Appendix B

RF Test Data for 2.4G WIFI (Conducted Measurement)

Product Name: Kids tablet

Test Model: YY-766

Environmental Conditions

Temperature:	23.5 ° C
Relative Humidity:	52.2%
ATM Pressure:	100.0 kPa
Test Engineer:	Kay Hu
Supervised by:	Li Huan

B.1 DTS Bandwidth

Test Result

TestMode	Antenna	Channel	DTS BW [MHz]	FL[MHz]	FH[MHz]	Limit[MHz]	Verdict
11B	Ant1	2412	9.040	2407.480	2416.520	0.5	PASS
		2437	9.520	2432.480	2442.000	0.5	PASS
		2462	9.560	2456.960	2466.520	0.5	PASS
11G	Ant1	2412	16.320	2403.840	2420.160	0.5	PASS
		2437	16.280	2428.880	2445.160	0.5	PASS
		2462	16.000	2453.760	2469.760	0.5	PASS
11N20SISO	Ant1	2412	17.600	2403.200	2420.800	0.5	PASS
		2437	17.560	2428.240	2445.800	0.5	PASS
		2462	17.280	2453.200	2470.480	0.5	PASS
11N40SISO	Ant1	2422	35.680	2404.480	2440.160	0.5	PASS
		2437	35.440	2419.480	2454.920	0.5	PASS
		2452	35.360	2434.160	2469.520	0.5	PASS

Test Graphs

11B_Ant1_2412

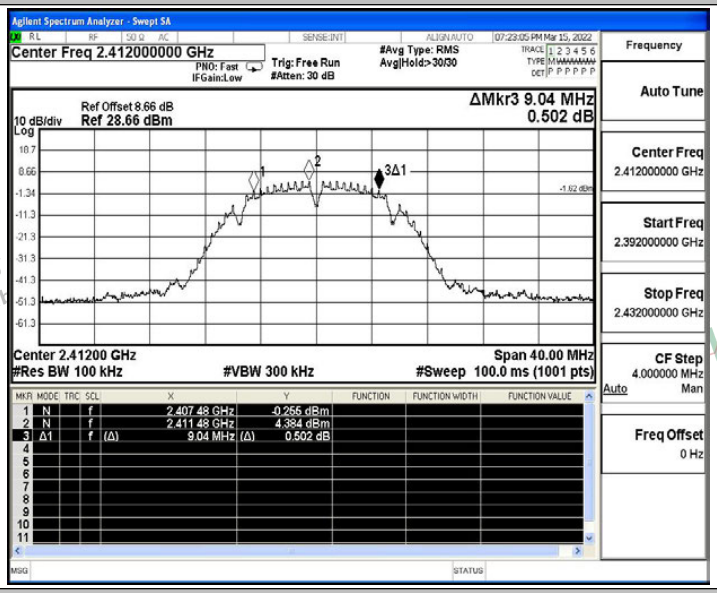

11B_Ant1_2437

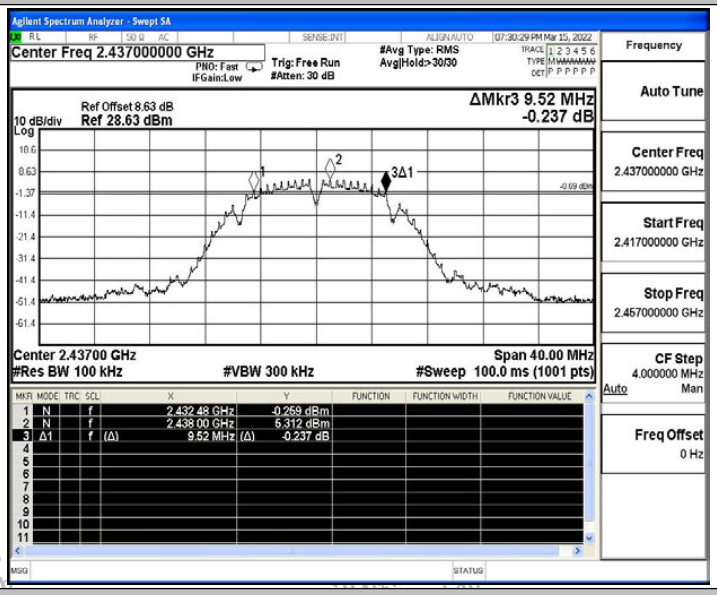

11B_Ant1_2462

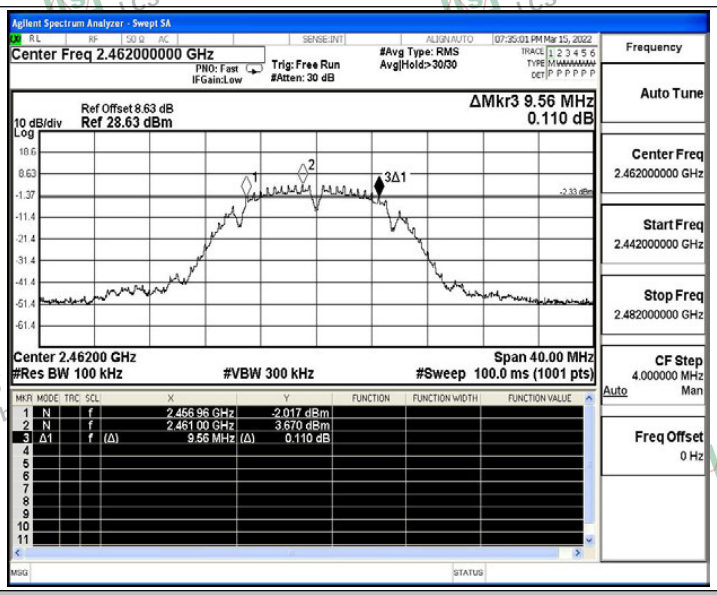

11G_Ant1_2412

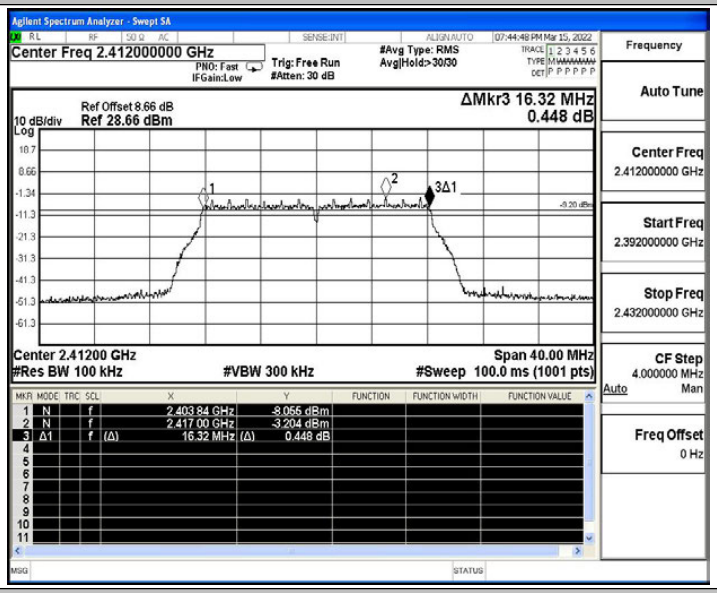

11G_Ant1_2437

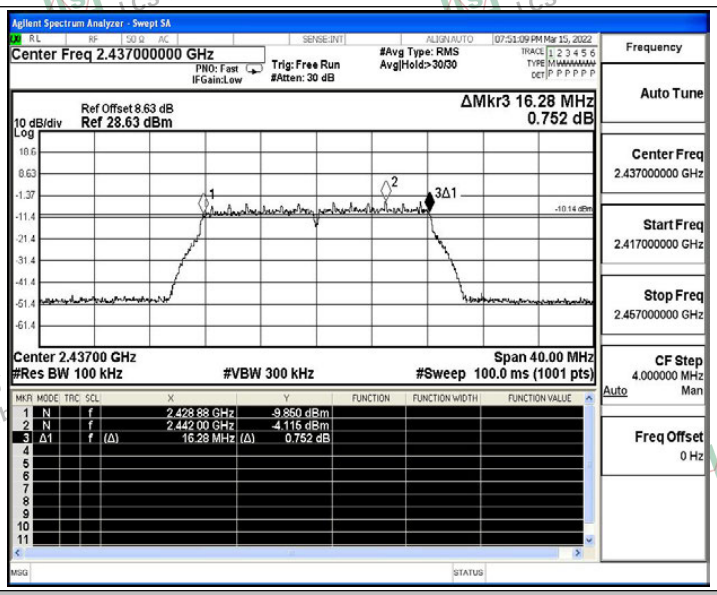

11G_Ant1_2462

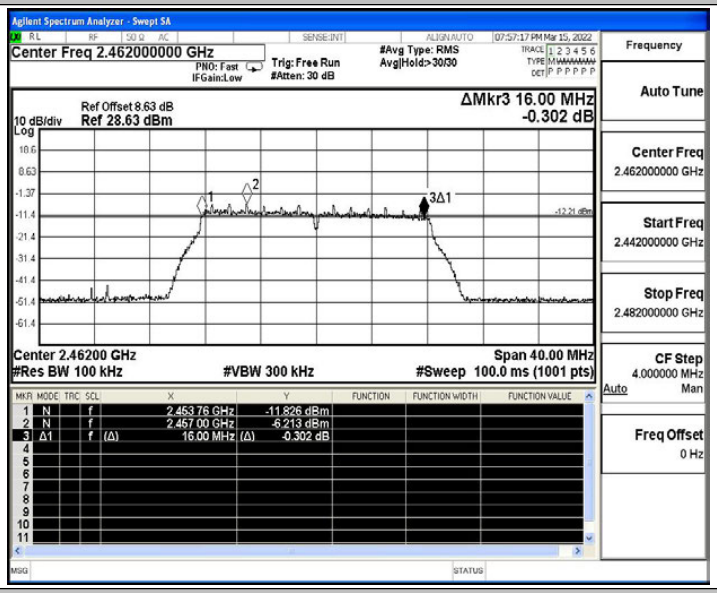

11N20SISO_Ant1_2412

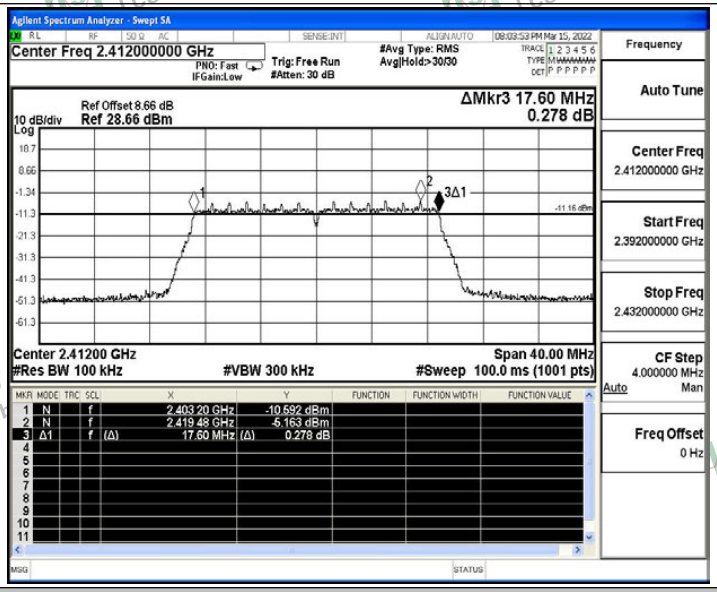

11N20SISO_Ant1_2437

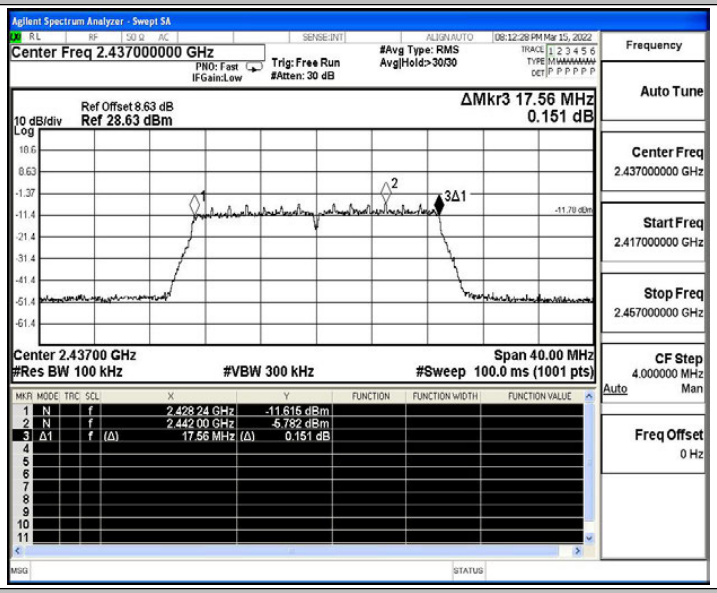

11N20SISO_Ant1_2462

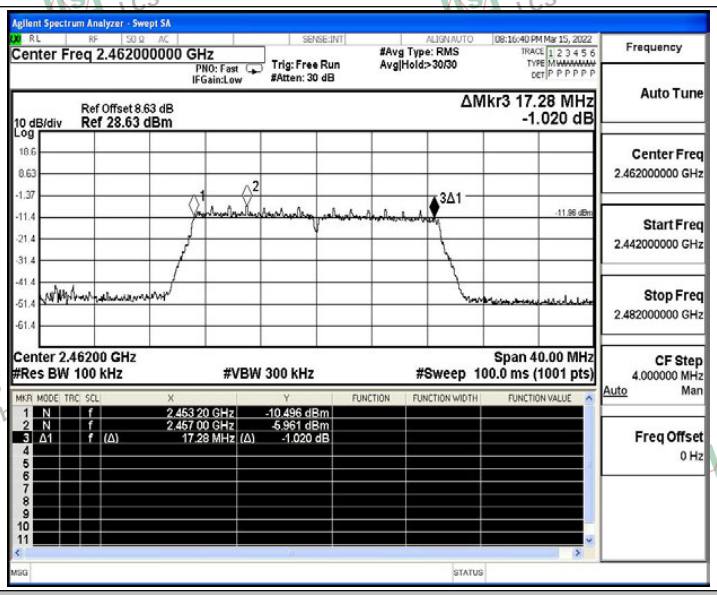

11N40SISO_Ant1_2422

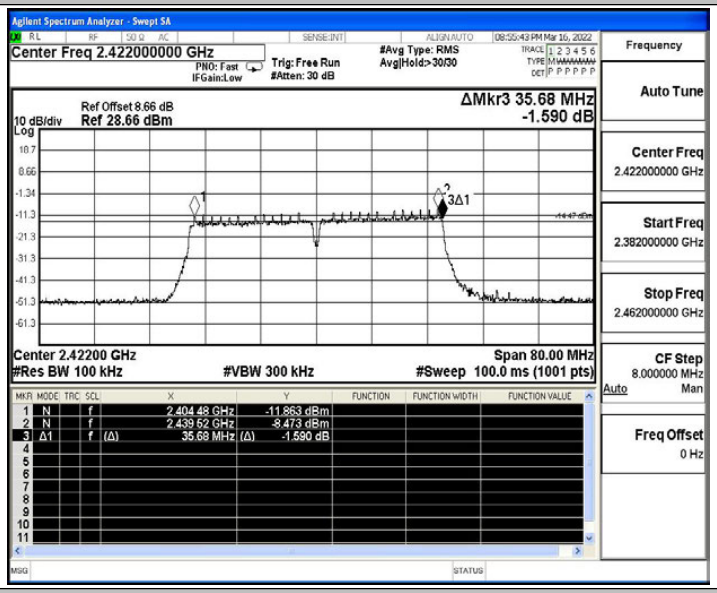

11N40SISO_Ant1_2437

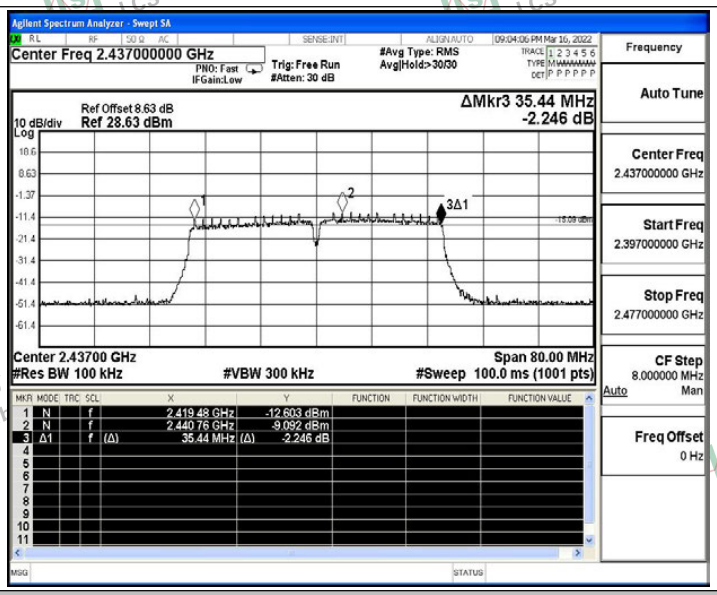

11N40SISO_Ant1_2452

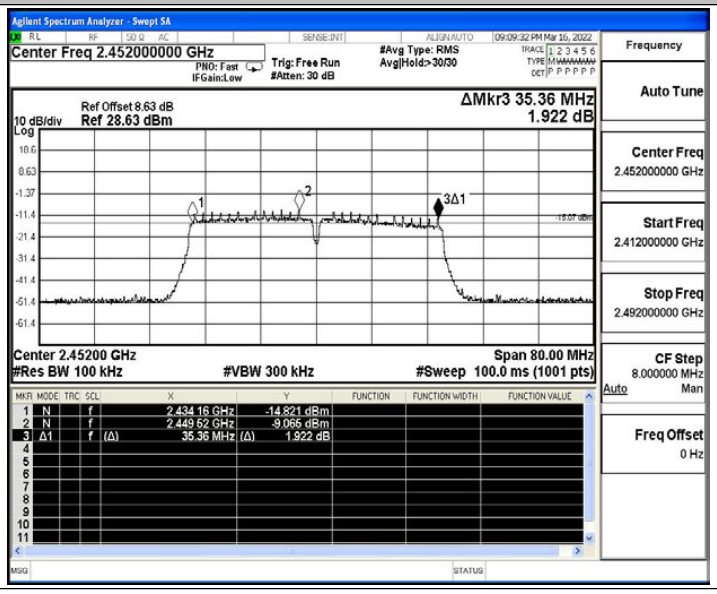

B.2 Maximum peak conducted output power

Test Result

TestMode	Antenna	Channel	Result[dBm]	Limit[dBm]	Verdict
11B	Ant1	2412	16.16	≤30.00	PASS
		2437	16.85	≤30.00	PASS
		2462	15.38	≤30.00	PASS
11G	Ant1	2412	15.98	≤30.00	PASS
		2437	14.80	≤30.00	PASS
		2462	12.64	≤30.00	PASS
11N20SISO	Ant1	2412	14.06	≤30.00	PASS
		2437	13.30	≤30.00	PASS
		2462	12.73	≤30.00	PASS
11N40SISO	Ant1	2422	12.73	≤30.00	PASS
		2437	12.75	≤30.00	PASS
		2452	12.61	≤30.00	PASS

B.3 Maximum power spectral density

Test Result

TestMode	Antenna	Channel	Result[dBm/3-100kHz]	Limit[dBm/3kHz]	Verdict
11B	Ant1	2412	-10.13	≤8.00	PASS
		2437	-9.13	≤8.00	PASS
		2462	-7.46	≤8.00	PASS
11G	Ant1	2412	-17.7	≤8.00	PASS
		2437	-18.86	≤8.00	PASS
		2462	-20.99	≤8.00	PASS
11N20SISO	Ant1	2412	-19.65	≤8.00	PASS
		2437	-20.78	≤8.00	PASS
		2462	-20.85	≤8.00	PASS
11N40SISO	Ant1	2422	-23.43	≤8.00	PASS
		2437	-23.9	≤8.00	PASS
		2452	-23.56	≤8.00	PASS

Test Graphs

11B_Ant1_2412

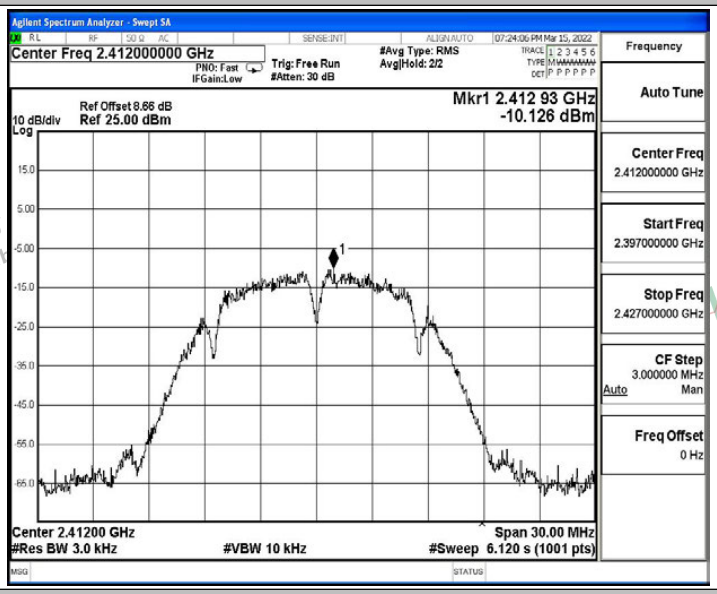

11B_Ant1_2437

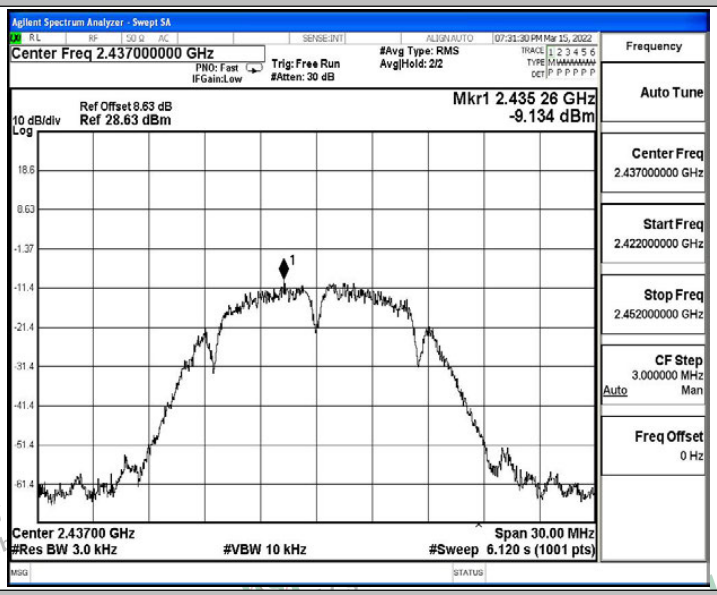

11B_Ant1_2462

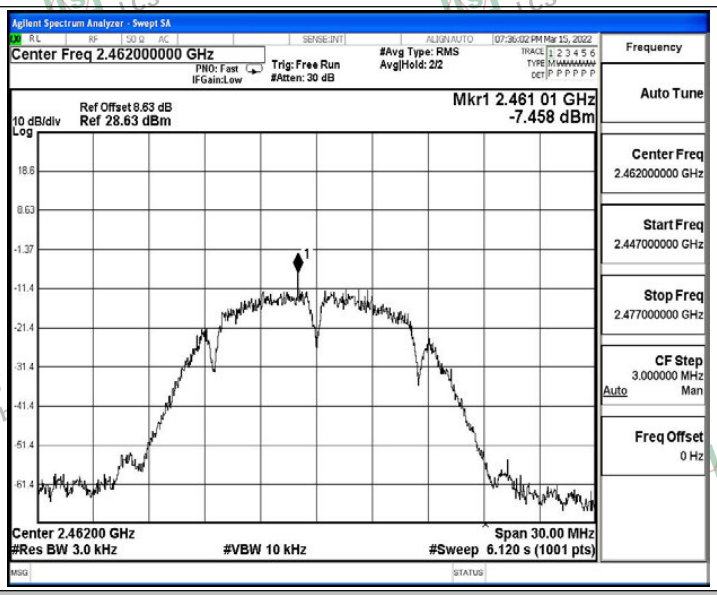

11G_Ant1_2412

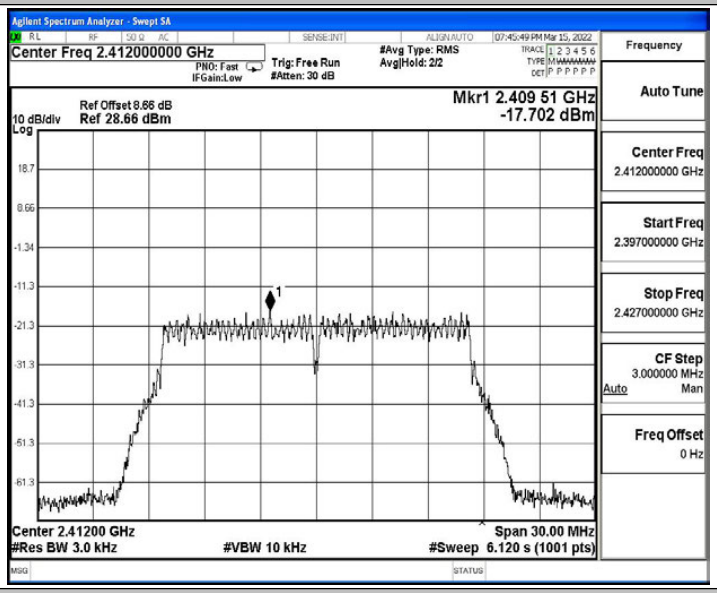

11G_Ant1_2437

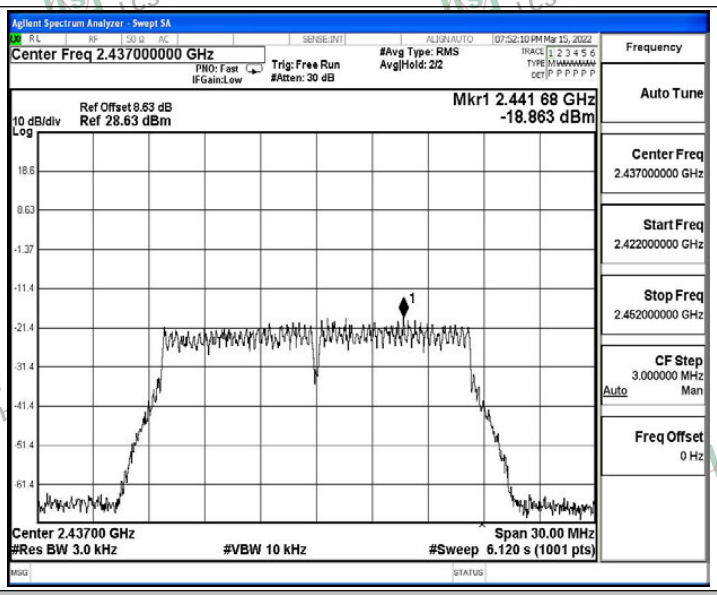

11G_Ant1_2462

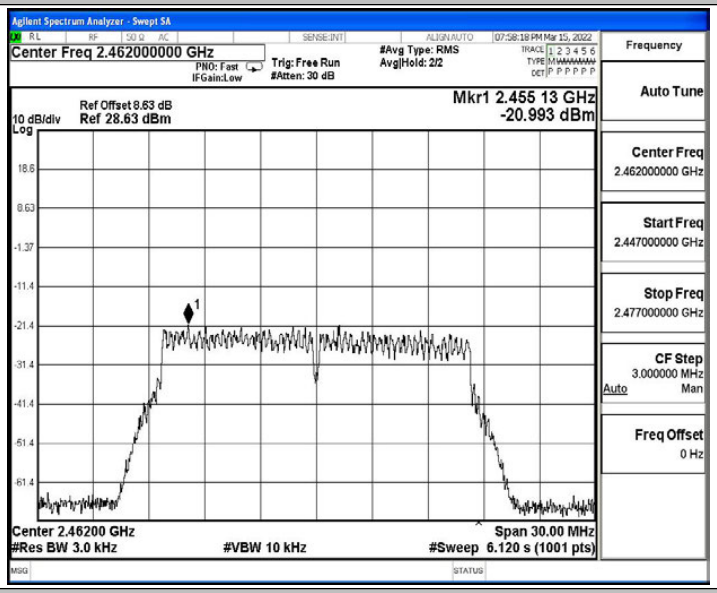

11N20SISO_Ant1_2412

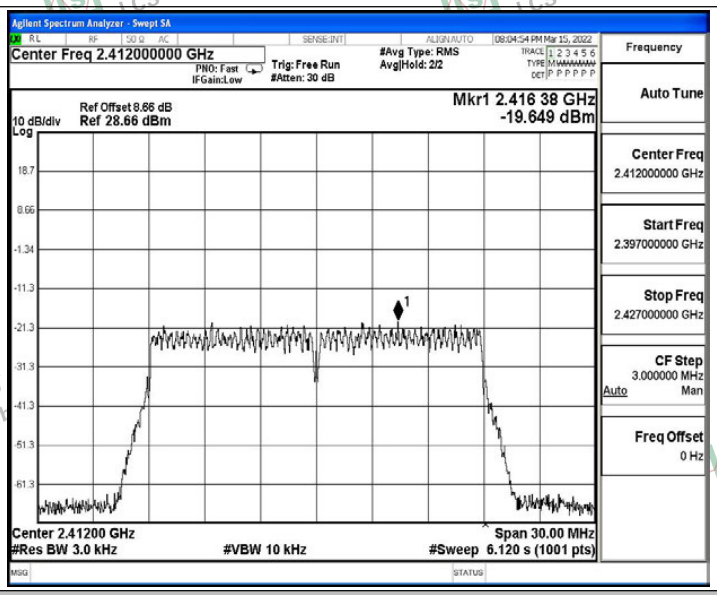

11N20SISO_Ant1_2437

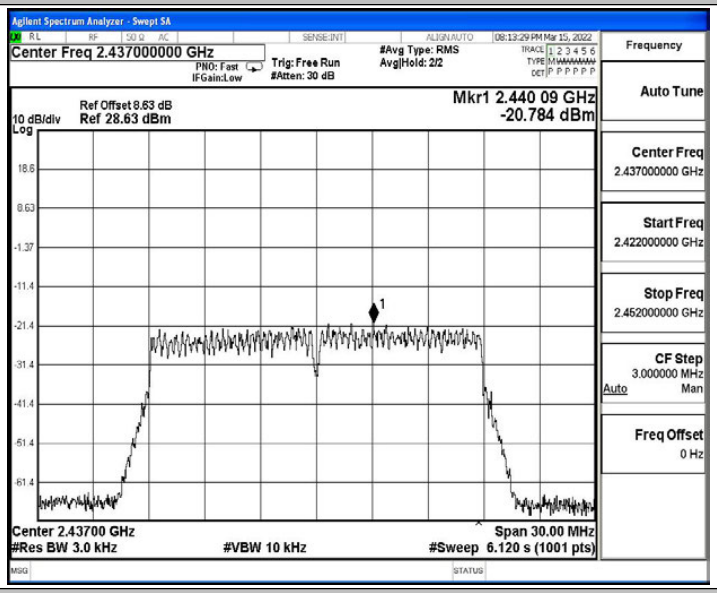

11N20SISO_Ant1_2462

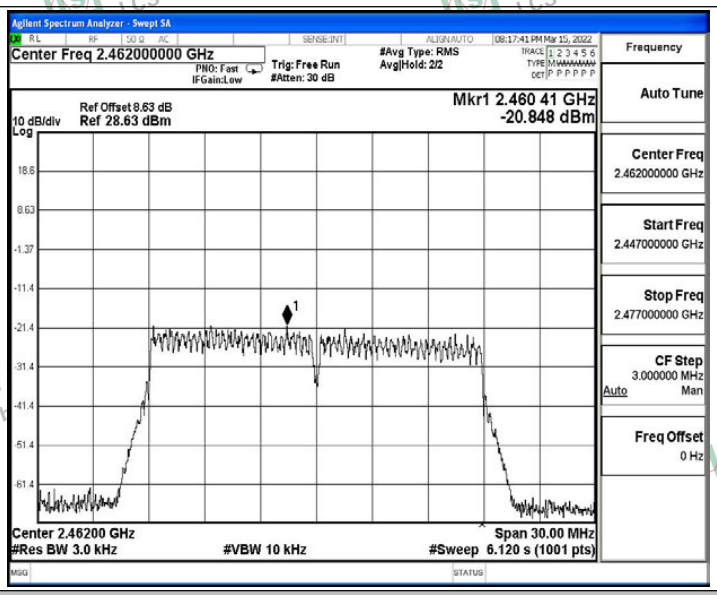

11N40SISO_Ant1_2422

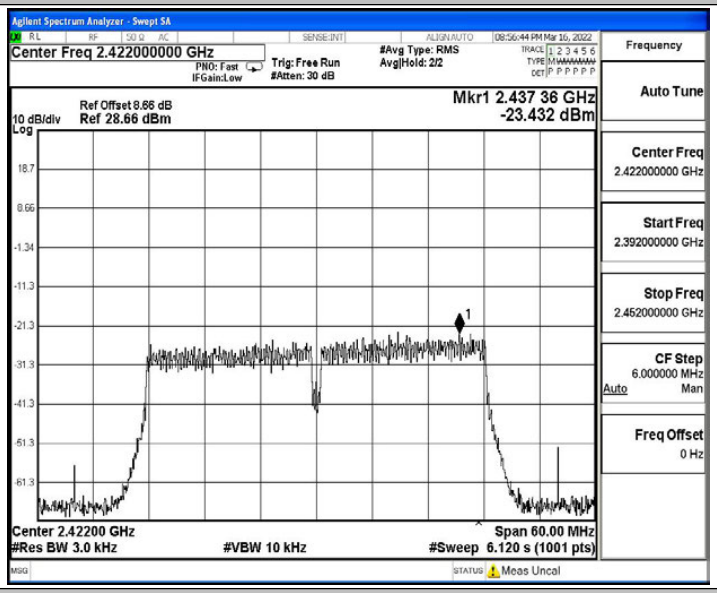

11N40SISO_Ant1_2437

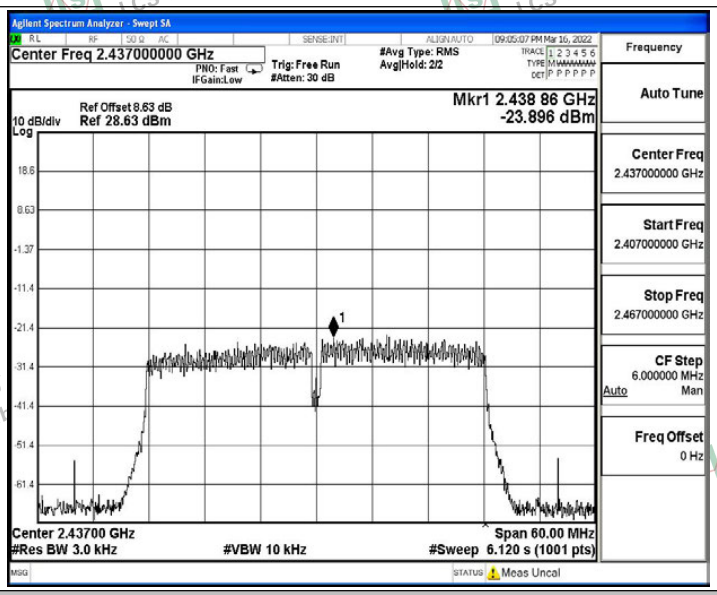

11N40SISO_Ant1_2452

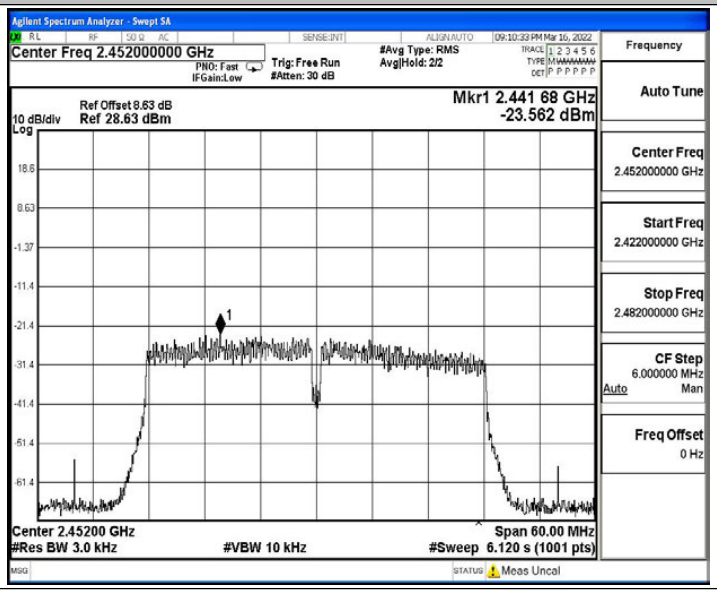

B.4 Band edge measurements

Test Result

TestMode	Antenna	ChName	Channel	RefLevel[dBm]	Result[dBm]	Limit[dBm]	Verdict
11B	Ant1	Low	2412	4.03	-46.63	≤-15.97	PASS
		High	2462	3.58	-46.76	≤-16.42	PASS
11G	Ant1	Low	2412	-3.13	-45.96	≤-23.13	PASS
		High	2462	-5.78	-47.89	≤-25.78	PASS
11N20SISO	Ant1	Low	2412	-5.14	-47.88	≤-25.14	PASS
		High	2462	-5.80	-47.82	≤-25.8	PASS
11N40SISO	Ant1	Low	2422	-9.74	-48.52	≤-29.74	PASS
		High	2452	-8.95	-47.77	≤-28.95	PASS

Test Graphs

11B_Ant1_Low_2412

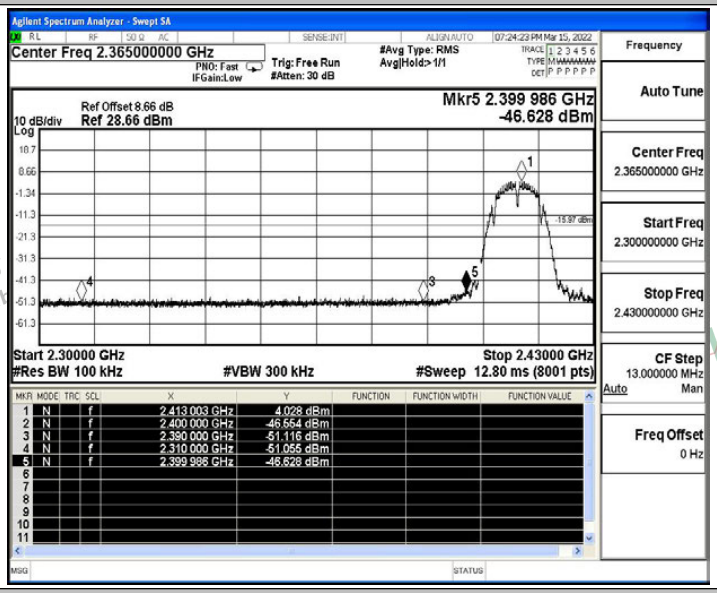

11B_Ant1_High_2462

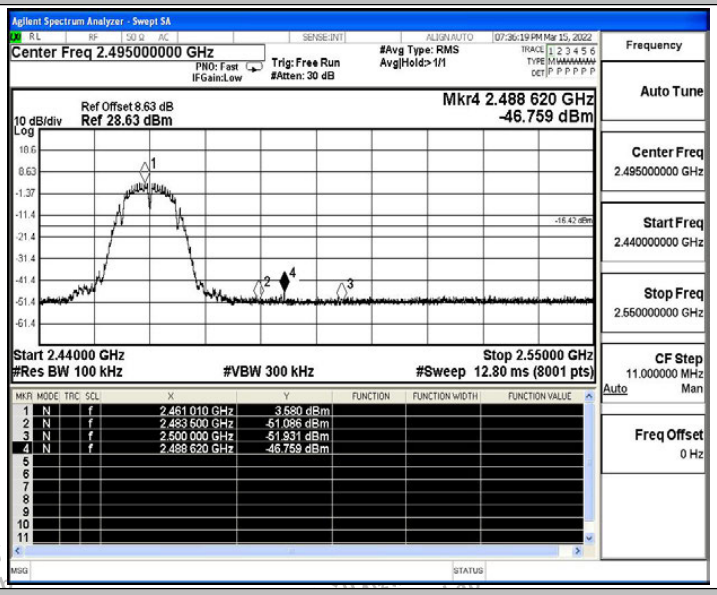

11G_Ant1_Low_2412

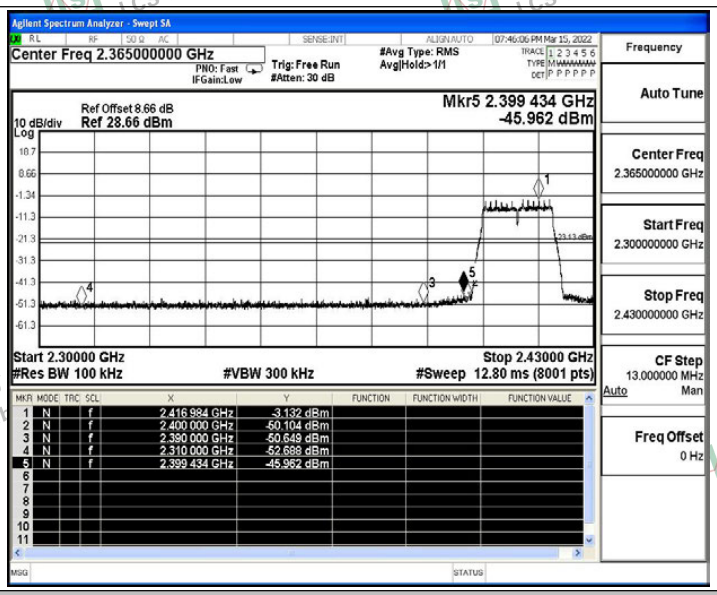

11G_Ant1_High_2462

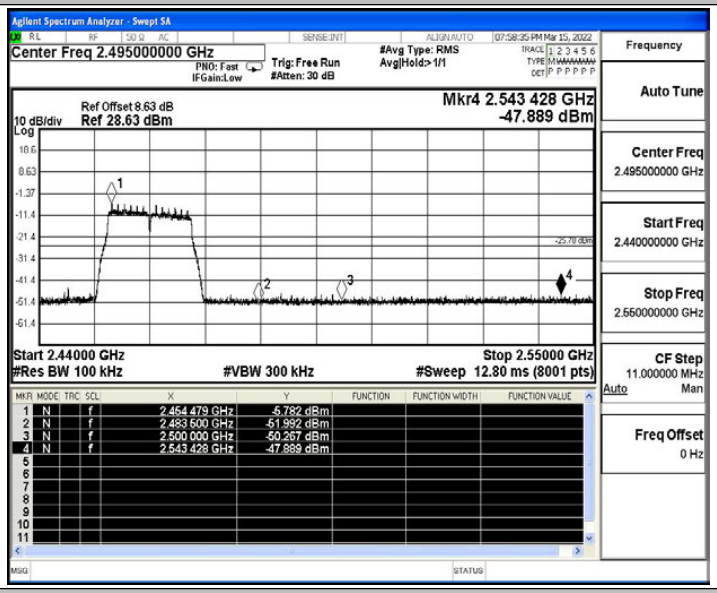

11N20SISO_Ant1_Low_2412

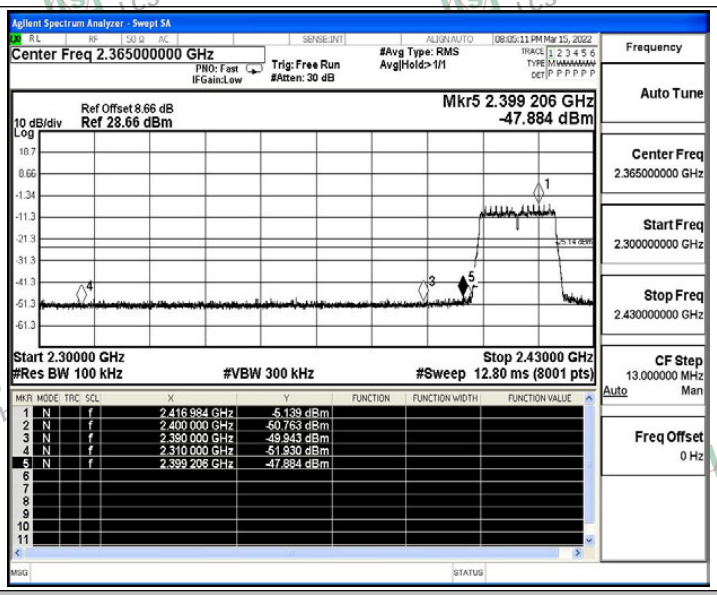

11N20SISO_Ant1_High_2462

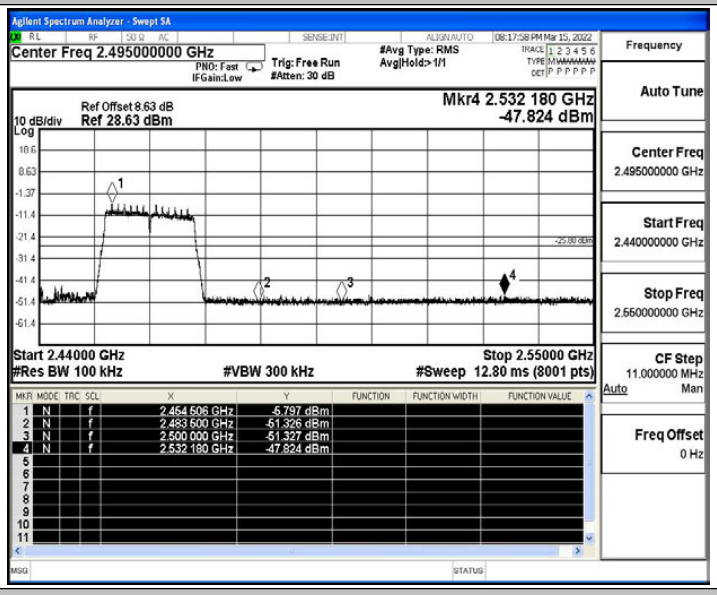

11N40SISO_Ant1_Low_2422

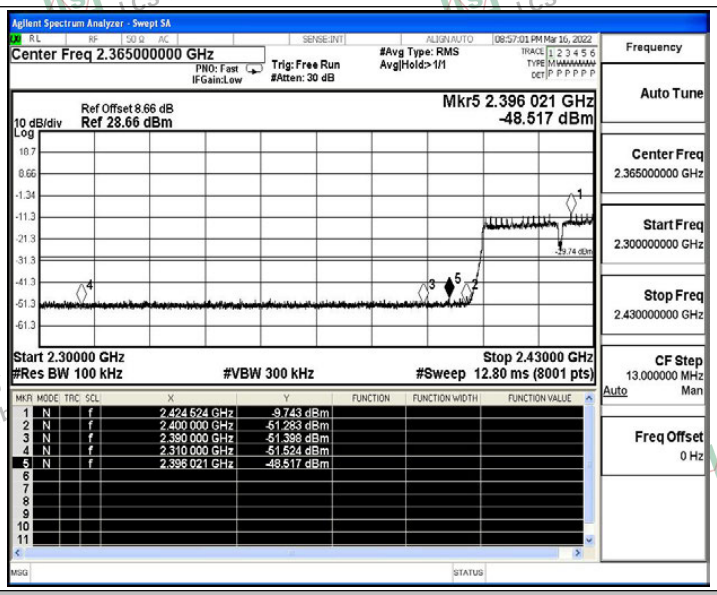

11N40SISO_Ant1_High_2452

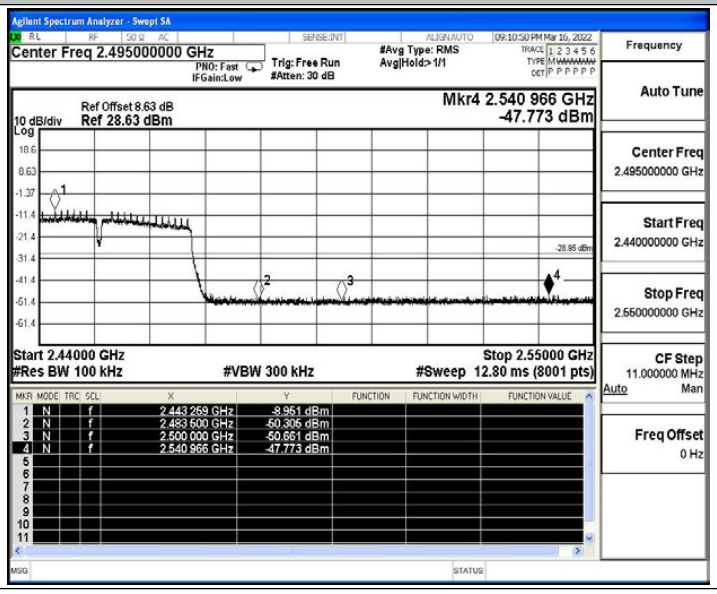

B.5 Conducted Spurious Emission

Test Result

TestMode	Antenna	Channel	FreqRange [Mhz]	RefLevel [dBm]	Result [dBm]	Limit [dBm]	Verdict
11B	Ant1	2412	Reference	4.50	4.50	---	PASS
			30~1000	4.50	-60.71	≤-15.5	PASS
			1000~26500	4.50	-46.45	≤-15.5	PASS
		2437	Reference	5.00	5.00	---	PASS
			30~1000	5.00	-60.53	≤-15	PASS
			1000~26500	5.00	-46.15	≤-15	PASS
		2462	Reference	3.62	3.62	---	PASS
			30~1000	3.62	-60.16	≤-16.38	PASS
			1000~26500	3.62	-46.19	≤-16.38	PASS
11G	Ant1	2412	Reference	-3.36	-3.36	---	PASS
			30~1000	-3.36	-59.39	≤-23.36	PASS
			1000~26500	-3.36	-45.74	≤-23.36	PASS
		2437	Reference	-4.30	-4.30	---	PASS
			30~1000	-4.30	-60.73	≤-24.3	PASS
			1000~26500	-4.30	-45.5	≤-24.3	PASS
		2462	Reference	-5.82	-5.82	---	PASS
			30~1000	-5.82	-60.7	≤-25.82	PASS
			1000~26500	-5.82	-46.16	≤-25.82	PASS
11N20SISO	Ant1	2412	Reference	-5.07	-5.07	---	PASS
			30~1000	-5.07	-60.59	≤-25.07	PASS
			1000~26500	-5.07	-45.83	≤-25.07	PASS
		2437	Reference	-5.57	-5.57	---	PASS
			30~1000	-5.57	-60.8	≤-25.57	PASS
			1000~26500	-5.57	-45.63	≤-25.57	PASS
		2462	Reference	-5.64	-5.64	---	PASS
			30~1000	-5.64	-59.87	≤-25.64	PASS
			1000~26500	-5.64	-45.87	≤-25.64	PASS
11N40SISO	Ant1	2422	Reference	-8.56	-8.56	---	PASS
			30~1000	-8.56	-60.29	≤-28.56	PASS
			1000~26500	-8.56	-45.9	≤-28.56	PASS
		2437	Reference	-9.05	-9.05	---	PASS
			30~1000	-9.05	-60.46	≤-29.05	PASS
			1000~26500	-9.05	-46.25	≤-29.05	PASS
		2452	Reference	-8.79	-8.79	---	PASS
			30~1000	-8.79	-60.92	≤-28.79	PASS

			1000~26500	-8.79	-46	≤-28.79	PASS

Test Graphs

11B_Ant1_2412_0~Reference

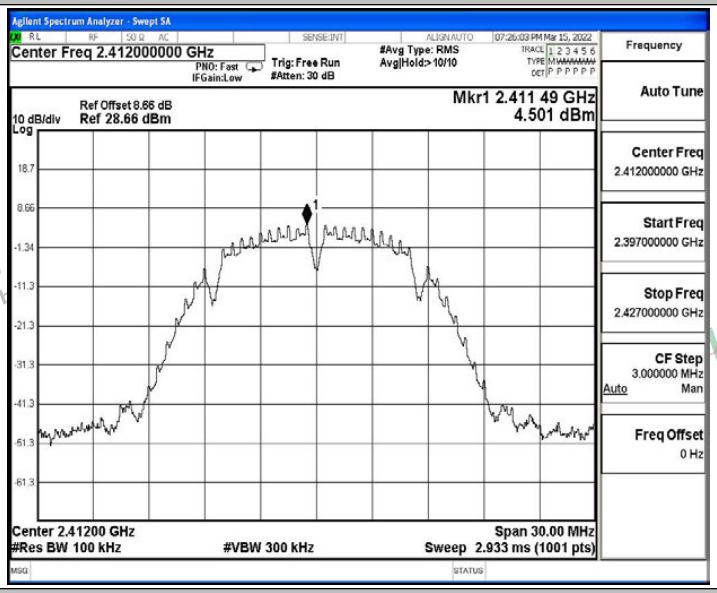

11B_Ant1_2412_30~1000

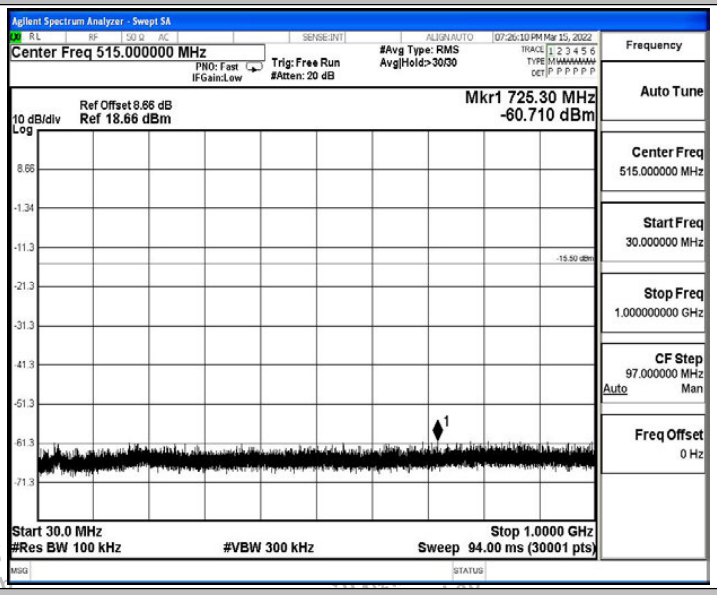

11B_Ant1_2412_1000~26500

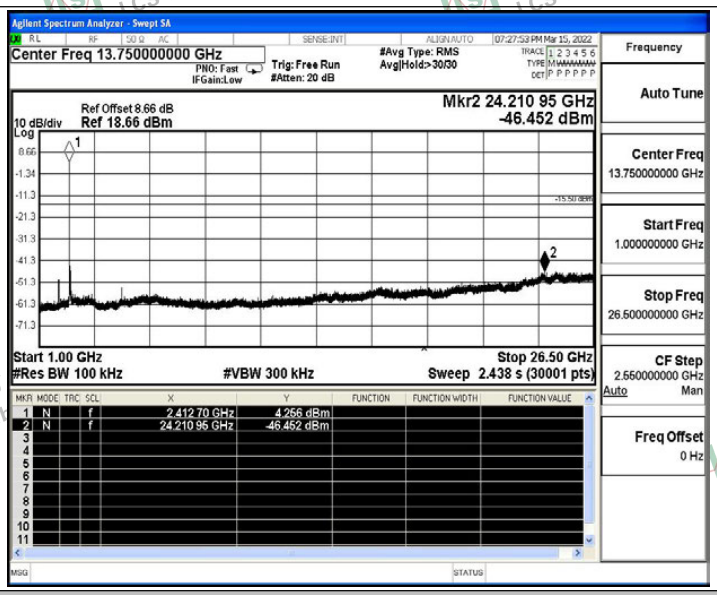

11B_Ant1_2437_0~Reference

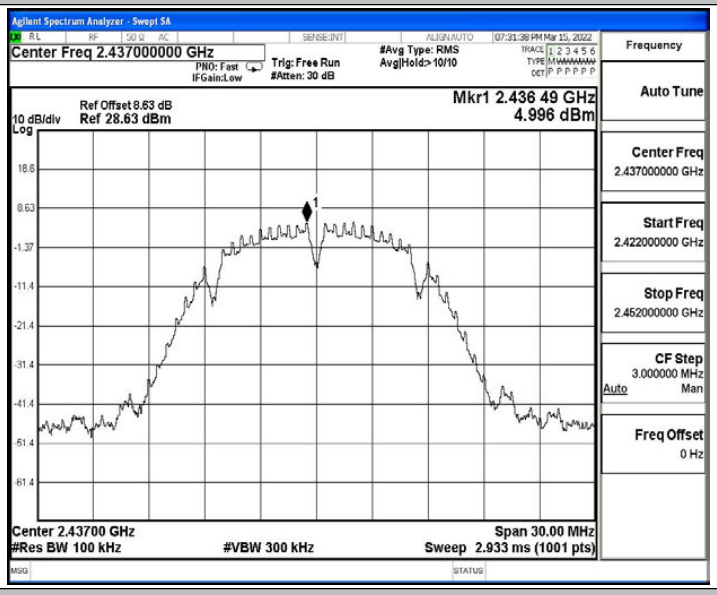

11B_Ant1_2437_30~1000

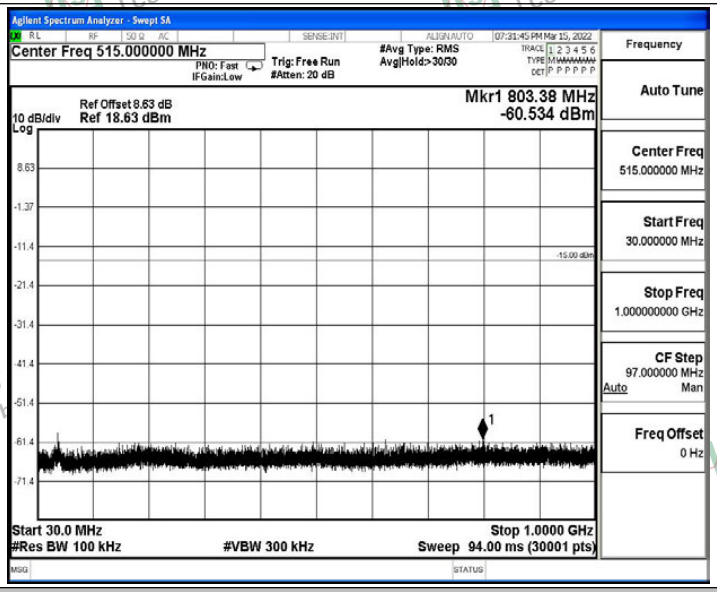

11B_Ant1_2437_1000~26500

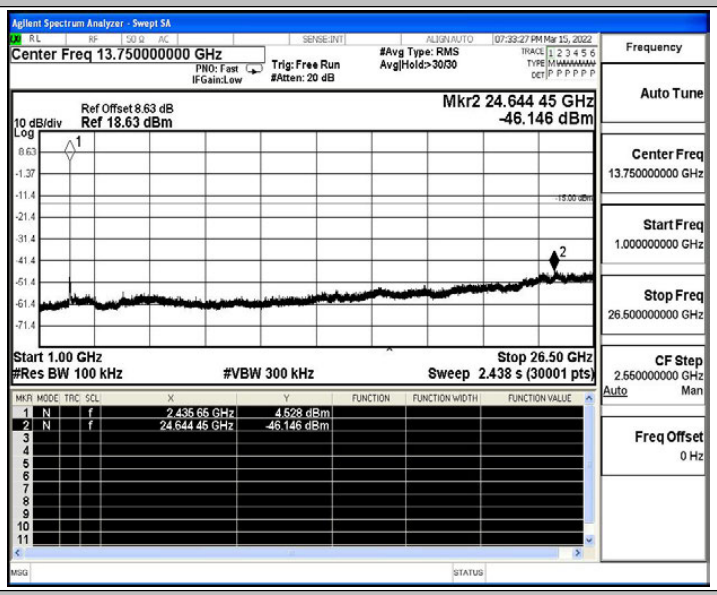

11B_Ant1_2462_0~Reference

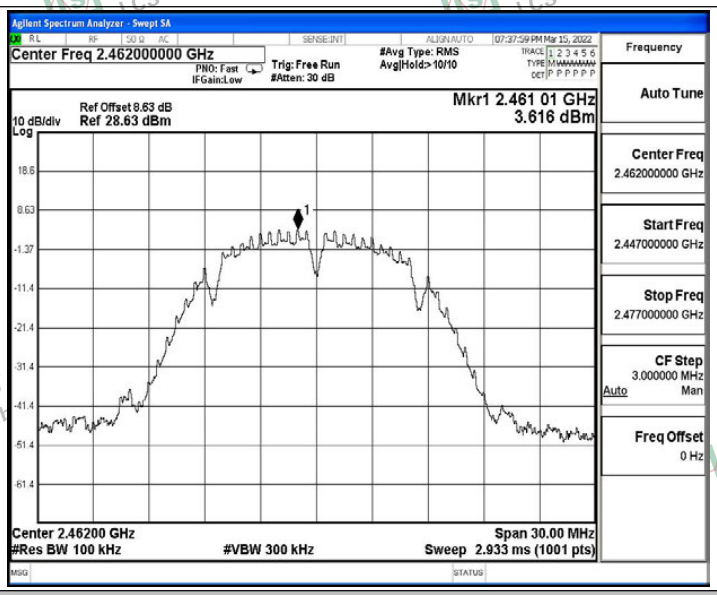

11B_Ant1_2462_30~1000

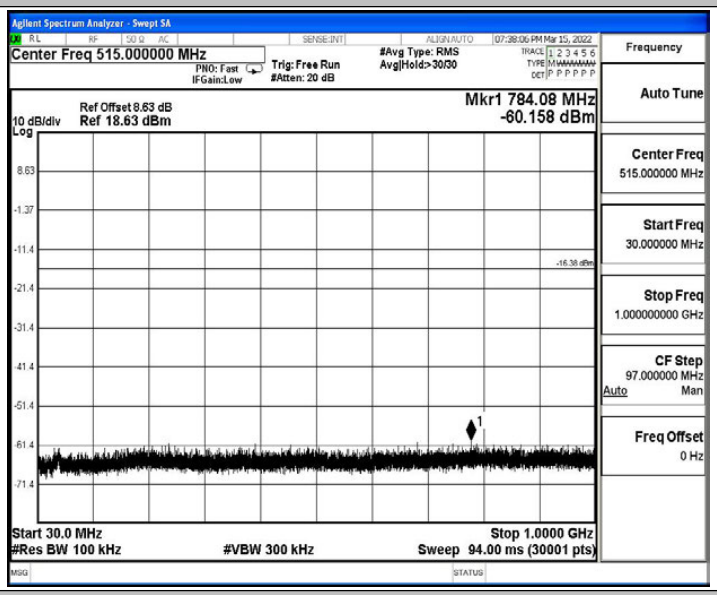

11B_Ant1_2462_1000~26500

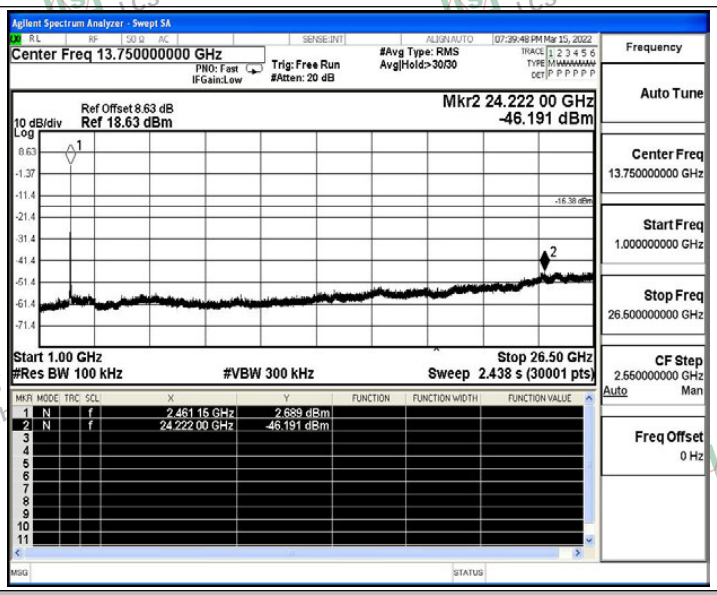

11G_Ant1_2412_0~Reference

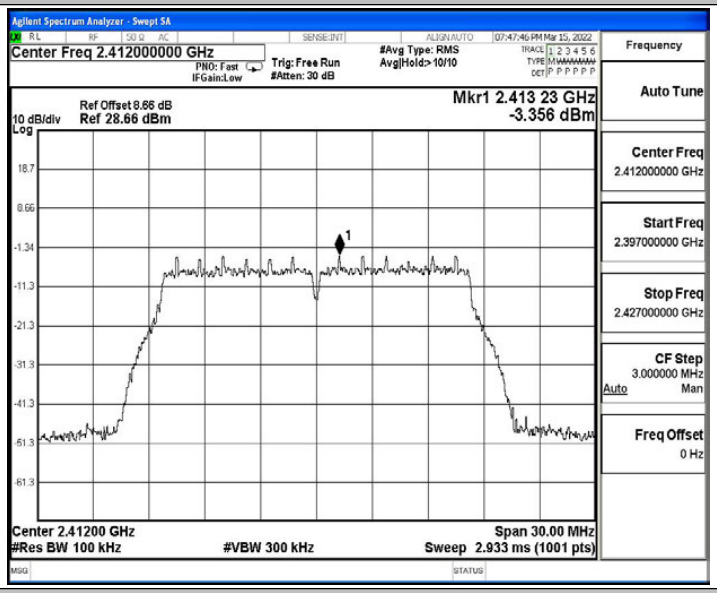

11G_Ant1_2412_30~1000

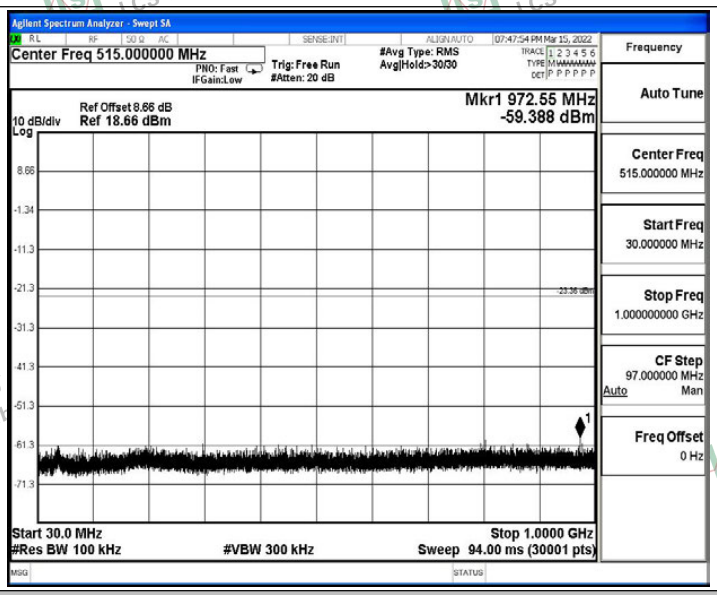

11G_Ant1_2412_1000~26500

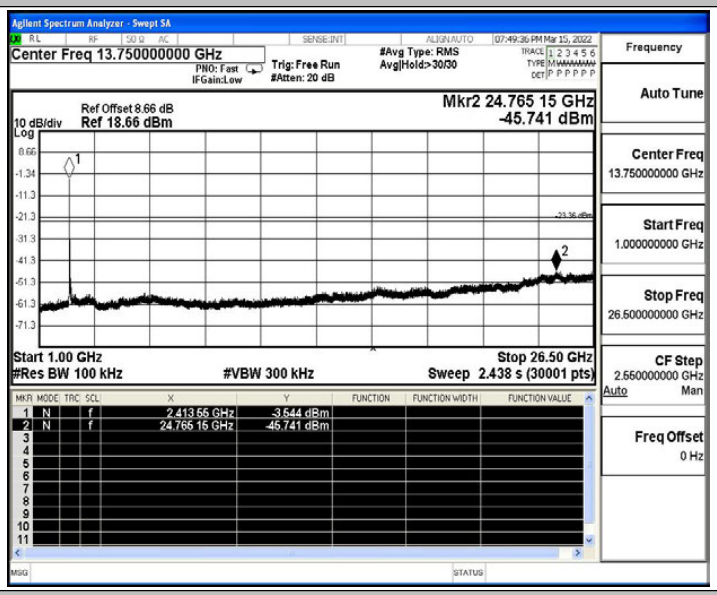

11G_Ant1_2437_0~Reference

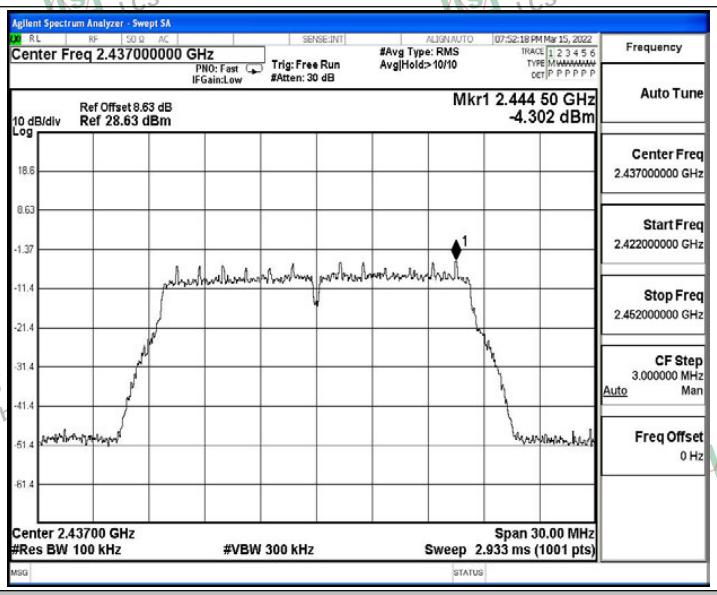

11G_Ant1_2437_30~1000

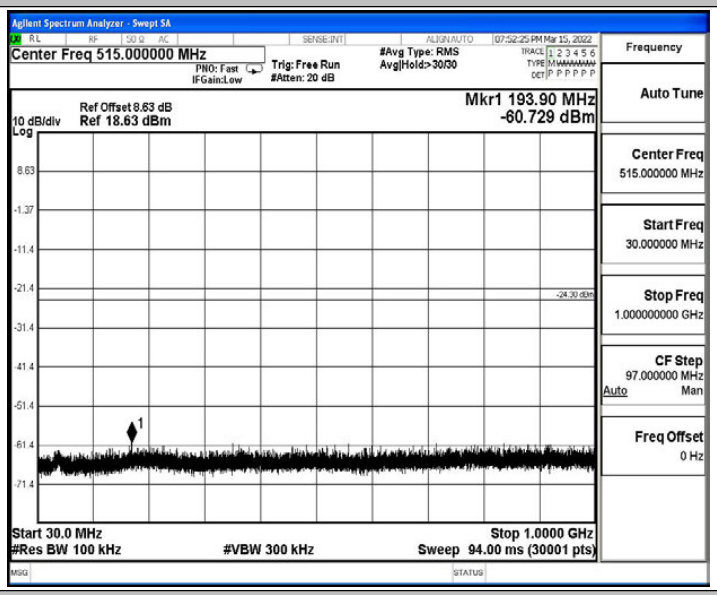

11G_Ant1_2437_1000~26500

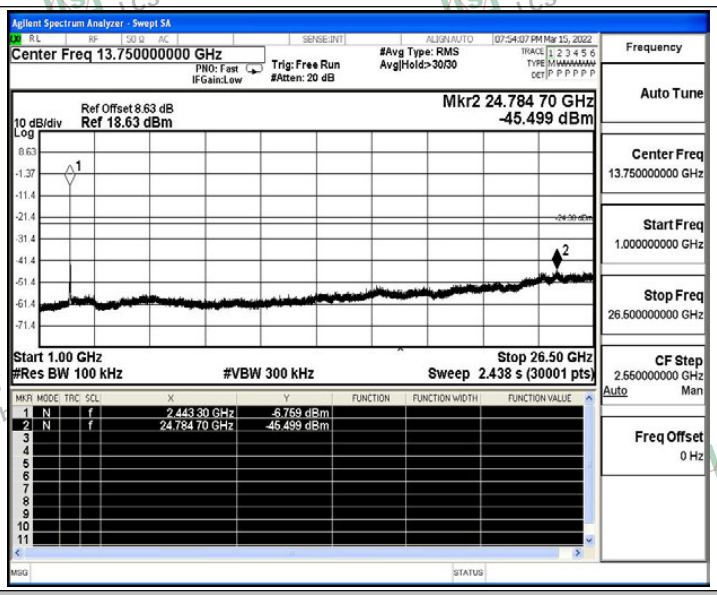

11G_Ant1_2462_0~Reference

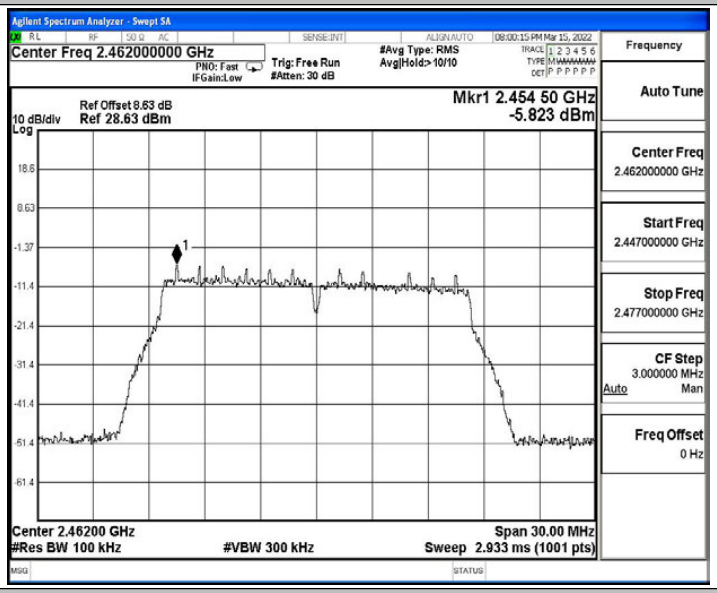

11G_Ant1_2462_30~1000

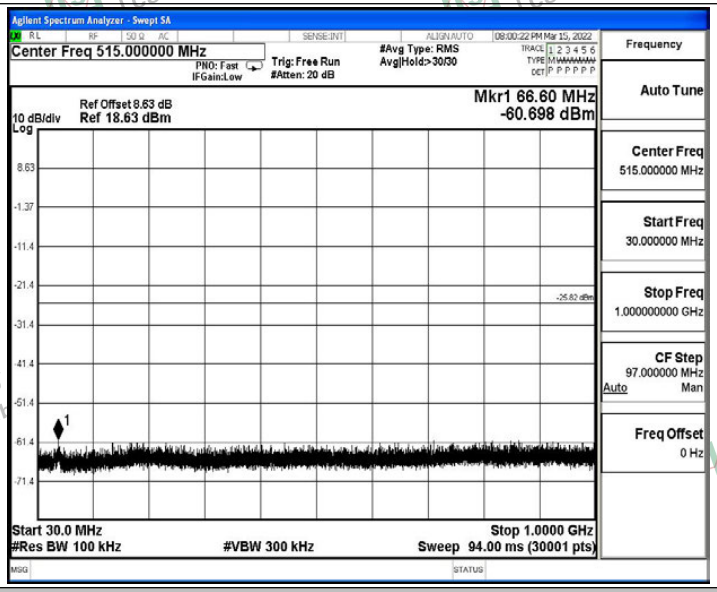

11G_Ant1_2462_1000~26500

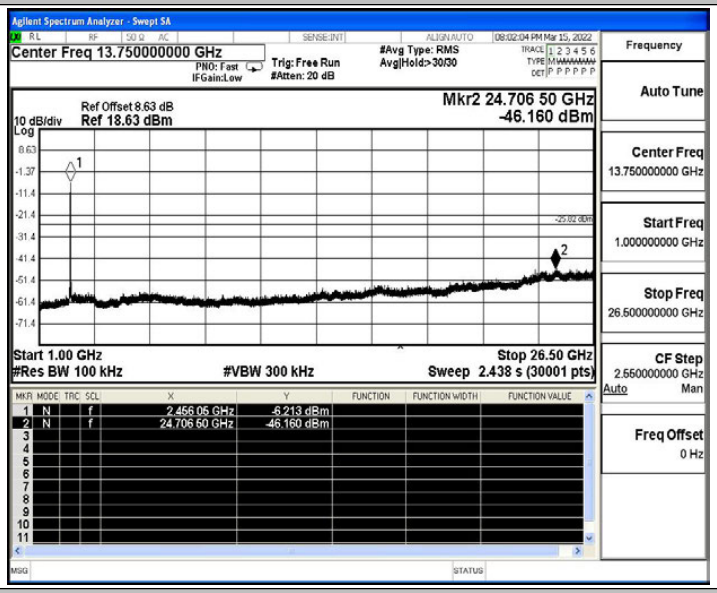

11N20SISO_Ant1_2412_0~Reference