CONSUMER RESPONSIBILITIES

The DISTRIBUTOR's mirrors products will remain beautiful for many years if you properly care for them.The DISTRIBUTOR does not recommend the use of harsh abrasive cleansers on any of its products. Harsh cleansers will damage the finish of your mirror.

MAINTENANCE

For daily maintenance, use a wet cloth and a soft liquid cleaner.
Never use abrasive cleaners or strong bleach, scrapers, metallic brushes, or other objects or any products which can graze or tarnish surfaces.

LIMITED 1 YEARS WARRANTY

This warranty extends only to the original owner user for personal household use only. For commercial uses, additional limitations may apply.

- The DISTRIBUTOR warrants, mirrors to be free from defects in workmanship and materials under normal use and service for a period of one (1) year.
- The DISTRIBUTOR will, at its election, repair,replace, or make appropriate adjustment where the DISTRIBUTOR optional inspection discloses any such defects occurring in normal usage within the warranty periods.
- Please note that the DISTRIBUTOR is not responsible for installation or removal costs.
- Modification of any mirror's components may void the warranty. This warranty does not cover any claim arising from abuse, misuse, negligence, accident, improper installation or operation on the part of the purchaser. This warranty is void if the DISTRIBUTOR's product is subject to alterations, or if repairs were done to the mirror unit.
- This warranty does not extend to any components installed by dealers, installers or by any party other than the DISTRIBUTOR.
- Implied warranties, including that of merchantability or fitness for a particular pupose, are expressly limited in duration to the duration of this warranty.
- The DISTRIBUTOR disclaims any liability for special, incidental or consequential damages.

THE SOLE REMEDY PROVIDED BY THIS WARRANTY IS THE REPAIR OR REPLACEMENT OF DEFECTIVE PRODUCTS. THIS WARRANTY DOES NOT COVER THE COST OF REMOVAL OR INSTALLATION OF NEW PRODUCTS. THE WARRANTY WILL BE VOID IF THIS ITEM IS INSTALLED WITH OBVIOUS VISUAL DEFECTS.

GANPE®

Led the bathroom mirror

Instruction Manual

Model: **HC1025, HC2016, HC2011, HC1012**

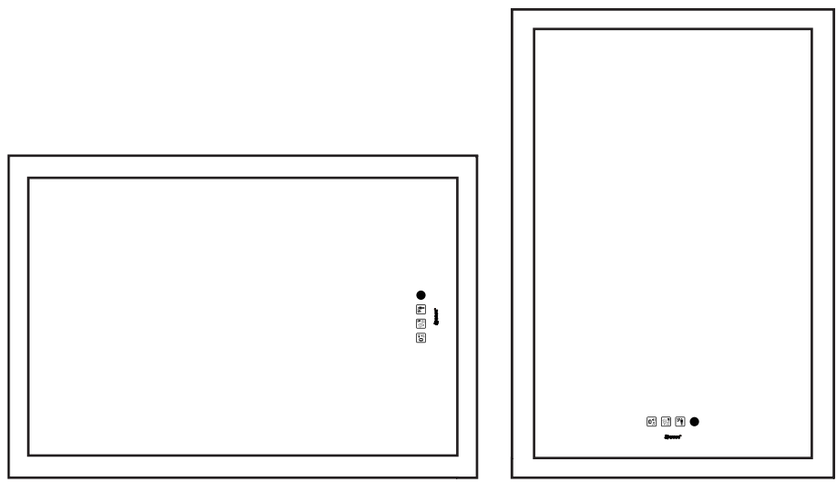

Intertek

amazon_US@ganpe.com

Made in China

NINGBO GANPE OPTOELECTRONICS CO.,LTD

CAUTION

IMPORTANT
The installer and/or user must read, understand and follow these instructions before installing the product. This product must be properly installed before it is used. If instructions are not followed, the manufacturer will not be held responsible for any problems or product malfunction. Failure to follow installation and/or operating instructions voids the warranty.

We recommend that this product be installed by a certified electrician. In some states or provinces, it is a legal requirement for this type of product to be installed by a certified electrician, according to the electrical and building codes effective in the region where the unit is used.

WARNING:
Risk of electrical shock.
Turn off breaker
at the panel.

Switch off the main electrical supply from the fuse box/circuit breaker before installing the unit or doing any maintenance.

Do not use outdoor.

INSTALLATION

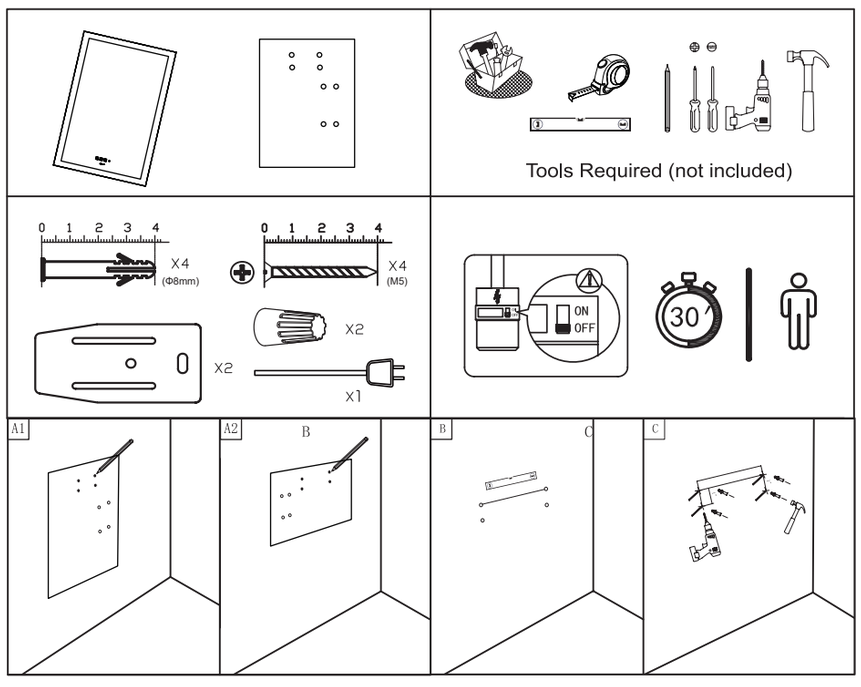

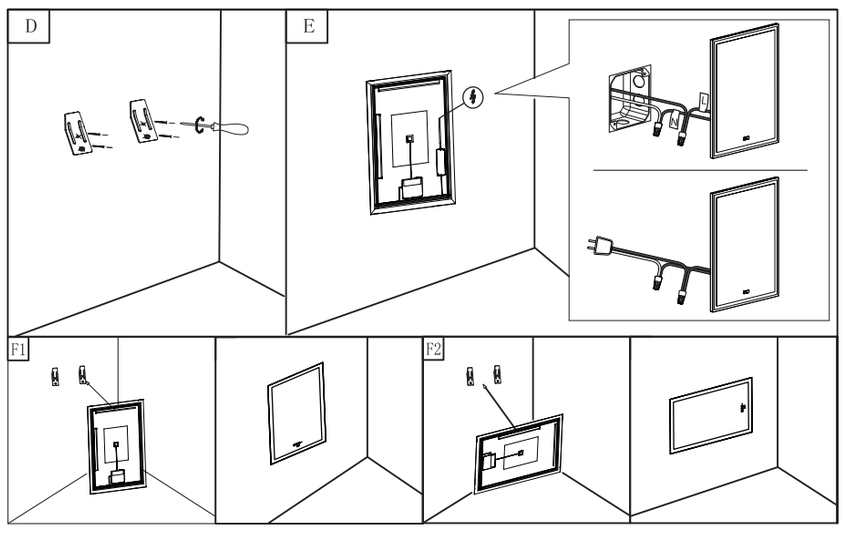

A1/A2: When installing VERTICALLY or HORIZONTALLY, place the proportional installation paper card at the position where the mirror on the wall is installed, and record the 4 punching points with a pen.
B: Make sure that the line between the two points above is parallel to the ground
C: Drill holes (Φ8mm) and drive into the plastic expansion.
D: Install the hanging galvanized iron sheet
E: Connect the reserved netural and live wires by the wire connector. If there is no reserved neutral and live wires, you can use the supplied power cord with plug.
F: Finally hang the mirror on the iron sheet to start using.

OPERATION

	Short touch the switch for on / off. Quick double-click the switch to change color temperature 3000k-4000k-6500k, long touch the switch for dimming. The defogger film will work with the light, and will automatically be turned off after 1 hour.
	Human Body Induction: It can be turned on / off with the human induction touch button. The light will be turned on when people are near the mirror (about 2 meters). When people leave, the light will be turned off after 30 seconds.
	Bluetooth speaker: Use the Bluetooth button to turn on/off the Bluetooth speaker, turn on the phone's Bluetooth and search for "GANPE Mirror", enter the password "6688" after pairing, and wait for the connection to succeed.

Memory function for the brightness and colour temperature.

FCC Caution:

This device complies with part 15 of the FCC Rules. Operation is subject to the following two conditions: (1) This device may not cause harmful interference, and (2) this device must accept any interference received, including interference that may cause undesired operation.

Any Changes or modifications not expressly approved by the party responsible for compliance could void the user's authority to operate the equipment.

Note: This equipment has been tested and found to comply with the limits for a Class B digital device, pursuant to part 15 of the FCC Rules. These limits are designed to provide reasonable protection against harmful interference in a residential installation. This equipment generates uses and can radiate radio frequency energy and, if not installed and used in accordance with the instructions, may cause harmful interference to radio communications. However, there is no guarantee that interference will not occur in a particular installation. If this equipment does cause harmful interference to radio or television reception, which can be determined by turning the equipment off and on, the user is encouraged to try to correct the interference by one or more of the following measures:

-Reorient or relocate the receiving antenna.

-Increase the separation between the equipment and receiver.

-Connect the equipment into an outlet on a circuit different from that to which the receiver is connected.

-Consult the dealer or an experienced radio/TV technician for help.

The device has been evaluated to meet general RF exposure requirement. The device can be used in portable exposure condition without restriction.