80mm 80mm 80mm 80mm 80mm

100mm

4 in 1 Wireless Charger (Foldable)

Instruction manual

1. Product Introduction

This product is a 4-in-1 fast wireless charger that simultaneously wirelessly charges phones /iWatch/TWS Bluetooth headsets that support the QI standard. This product also adds the night atmosphere light design, is a convenient and practical intelligent electronic device.

This product has a folding design. The folding way of the product makes it easier to store and carry; Open the charging panel state can charge multiple devices at the same time. You can charge your device wirelessly by placing it in the charging zone. You can put the phone vertically or horizontally, without affecting the charging of the phone, while charging, you can video chat or watch your favorite movie or TV.

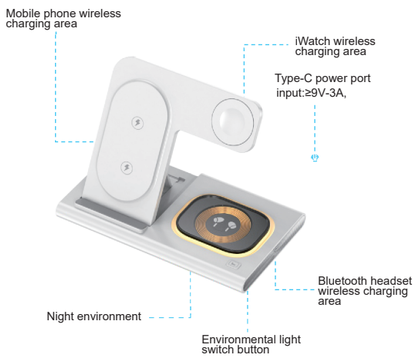

Two. specification parameters

Product name	4-in-1 wireless charger
Mode of use	foldable
material	Plastic + acrylic
color	black
interface	Type-C
Input current	≥9V-3A, 5V-3A
Mobile phone output	15W/10W/7.5W/5W
Watch output	2.5W
Headphone output	3W
adapter	⩾QC3.0 18W
dimension	165*141*19mm
compatibility	Support Qi compliant mobile phones, Bluetooth headsets, Apple Watches
Product list	Wireless charger x1, Charging cable x1, Instruction manual x1

Three. operation steps

1. When wireless charging other devices, please first power the product through the equipped charging cable.
2. Press the switch button of atmosphere light to turn on the 1st level atmosphere light; Press the switch button again to turn on the second gear of the environment light, and press the switch button three times to turn off the atmosphere light and repeat the cycle.
T IT Ax
Aligned word

3. When charging a device such as a phone, iWatch or Bluetooth headset, place the phone, iWatch or Bluetooth headset flat in the charging area and after 0.1 seconds, start charging the device; When fully charged, you can directly remove the device; During charging, if the device needs to terminate charging, it can be removed directly.

After the product is connected to the power supply, the phone, iWatch and Bluetooth headset can be charged after being put down

4. When the product is turned over, the mobile phone can be placed horizontally/vertically to charge.



5· The product can be folded for easy storage and portability.



Four. precautions

1. Do not immerse the product in water to avoid short circuit of the internal circuit.
2Do not disassemble or break the product by yourself, so as not to cause product damage.
3. Please keep the product away from flammable and explosive liquids, gases or explosives.
4. Do not place magnetic cards, magnetic strip media and precision machinery too close to the product.

FCC Statement:

This device complies with part 15 of the FCC Rules. Operation is subject to the following two conditions: (1) This device may not cause harmful interference, and (2) this device must accept any interference received, including interference that may cause undesired operation.
Any changes or modifications not expressly approved by the party responsible for compliance could void the user's authority to operate the equipment.
NOTE: This equipment has been tested and found to comply with the limits for a Class B digital device, pursuant to Part 15 of the FCC Rules. These limits are designed to provide reasonable protection against harmful interference in a residential installation. This equipment generates, uses and can radiate radio frequency energy and, if not installed and used in accordance with the instructions, may cause harmful interference to radio communications. However, there is no guarantee that interference will not occur in a particular installation.
If this equipment does cause harmful interference to radio or television reception,
which can be determined by turning the equipment off and on, the user is encouraged to try to correct the interference by one or more of the following measures:
-- Reorient or relocate the receiving antenna.
-- Increase the separation between the equipment and receiver.
-- Connect the equipment into an outlet on a circuit different from that to which the receiver is connected.
-- Consult the dealer or an experienced radio/TV technician for help.
FCC Radiation Exposure Statement
This equipment complies with FCC radiation exposure limits set forth for an uncontrolled environment. This equipment should be installed and operated with a minimum distance of 20 cm between the radiator and your body.