WHAT'S INSIDE

Wireless Bottle, Micro USB cable, User Manual

Made in China

CLEANING

- To clean the bottle, twist to separate the speaker lid from the bottle.
- Hand wash the bottle separately. To avoid damage to the speaker, use a non abrasive cleaner.
- To clean the speaker, please use fabric to wipe it and do not submerge under water.

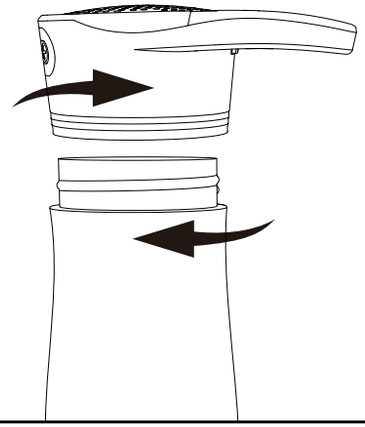

How to connect Wireless speaker to your device

1. Turn on Bluetooth on your device.
2. Long press the power button to turn on the speaker.
3. Select the bluetooth device name "Sound", when device is pairing, if there is a password requested, type "0000".
4. Start playing music on your device, make sure to keep the device within 10m range of your Wireless speaker.
5. Speaker will disconnect or stop playing music if no action within 1 minute. Speaker will turn off automatically.
6. The Wireless speaker can be used during charging.

UrbanEco

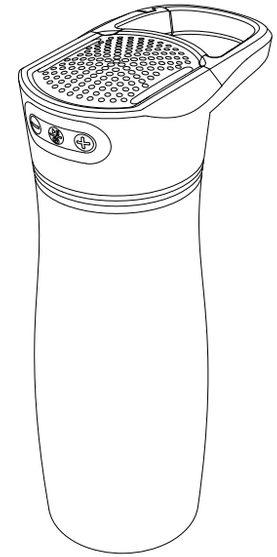

WIRELESS SPEAKER WATER BOTTLE

USER MANUAL

WARNING

- Please read all the instructions carefully before initial use.
- Do not submerge speaker lid under water.
- Charge speaker with provide power cable.
- Charge speaker completely before initial use.
- Do not disassemble item.
- Never throw item into fire, and stay away from fire.
- Never expose item to high temperature changes Hot/Cold, humidity or liquids.
- Keep away from children.This is not a toy.
- Do not use if items or parts are damaged.
- Store in a clean and dry space.
- Always leave sufficient space around the item.
- The battery must be recharged every 3-6 mouths to avoid discharging(every battery self-discharges slowly) and damage of battery.
- Use Product with original accessories only.

INSTRUCTION

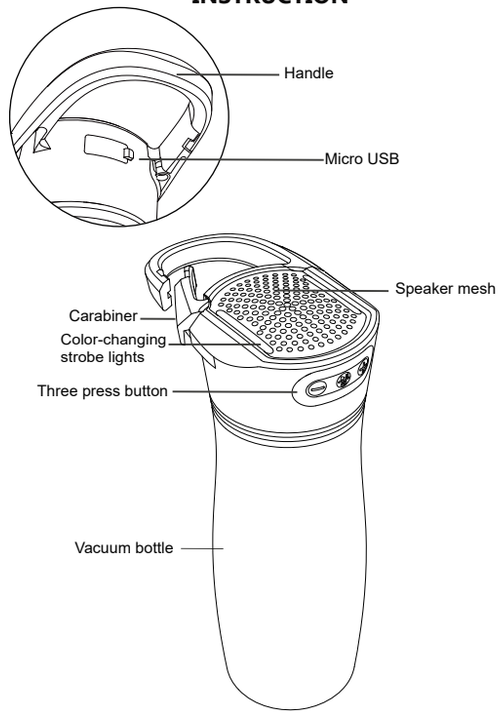

FEATURES

- Wireless speaker that you can connect your audio device.
- Compatible with iOS, Android, Phones, Tablets and others.
- 18 oz, double wall vacuum insulated stainless steel, leak-proof wide mouth, keep hot water for 12 hours/ cold water for 24 hours, the bottle is made of 304 food-grade stainless steel.
- IP65 water resistant.
- BPA free.
- Color-changing strobe lights on lid.
- Up to 4 hours battery life (on normal volume).
- Micro-USB port for easy charging, USB cord included.

SPECIFICATION

Product name: Wireless Speaker Bottle
Function: Wireless speaker with vacuum bottle
Capacity: 530ml, 18oz
Material: Food Grade ABS(lid) with vacuum 304 stainless steel (body).
Control: Press Button
Charging: Micro USB
Speaker: 3W, 4Ω
SNR: 90±3dB
Wireless version: 5.0
Battery: Rechargeable 400mAh
Charging voltage: DC5V

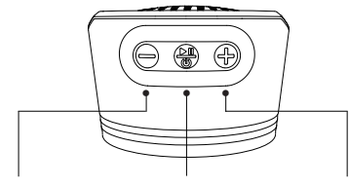

Long press: Last song	**Long press:** Power on/off	**Long press:** Next song
Short press: VOL down	**Short press:** Play/Pause Answer/Hang up Phone call	**Short press:** VOL up

FCC Caution:

This device complies with part 15 of the FCC Rules. Operation is subject to the following two conditions: (1) This device may not cause harmful interference, and (2) this device must accept any interference received, including interference that may cause undesired operation.

Any Changes or modifications not expressly approved by the party responsible for compliance could void the user's authority to operate the equipment.

Note: This equipment has been tested and found to comply with the limits for a Class B digital device, pursuant to part 15 of the FCC Rules. These limits are designed to provide reasonable protection against harmful interference in a residential installation. This equipment generates uses and can radiate radio frequency energy and, if not installed and used in accordance with the instructions, may cause harmful interference to radio communications. However, there is no guarantee that interference will not occur in a particular installation. If this equipment does cause harmful interference to radio or television reception, which can be determined by turning the equipment off and on, the user is encouraged to try to correct the interference by one or more of the following measures:

-Reorient or relocate the receiving antenna.

-Increase the separation between the equipment and receiver.

-Connect the equipment into an outlet on a circuit different from that to which the receiver is connected.

-Consult the dealer or an experienced radio/TV technician for help.

The device has been evaluated to meet general RF exposure requirement. The device can be used in portable exposure condition without restriction.