NR n77_100M_DFT-s-OFDM QPSK Spectrum Plot			
Edge 1RB Left		Edge 1RB Right	
Channel	650000	Channel	662000
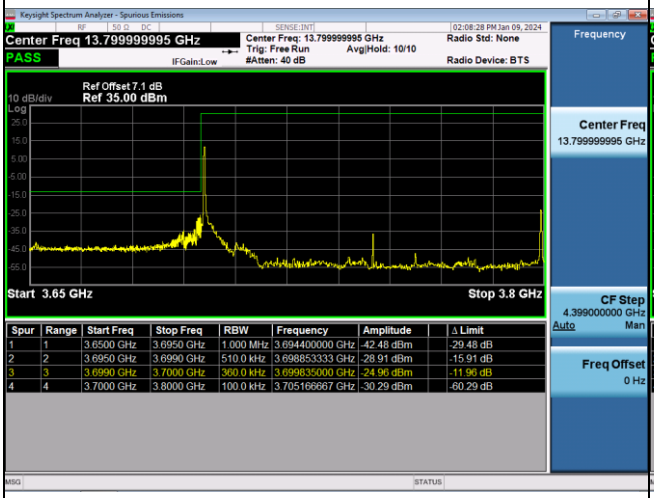		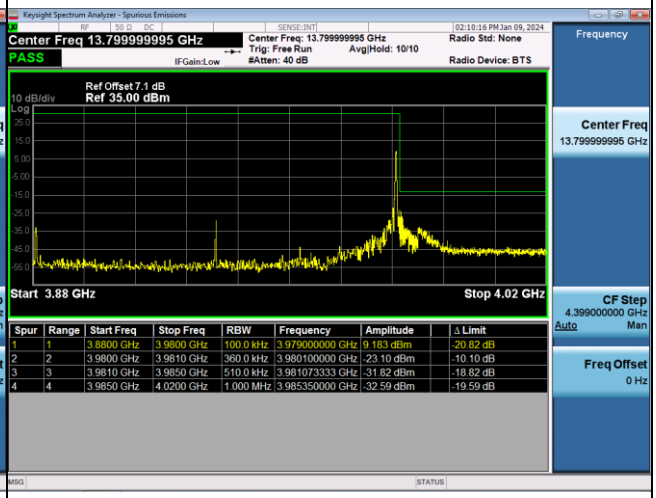	
Outer Full			
Channel	650000	Channel	662000
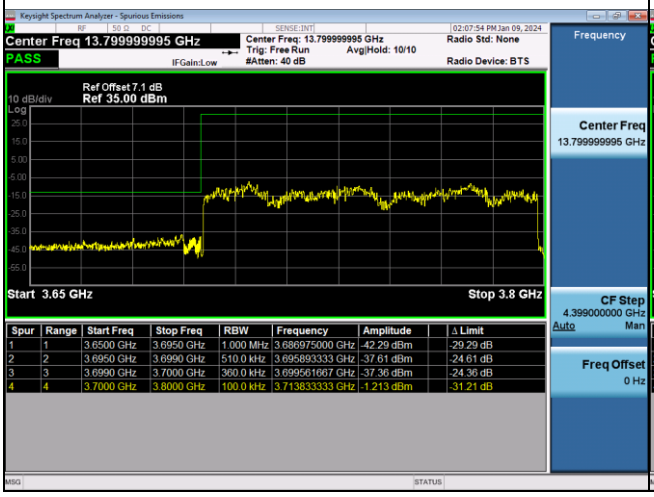		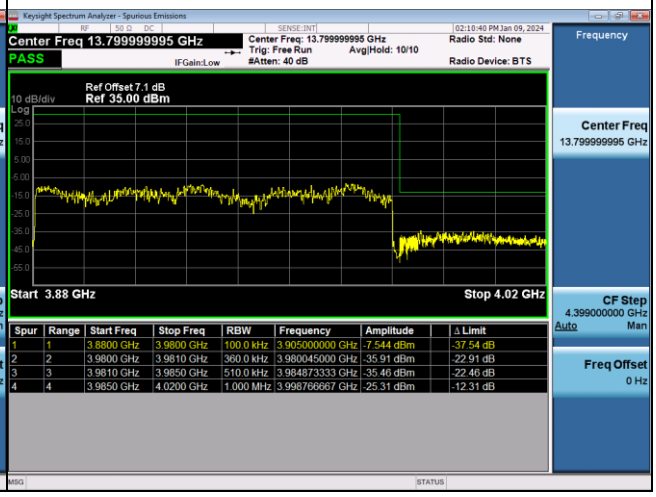	

APPENDIX H - PEAK TO AVERAGE RATIO

NR n77_10MHz							
Channel	Frequency (MHz)	Peak To Average Ratio (dB)				Max. Limit (dB)	Result
		DFT-s-OFDM PI/2 BPSK		DFT-s-OFDM QPSK			
		Edge 1RB Left	Outer Full	Edge 1RB Left	Outer Full		
647000	3705	4.19	4.20	5.33	5.41	13	Pass
656000	3840	4.13	4.12	5.27	5.24	13	Pass
665000	3975	4.18	3.98	5.17	5.09	13	Pass

DFT-s-OFDM PI/2 BPSK Spectrum Plot			
RB	Channel		
	647000	656000	665000
Edge 1RB Left	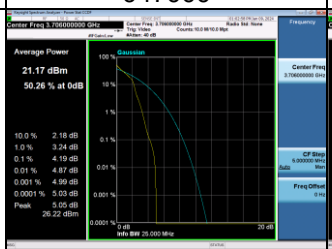	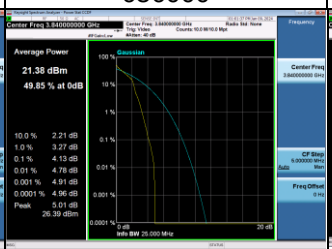	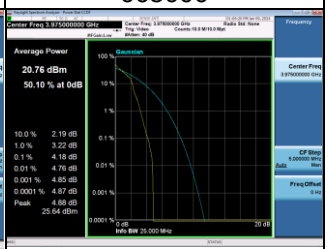
Outer Full	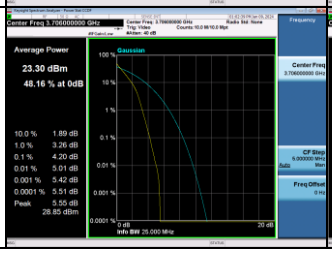	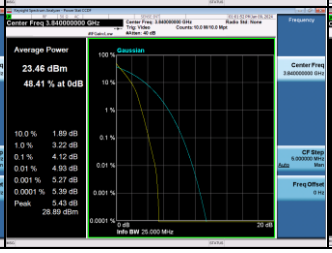	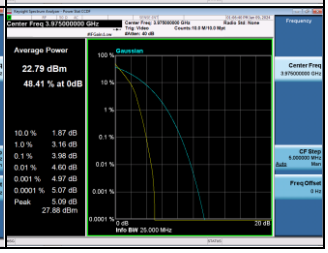

DFT-s-OFDM QPSK Spectrum Plot			
RB	Channel		
	647000	656000	665000
Edge 1RB Left	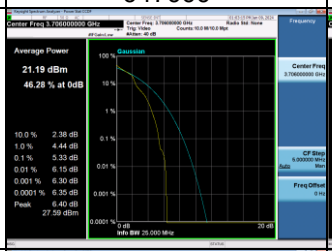	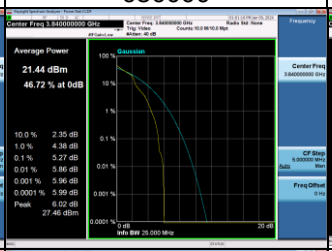	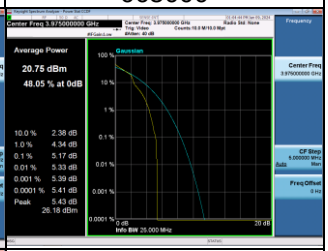
Outer Full	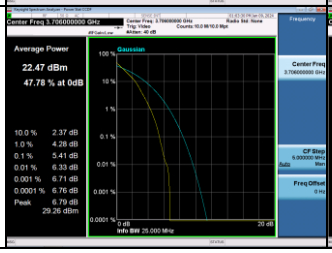	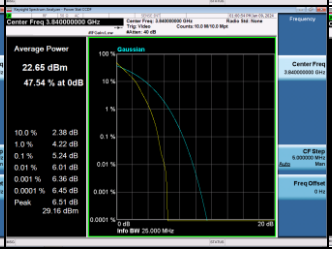	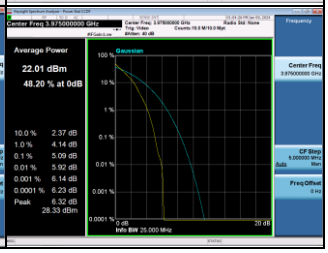

APPENDIX I - FREQUENCY STABILITY

Test Mode	NR n77_10MHz

Temperature (°C)	Lowest channel Frequency error(MHz)	Highest channel Frequency error(MHz)	Reference point:-13dBm		Frequency calculation value (MHz) Limit:The resulting frequencies must remain within the band		Verdict	worst ppm
			f_L (MHz)	f_H (MHz)	Lowest channel limit:3700MHz	Highest channel limit:3980MHz		Record only
50	0.0000011	0.0000092	3700.524900	3979.445100	3700.524899	3979.445109	Pass	0.0023
40	0.0000033	0.0000125			3700.524897	3979.445113	Pass	0.0031
30	-0.000002	0.0000051			3700.524902	3979.445105	Pass	0.0013
20	0.0000006	0.0000056			3700.524899	3979.445106	Pass	0.0014
10	0.0000038	0.0000057			3700.524896	3979.445106	Pass	0.0014
0	0.0000051	-0.0000016			3700.524895	3979.445098	Pass	0.0014
−10	0.0000036	0.0000028			3700.524896	3979.445103	Pass	0.0010
−20	0.0000009	0.000005			3700.524899	3979.445105	Pass	0.0013
−30	-0.0000006	0.0000022			3700.524901	3979.445102	Pass	0.0006
85% of nominal voltage	0.0000032	0.000006			3700.524897	3979.445106	Pass	0.0015
115% of nominal voltage	-0.0000006	-0.0000001			3700.524901	3979.445100	Pass	-0.0002
Nominal voltage	0.0000036	0.0000029			3700.524896	3979.445103	Pass	0.0010

Note: Nominal voltage= 12V, Maximum voltage= 13.8V, Minimum voltage= 10.2V.

End of Test Report