n40 2437MHz Ant1 Ref

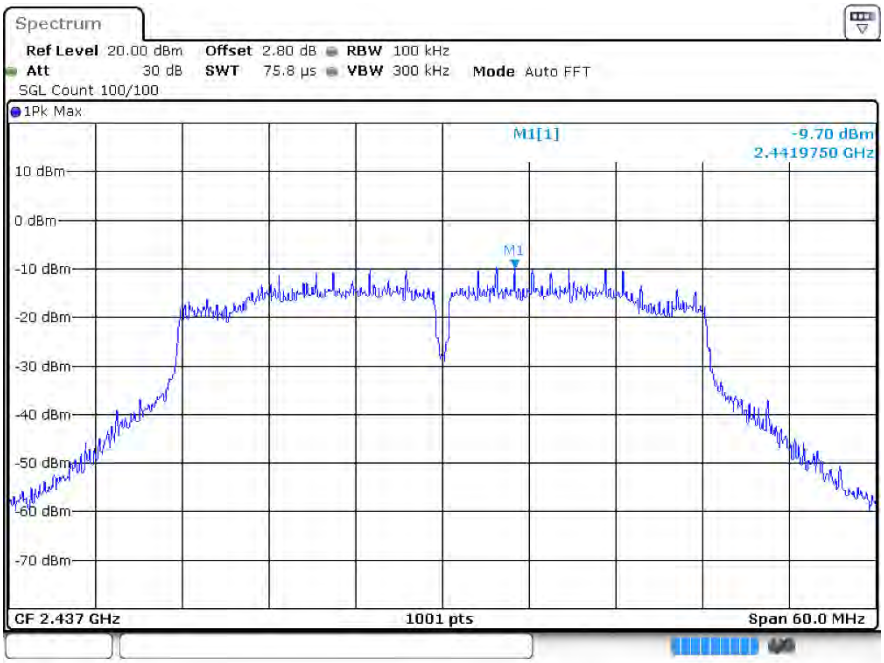


n40 2437MHz Ant1 Emission

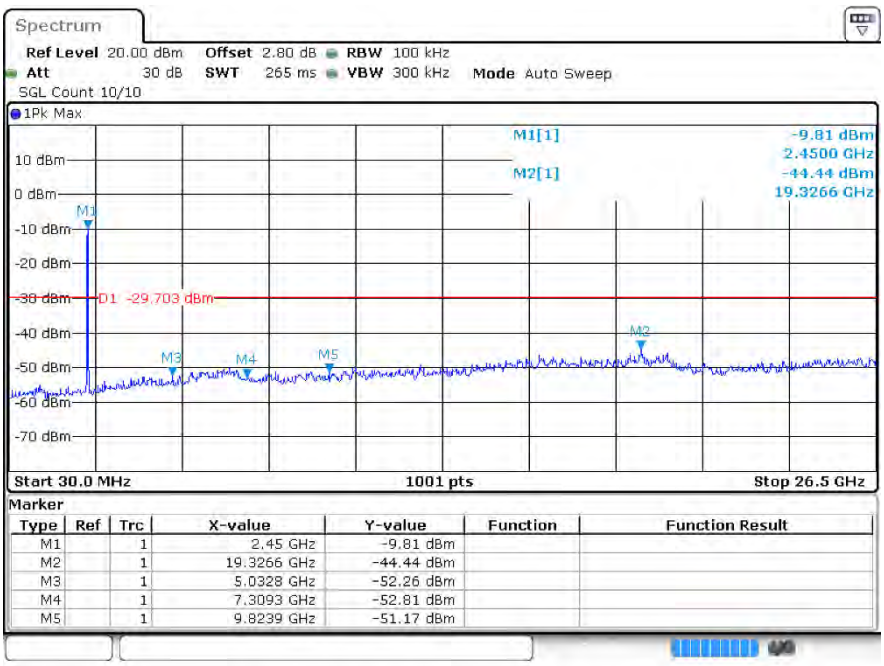


Marker

| Type | Ref | Trc | X-value | Y-value | Function | Function Result |
|---|---|---|---|---|---|---|
| M1 | | 1 | 2.45 GHz | -9.81 dBm | | |
| M2 | | 1 | 19.3266 GHz | -44.44 dBm | | |
| M3 | | 1 | 5.0328 GHz | -52.26 dBm | | |
| M4 | | 1 | 7.3093 GHz | -52.81 dBm | | |
| M5 | | 1 | 9.8239 GHz | -51.17 dBm | | |

n40 2452MHz Ant1 Ref

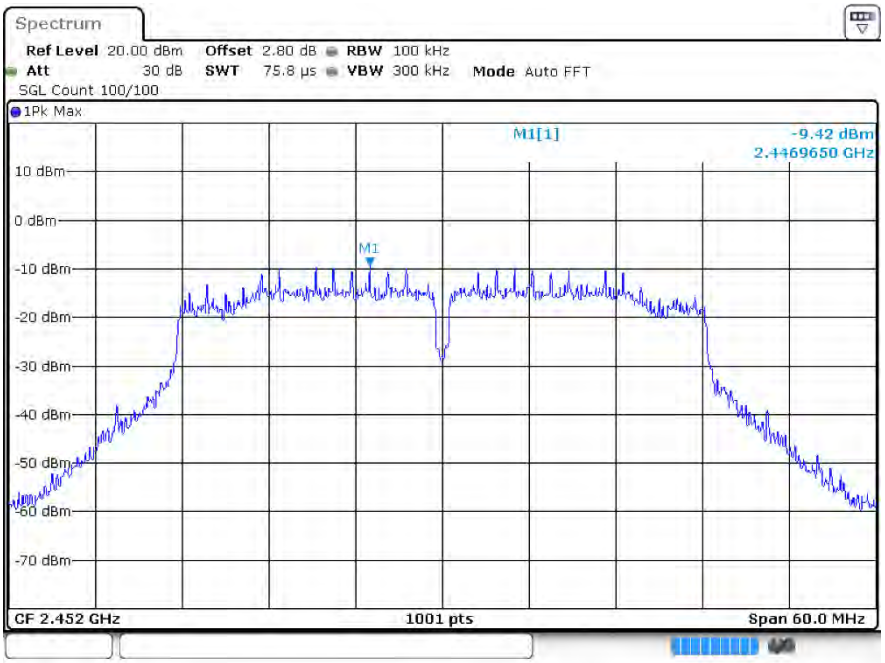


n40 2452MHz Ant1 Emission

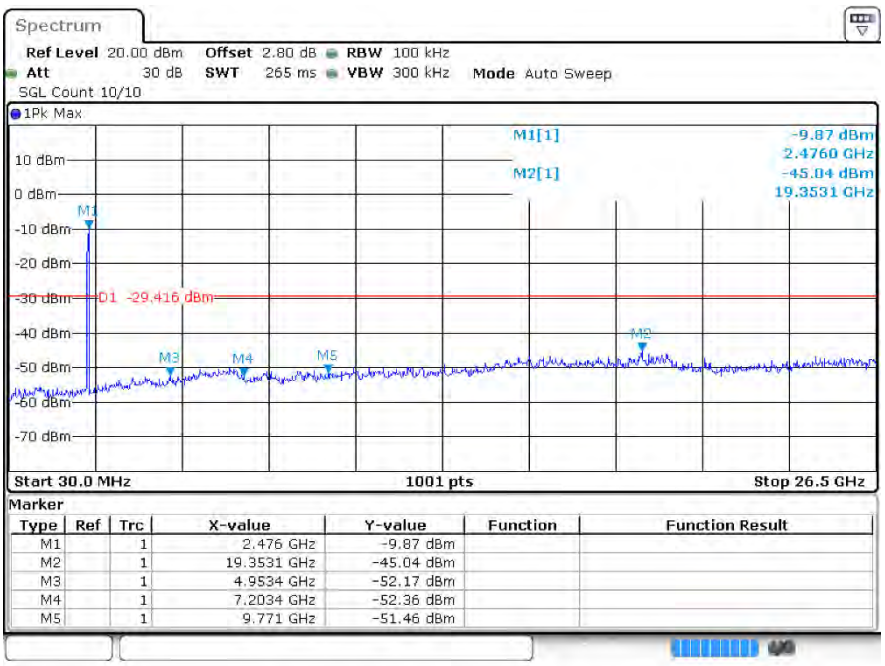


Marker

| Type | Ref | Trc | X-value | Y-value | Function | Function Result |
|---|---|---|---|---|---|---|
| M1 | | 1 | 2.476 GHz | -9.87 dBm | | |
| M2 | | 1 | 19.3531 GHz | -45.04 dBm | | |
| M3 | | 1 | 4.9534 GHz | -52.17 dBm | | |
| M4 | | 1 | 7.2034 GHz | -52.36 dBm | | |
| M5 | | 1 | 9.771 GHz | -51.46 dBm | | |

b 2412MHz Ant2 Ref

b 2412MHz Ant2 Emission

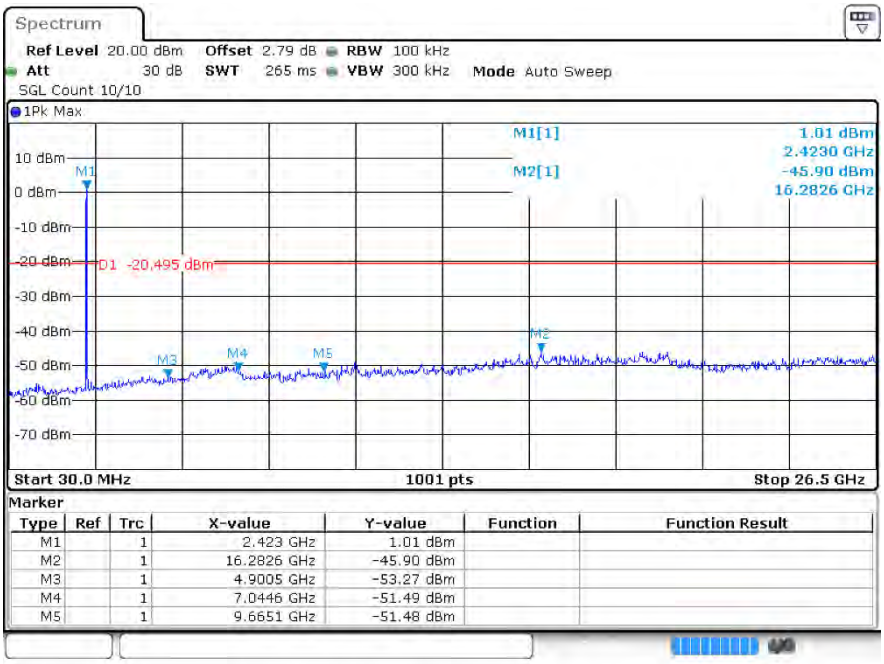


Marker

| Type | Ref | Trc | X-value | Y-value | Function | Function Result |
|---|---|---|---|---|---|---|
| M1 | | 1 | 2.423 GHz | 1.01 dBm | | |
| M2 | | 1 | 16.2826 GHz | -45.90 dBm | | |
| M3 | | 1 | 4.9005 GHz | -53.27 dBm | | |
| M4 | | 1 | 7.0446 GHz | -51.49 dBm | | |
| M5 | | 1 | 9.6651 GHz | -51.48 dBm | | |

b 2437MHz Ant2 Ref

b 2437MHz Ant2 Emission

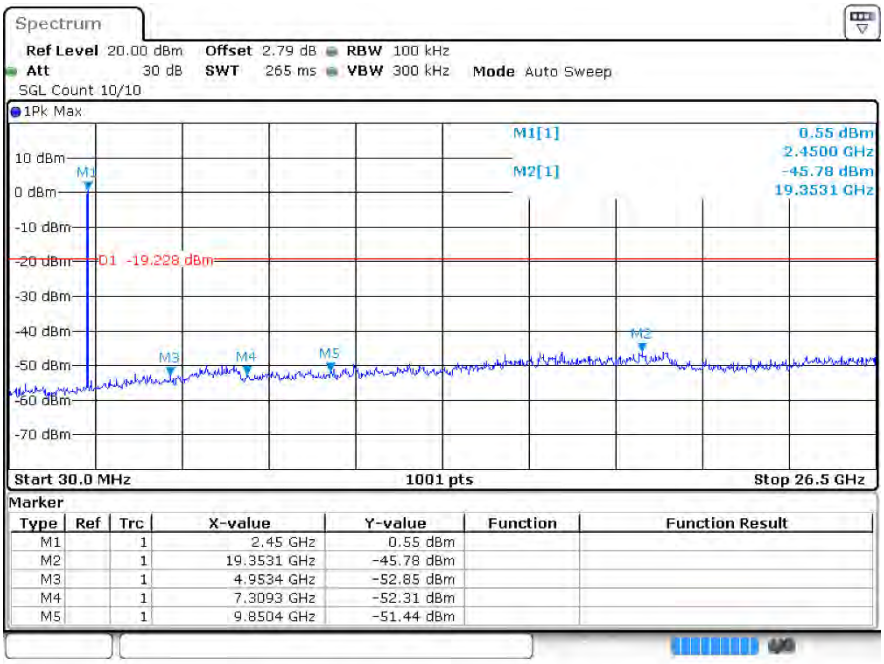

b 2462MHz Ant2 Ref

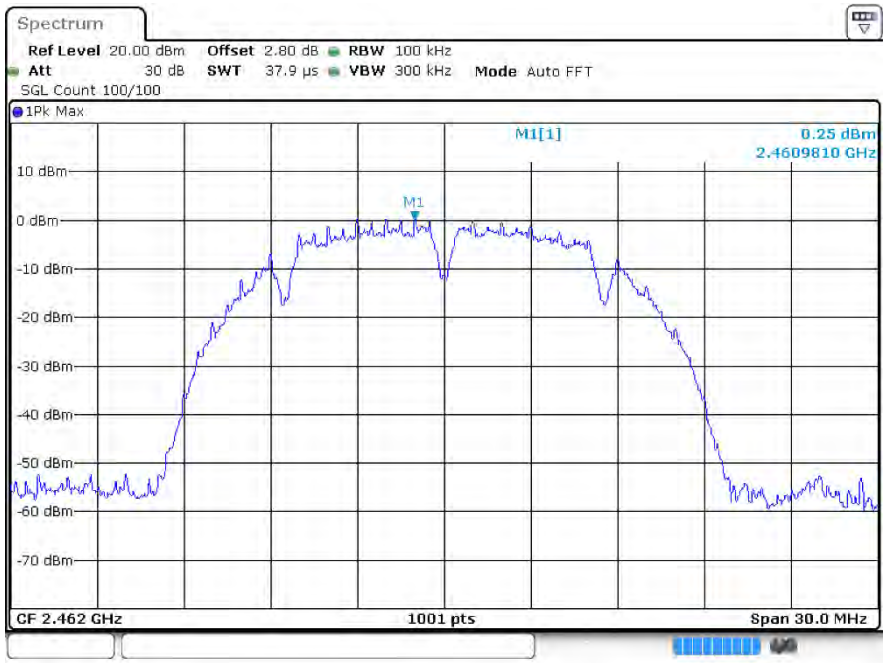


b 2462MHz Ant2 Emission

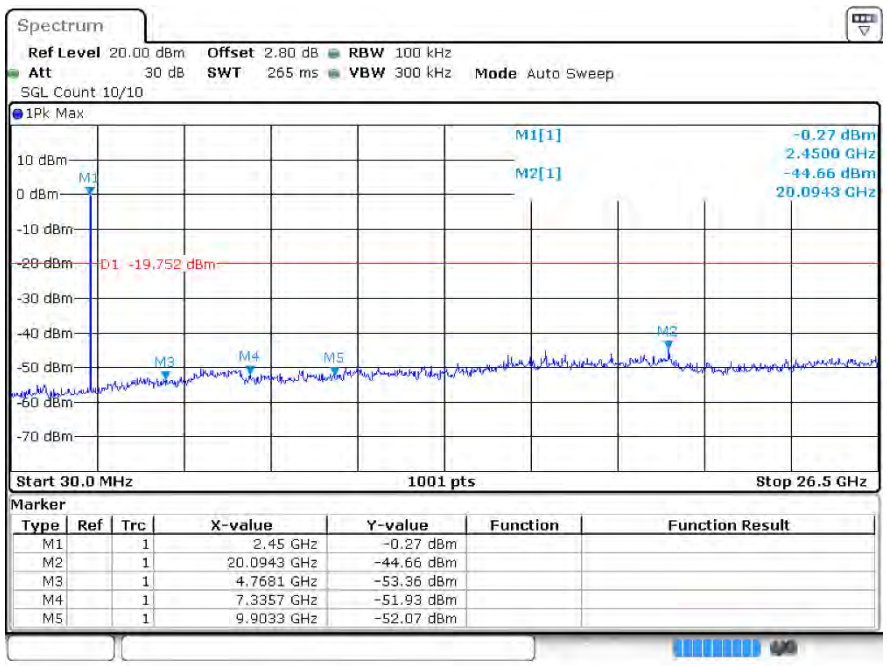

g 2412MHz Ant2 Ref

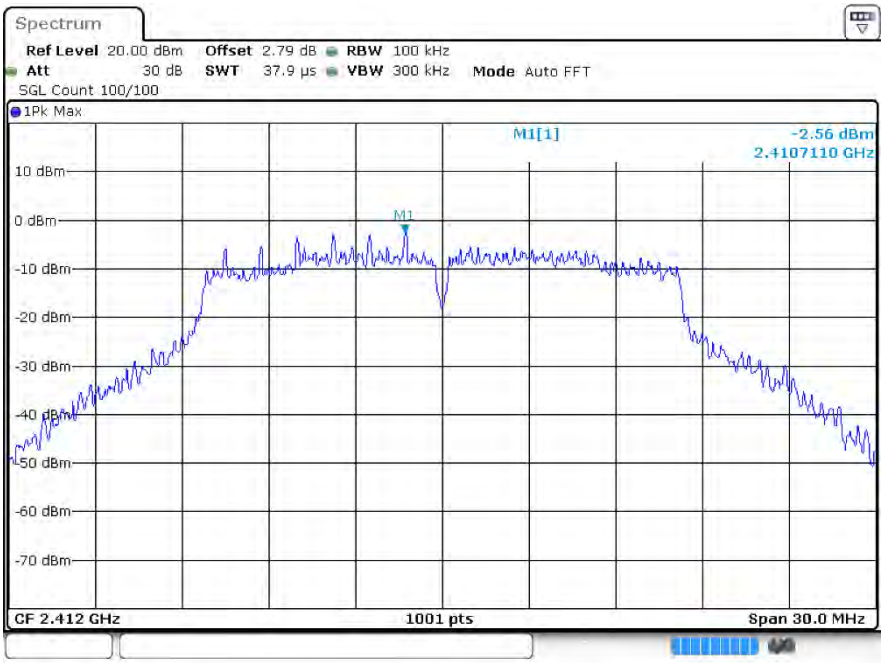


g 2412MHz Ant2 Emission

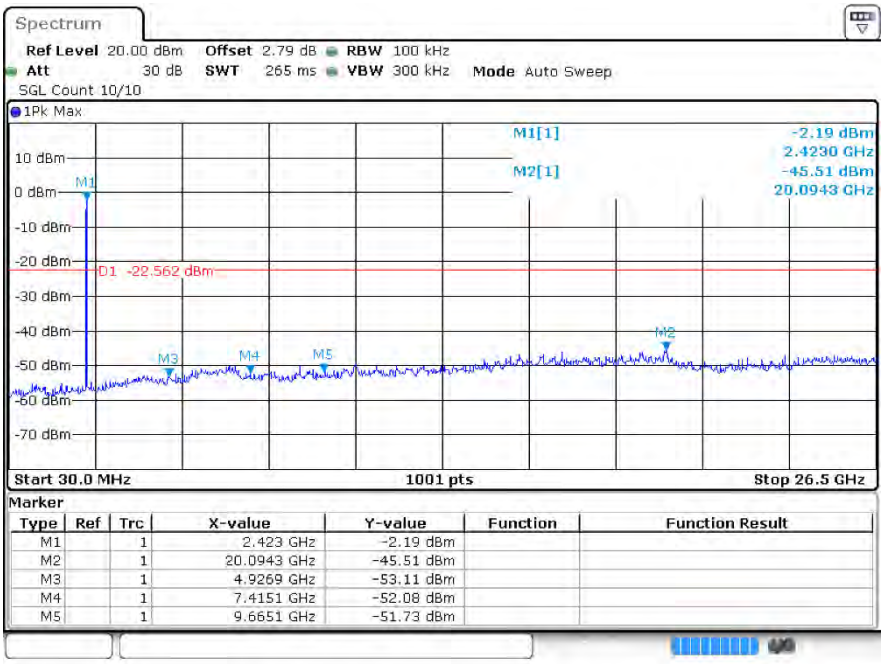


| Type | Ref | Trc | X-value | Y-value | Function | Function Result |
|---|---|---|---|---|---|---|
| M1 | | 1 | 2.423 GHz | -2.19 dBm | | |
| M2 | | 1 | 20.0943 GHz | -45.51 dBm | | |
| M3 | | 1 | 4.9269 GHz | -53.11 dBm | | |
| M4 | | 1 | 7.4151 GHz | -52.08 dBm | | |
| M5 | | 1 | 9.6651 GHz | -51.73 dBm | | |

g 2437MHz Ant2 Ref

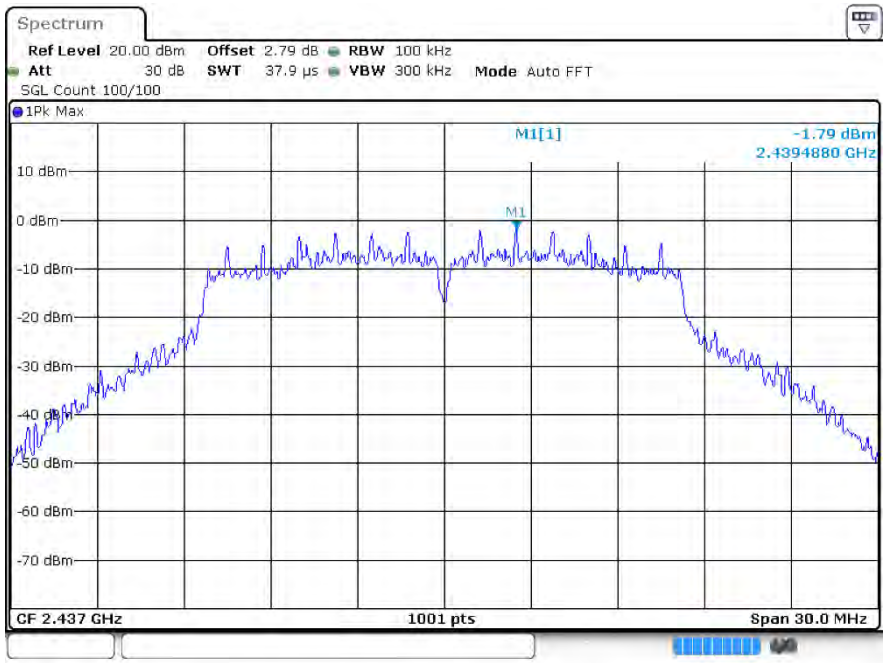


g 2437MHz Ant2 Emission

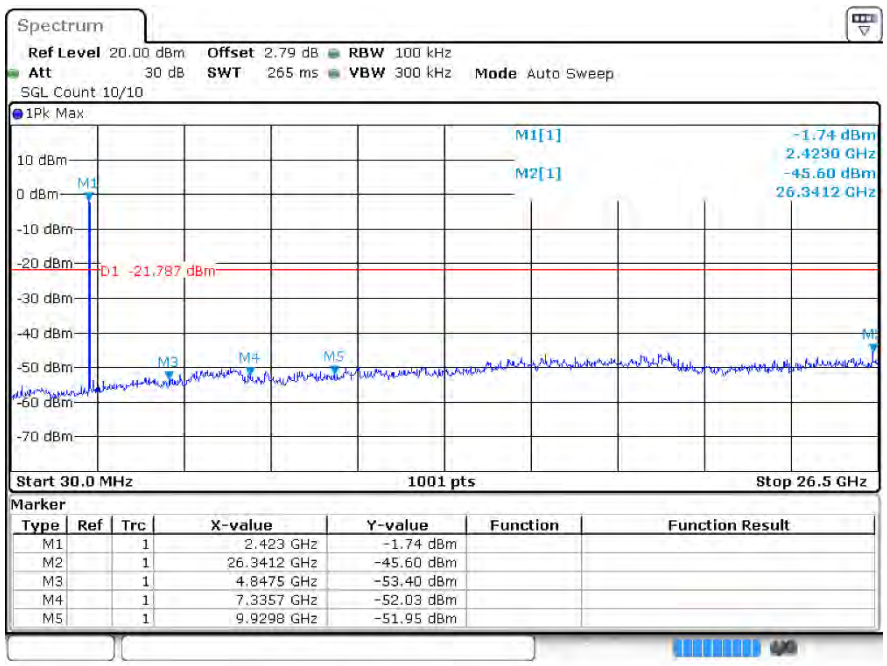


Marker

| Type | Ref | Trc | X-value | Y-value | Function | Function Result |
|---|---|---|---|---|---|---|
| M1 | | 1 | 2.423 GHz | -1.74 dBm | | |
| M2 | | 1 | 26.3412 GHz | -45.60 dBm | | |
| M3 | | 1 | 4.8475 GHz | -53.40 dBm | | |
| M4 | | 1 | 7.3357 GHz | -52.03 dBm | | |
| M5 | | 1 | 9.9298 GHz | -51.95 dBm | | |

g 2462MHz Ant2 Ref

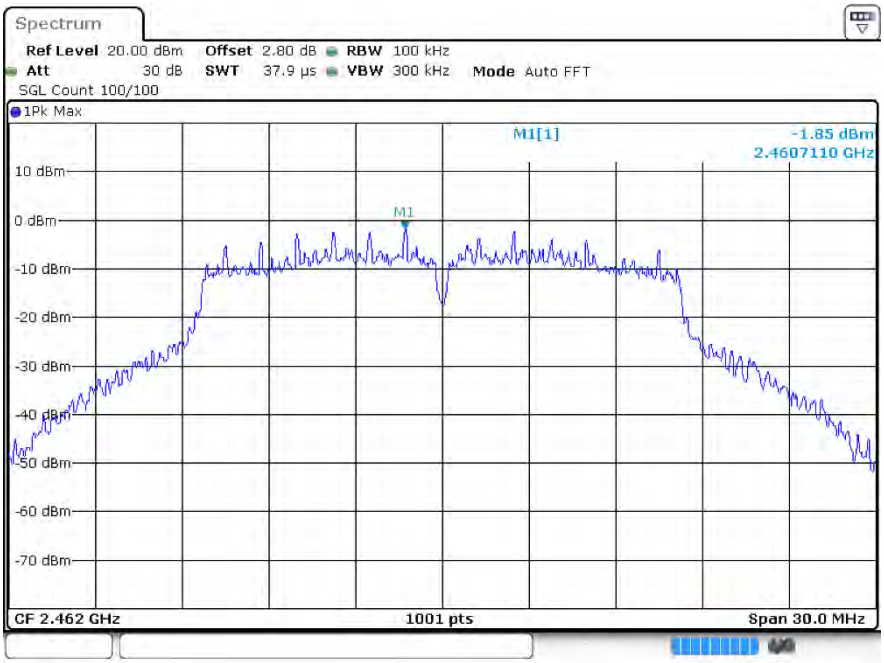


g 2462MHz Ant2 Emission

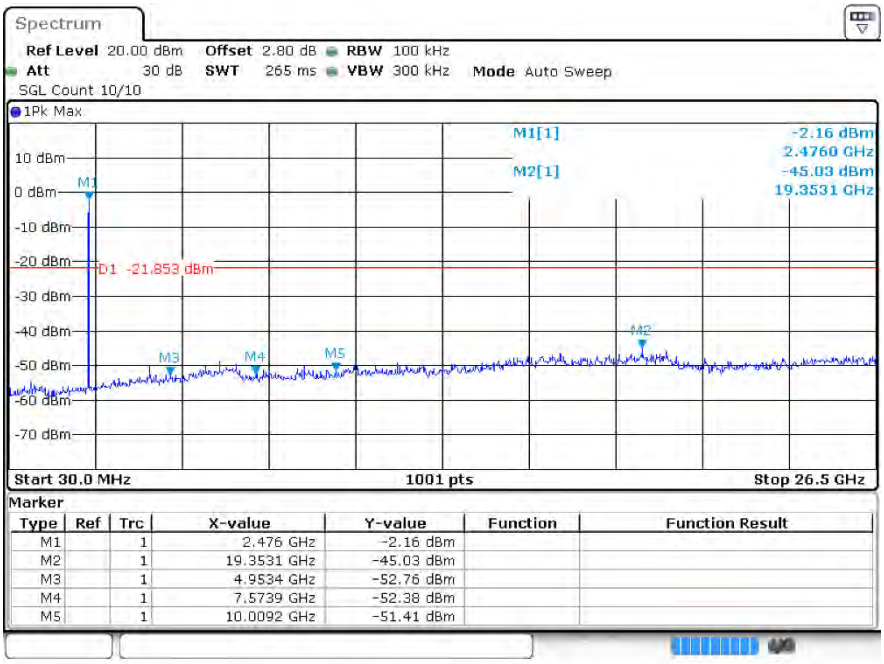

n20 2412MHz Ant2 Ref

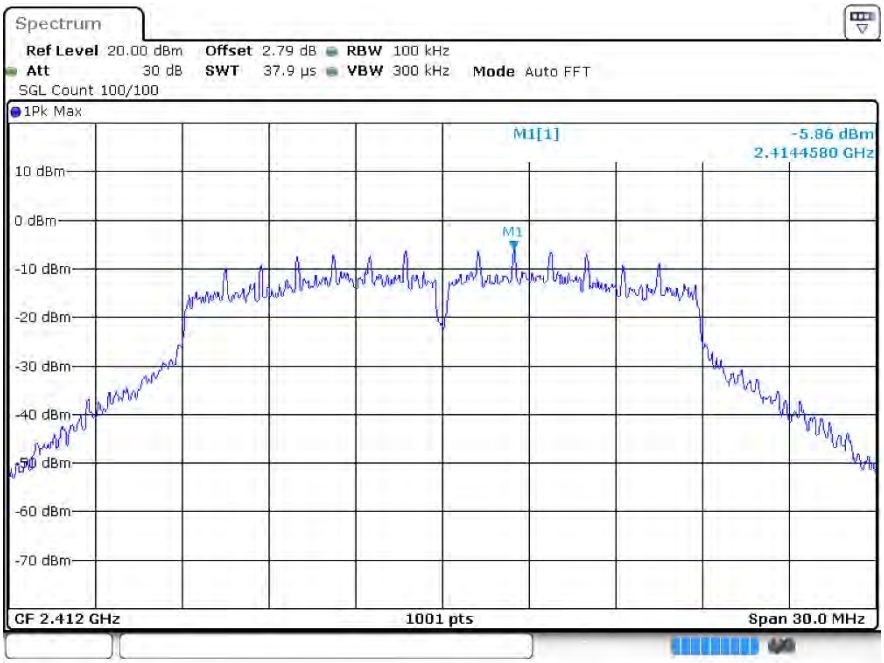


n20 2412MHz Ant2 Emission

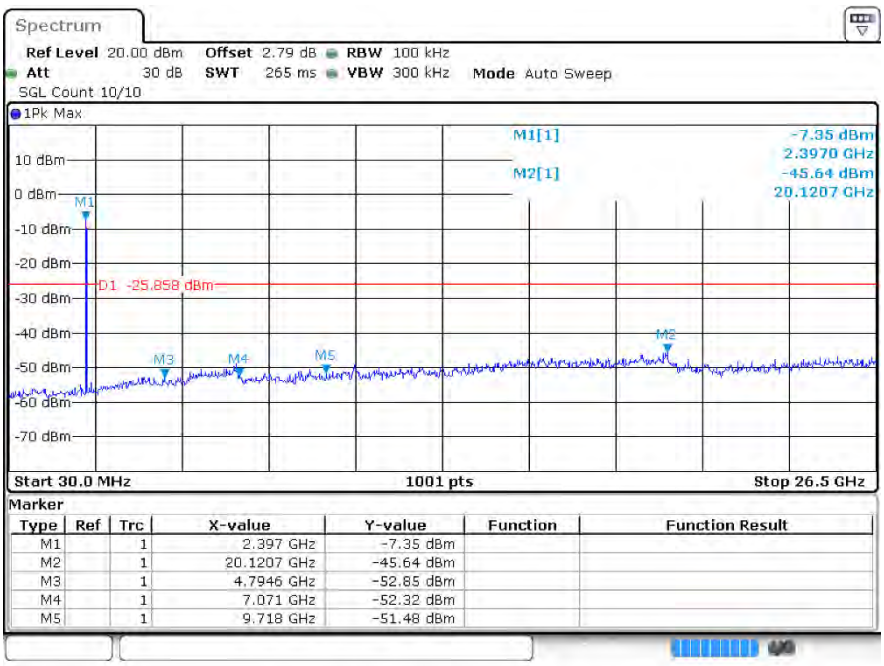

n20 2437MHz Ant2 Ref

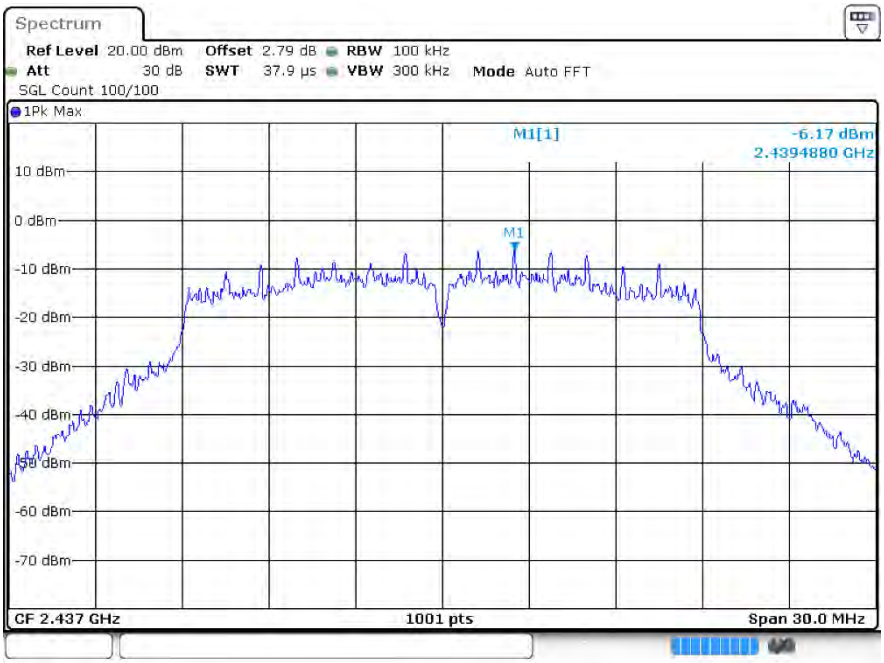


n20 2437MHz Ant2 Emission

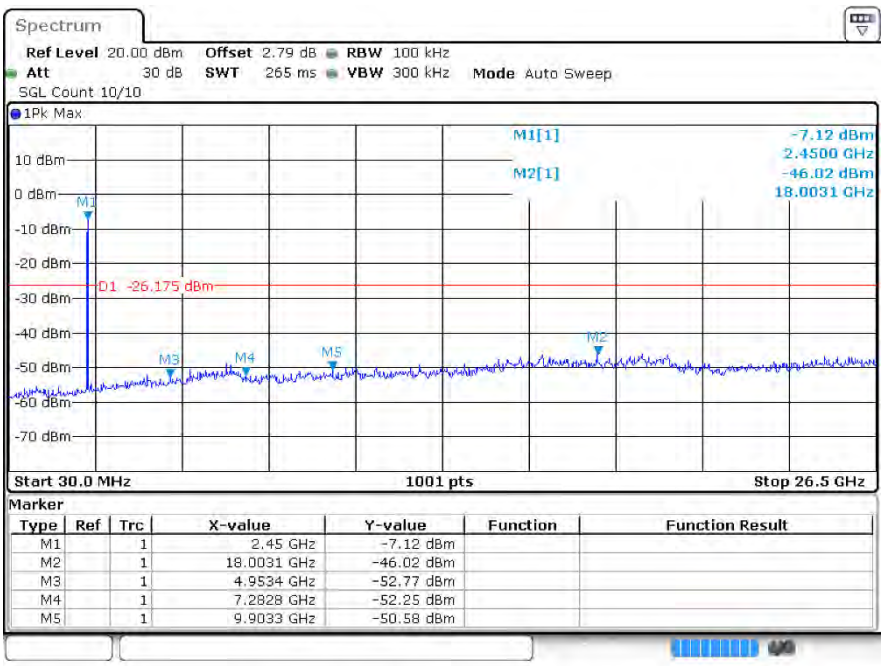


Marker

| Type | Ref | Trc | X-value | Y-value | Function | Function Result |
|---|---|---|---|---|---|---|
| M1 | | 1 | 2.45 GHz | -7.12 dBm | | |
| M2 | | 1 | 18.0031 GHz | -46.02 dBm | | |
| M3 | | 1 | 4.9534 GHz | -52.77 dBm | | |
| M4 | | 1 | 7.2828 GHz | -52.25 dBm | | |
| M5 | | 1 | 9.9033 GHz | -50.58 dBm | | |

n20 2462MHz Ant2 Ref

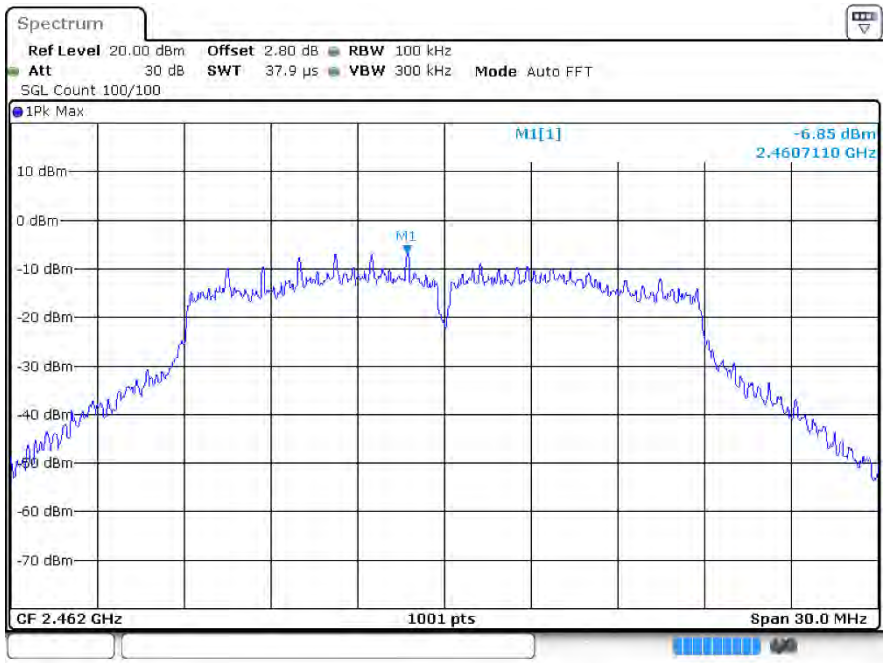


n20 2462MHz Ant2 Emission

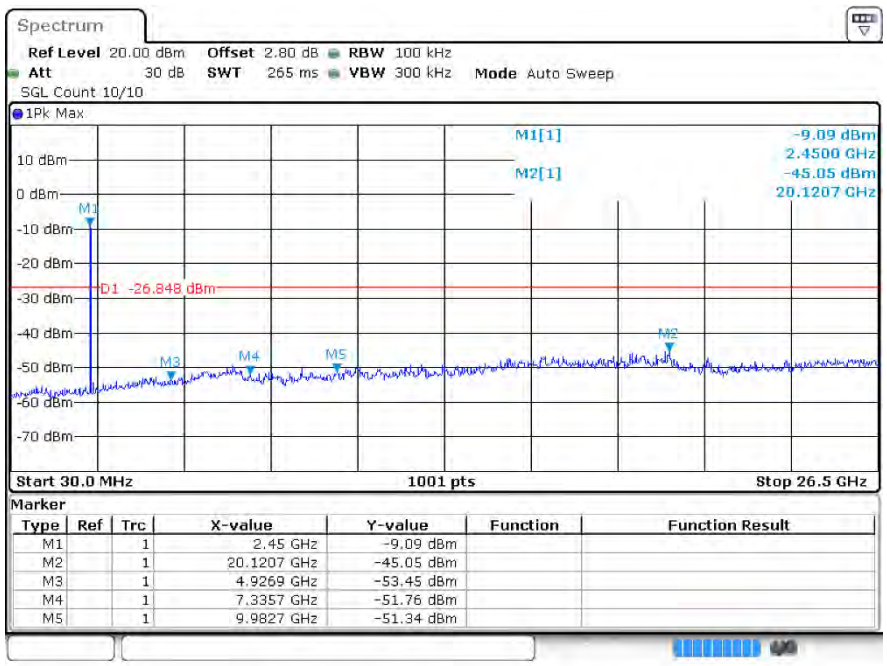


Marker

| Type | Ref | Trc | X-value | Y-value | Function | Function Result |
|---|---|---|---|---|---|---|
| M1 | | 1 | 2.45 GHz | -9.09 dBm | | |
| M2 | | 1 | 20.1207 GHz | -45.05 dBm | | |
| M3 | | 1 | 4.9269 GHz | -53.45 dBm | | |
| M4 | | 1 | 7.3357 GHz | -51.76 dBm | | |
| M5 | | 1 | 9.9827 GHz | -51.34 dBm | | |

n40 2422MHz Ant2 Ref

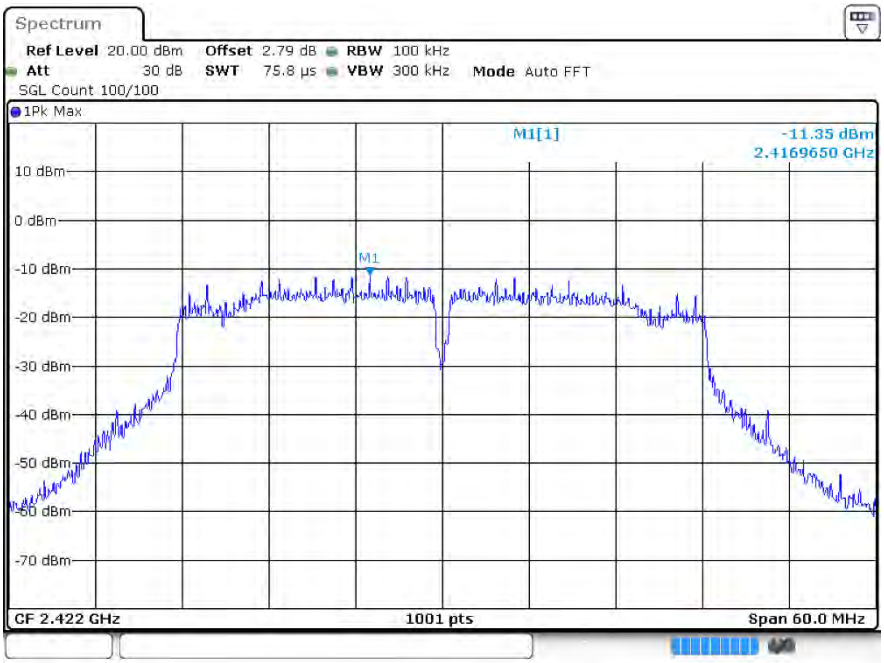


n40 2422MHz Ant2 Emission

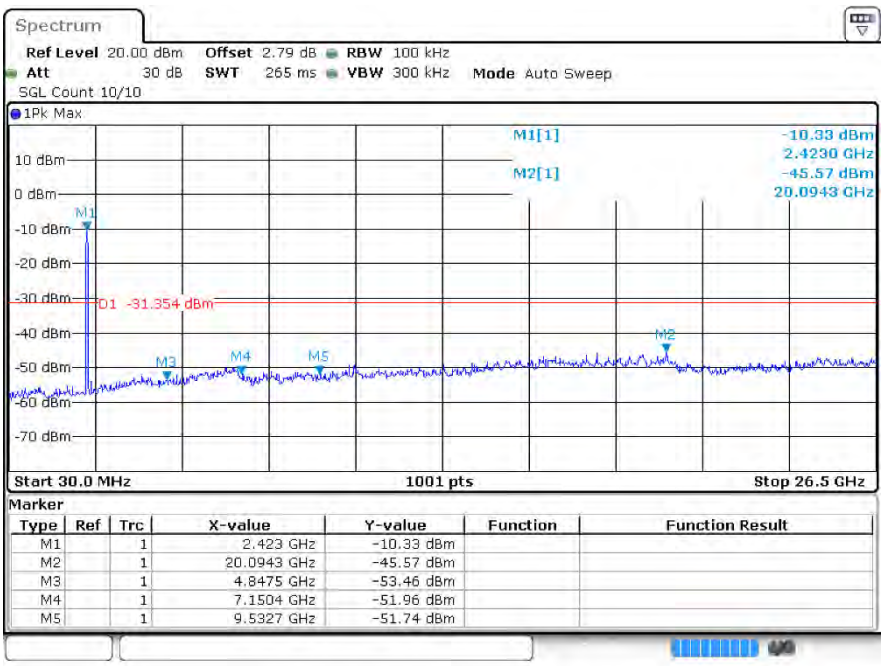


Marker

| Type | Ref | Trc | X-value | Y-value | Function | Function Result |
|---|---|---|---|---|---|---|
| M1 | | 1 | 2.423 GHz | -10.33 dBm | | |
| M2 | | 1 | 20.0943 GHz | -45.57 dBm | | |
| M3 | | 1 | 4.8475 GHz | -53.46 dBm | | |
| M4 | | 1 | 7.1504 GHz | -51.96 dBm | | |
| M5 | | 1 | 9.5327 GHz | -51.74 dBm | | |

n40 2437MHz Ant2 Ref

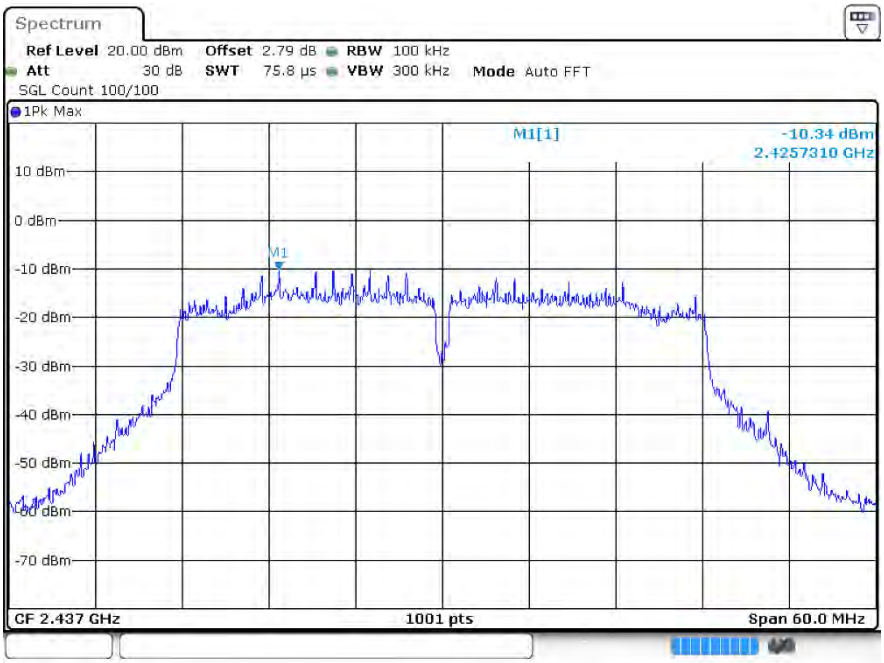


n40 2437MHz Ant2 Emission

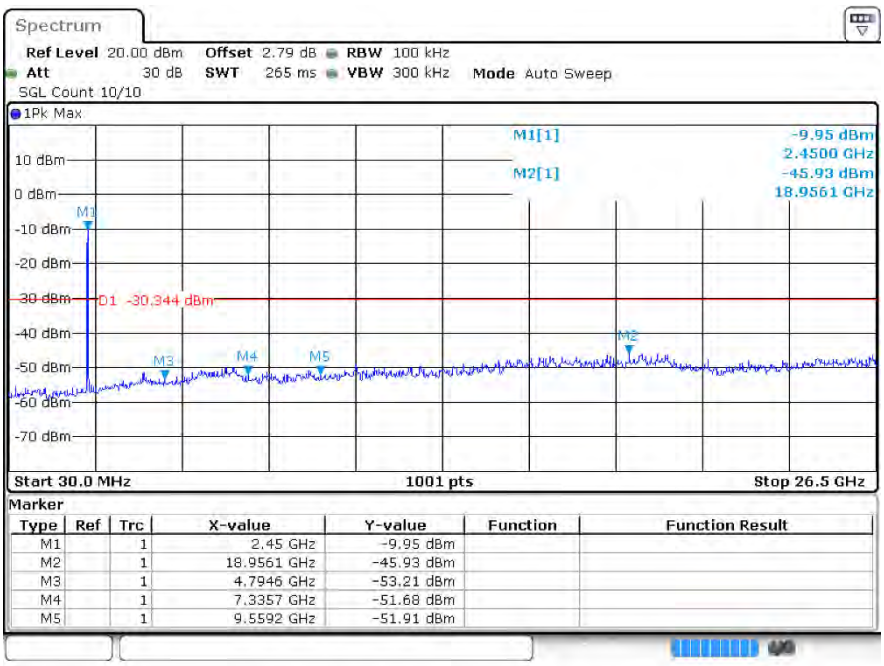


Marker

| Type | Ref | Trc | X-value | Y-value | Function | Function Result |
|---|---|---|---|---|---|---|
| M1 | | 1 | 2.45 GHz | -9.95 dBm | | |
| M2 | | 1 | 18.9561 GHz | -45.93 dBm | | |
| M3 | | 1 | 4.7946 GHz | -53.21 dBm | | |
| M4 | | 1 | 7.3357 GHz | -51.68 dBm | | |
| M5 | | 1 | 9.5592 GHz | -51.91 dBm | | |

n40 2452MHz Ant2 Ref

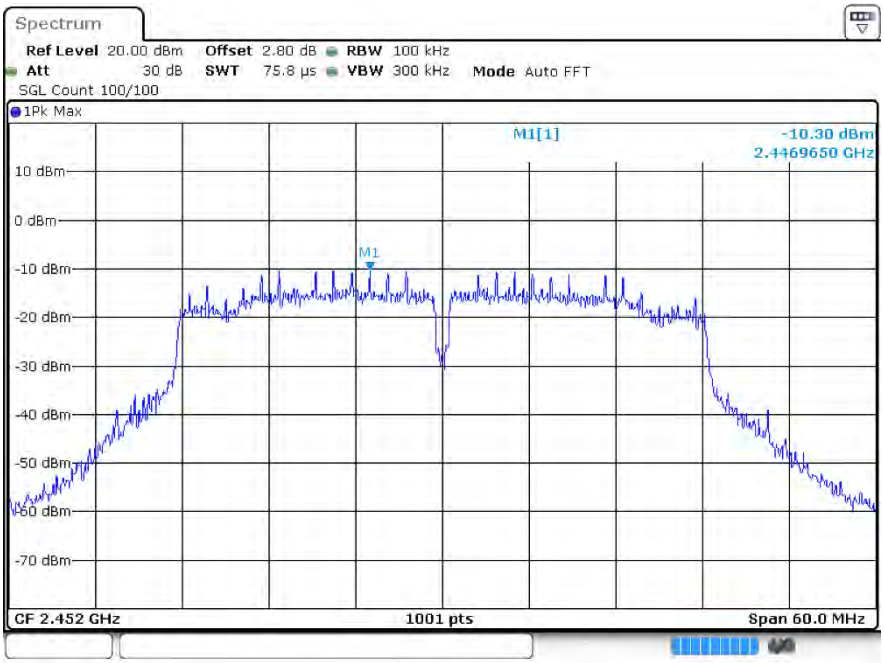


n40 2452MHz Ant2 Emission

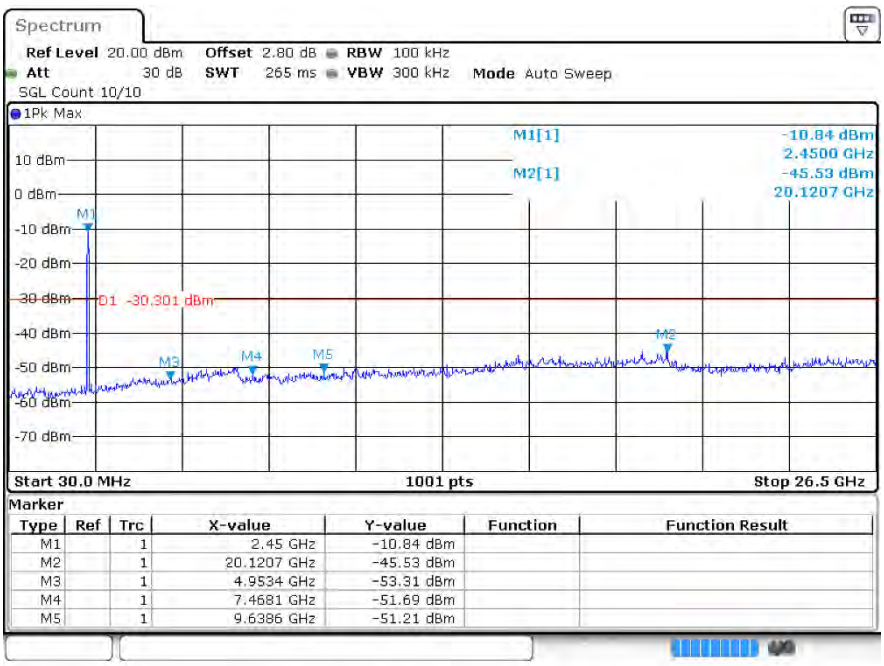


Marker

| Type | Ref | Trc | X-value | Y-value | Function | Function Result |
|---|---|---|---|---|---|---|
| M1 | | 1 | 2.45 GHz | -10.84 dBm | | |
| M2 | | 1 | 20.1207 GHz | -45.53 dBm | | |
| M3 | | 1 | 4.9534 GHz | -53.31 dBm | | |
| M4 | | 1 | 7.4681 GHz | -51.69 dBm | | |
| M5 | | 1 | 9.6386 GHz | -51.21 dBm | | |

# 7 Restrict Band

## 7.1 Test Result

| Mode | Frequency (MHz) | Antenna | Spur Freq (MHz) | Power (dBm) | Gain (dBi) | E (dBuV/m) | Detector | Limit (dBuV/m) | Verdict |
|---|---|---|---|---|---|---|---|---|---|
| b | 2412 | Ant1 | 2310 | -47.49 | 4.5 | 52.24 | Peak | 74 | Pass |
| b | 2412 | Ant1 | 2310 | -56.78 | 4.5 | 42.95 | Average | 54 | Pass |
| b | 2412 | Ant1 | 2386.635 | -41.69 | 4.5 | 58.04 | Peak | 74 | Pass |
| b | 2412 | Ant1 | 2385.348 | -53.33 | 4.5 | 46.4 | Average | 54 | Pass |
| b | 2412 | Ant1 | 2390 | -43.4 | 4.5 | 56.33 | Peak | 74 | Pass |
| b | 2412 | Ant1 | 2390 | -54.78 | 4.5 | 44.95 | Average | 54 | Pass |
| b | 2462 | Ant1 | 2483.5 | -45.72 | 4.5 | 54.01 | Peak | 74 | 51.54 |
| b | 2462 | Ant1 | 2483.5 | -56 | 4.5 | 43.73 | Average | 54 | Pass |
| b | 2462 | Ant1 | 2499.576 | -45.01 | 4.5 | 54.72 | Peak | 74 | Pass |
| b | 2462 | Ant1 | 2488.552 | -55.42 | 4.5 | 44.31 | Average | 54 | Pass |
| b | 2462 | Ant1 | 2500 | -46.15 | 4.5 | 53.58 | Peak | 74 | Pass |
| b | 2462 | Ant1 | 2500 | -56.37 | 4.5 | 43.36 | Average | 54 | Pass |
| g | 2412 | Ant1 | 2310 | -48.66 | 4.5 | 51.07 | Peak | 74 | Pass |
| g | 2412 | Ant1 | 2310 | -55.56 | 4.5 | 44.17 | Average | 54 | Pass |
| g | 2412 | Ant1 | 2341.59 | -43.24 | 4.5 | 56.49 | Peak | 74 | Pass |
| g | 2412 | Ant1 | 2338.197 | -53.32 | 4.5 | 46.41 | Average | 54 | Pass |
| g | 2412 | Ant1 | 2390 | -47.48 | 4.5 | 52.25 | Peak | 74 | Pass |
| g | 2412 | Ant1 | 2390 | -55.72 | 4.5 | 44.01 | Average | 54 | Pass |
| g | 2462 | Ant1 | 2483.5 | -45.9 | 4.5 | 53.83 | Peak | 74 | Pass |
| g | 2462 | Ant1 | 2483.5 | -55.09 | 4.5 | 44.64 | Average | 54 | Pass |
| g | 2462 | Ant1 | 2499.576 | -44.85 | 4.5 | 54.88 | Peak | 74 | Pass |
| g | 2462 | Ant1 | 2484.365 | -54.26 | 4.5 | 45.47 | Average | 54 | Pass |
| g | 2462 | Ant1 | 2500 | -48.08 | 4.5 | 51.65 | Peak | 74 | Pass |
| g | 2462 | Ant1 | 2500 | -55.14 | 4.5 | 44.59 | Average | 54 | Pass |
| n20 | 2412 | Ant1 | 2310 | -47.9 | 4.5 | 51.83 | Peak | 74 | Pass |
| n20 | 2412 | Ant1 | 2310 | -55.79 | 4.5 | 43.94 | Average | 54 | Pass |
| n20 | 2412 | Ant1 | 2342.058 | -43.84 | 4.5 | 55.89 | Peak | 74 | Pass |
| n20 | 2412 | Ant1 | 2340.186 | -53.8 | 4.5 | 45.93 | Average | 54 | Pass |
| n20 | 2412 | Ant1 | 2390 | -48.22 | 4.5 | 51.51 | Peak | 74 | Pass |
| n20 | 2412 | Ant1 | 2390 | -55.97 | 4.5 | 43.76 | Average | 54 | Pass |
| n20 | 2462 | Ant1 | 2483.5 | -45.92 | 4.5 | 53.81 | Peak | 74 | Pass |

| | | | | | | | | | |
|---|---|---|---|---|---|---|---|---|---|
| n20 | 2462 | Ant1 | 2483.5 | -55.38 | 4.5 | 44.35 | Average | 54 | Pass |
| n20 | 2462 | Ant1 | 2490.831 | -44.9 | 4.5 | 54.83 | Peak | 74 | Pass |
| n20 | 2462 | Ant1 | 2494.541 | -54.83 | 4.5 | 44.9 | Average | 54 | Pass |
| n20 | 2462 | Ant1 | 2500 | -47.81 | 4.5 | 51.92 | Peak | 74 | Pass |
| n20 | 2462 | Ant1 | 2500 | -55.59 | 4.5 | 44.14 | Average | 54 | Pass |
| n40 | 2422 | Ant1 | 2310 | -47.64 | 4.5 | 52.09 | Peak | 74 | Pass |
| n40 | 2422 | Ant1 | 2310 | -55.47 | 4.5 | 44.26 | Average | 54 | Pass |
| n40 | 2422 | Ant1 | 2339.536 | -43.79 | 4.5 | 55.94 | Peak | 74 | Pass |
| n40 | 2422 | Ant1 | 2344.648 | -53.97 | 4.5 | 45.76 | Average | 54 | Pass |
| n40 | 2422 | Ant1 | 2390 | -47.13 | 4.5 | 52.6 | Peak | 74 | Pass |
| n40 | 2422 | Ant1 | 2390 | -56.22 | 4.5 | 43.51 | Average | 54 | Pass |
| n40 | 2452 | Ant1 | 2483.5 | -45.56 | 4.5 | 54.17 | Peak | 74 | Pass |
| n40 | 2452 | Ant1 | 2483.5 | -55.15 | 4.5 | 44.58 | Average | 54 | Pass |
| n40 | 2452 | Ant1 | 2499.844 | -45.27 | 4.5 | 54.46 | Peak | 74 | Pass |
| n40 | 2452 | Ant1 | 2485.336 | -54.55 | 4.5 | 45.18 | Average | 54 | Pass |
| n40 | 2452 | Ant1 | 2500 | -45.46 | 4.5 | 54.27 | Peak | 74 | Pass |
| n40 | 2452 | Ant1 | 2500 | -55.36 | 4.5 | 44.37 | Average | 54 | Pass |
| b | 2412 | Ant2 | 2310 | -47.14 | 4.5 | 52.59 | Peak | 74 | Pass |
| b | 2412 | Ant2 | 2310 | -57.01 | 4.5 | 42.72 | Average | 54 | Pass |
| b | 2412 | Ant2 | 2312.574 | -45.12 | 4.5 | 54.61 | Peak | 74 | Pass |
| b | 2412 | Ant2 | 2386.167 | -54.35 | 4.5 | 45.38 | Average | 54 | Pass |
| b | 2412 | Ant2 | 2390 | -48.36 | 4.5 | 51.37 | Peak | 74 | Pass |
| b | 2412 | Ant2 | 2390 | -56.06 | 4.5 | 43.67 | Average | 54 | Pass |
| b | 2462 | Ant2 | 2483.5 | -46.89 | 4.5 | 52.84 | Peak | 74 | 50.37 |
| b | 2462 | Ant2 | 2483.5 | -55.85 | 4.5 | 43.88 | Average | 54 | Pass |
| b | 2462 | Ant2 | 2487.227 | -45.71 | 4.5 | 54.02 | Peak | 74 | Pass |
| b | 2462 | Ant2 | 2484.259 | -55.68 | 4.5 | 44.05 | Average | 54 | Pass |
| b | 2462 | Ant2 | 2500 | -46.34 | 4.5 | 53.39 | Peak | 74 | Pass |
| b | 2462 | Ant2 | 2500 | -56.21 | 4.5 | 43.52 | Average | 54 | Pass |
| g | 2412 | Ant2 | 2310 | -48.21 | 4.5 | 51.52 | Peak | 74 | Pass |
| g | 2412 | Ant2 | 2310 | -55.83 | 4.5 | 43.9 | Average | 54 | Pass |
| g | 2412 | Ant2 | 2342.292 | -44.28 | 4.5 | 55.45 | Peak | 74 | Pass |
| g | 2412 | Ant2 | 2341.707 | -53.14 | 4.5 | 46.59 | Average | 54 | Pass |
| g | 2412 | Ant2 | 2390 | -47.67 | 4.5 | 52.06 | Peak | 74 | Pass |
| g | 2412 | Ant2 | 2390 | -55.6 | 4.5 | 44.13 | Average | 54 | Pass |
| g | 2462 | Ant2 | 2483.5 | -46.72 | 4.5 | 53.01 | Peak | 74 | Pass |
| g | 2462 | Ant2 | 2483.5 | -55.18 | 4.5 | 44.55 | Average | 54 | Pass |
| g | 2462 | Ant2 | 2487.227 | -45.53 | 4.5 | 54.2 | Peak | 74 | Pass |
| g | 2462 | Ant2 | 2488.552 | -54.45 | 4.5 | 45.28 | Average | 54 | Pass |
| g | 2462 | Ant2 | 2500 | -46.9 | 4.5 | 52.83 | Peak | 74 | Pass |
| g | 2462 | Ant2 | 2500 | -55.01 | 4.5 | 44.72 | Average | 54 | Pass |
| n20 | 2412 | Ant2 | 2310 | -47.6 | 4.5 | 52.13 | Peak | 74 | Pass |
| n20 | 2412 | Ant2 | 2310 | -56.12 | 4.5 | 43.61 | Average | 54 | Pass |

| | | | | | | | | | |
|---|---|---|---|---|---|---|---|---|---|
| n20 | 2412 | Ant2 | 2354.928 | -44.55 | 4.5 | 55.18 | Peak | 74 | Pass |
| n20 | 2412 | Ant2 | 2339.367 | -53.64 | 4.5 | 46.09 | Average | 54 | Pass |
| n20 | 2412 | Ant2 | 2390 | -48.87 | 4.5 | 50.86 | Peak | 74 | Pass |
| n20 | 2412 | Ant2 | 2390 | -56.01 | 4.5 | 43.72 | Average | 54 | Pass |
| n20 | 2462 | Ant2 | 2483.5 | -47.25 | 4.5 | 52.48 | Peak | 74 | Pass |
| n20 | 2462 | Ant2 | 2483.5 | -55.52 | 4.5 | 44.21 | Average | 54 | Pass |
| n20 | 2462 | Ant2 | 2499.523 | -44.92 | 4.5 | 54.81 | Peak | 74 | Pass |
| n20 | 2462 | Ant2 | 2489.135 | -55.01 | 4.5 | 44.72 | Average | 54 | Pass |
| n20 | 2462 | Ant2 | 2500 | -47.03 | 4.5 | 52.7 | Peak | 74 | Pass |
| n20 | 2462 | Ant2 | 2500 | -55.21 | 4.5 | 44.52 | Average | 54 | Pass |
| n40 | 2422 | Ant2 | 2310 | -47.63 | 4.5 | 52.1 | Peak | 74 | Pass |
| n40 | 2422 | Ant2 | 2310 | -55.56 | 4.5 | 44.17 | Average | 54 | Pass |
| n40 | 2422 | Ant2 | 2339.962 | -43.74 | 4.5 | 55.99 | Peak | 74 | Pass |
| n40 | 2422 | Ant2 | 2339.11 | -53.52 | 4.5 | 46.21 | Average | 54 | Pass |
| n40 | 2422 | Ant2 | 2390 | -45.55 | 4.5 | 54.18 | Peak | 74 | Pass |
| n40 | 2422 | Ant2 | 2390 | -56.01 | 4.5 | 43.72 | Average | 54 | Pass |
| n40 | 2452 | Ant2 | 2483.5 | -46.83 | 4.5 | 52.9 | Peak | 74 | Pass |
| n40 | 2452 | Ant2 | 2483.5 | -55.13 | 4.5 | 44.6 | Average | 54 | Pass |
| n40 | 2452 | Ant2 | 2489.236 | -44.6 | 4.5 | 55.13 | Peak | 74 | Pass |
| n40 | 2452 | Ant2 | 2487.832 | -54.95 | 4.5 | 44.78 | Average | 54 | Pass |
| n40 | 2452 | Ant2 | 2500 | -46.5 | 4.5 | 53.23 | Peak | 74 | Pass |
| n40 | 2452 | Ant2 | 2500 | -55.64 | 4.5 | 44.09 | Average | 54 | Pass |
| n20 | 2412 | Ant1&2 | 2310 | -44.74 | 7.51 | 57.60 | Peak | 74 | Pass |
| n20 | 2412 | Ant1&2 | 2310 | -52.94 | 7.51 | 49.70 | Average | 54 | Pass |
| n20 | 2412 | Ant1&2 | 2342.058 | -41.17 | 7.51 | 61.11 | Peak | 74 | Pass |
| n20 | 2412 | Ant1&2 | 2340.186 | -50.71 | 7.51 | 51.83 | Average | 54 | Pass |
| n20 | 2412 | Ant1&2 | 2390 | -45.52 | 7.51 | 53.59 | Peak | 74 | Pass |
| n20 | 2412 | Ant1&2 | 2390 | -52.98 | 7.51 | 53.00 | Average | 54 | Pass |
| n20 | 2462 | Ant1&2 | 2483.5 | -43.52 | 7.51 | 52.41 | Peak | 74 | Pass |
| n20 | 2462 | Ant1&2 | 2483.5 | -52.44 | 7.51 | 51.82 | Average | 54 | Pass |
| n20 | 2462 | Ant1&2 | 2490.831 | -41.90 | 7.51 | 51.23 | Peak | 74 | Pass |
| n20 | 2462 | Ant1&2 | 2494.541 | -51.91 | 7.51 | 50.64 | Average | 54 | Pass |
| n20 | 2462 | Ant1&2 | 2500 | -44.39 | 7.51 | 50.05 | Peak | 74 | Pass |
| n20 | 2462 | Ant1&2 | 2500 | -52.39 | 7.51 | 49.46 | Average | 54 | Pass |
| n40 | 2422 | Ant1&2 | 2310 | -44.62 | 7.51 | 48.87 | Peak | 74 | Pass |
| n40 | 2422 | Ant1&2 | 2310 | -52.50 | 7.51 | 48.28 | Average | 54 | Pass |
| n40 | 2422 | Ant1&2 | 2339.536 | -40.75 | 7.51 | 47.69 | Peak | 74 | Pass |
| n40 | 2422 | Ant1&2 | 2344.648 | -50.73 | 7.51 | 47.10 | Average | 54 | Pass |
| n40 | 2422 | Ant1&2 | 2390 | -43.26 | 7.51 | 46.51 | Peak | 74 | Pass |
| n40 | 2422 | Ant1&2 | 2390 | -53.10 | 7.51 | 45.92 | Average | 54 | Pass |
| n40 | 2452 | Ant1&2 | 2483.5 | -43.14 | 7.51 | 45.33 | Peak | 74 | Pass |
| n40 | 2452 | Ant1&2 | 2483.5 | -52.13 | 7.51 | 44.74 | Average | 54 | Pass |
| n40 | 2452 | Ant1&2 | 2499.844 | -41.91 | 7.51 | 44.15 | Peak | 74 | Pass |

| | | | | | | | | | |
|---|---|---|---|---|---|---|---|---|---|
| n40 | 2452 | Ant1&2 | 2485.336 | -51.74 | 7.51 | 43.56 | Average | 54 | Pass |
| n40 | 2452 | Ant1&2 | 2500 | -42.94 | 7.51 | 42.97 | Peak | 74 | Pass |
| n40 | 2452 | Ant1&2 | 2500 | -52.49 | 7.51 | 42.38 | Average | 54 | Pass |

## 7.2 Test Graphs

Test Graphs

b 2412MHz Ant1 Peak

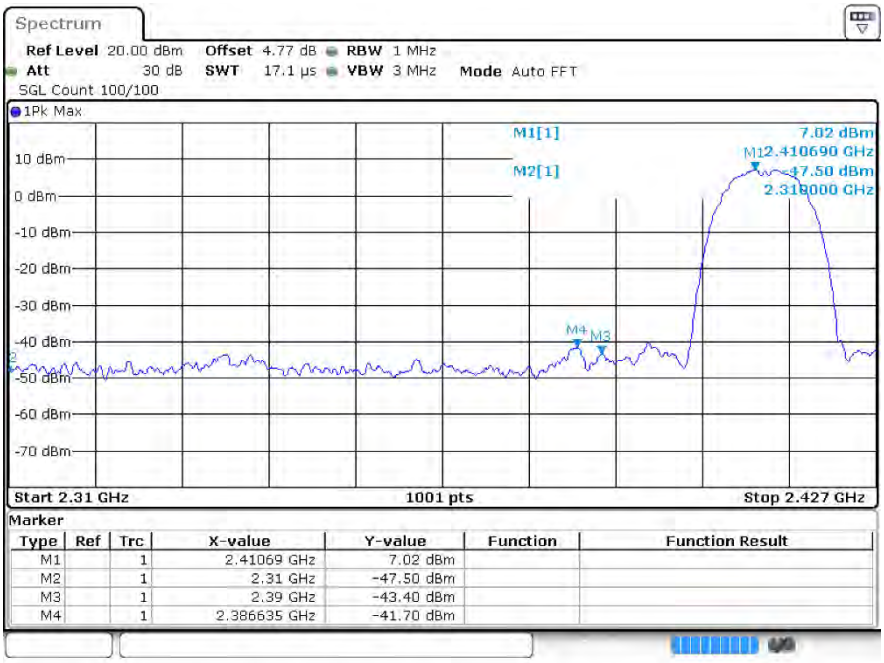


b 2412MHz Ant1 Average

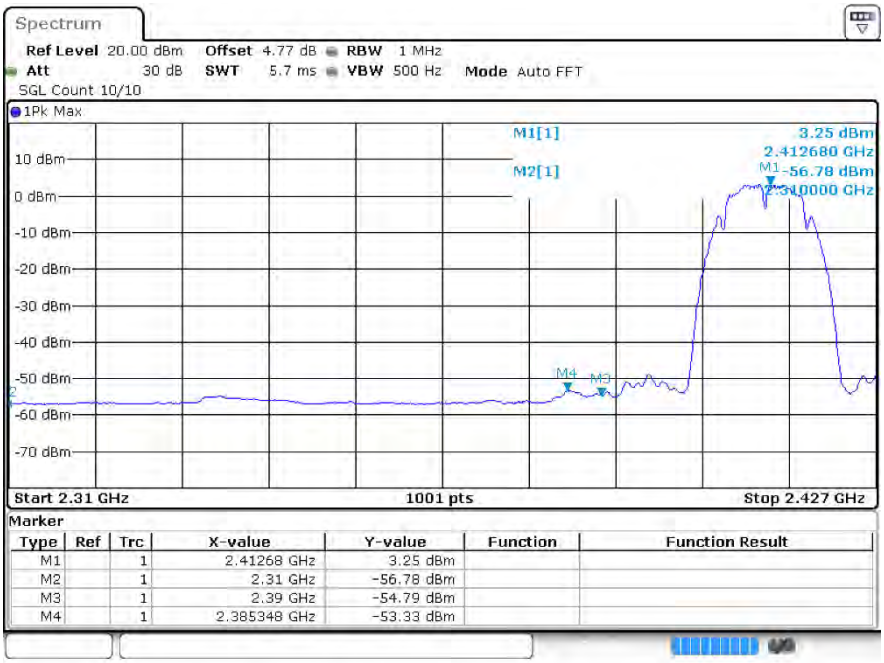

b 2462MHz Ant1 Peak

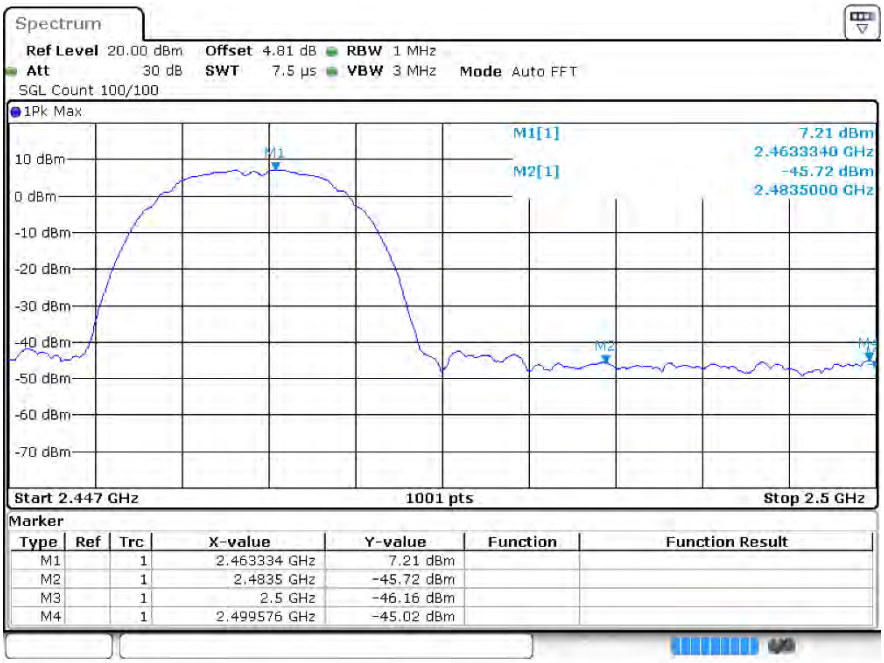


b 2462MHz Ant1 Average

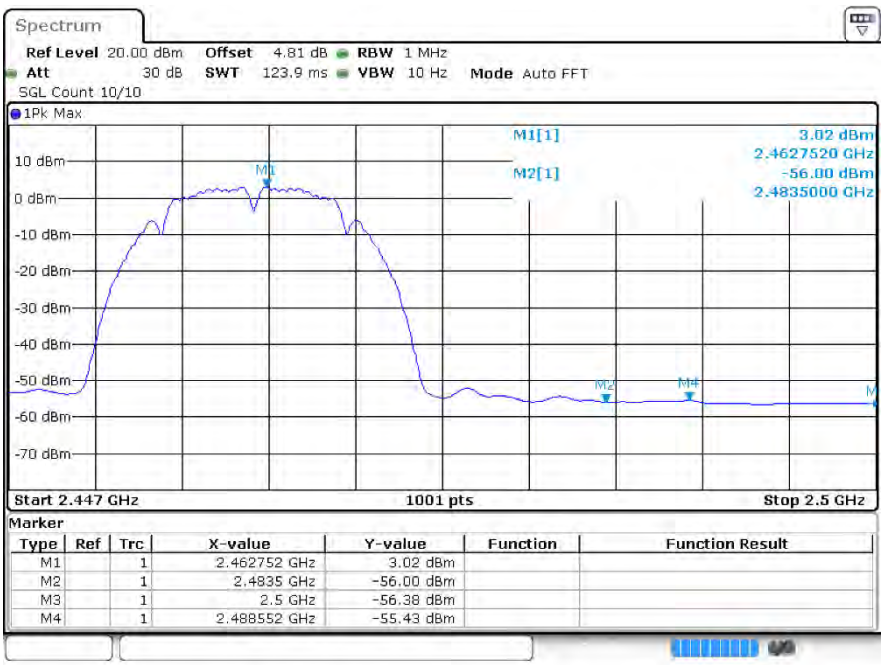

g 2412MHz Ant1 Peak

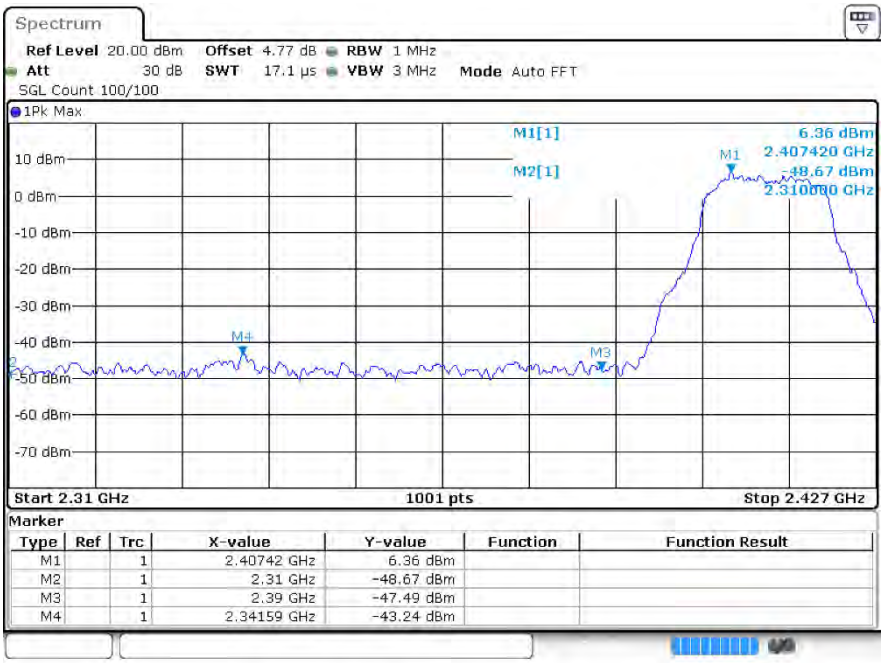


g 2412MHz Ant1 Average

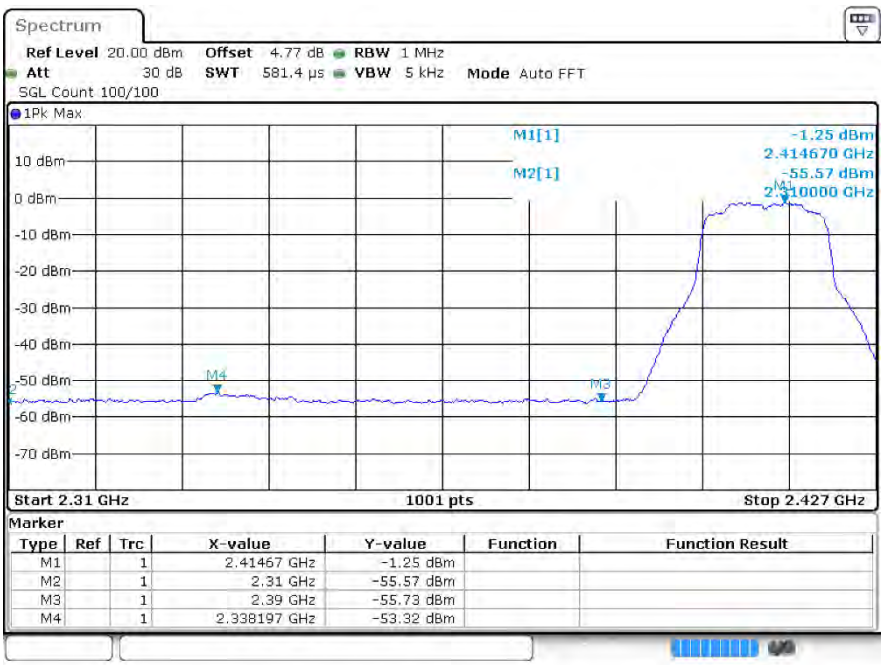

g 2462MHz Ant1 Peak

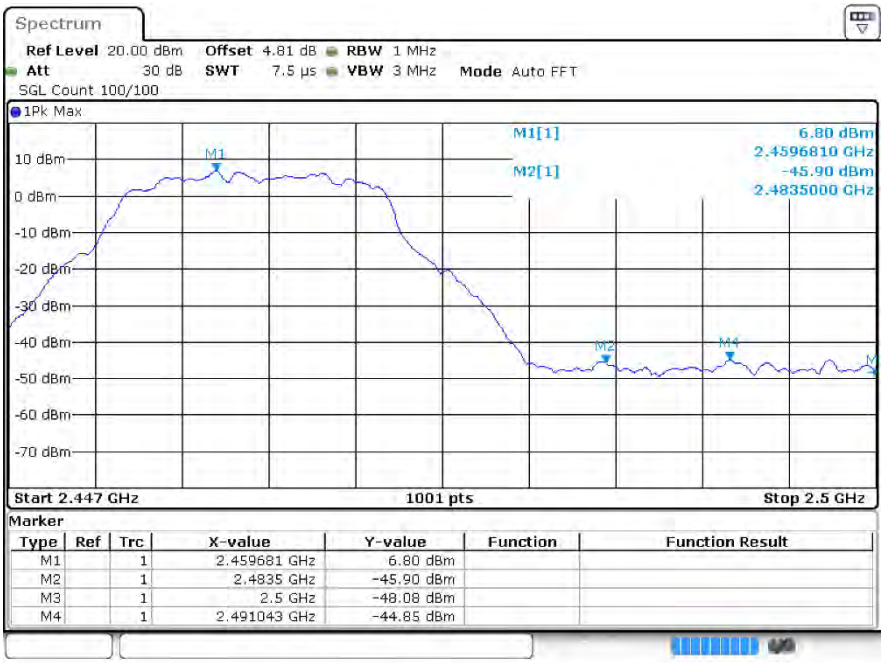


g 2462MHz Ant1 Average

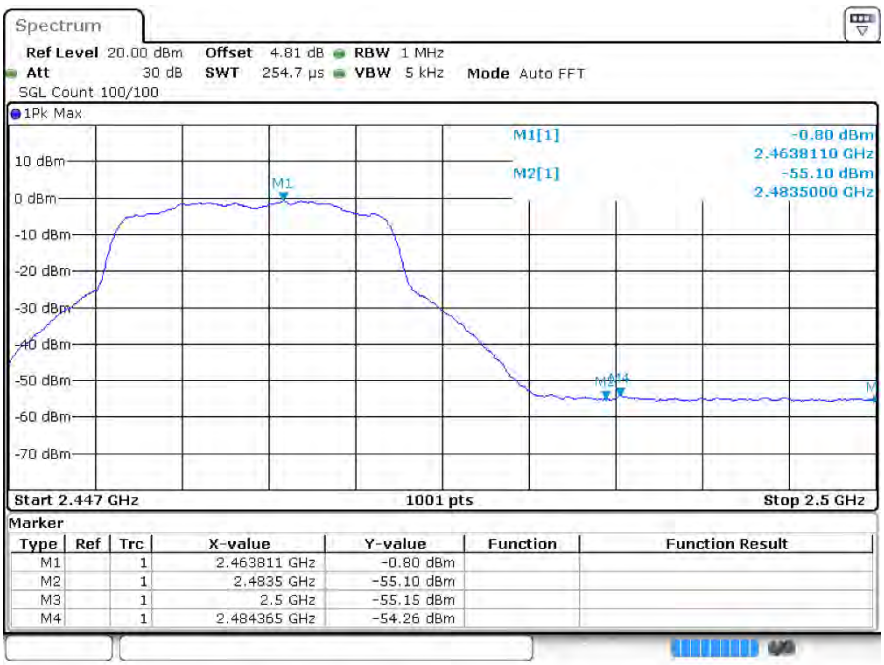

n20 2412MHz Ant1 Peak

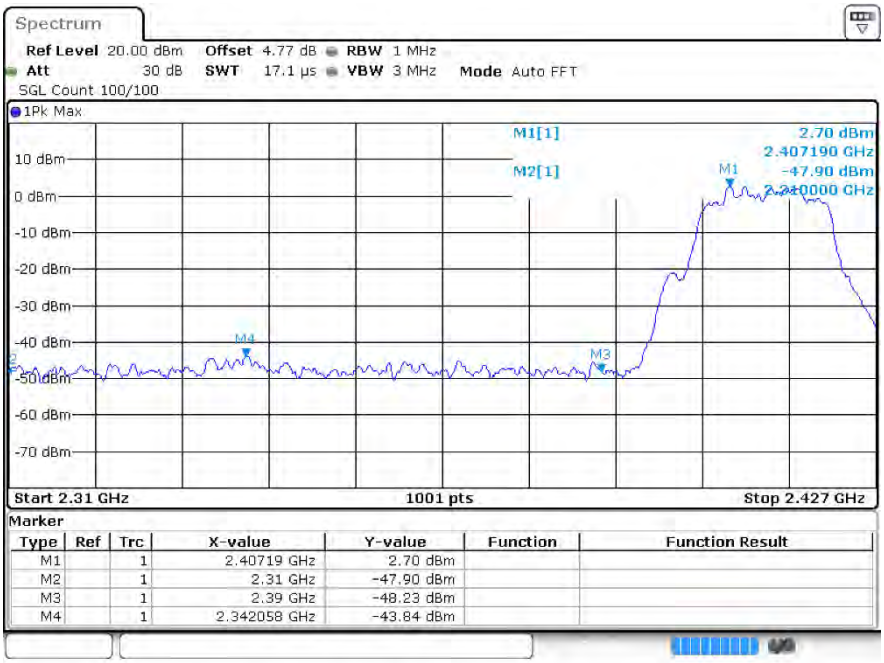


n20 2412MHz Ant1 Average

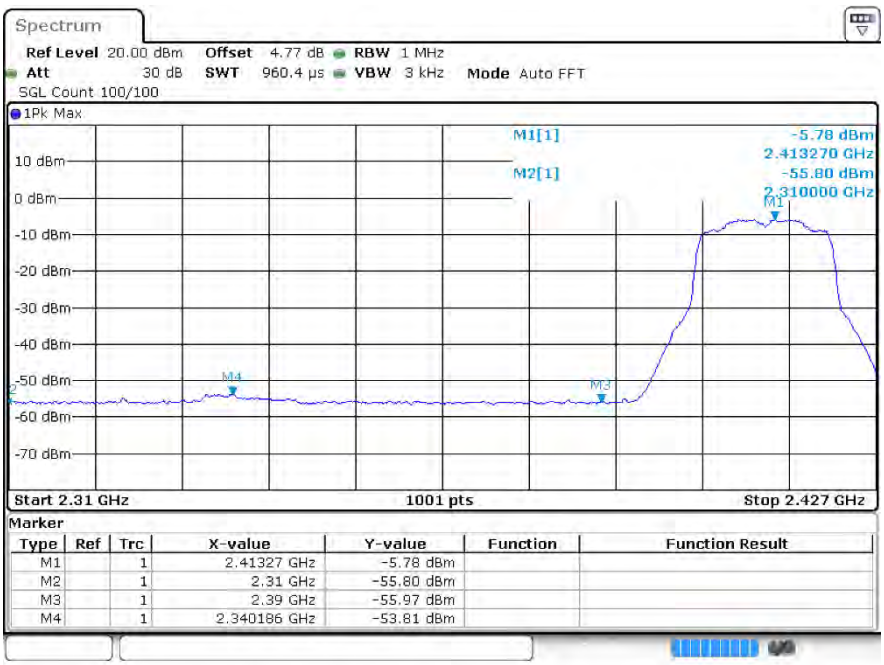

n20 2462MHz Ant1 Peak

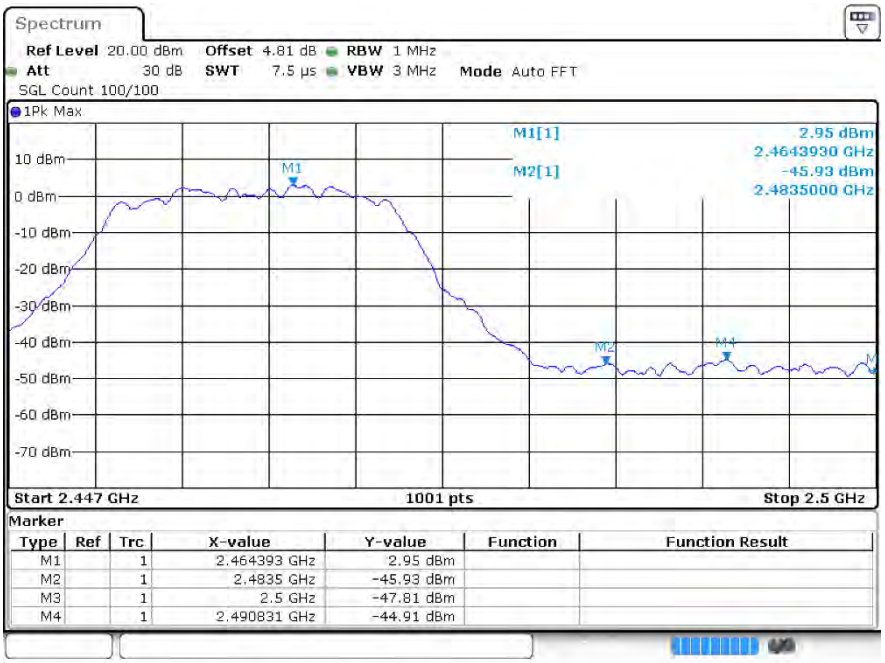


n20 2462MHz Ant1 Average

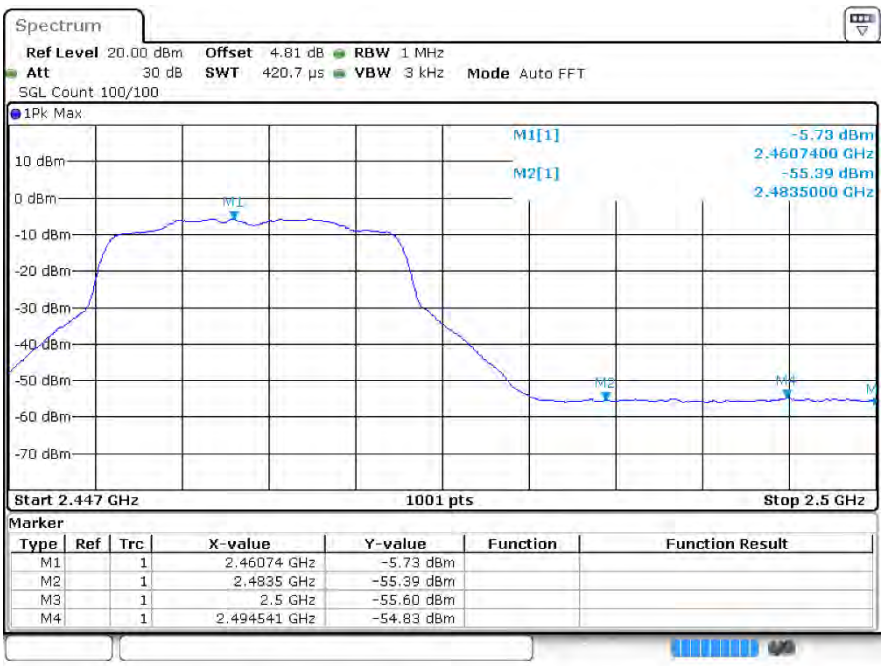

n40 2422MHz Ant1 Peak

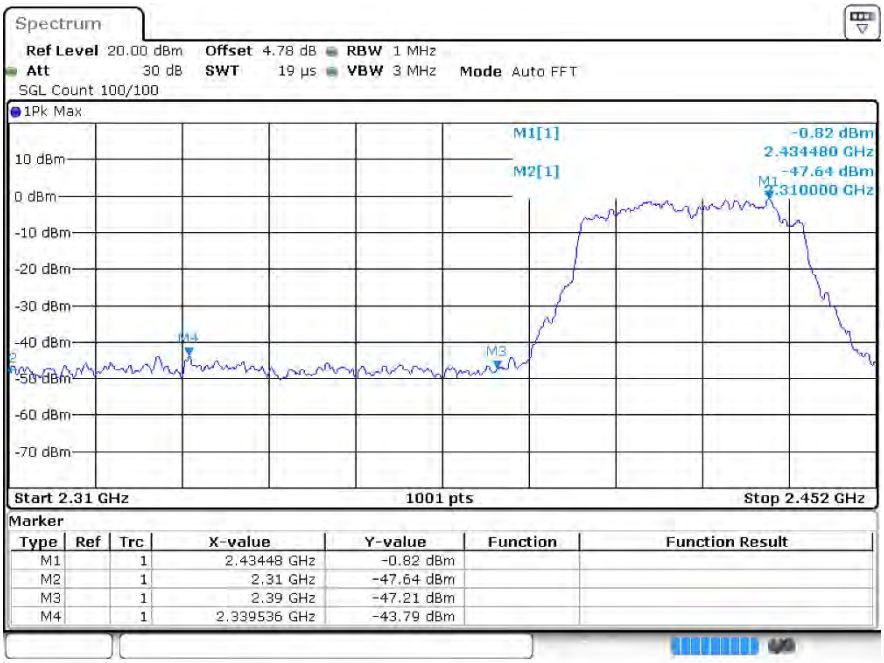


n40 2422MHz Ant1 Average

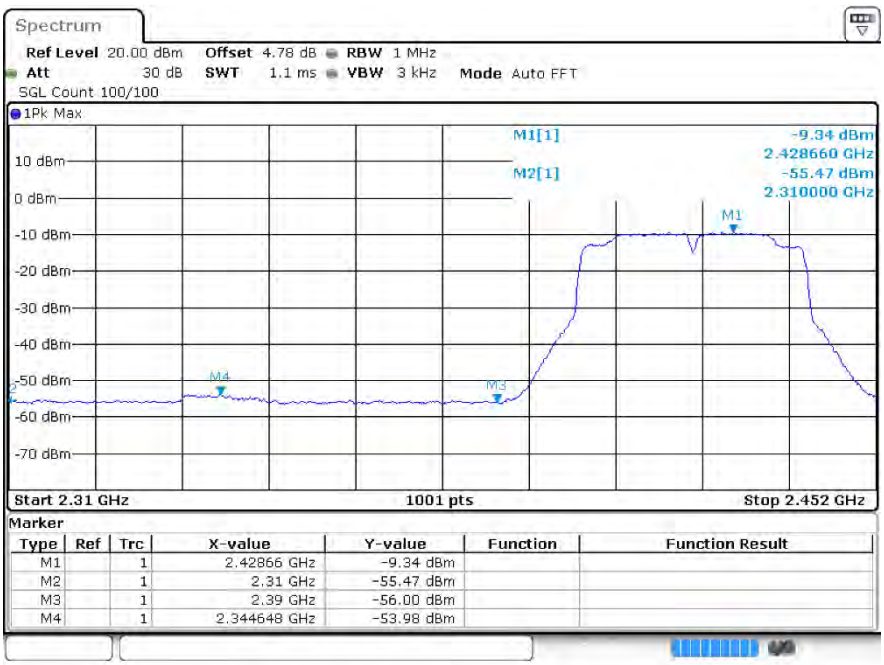

n40 2452MHz Ant1 Peak

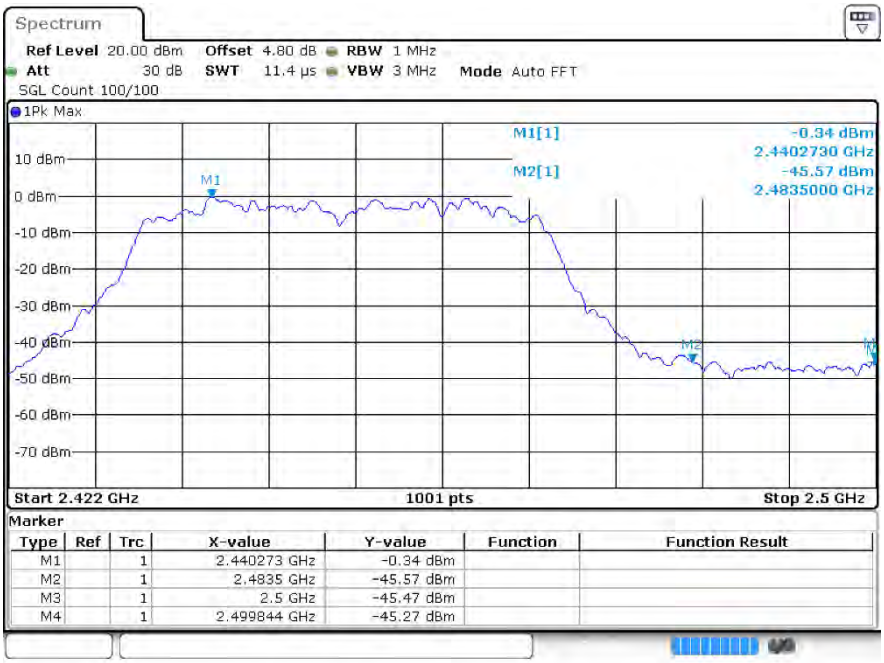


n40 2452MHz Ant1 Average

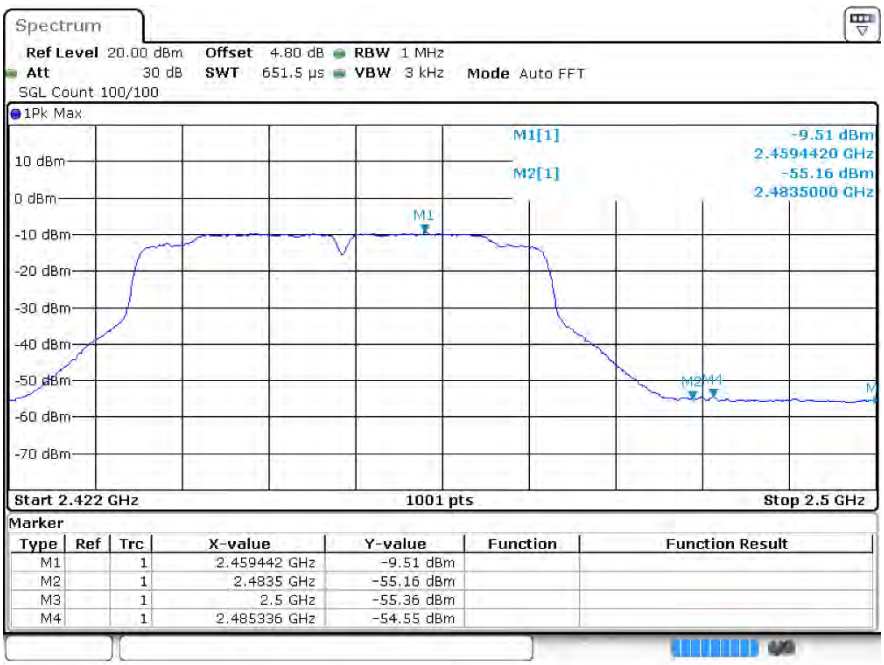

b 2412MHz Ant2 Peak

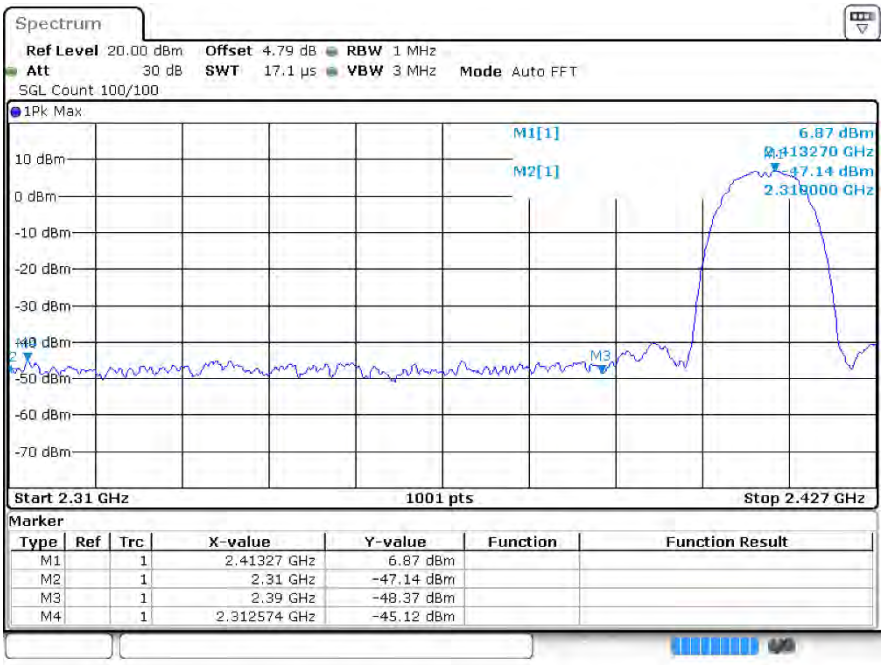


b 2412MHz Ant2 Average

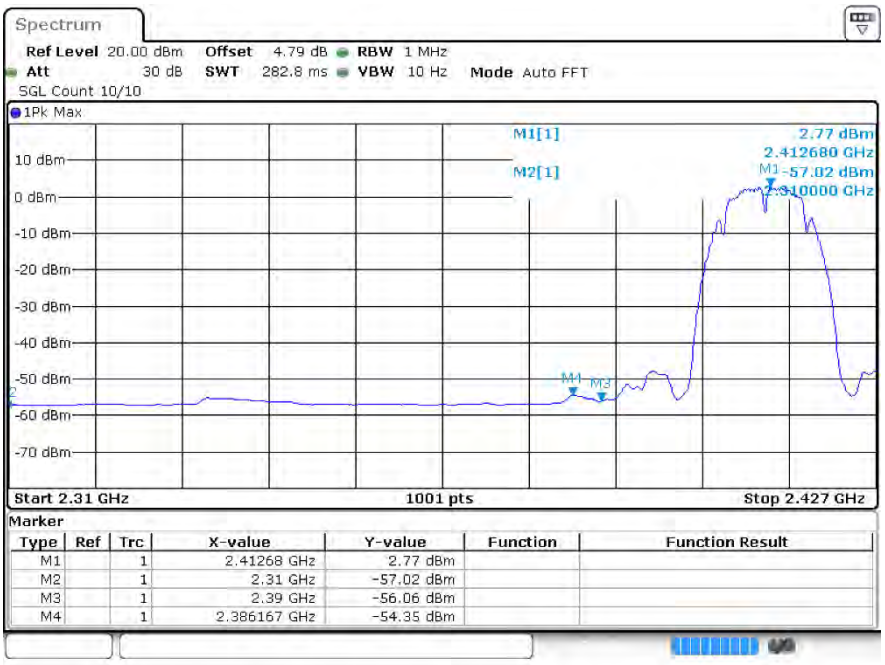

b 2462MHz Ant2 Peak

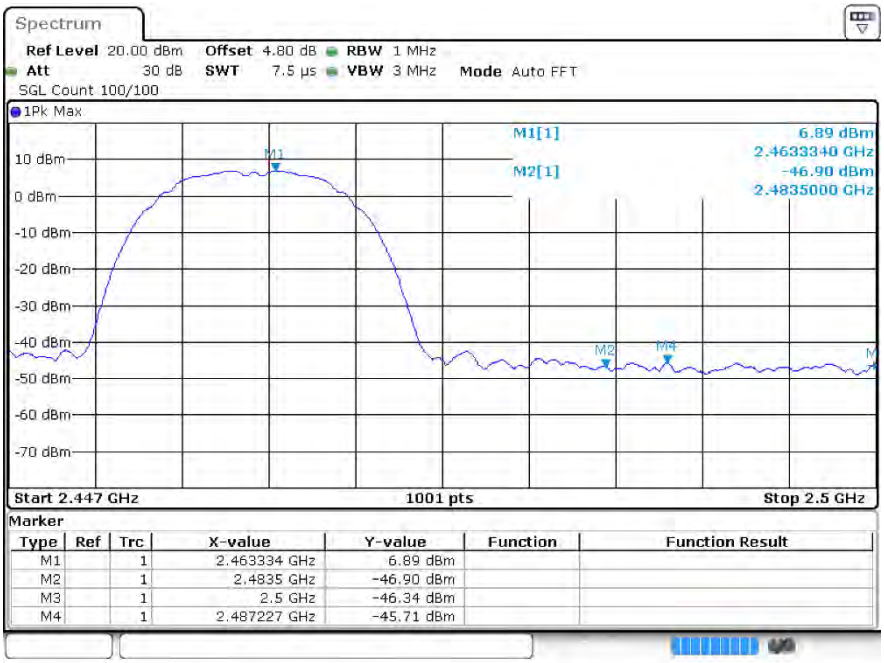


b 2462MHz Ant2 Average

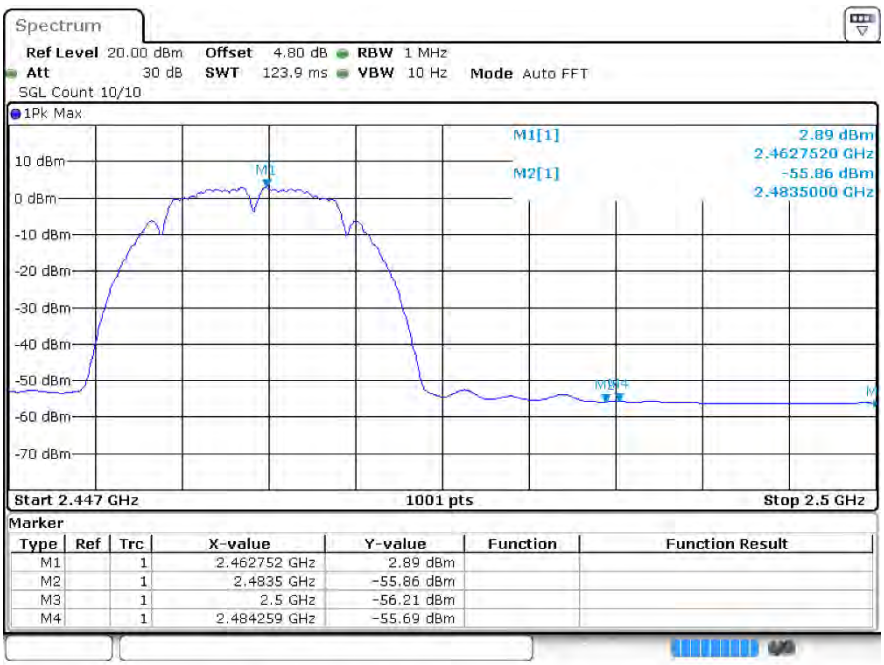

g 2412MHz Ant2 Peak

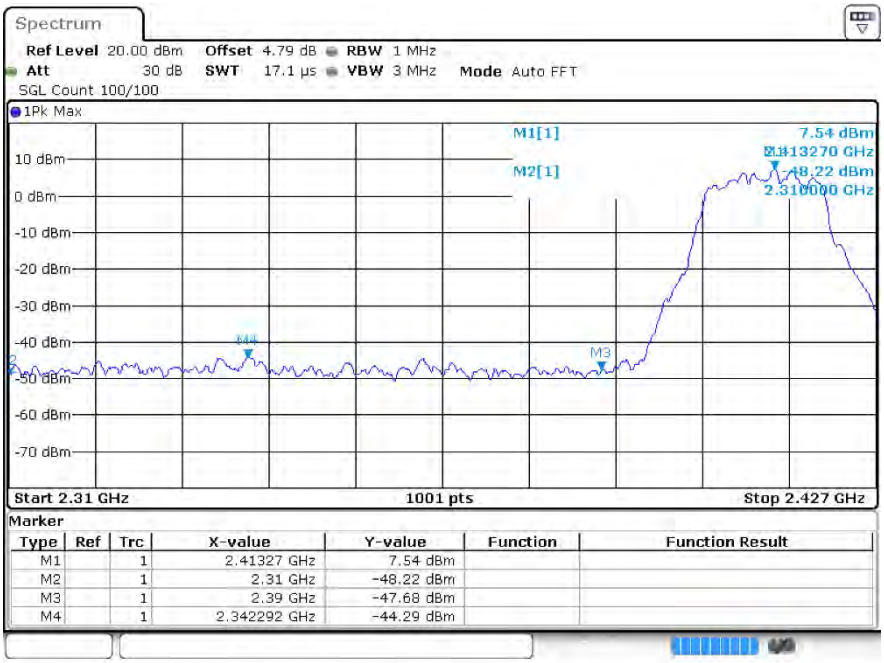


g 2412MHz Ant2 Average

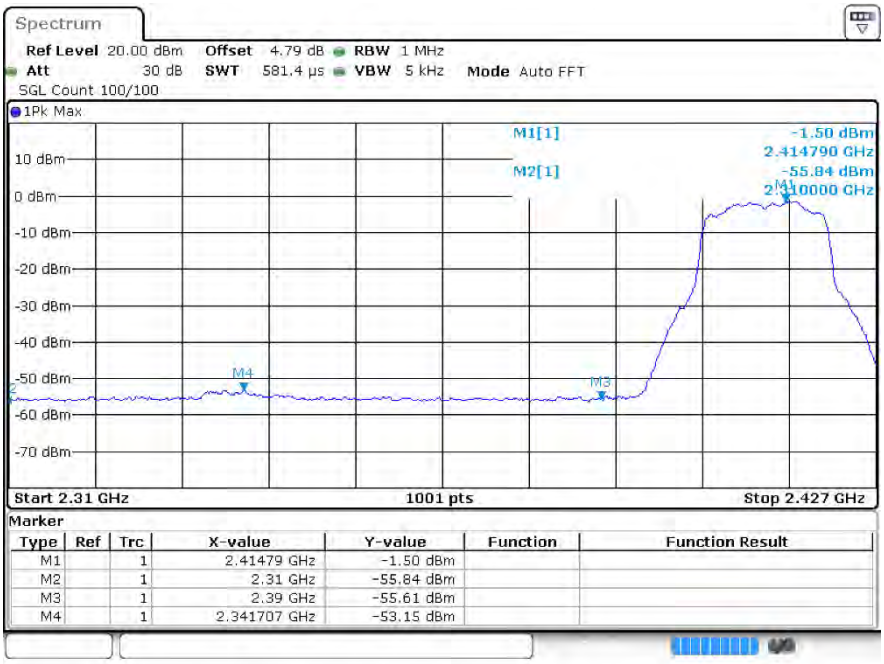

g 2462MHz Ant2 Peak

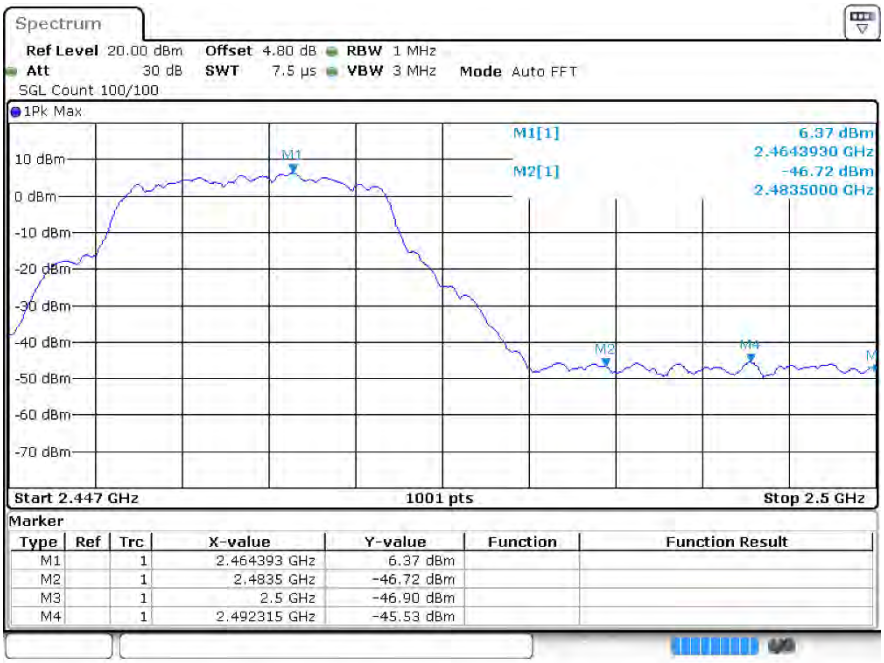


g 2462MHz Ant2 Average

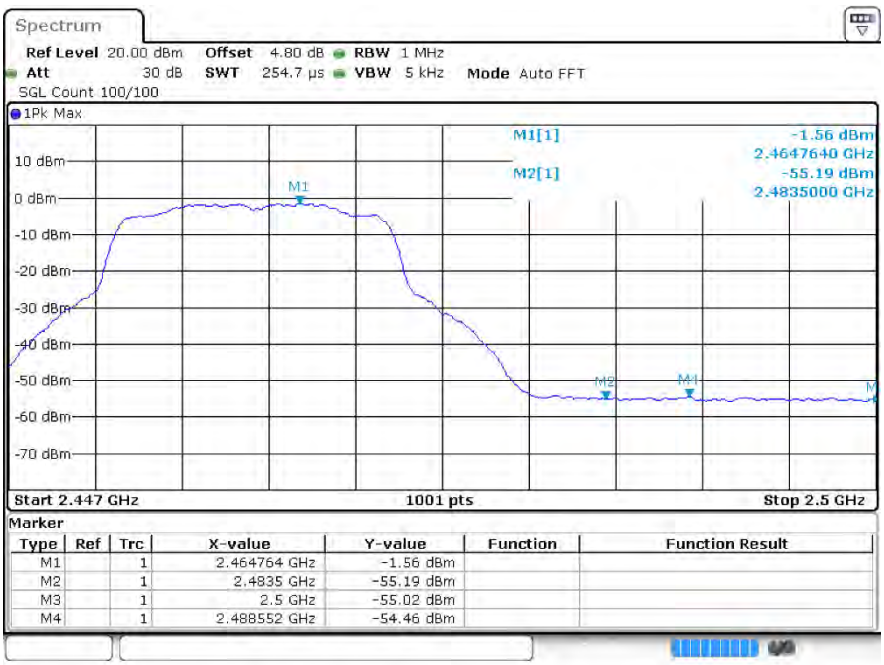

n20 2412MHz Ant2 Peak

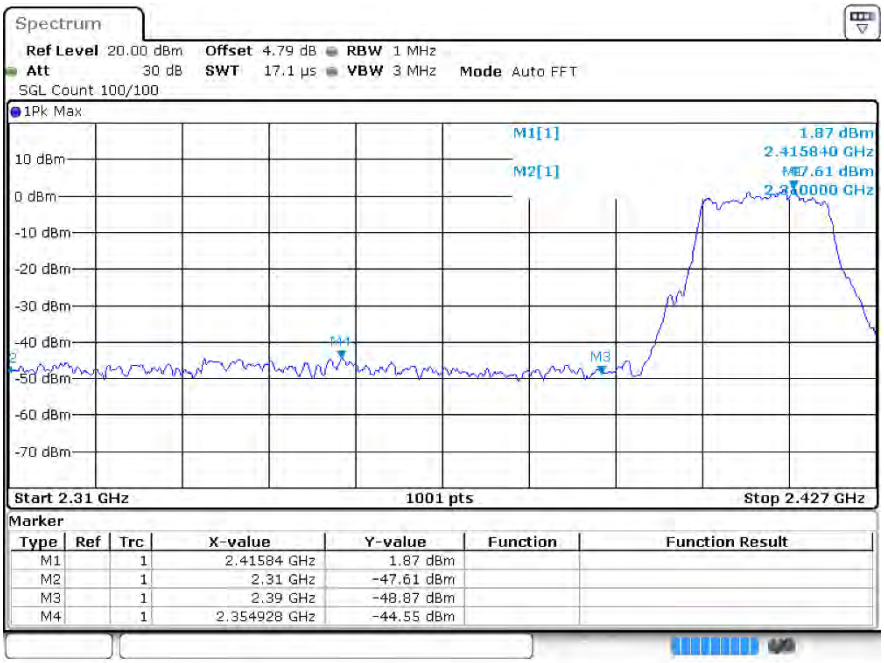


n20 2412MHz Ant2 Average

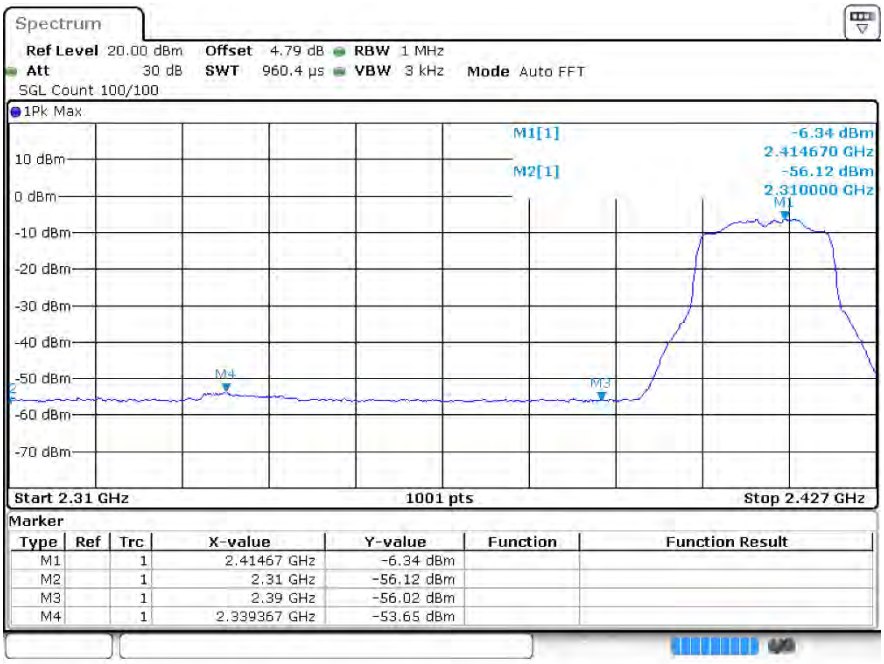

n20 2462MHz Ant2 Peak

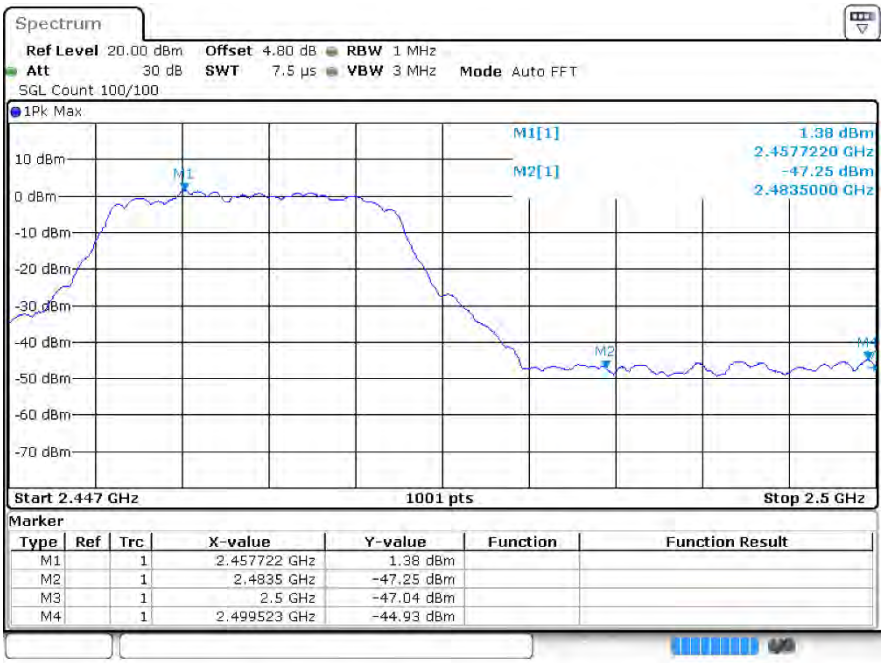


n20 2462MHz Ant2 Average

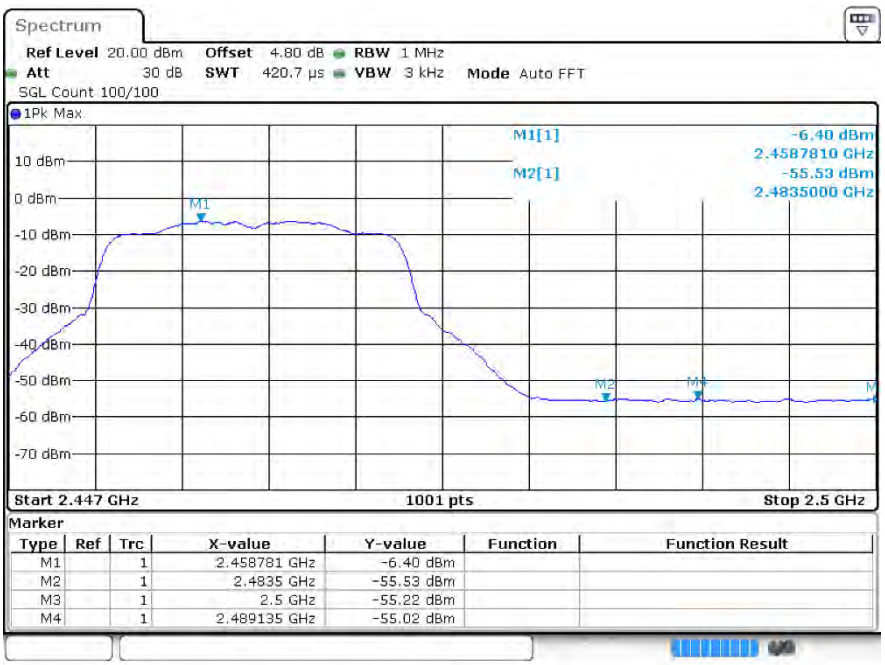

n40 2422MHz Ant2 Peak

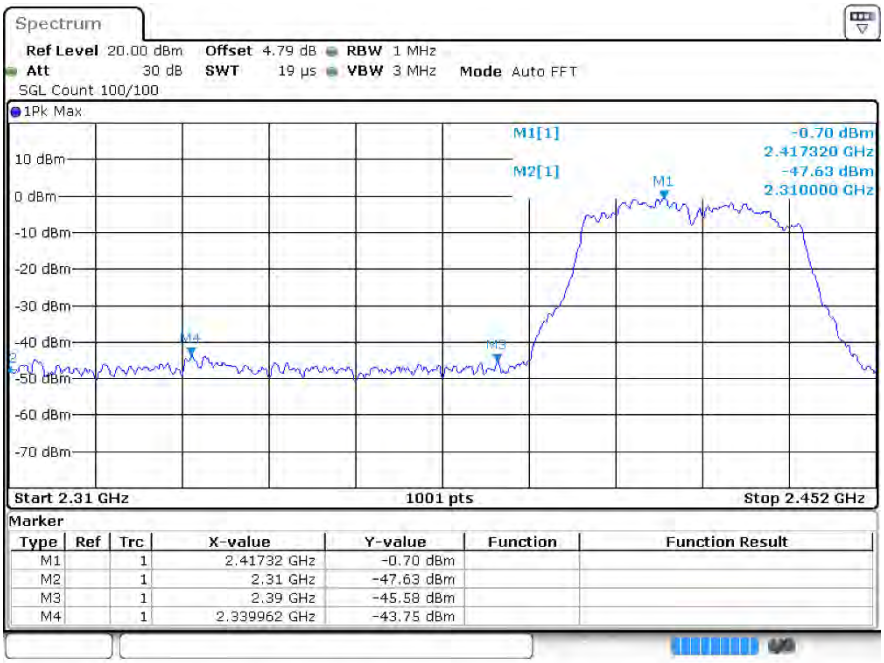


n40 2422MHz Ant2 Average

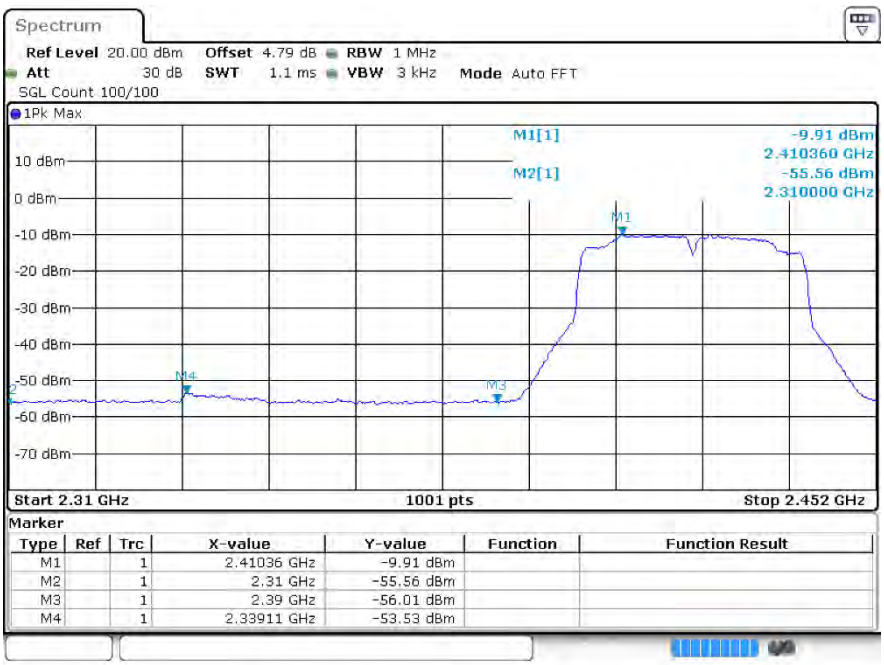

n40 2452MHz Ant2 Peak

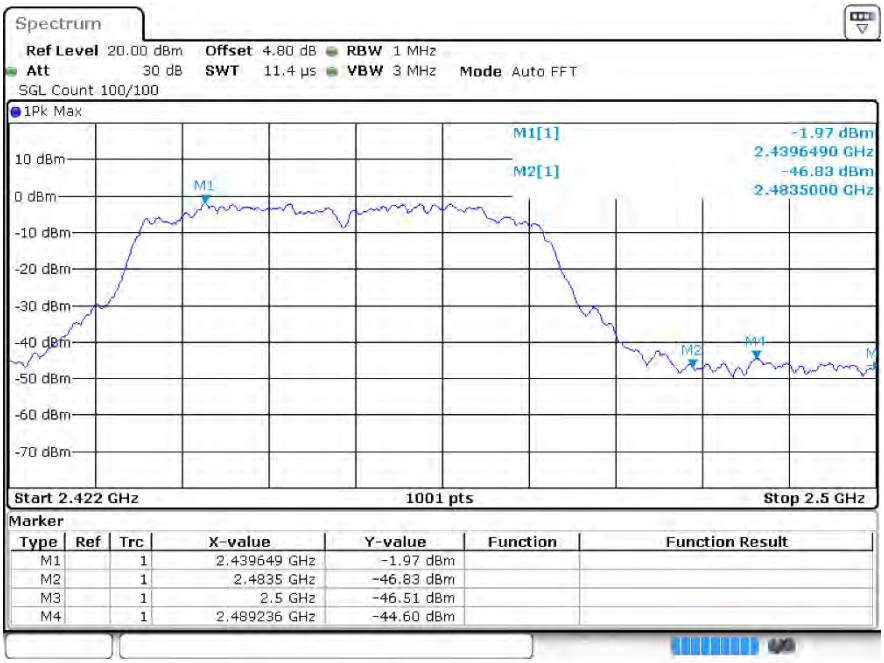


n40 2452MHz Ant2 Average

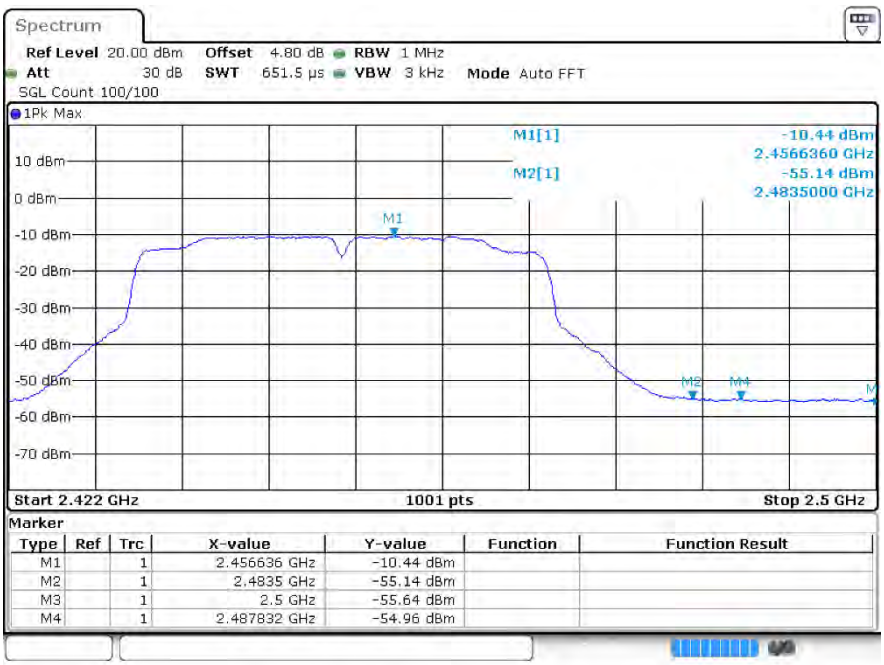


---The End---