n40 2437MHz Ant1 Ref

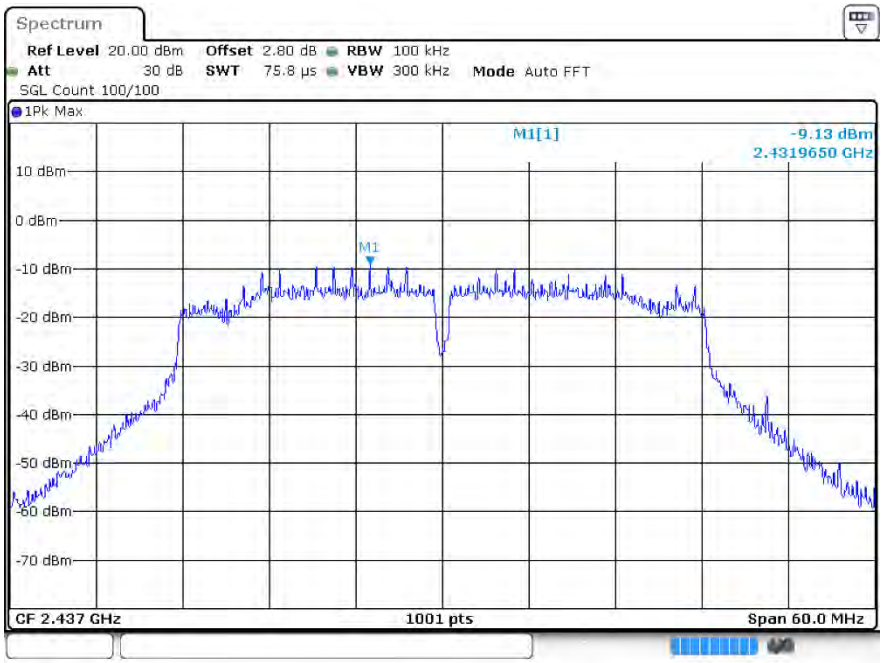

n40 2437MHz Ant1 Emission

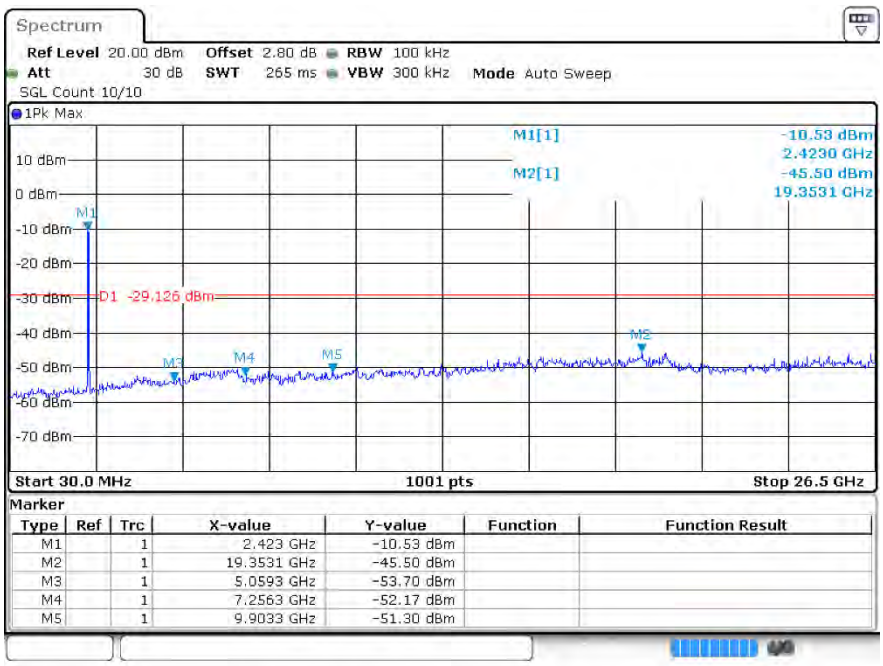

Type	Ref	Trc	X-value	Y-value	Function	Function Result
M1		1	2.423 GHz	-10.53 dBm		
M2		1	19.3531 GHz	-45.50 dBm		
M3		1	5.0593 GHz	-53.70 dBm		
M4		1	7.2563 GHz	-52.17 dBm		
M5		1	9.9033 GHz	-51.30 dBm		

n40 2452MHz Ant1 Ref

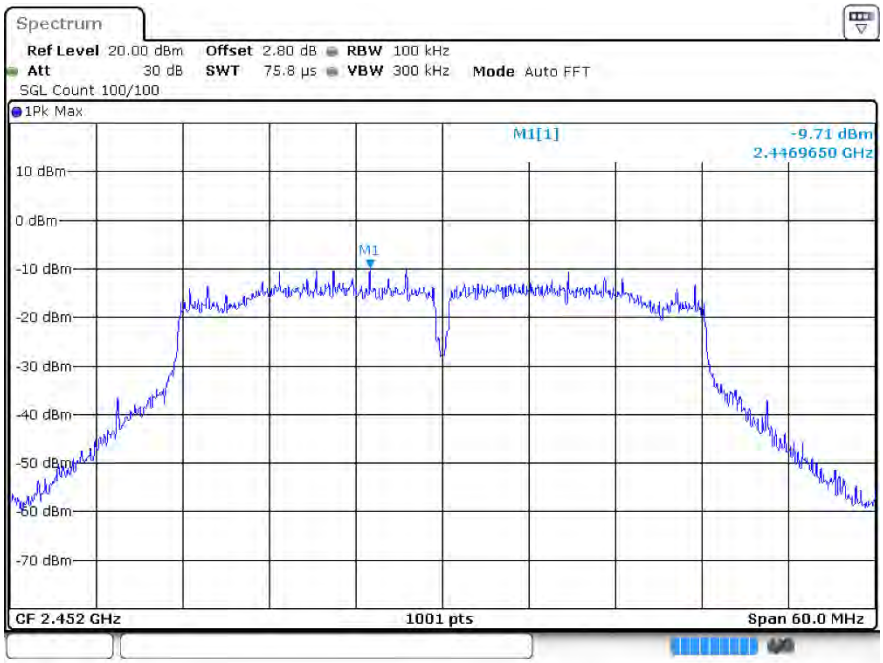

n40 2452MHz Ant1 Emission

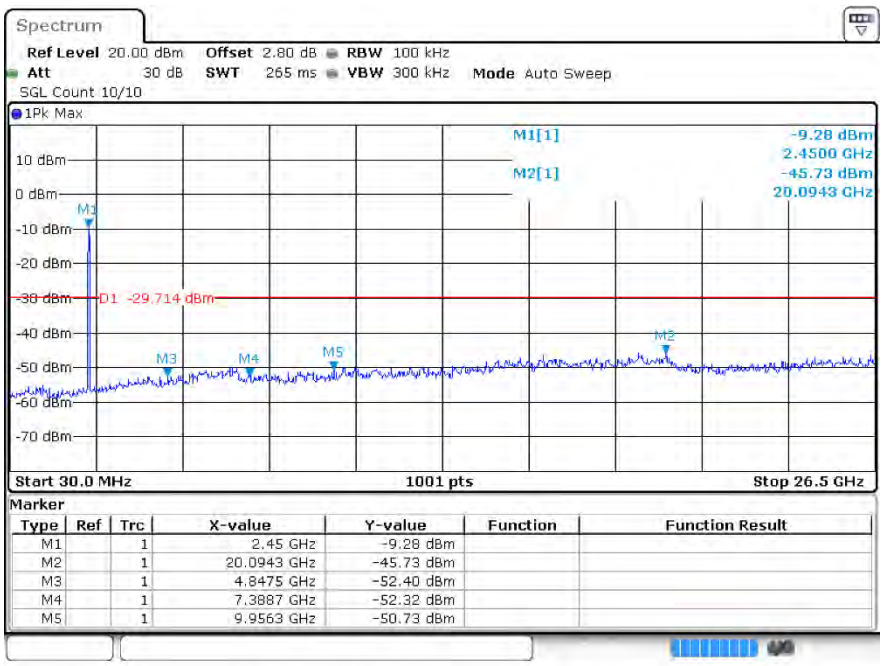

b 2412MHz Ant2 Ref

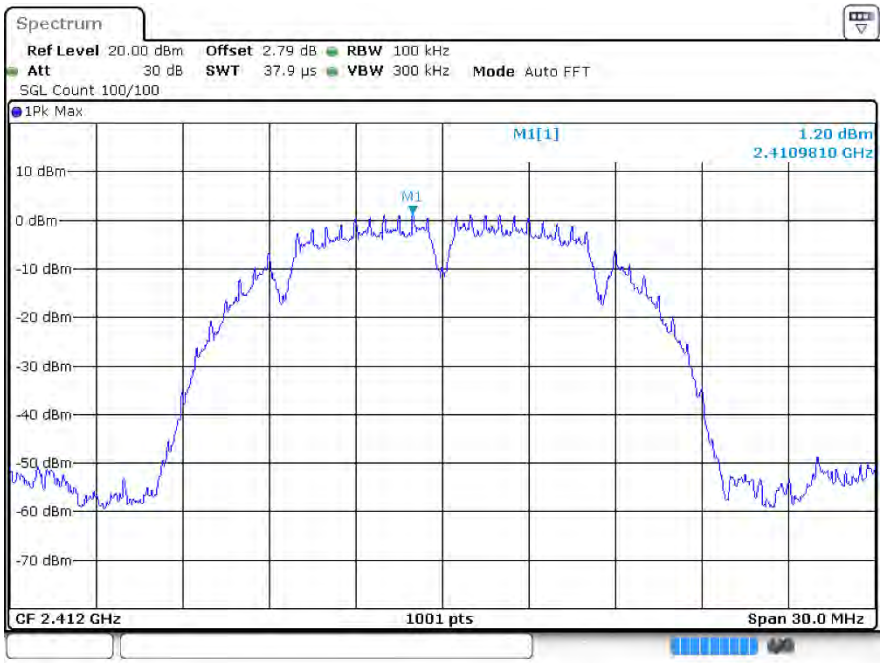

b 2412MHz Ant2 Emission

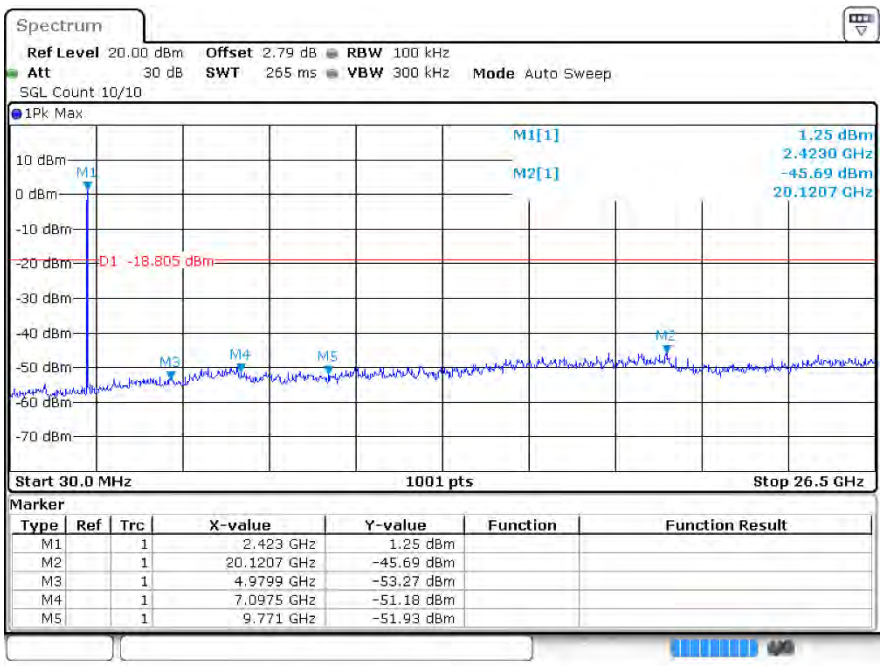

Marker

Type	Ref	Trc	X-value	Y-value	Function	Function Result
M1		1	2.423 GHz	1.25 dBm		
M2		1	20.1207 GHz	-45.69 dBm		
M3		1	4.9799 GHz	-53.27 dBm		
M4		1	7.0975 GHz	-51.18 dBm		
M5		1	9.771 GHz	-51.93 dBm		

b 2437MHz Ant2 Ref

b 2437MHz Ant2 Emission

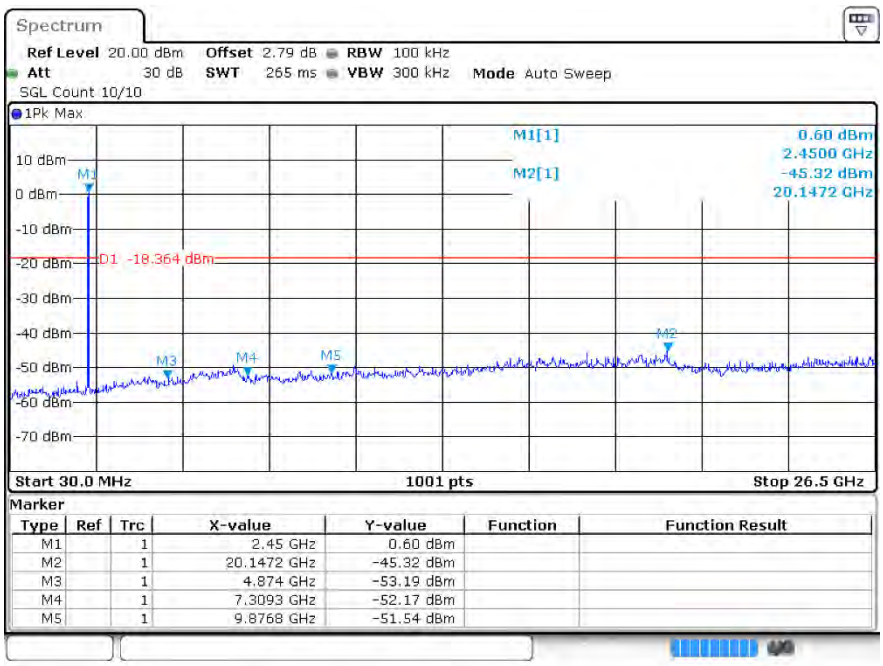

Marker

Type	Ref	Trc	X-value	Y-value	Function	Function Result
M1		1	2.45 GHz	0.60 dBm		
M2		1	20.1472 GHz	-45.32 dBm		
M3		1	4.874 GHz	-53.19 dBm		
M4		1	7.3093 GHz	-52.17 dBm		
M5		1	9.8768 GHz	-51.54 dBm		

b 2462MHz Ant2 Ref

b 2462MHz Ant2 Emission

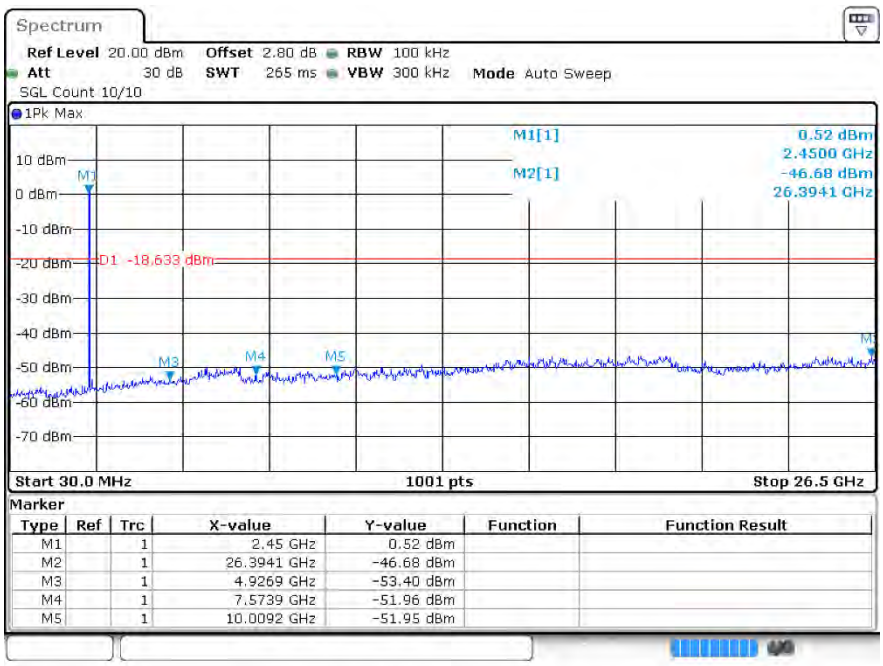

Marker

Type	Ref	Trc	X-value	Y-value	Function	Function Result
M1		1	2.45 GHz	0.52 dBm		
M2		1	26.3941 GHz	-46.68 dBm		
M3		1	4.9269 GHz	-53.40 dBm		
M4		1	7.5739 GHz	-51.96 dBm		
M5		1	10.0092 GHz	-51.95 dBm		

g 2412MHz Ant2 Ref

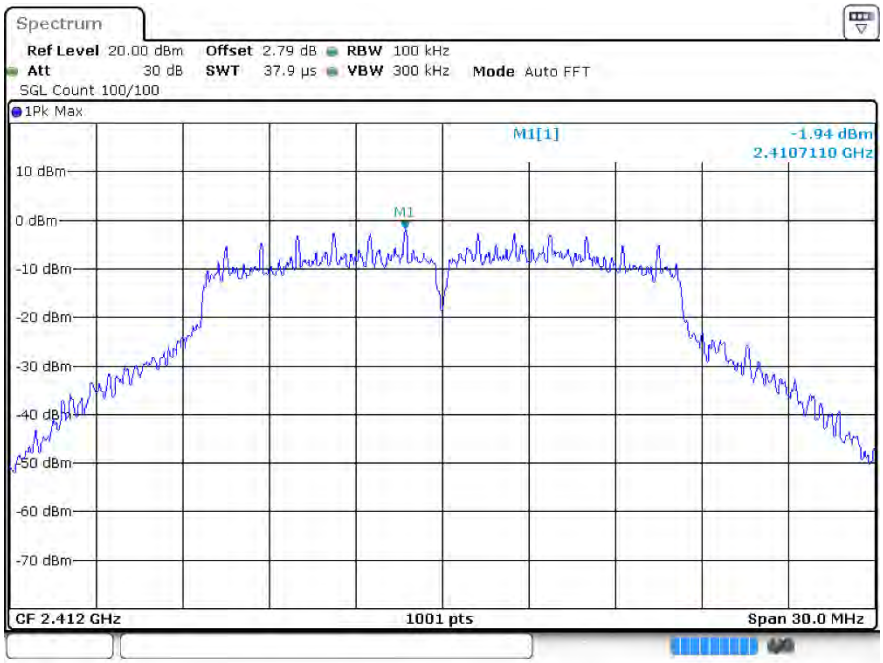

g 2412MHz Ant2 Emission

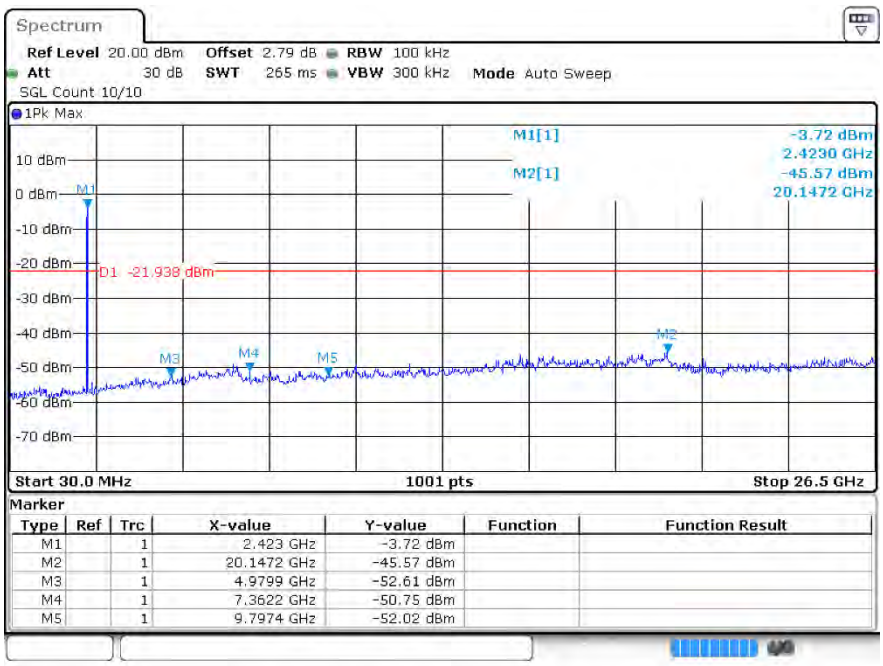

g 2437MHz Ant2 Ref

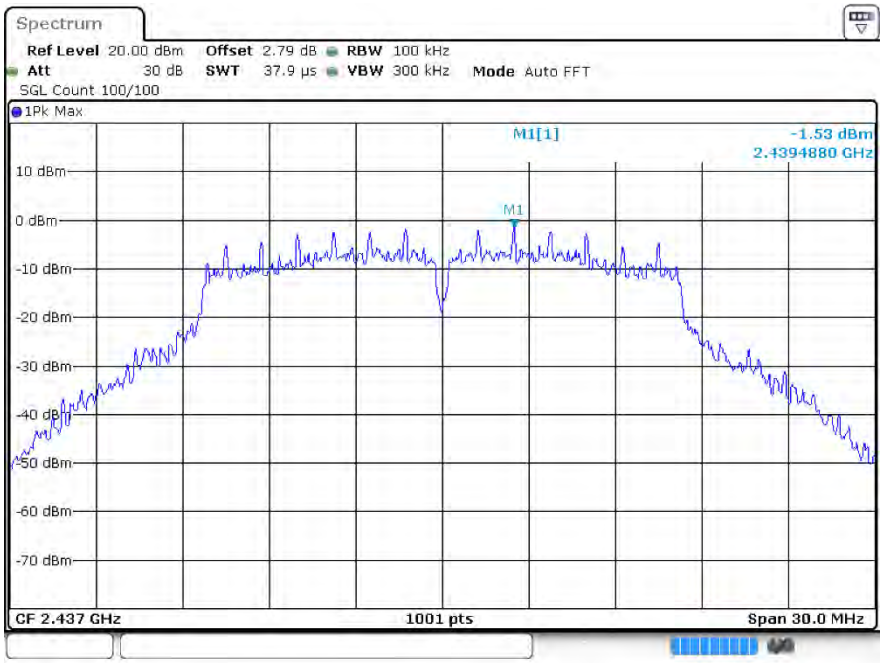

g 2437MHz Ant2 Emission

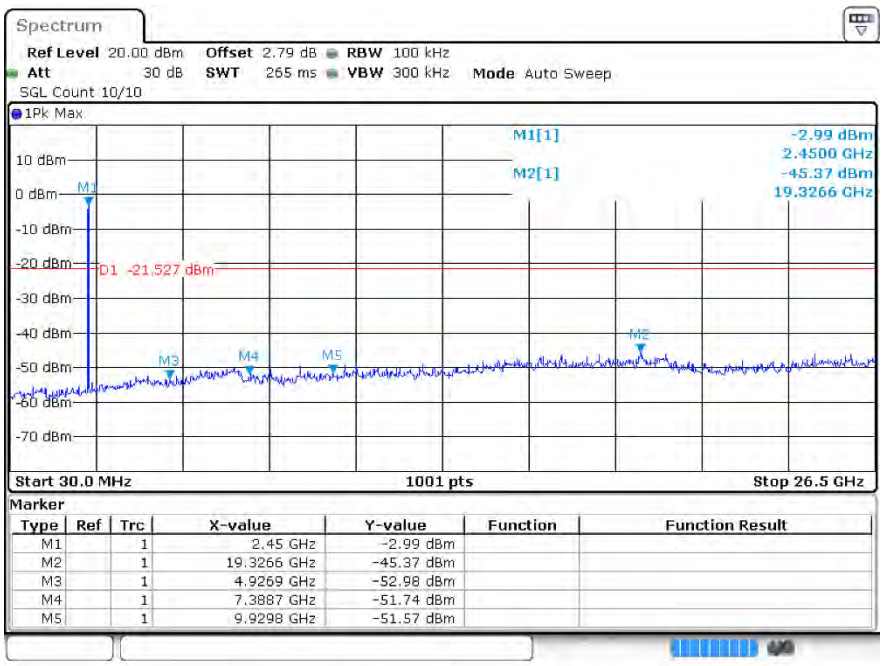

g 2462MHz Ant2 Ref

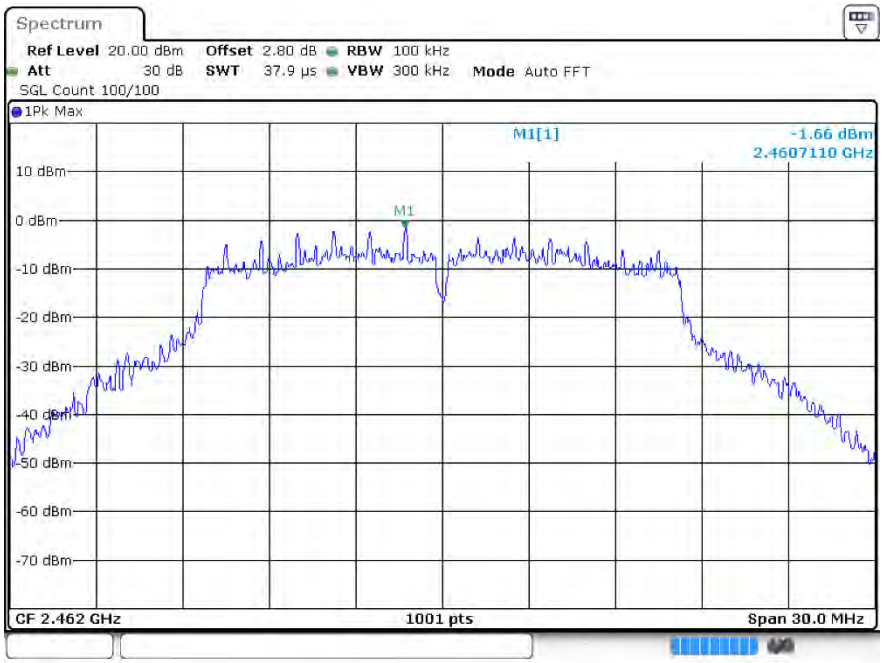

g 2462MHz Ant2 Emission

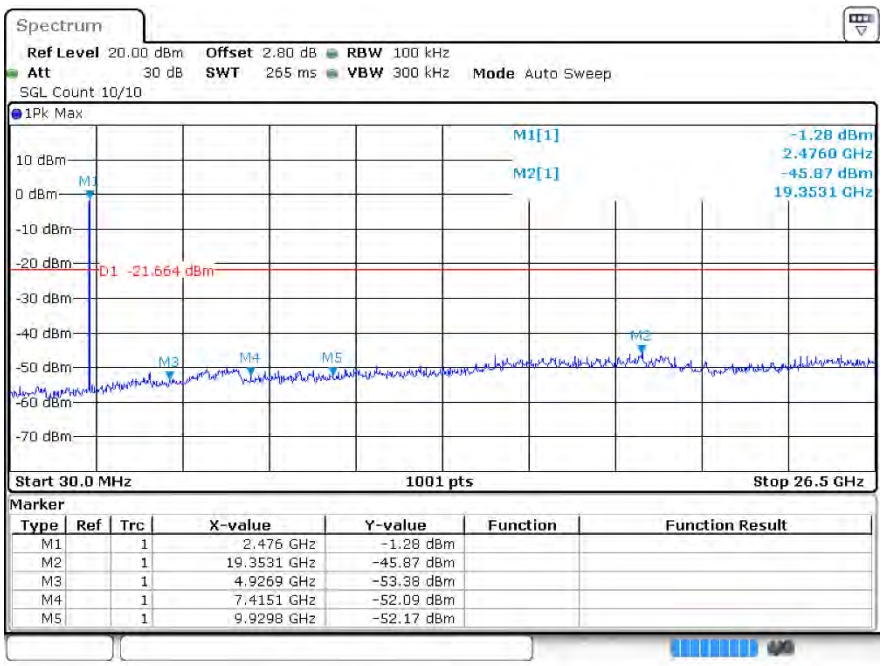

Type	Ref	Trc	X-value	Y-value	Function	Function Result
M1		1	2.476 GHz	-1.28 dBm		
M2		1	19.3531 GHz	-45.87 dBm		
M3		1	4.9269 GHz	-53.38 dBm		
M4		1	7.4151 GHz	-52.09 dBm		
M5		1	9.9298 GHz	-52.17 dBm		

n20 2412MHz Ant2 Ref

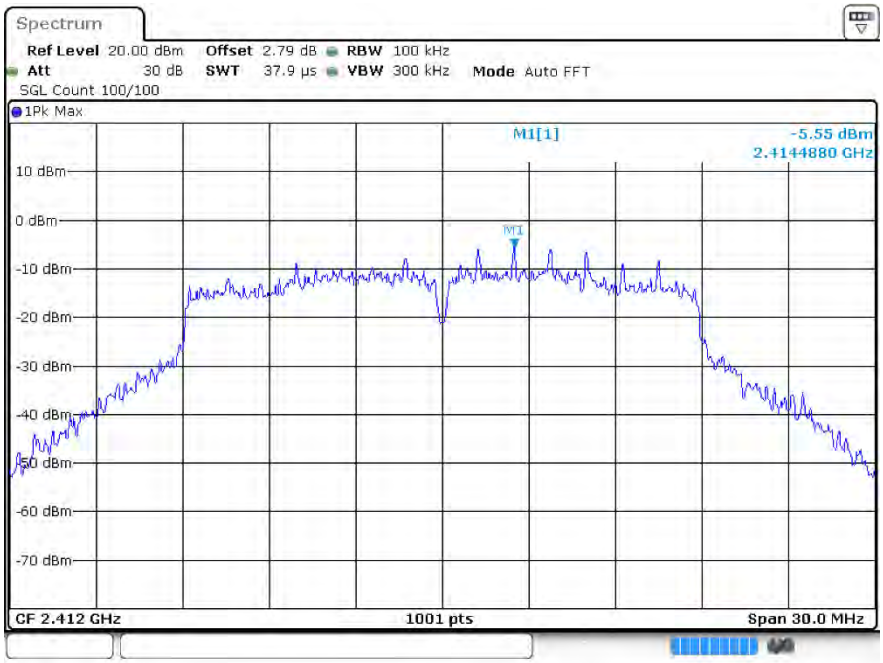

n20 2412MHz Ant2 Emission

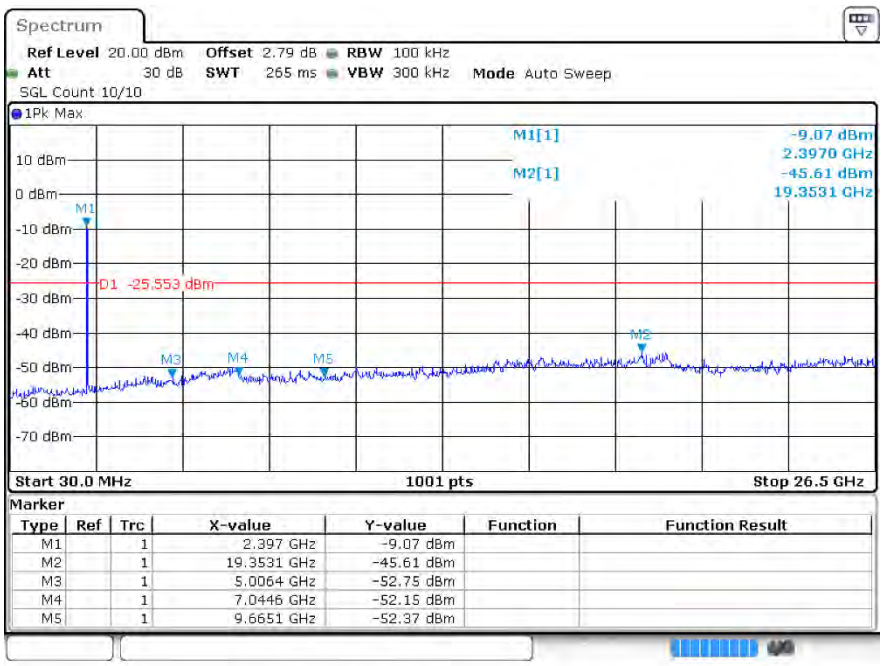

n20 2437MHz Ant2 Ref

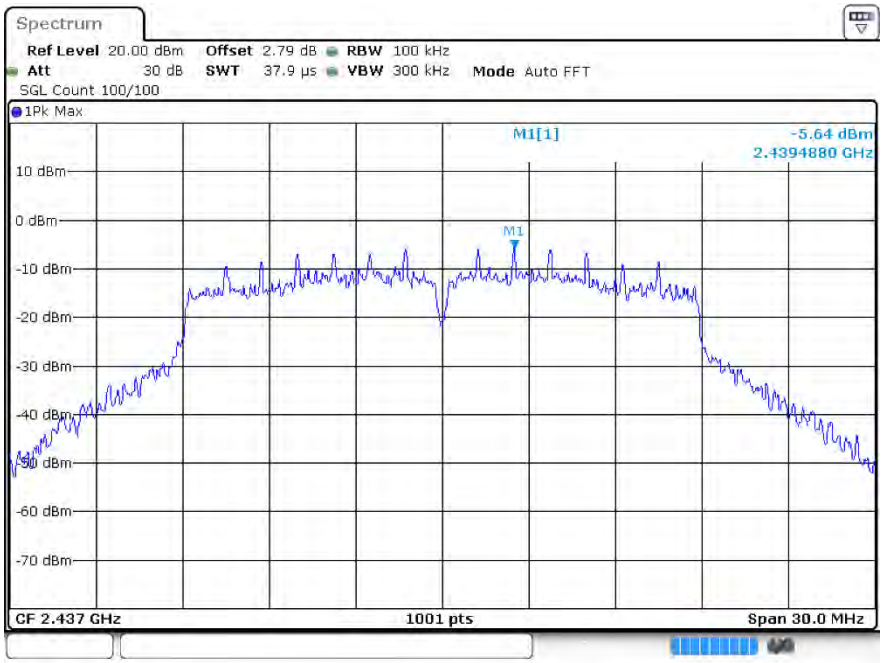

n20 2437MHz Ant2 Emission

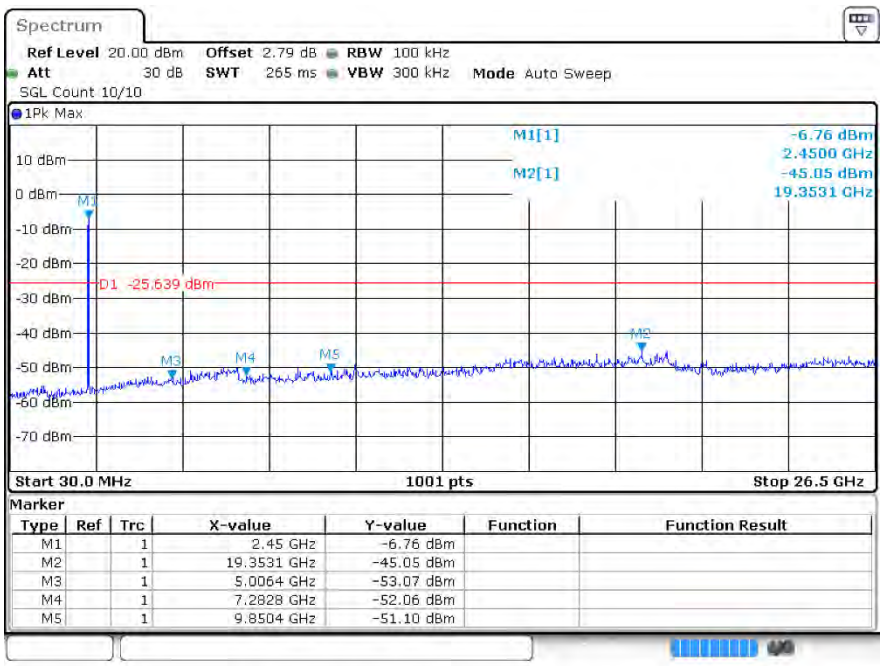

n20 2462MHz Ant2 Ref

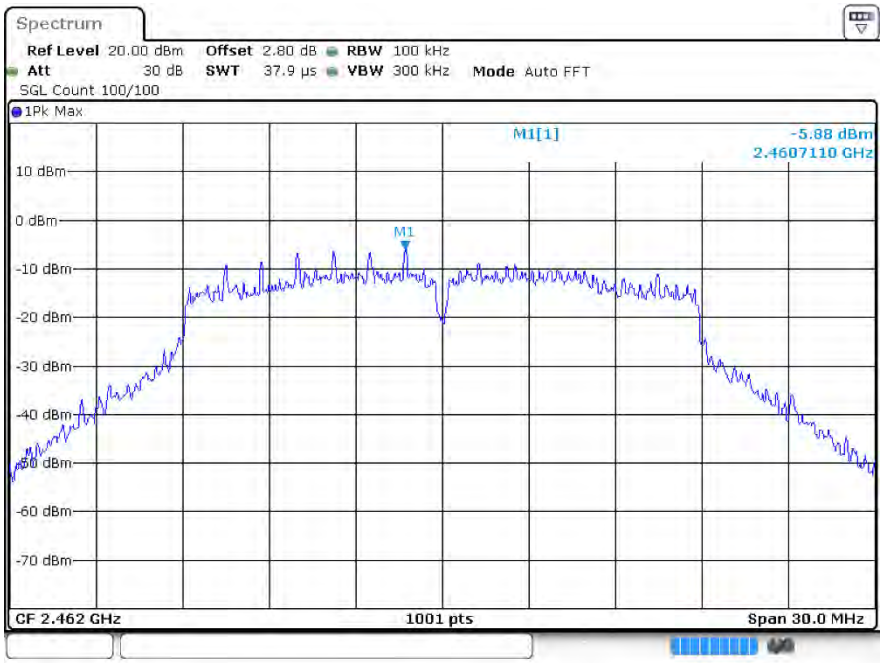

n20 2462MHz Ant2 Emission

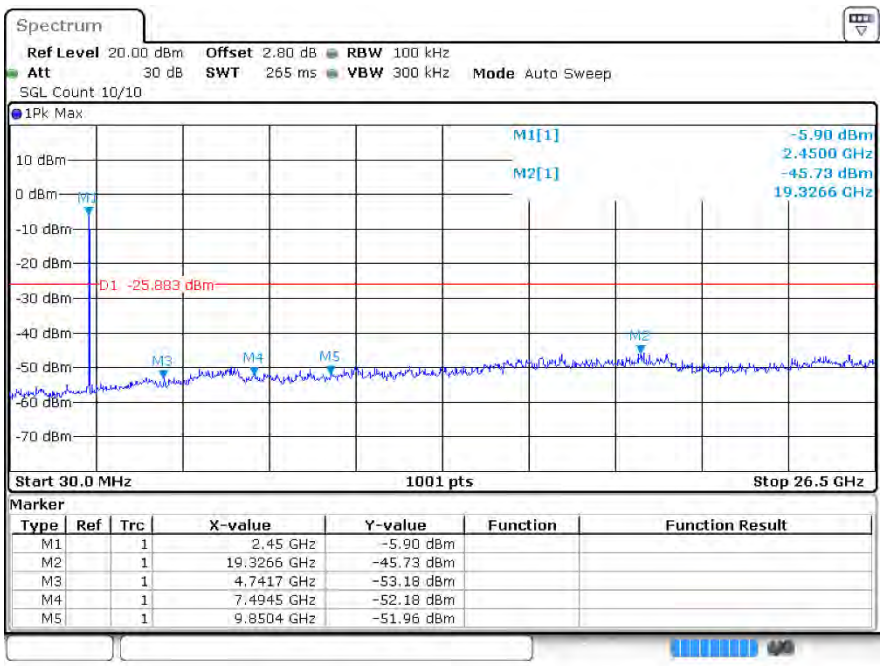

n40 2422MHz Ant2 Ref

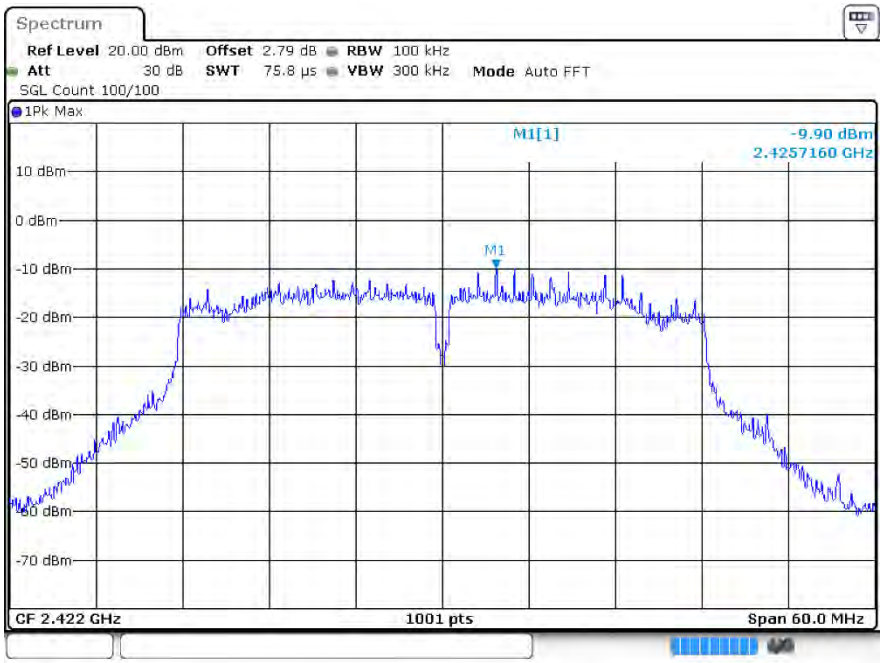

n40 2422MHz Ant2 Emission

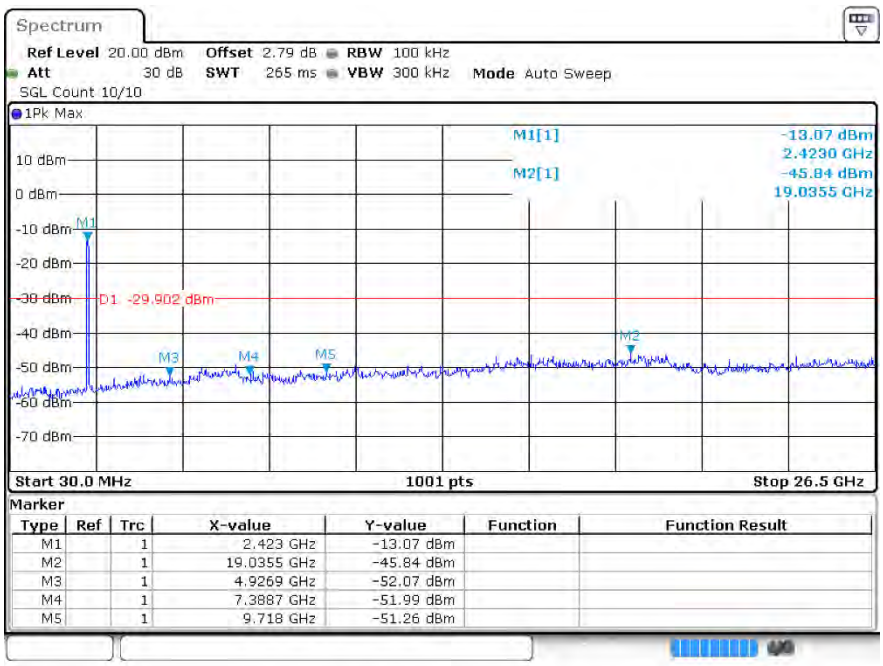

n40 2437MHz Ant2 Ref

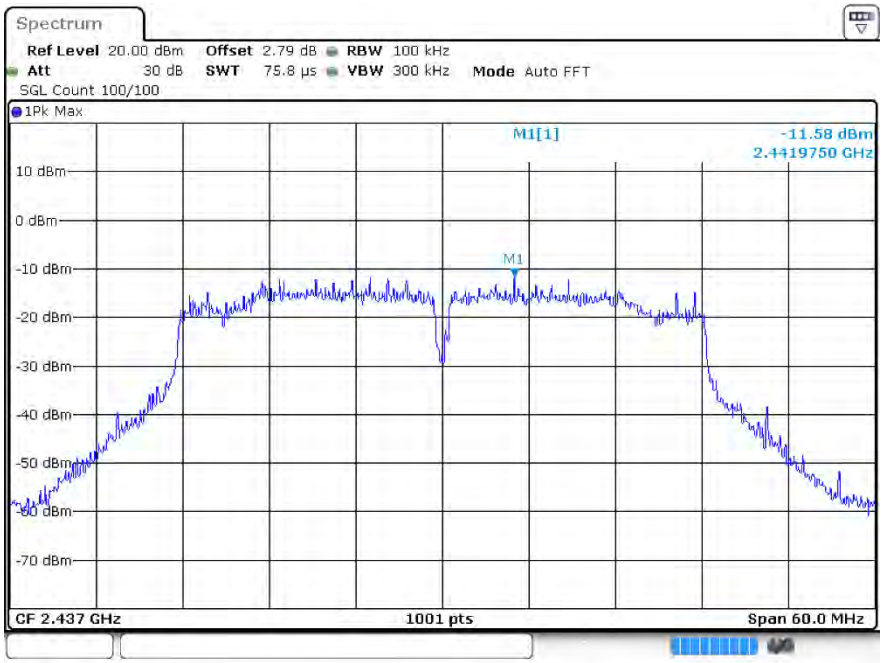

n40 2437MHz Ant2 Emission

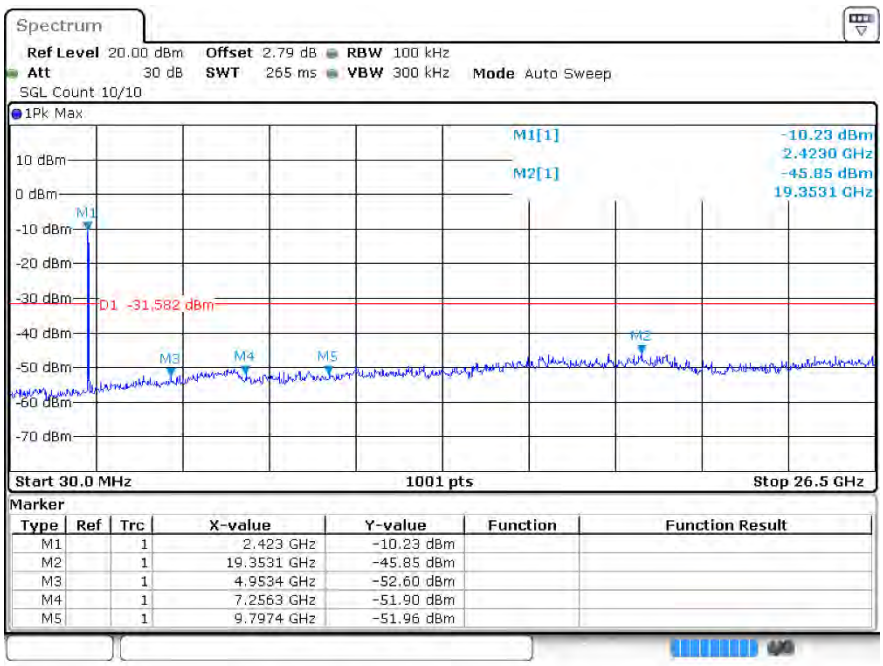

Type	Ref	Trc	X-value	Y-value	Function	Function Result
M1		1	2.423 GHz	-10.23 dBm		
M2		1	19.3531 GHz	-45.85 dBm		
M3		1	4.9534 GHz	-52.60 dBm		
M4		1	7.2563 GHz	-51.90 dBm		
M5		1	9.7974 GHz	-51.96 dBm		

n40 2452MHz Ant2 Ref

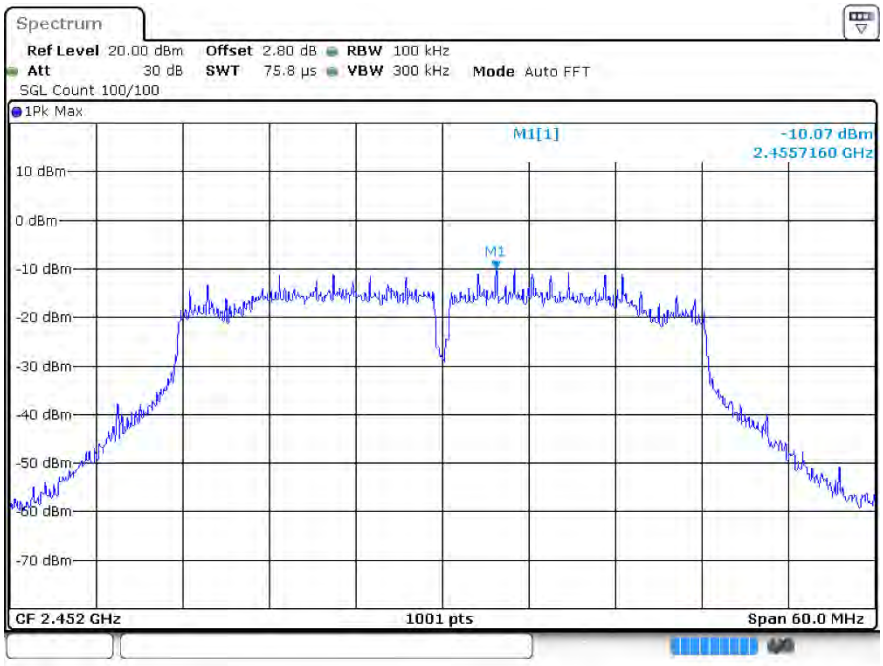

n40 2452MHz Ant2 Emission

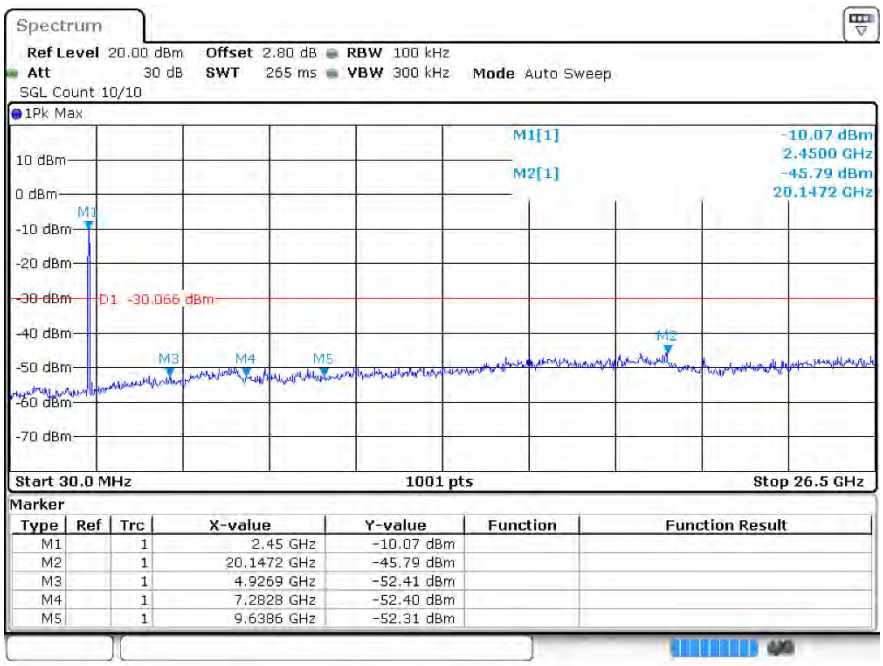

7 Restrict Band

7.1 Test Result

Mode	Frequency (MHz)	Antenna	Spur Freq (MHz)	Power (dBm)	Gain (dBi)	E (dBuV/m)	Detector	Limit (dBuV/m)	Verdict
b	2412	Ant1	2310	-46.22	4.5	53.51	Peak	74	Pass
b	2412	Ant1	2310	-56.77	4.5	42.96	Average	54	Pass
b	2412	Ant1	2386.167	-43.46	4.5	56.27	Peak	74	Pass
b	2412	Ant1	2386.167	-52.54	4.5	47.19	Average	54	Pass
b	2412	Ant1	2390	-46.4	4.5	53.33	Peak	74	Pass
b	2412	Ant1	2390	-55.33	4.5	44.4	Average	54	Pass
b	2462	Ant1	2483.5	-46.32	4.5	53.41	Peak	74	50.94
b	2462	Ant1	2483.5	-55.98	4.5	43.75	Average	54	Pass
b	2462	Ant1	2488.976	-44.3	4.5	55.43	Peak	74	Pass
b	2462	Ant1	2484.418	-55.74	4.5	43.99	Average	54	Pass
b	2462	Ant1	2500	-47.34	4.5	52.39	Peak	74	Pass
b	2462	Ant1	2500	-56.37	4.5	43.36	Average	54	Pass
g	2412	Ant1	2310	-48.44	4.5	51.29	Peak	74	Pass
g	2412	Ant1	2310	-55.35	4.5	44.38	Average	54	Pass
g	2412	Ant1	2344.515	-44.46	4.5	55.27	Peak	74	Pass
g	2412	Ant1	2340.888	-53.22	4.5	46.51	Average	54	Pass
g	2412	Ant1	2390	-47.04	4.5	52.69	Peak	74	Pass
g	2412	Ant1	2390	-54.7	4.5	45.03	Average	54	Pass
g	2462	Ant1	2483.5	-47.66	4.5	52.07	Peak	74	Pass
g	2462	Ant1	2483.5	-55.36	4.5	44.37	Average	54	Pass
g	2462	Ant1	2488.976	-45.12	4.5	54.61	Peak	74	Pass
g	2462	Ant1	2500	-54.37	4.5	45.36	Average	54	Pass
g	2462	Ant1	2500	-47.82	4.5	51.91	Peak	74	Pass
g	2462	Ant1	2500	-54.37	4.5	45.36	Average	54	Pass
n20	2412	Ant1	2310	-48.04	4.5	51.69	Peak	74	Pass
n20	2412	Ant1	2310	-56.1	4.5	43.63	Average	54	Pass
n20	2412	Ant1	2359.842	-44.61	4.5	55.12	Peak	74	Pass
n20	2412	Ant1	2337.144	-53.94	4.5	45.79	Average	54	Pass
n20	2412	Ant1	2390	-49.63	4.5	50.1	Peak	74	Pass
n20	2412	Ant1	2390	-56.15	4.5	43.58	Average	54	Pass
n20	2462	Ant1	2483.5	-46.85	4.5	52.88	Peak	74	Pass
n20	2462	Ant1	2483.5	-55.82	4.5	43.91	Average	54	Pass
n20	2462	Ant1	2488.234	-43.99	4.5	55.74	Peak	74	Pass

n20	2462	Ant1	2499.735	-55.02	4.5	44.71	Average	54	Pass
n20	2462	Ant1	2500	-45.83	4.5	53.9	Peak	74	Pass
n20	2462	Ant1	2500	-55.33	4.5	44.4	Average	54	Pass
n40	2422	Ant1	2310	-47.56	4.5	52.17	Peak	74	Pass
n40	2422	Ant1	2310	-55.54	4.5	44.19	Average	54	Pass
n40	2422	Ant1	2339.11	-44	4.5	55.73	Peak	74	Pass
n40	2422	Ant1	2339.394	-53.59	4.5	46.14	Average	54	Pass
n40	2422	Ant1	2390	-46.54	4.5	53.19	Peak	74	Pass
n40	2422	Ant1	2390	-56.06	4.5	43.67	Average	54	Pass
n40	2452	Ant1	2483.5	-47.35	4.5	52.38	Peak	74	Pass
n40	2452	Ant1	2483.5	-54.82	4.5	44.91	Average	54	Pass
n40	2452	Ant1	2489.938	-44.46	4.5	55.27	Peak	74	Pass
n40	2452	Ant1	2483.542	-54.82	4.5	44.91	Average	54	Pass
n40	2452	Ant1	2500	-47.31	4.5	52.42	Peak	74	Pass
n40	2452	Ant1	2500	-55.79	4.5	43.94	Average	54	Pass
b	2412	Ant2	2310	-47.76	4.5	51.97	Peak	74	Pass
b	2412	Ant2	2310	-56.95	4.5	42.78	Average	54	Pass
b	2412	Ant2	2337.027	-43.87	4.5	55.86	Peak	74	Pass
b	2412	Ant2	2386.05	-54.9	4.5	44.83	Average	54	Pass
b	2412	Ant2	2390	-46.96	4.5	52.77	Peak	74	Pass
b	2412	Ant2	2390	-56	4.5	43.73	Average	54	Pass
b	2462	Ant2	2483.5	-46.97	4.5	52.76	Peak	74	50.29
b	2462	Ant2	2483.5	-55.83	4.5	43.9	Average	54	Pass
b	2462	Ant2	2486.061	-43.59	4.5	56.14	Peak	74	Pass
b	2462	Ant2	2483.994	-55.64	4.5	44.09	Average	54	Pass
b	2462	Ant2	2500	-46.81	4.5	52.92	Peak	74	Pass
b	2462	Ant2	2500	-56.27	4.5	43.46	Average	54	Pass
g	2412	Ant2	2310	-47.87	4.5	51.86	Peak	74	Pass
g	2412	Ant2	2310	-55.42	4.5	44.31	Average	54	Pass
g	2412	Ant2	2342.175	-44.92	4.5	54.81	Peak	74	Pass
g	2412	Ant2	2337.378	-53.34	4.5	46.39	Average	54	Pass
g	2412	Ant2	2390	-48.67	4.5	51.06	Peak	74	Pass
g	2412	Ant2	2390	-55.75	4.5	43.98	Average	54	Pass
g	2462	Ant2	2483.5	-46	4.5	53.73	Peak	74	Pass
g	2462	Ant2	2483.5	-54.64	4.5	45.09	Average	54	Pass
g	2462	Ant2	2486.061	-45.1	4.5	54.63	Peak	74	Pass
g	2462	Ant2	2489.824	-54.51	4.5	45.22	Average	54	Pass
g	2462	Ant2	2500	-45.37	4.5	54.36	Peak	74	Pass
g	2462	Ant2	2500	-55.45	4.5	44.28	Average	54	Pass
n20	2412	Ant2	2310	-48.28	4.5	51.45	Peak	74	Pass
n20	2412	Ant2	2310	-56.02	4.5	43.71	Average	54	Pass
n20	2412	Ant2	2336.676	-44.69	4.5	55.04	Peak	74	Pass
n20	2412	Ant2	2337.612	-53.93	4.5	45.8	Average	54	Pass

n20	2412	Ant2	2390	-48.26	4.5	51.47	Peak	74	Pass
n20	2412	Ant2	2390	-56.31	4.5	43.42	Average	54	Pass
n20	2462	Ant2	2483.5	-47.93	4.5	51.8	Peak	74	Pass
n20	2462	Ant2	2483.5	-55.47	4.5	44.26	Average	54	Pass
n20	2462	Ant2	2495.442	-45.09	4.5	54.64	Peak	74	Pass
n20	2462	Ant2	2487.704	-54.87	4.5	44.86	Average	54	Pass
n20	2462	Ant2	2500	-47.6	4.5	52.13	Peak	74	Pass
n20	2462	Ant2	2500	-55.35	4.5	44.38	Average	54	Pass
n40	2422	Ant2	2310	-47.41	4.5	52.32	Peak	74	Pass
n40	2422	Ant2	2310	-55.37	4.5	44.36	Average	54	Pass
n40	2422	Ant2	2339.394	-43.56	4.5	53.88	Peak	74	Pass
n40	2422	Ant2	2340.104	-53.32	4.5	46.79	Average	54	Pass
n40	2422	Ant2	2390	-47.28	4.5	55.62	Peak	74	Pass
n40	2422	Ant2	2390	-55.52	4.5	46.01	Average	54	Pass
n40	2452	Ant2	2483.5	-47.33	4.5	56.02	Peak	74	Pass
n40	2452	Ant2	2483.5	-55.12	4.5	46.74	Average	54	Pass
n40	2452	Ant2	2489.392	-44.91	4.5	55.46	Peak	74	Pass
n40	2452	Ant2	2492.2	-54.86	4.5	46.19	Average	54	Pass
n40	2452	Ant2	2500	-47.93	4.5	53.88	Peak	74	Pass
n40	2452	Ant2	2500	-55.48	4.5	46.79	Average	54	Pass

MIMO

n20	2412	MIMO	2310	-45.15	7.52	57.60	Peak	74	Pass
n20	2412	MIMO	2310	-53.05	4.5	49.70	Average	54	Pass
n20	2412	MIMO	2359.842	-41.64	4.5	61.11	Peak	74	Pass
n20	2412	MIMO	2337.144	-50.92	4.5	51.83	Average	54	Pass
n20	2412	MIMO	2390	-45.88	4.5	56.87	Peak	74	Pass
n20	2412	MIMO	2390	-53.22	4.5	49.53	Average	54	Pass
n20	2462	MIMO	2483.5	-44.35	4.5	58.40	Peak	74	Pass
n20	2462	MIMO	2483.5	-52.63	4.5	50.12	Average	54	Pass
n20	2462	MIMO	2488.234	-41.49	4.5	61.26	Peak	74	Pass
n20	2462	MIMO	2499.735	-51.93	4.5	50.82	Average	54	Pass
n20	2462	MIMO	2500	-43.62	4.5	59.13	Peak	74	Pass
n20	2462	MIMO	2500	-52.33	4.5	50.42	Average	54	Pass
n40	2422	MIMO	2310	-44.47	4.5	58.28	Peak	74	Pass
n40	2422	MIMO	2310	-52.44	4.5	50.31	Average	54	Pass
n40	2422	MIMO	2339.11	-40.76	4.5	61.99	Peak	74	Pass
n40	2422	MIMO	2339.394	-50.44	4.5	52.31	Average	54	Pass
n40	2422	MIMO	2390	-43.88	4.5	58.87	Peak	74	Pass
n40	2422	MIMO	2390	-52.77	4.5	49.98	Average	54	Pass
n40	2452	MIMO	2483.5	-44.33	4.5	58.42	Peak	74	Pass
n40	2452	MIMO	2483.5	-51.96	4.5	50.79	Average	54	Pass
n40	2452	MIMO	2489.938	-41.67	4.5	61.08	Peak	74	Pass

n40	2452	MIMO	2483.542	-51.83	4.5	50.92	Average	54	Pass
n40	2452	MIMO	2500	-44.60	4.5	58.15	Peak	74	Pass
n40	2452	MIMO	2500	-52.62	4.5	50.13	Average	54	Pass

7.2 Test Graphs

Test Graphs

b 2412MHz Ant1 Peak

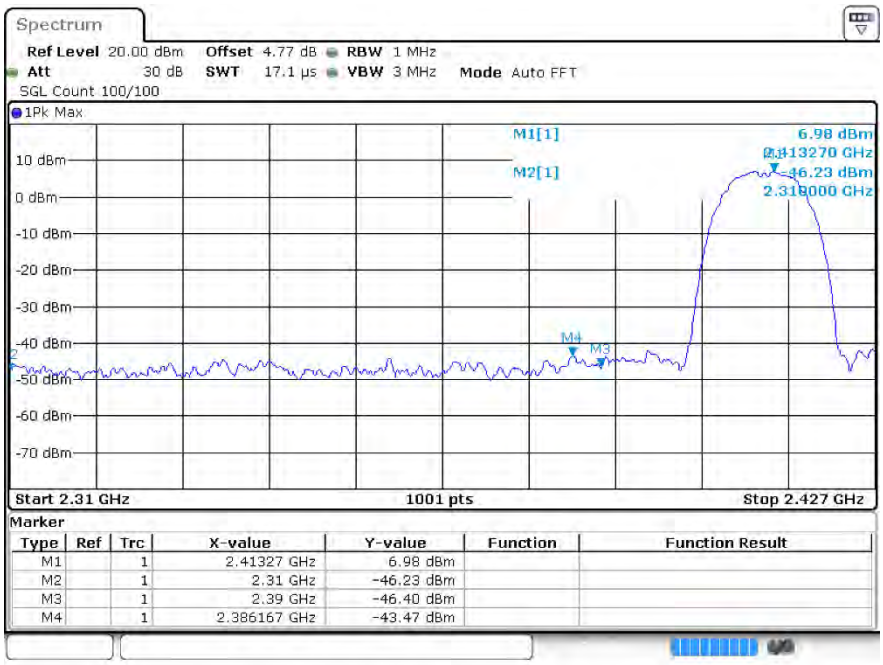

b 2412MHz Ant1 Average

b 2462MHz Ant1 Peak

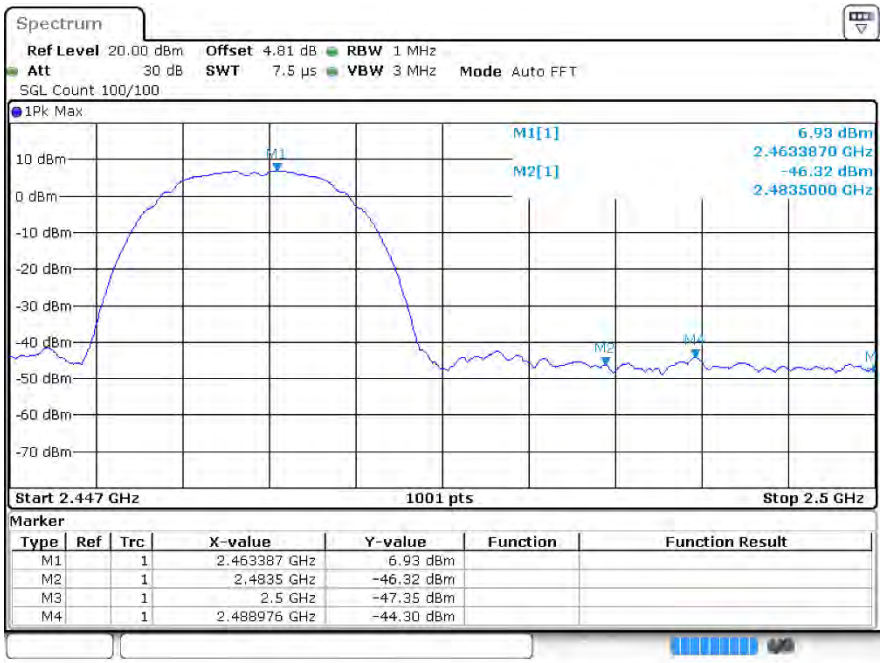

b 2462MHz Ant1 Average

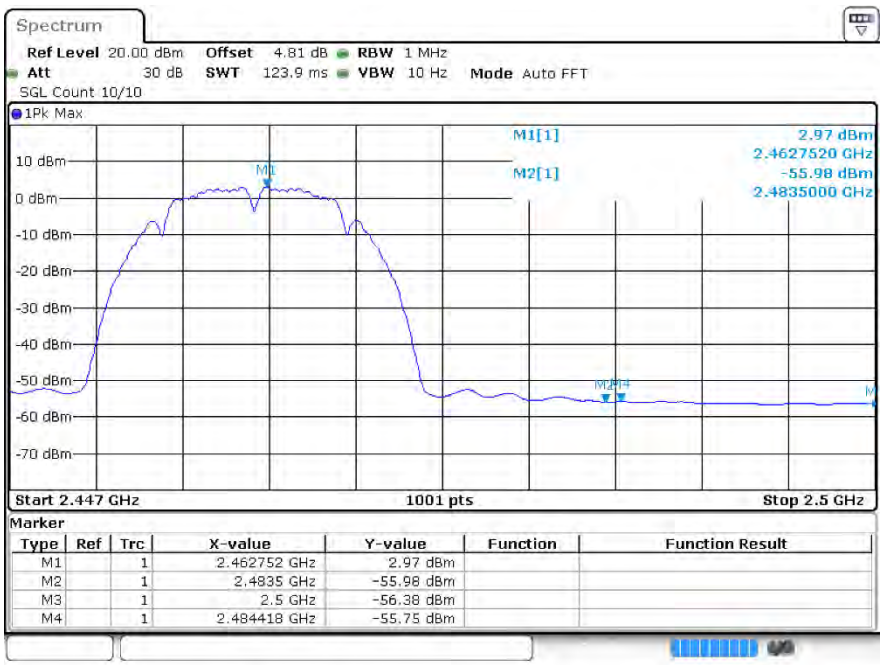

g 2412MHz Ant1 Peak

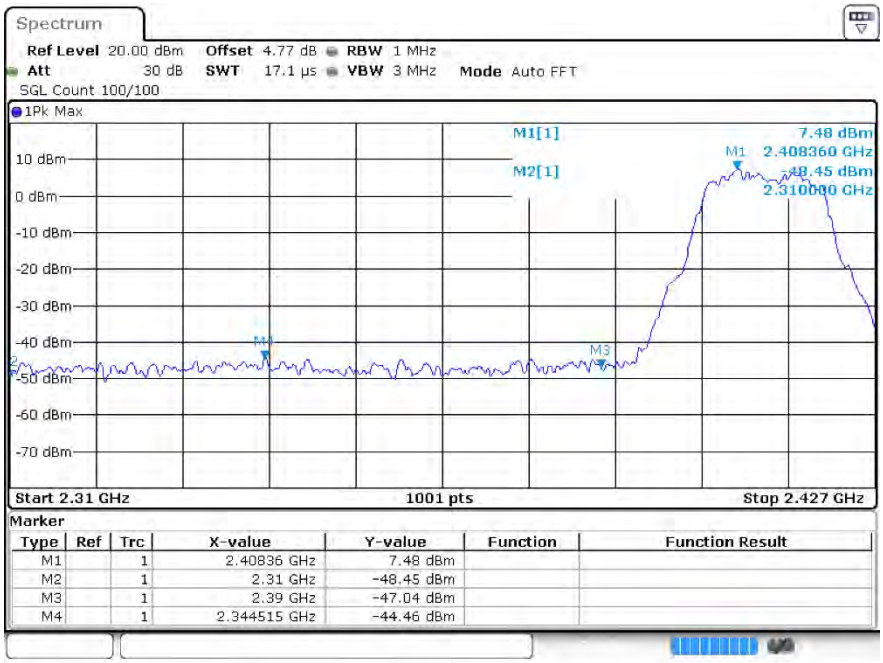

g 2412MHz Ant1 Average

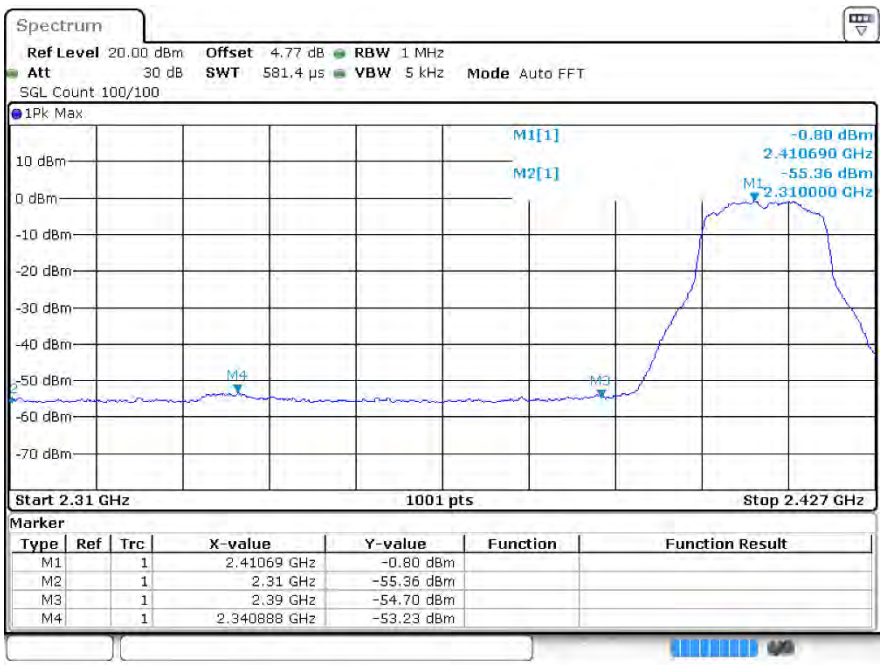

g 2462MHz Ant1 Peak

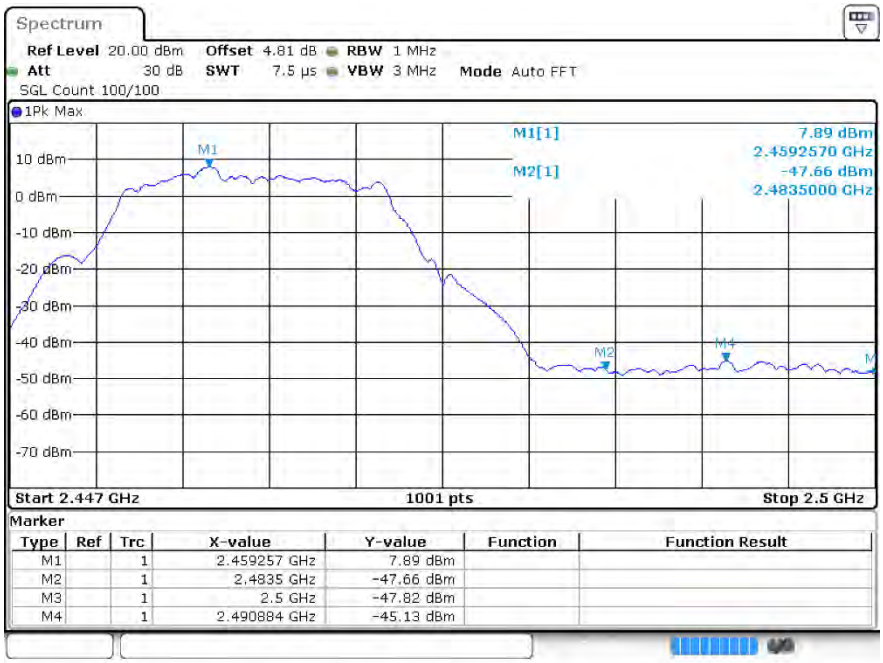

g 2462MHz Ant1 Average

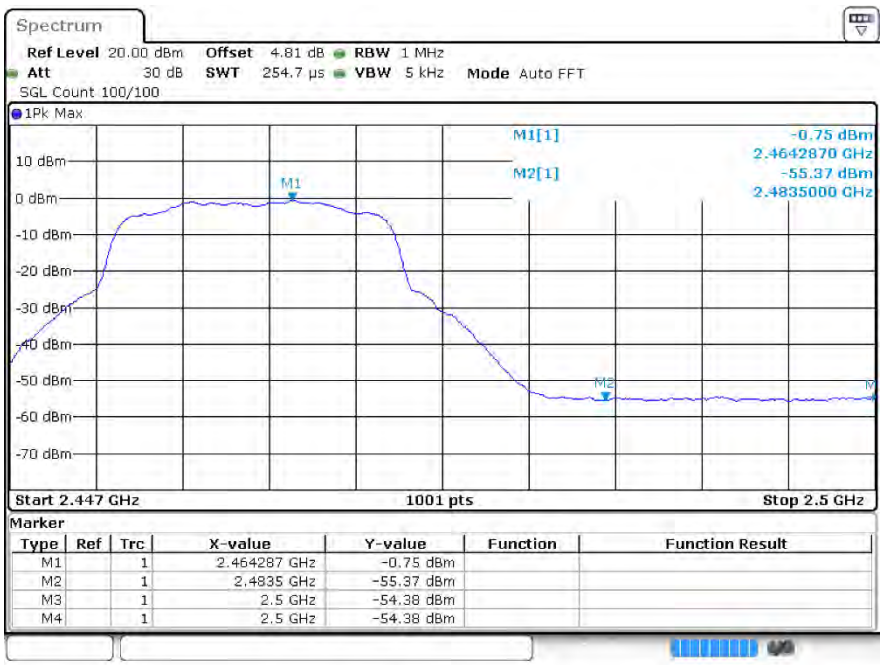

n20 2412MHz Ant1 Peak

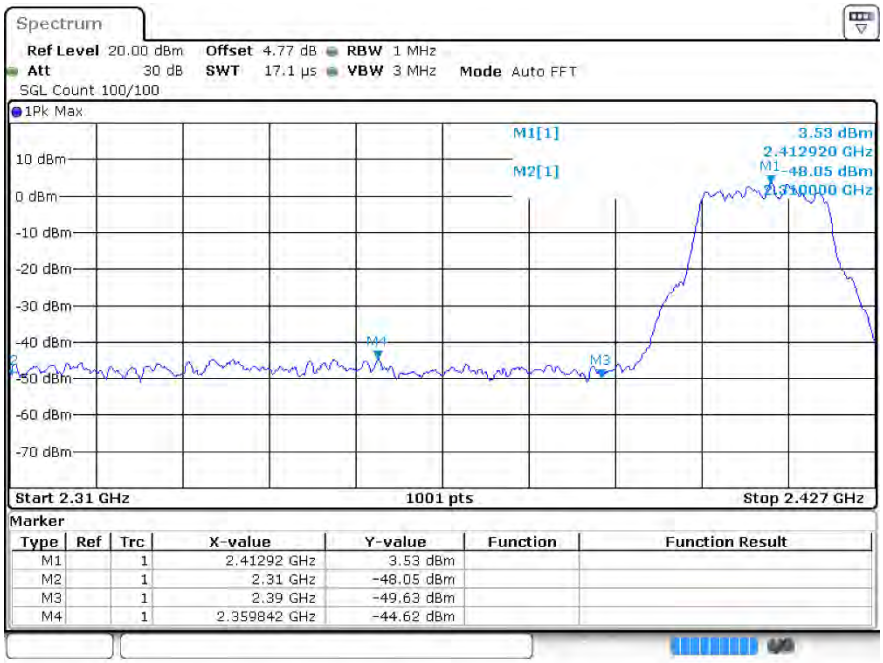

n20 2412MHz Ant1 Average

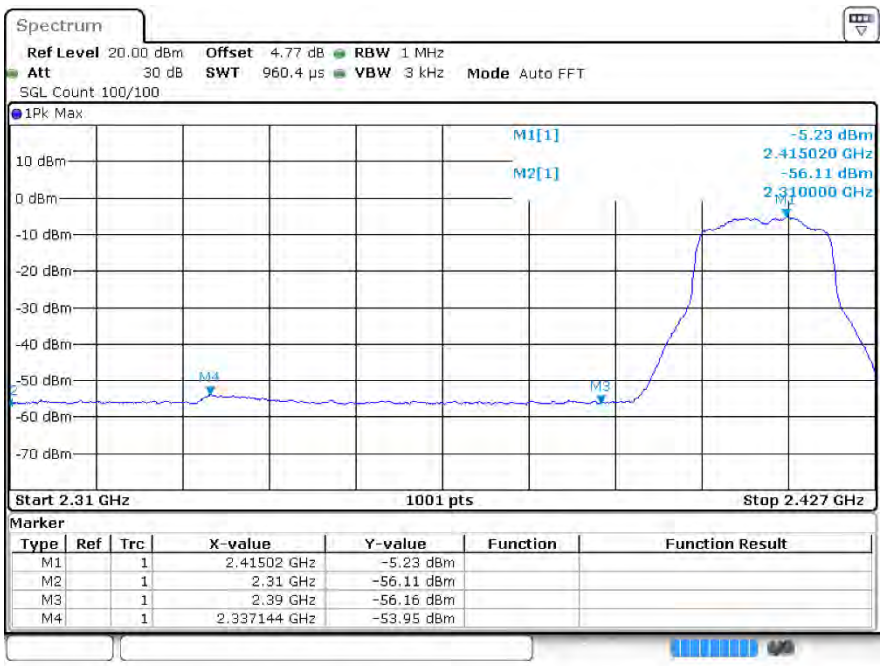

n20 2462MHz Ant1 Peak

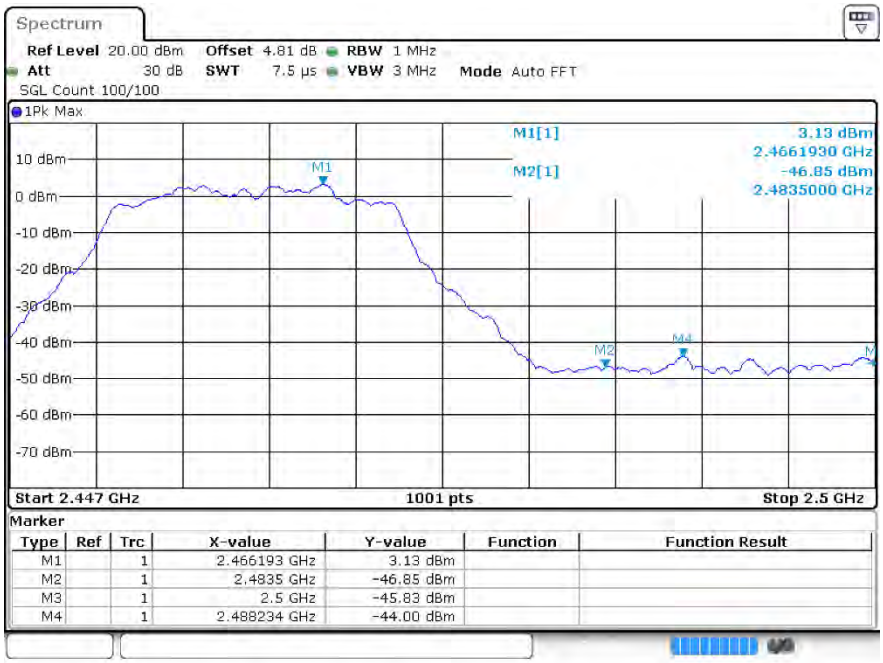

n20 2462MHz Ant1 Average

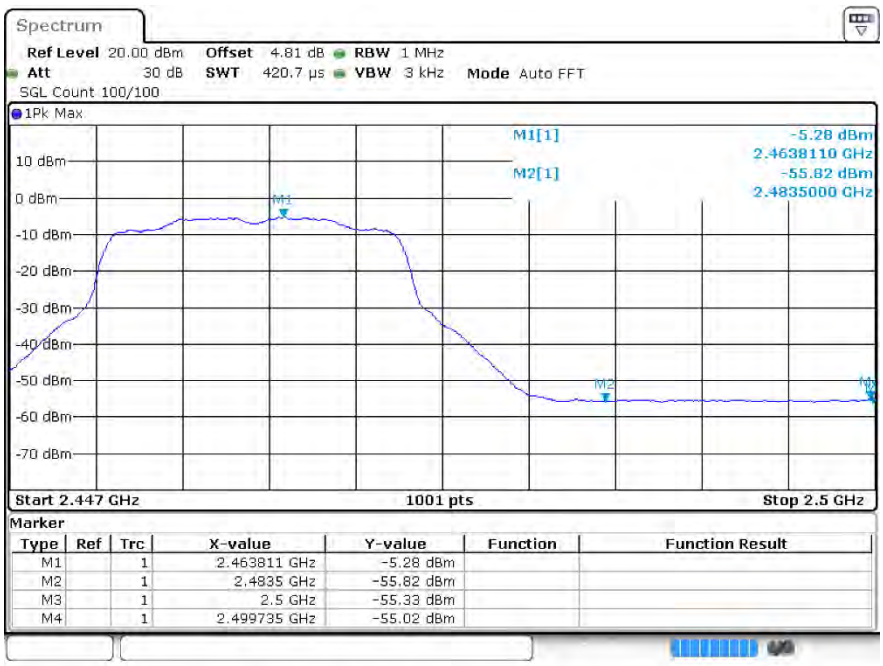

n40 2422MHz Ant1 Peak

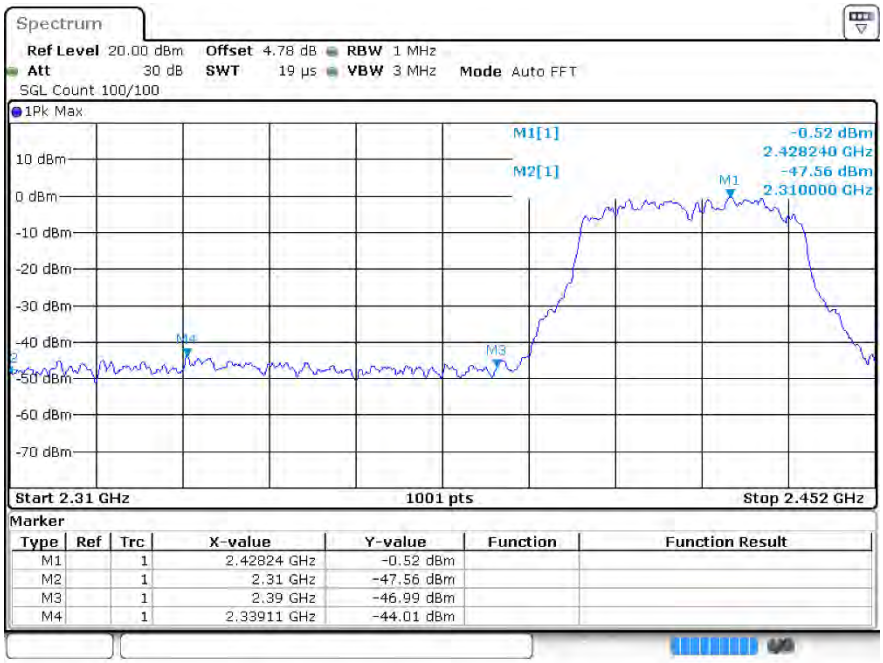

n40 2422MHz Ant1 Average

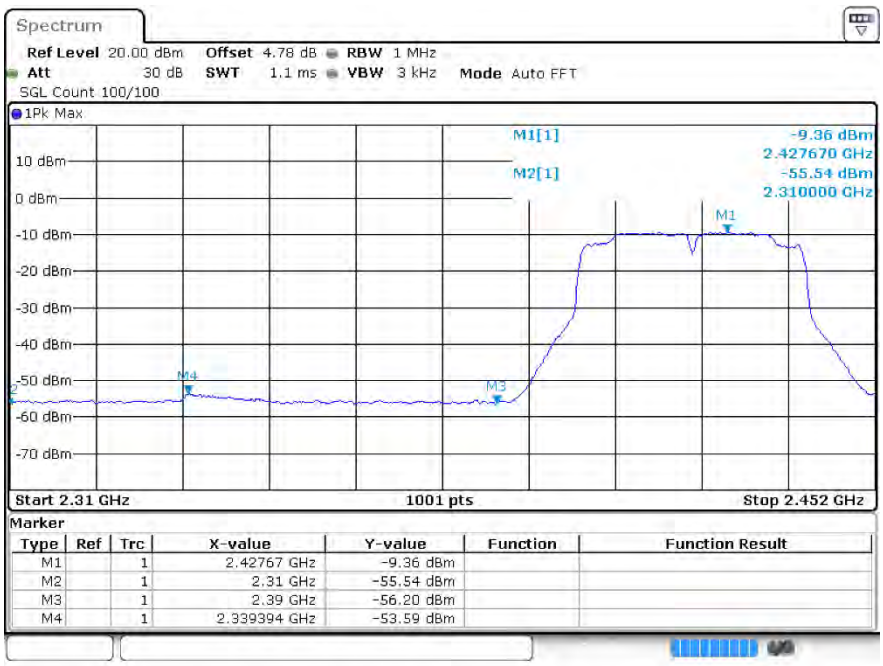

n40 2452MHz Ant1 Peak

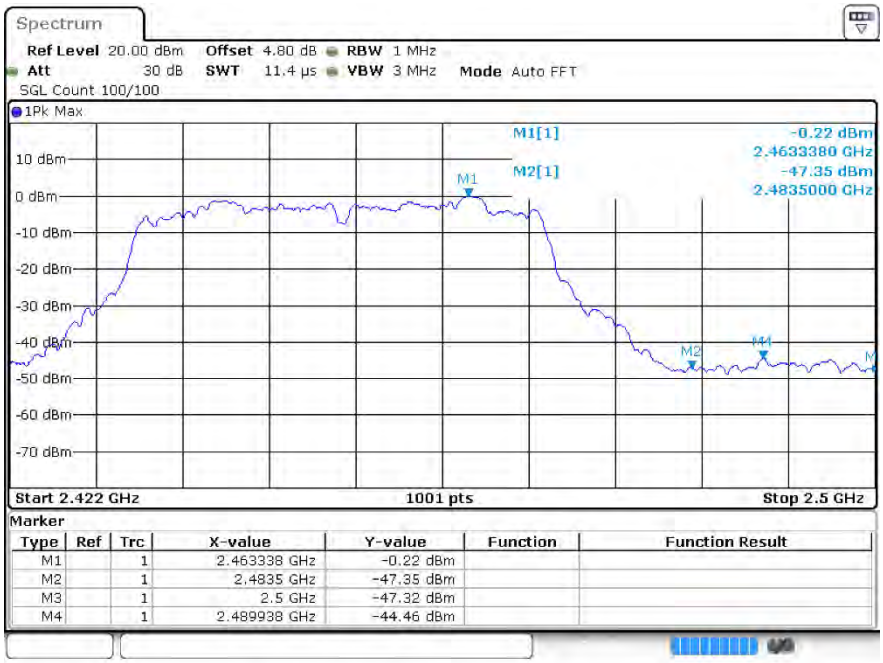

n40 2452MHz Ant1 Average

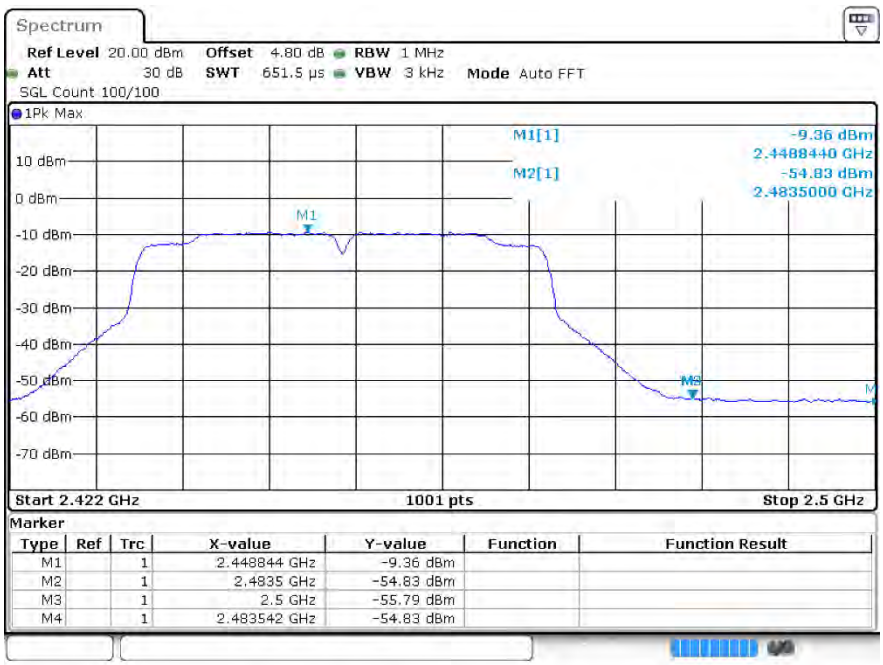

b 2412MHz Ant2 Peak

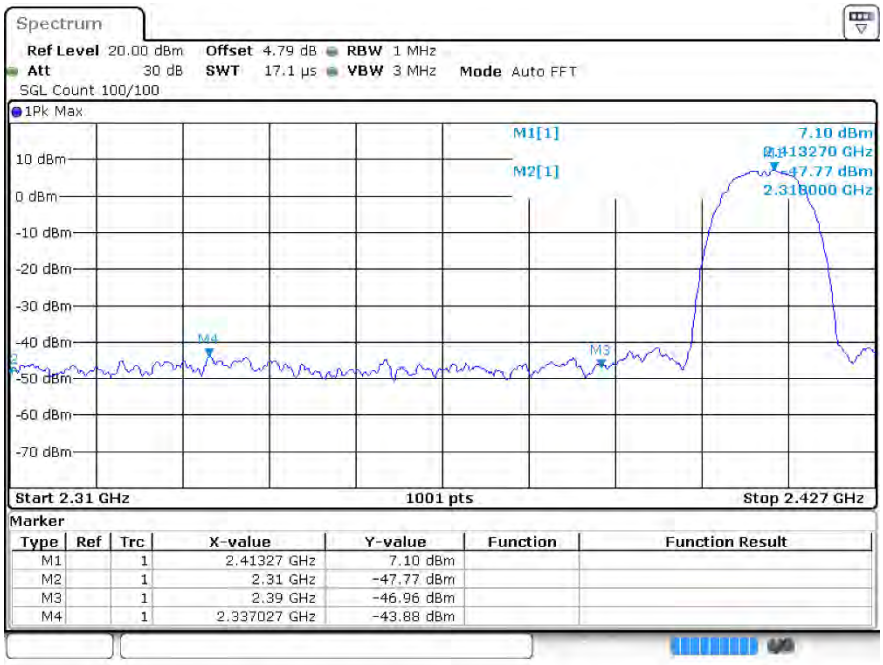

b 2412MHz Ant2 Average

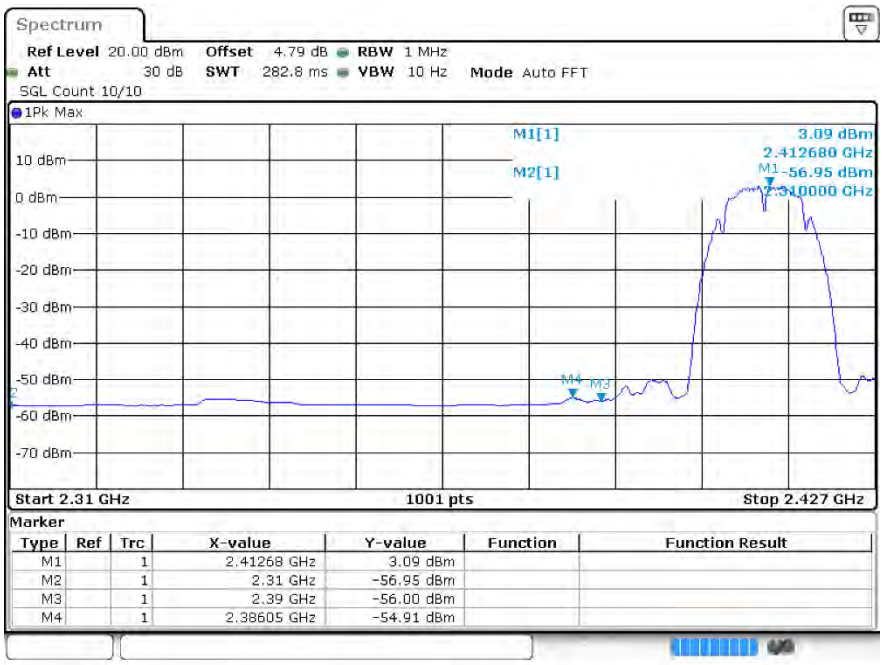

b 2462MHz Ant2 Peak

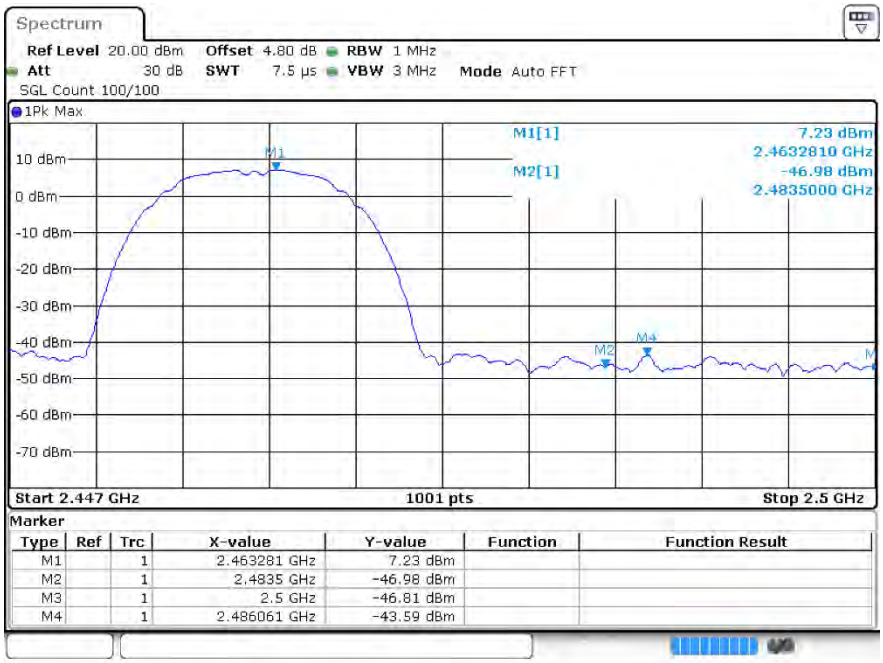

b 2462MHz Ant2 Average

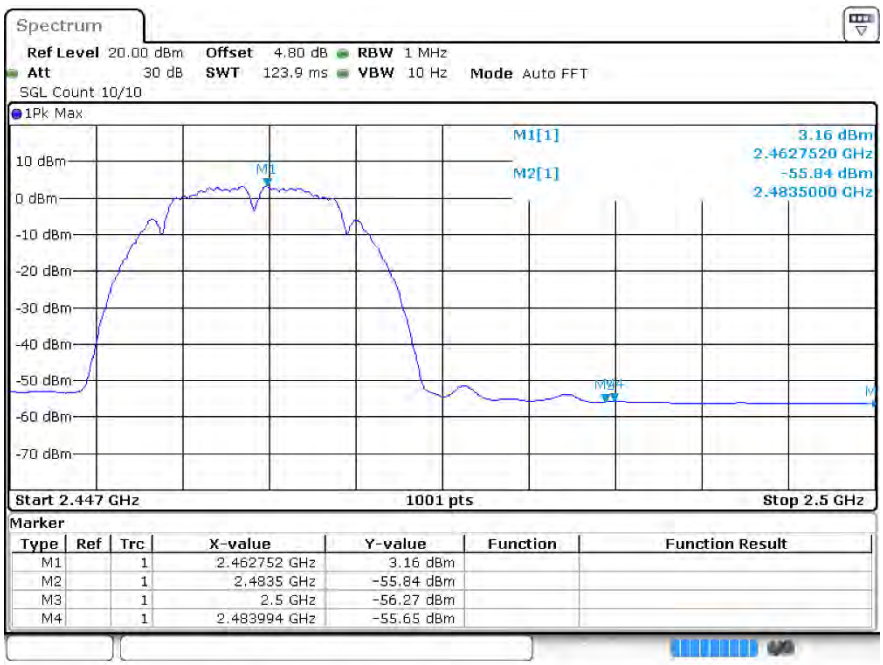

g 2412MHz Ant2 Peak

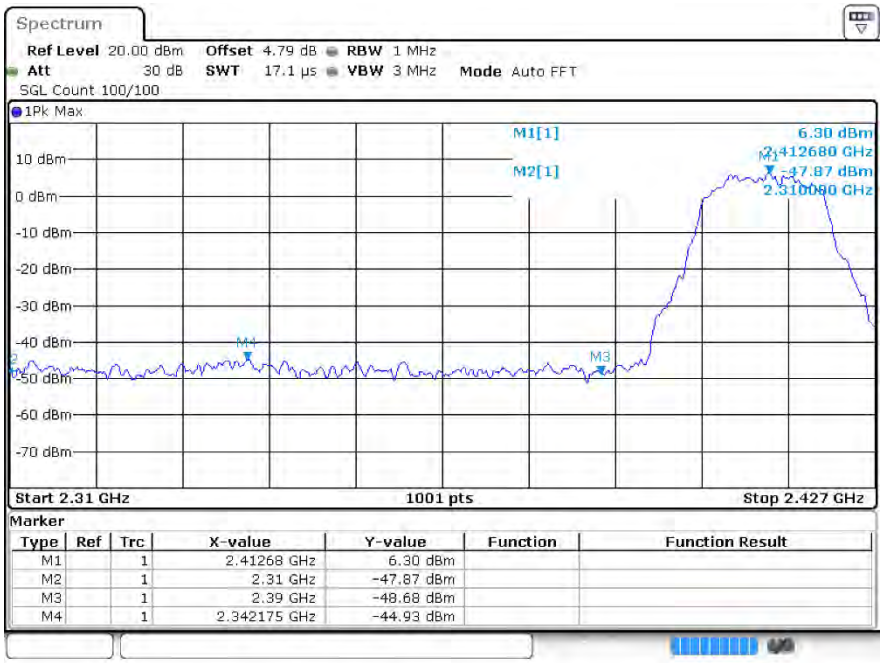

g 2412MHz Ant2 Average

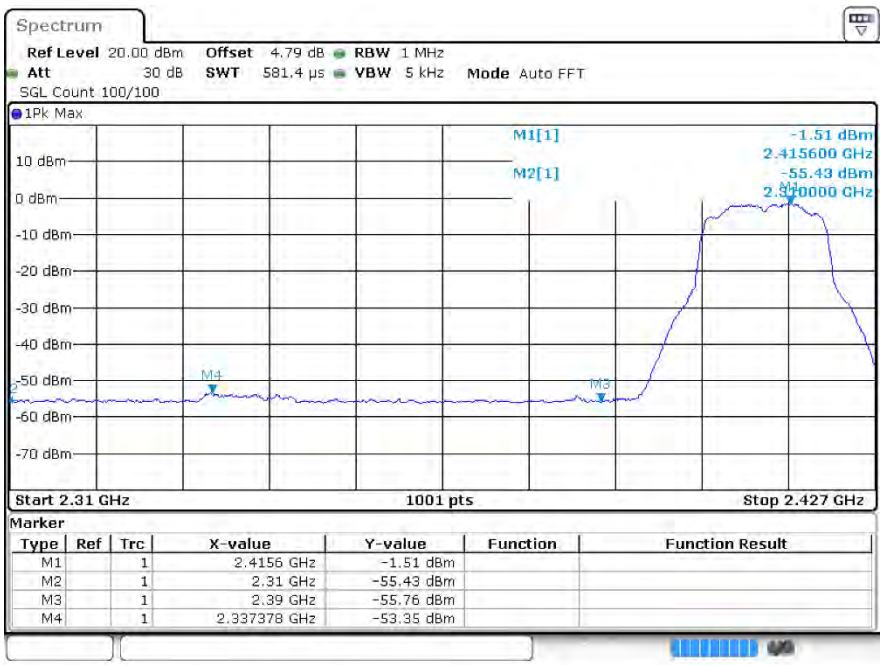

g 2462MHz Ant2 Peak

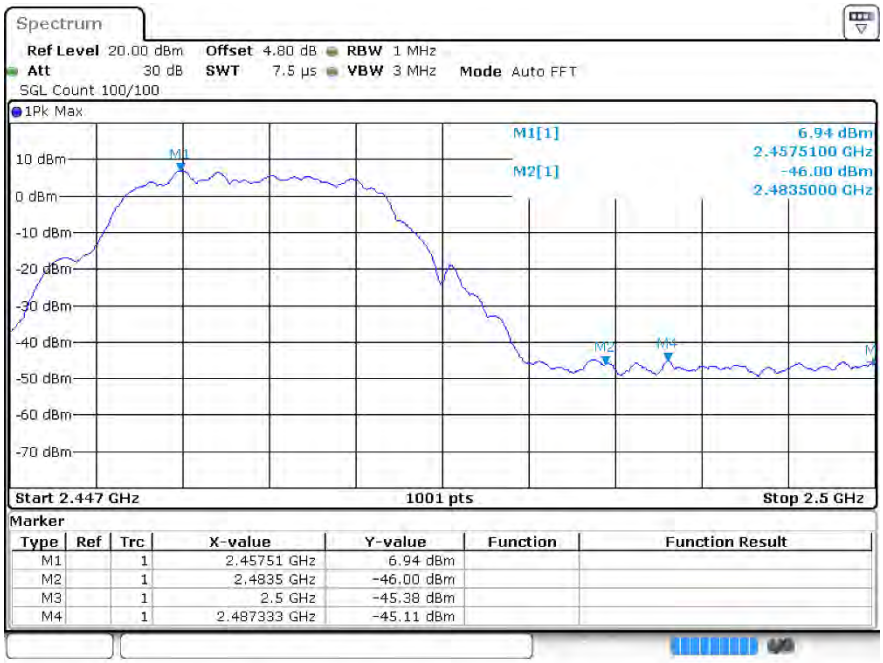

g 2462MHz Ant2 Average

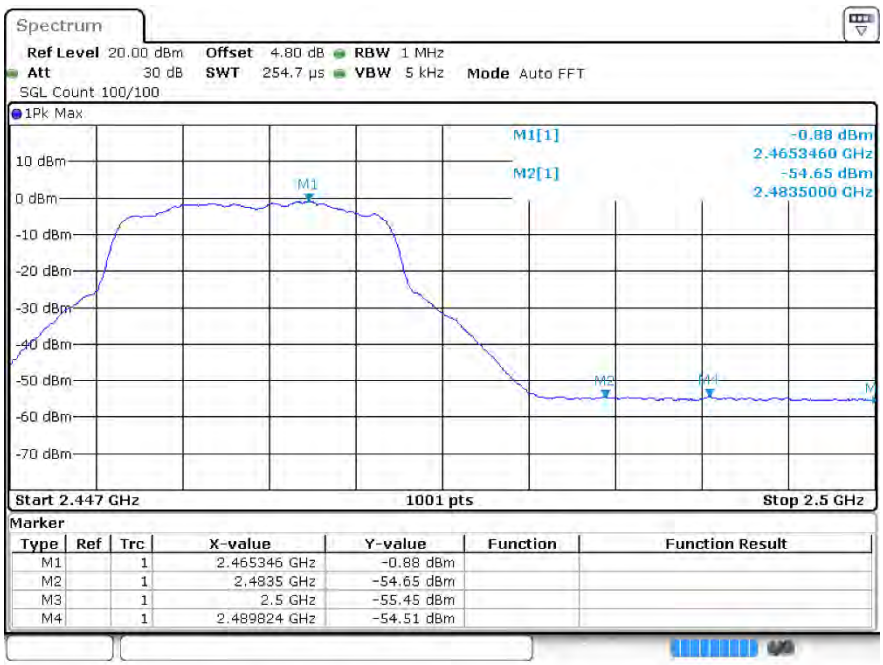

n20 2412MHz Ant2 Peak

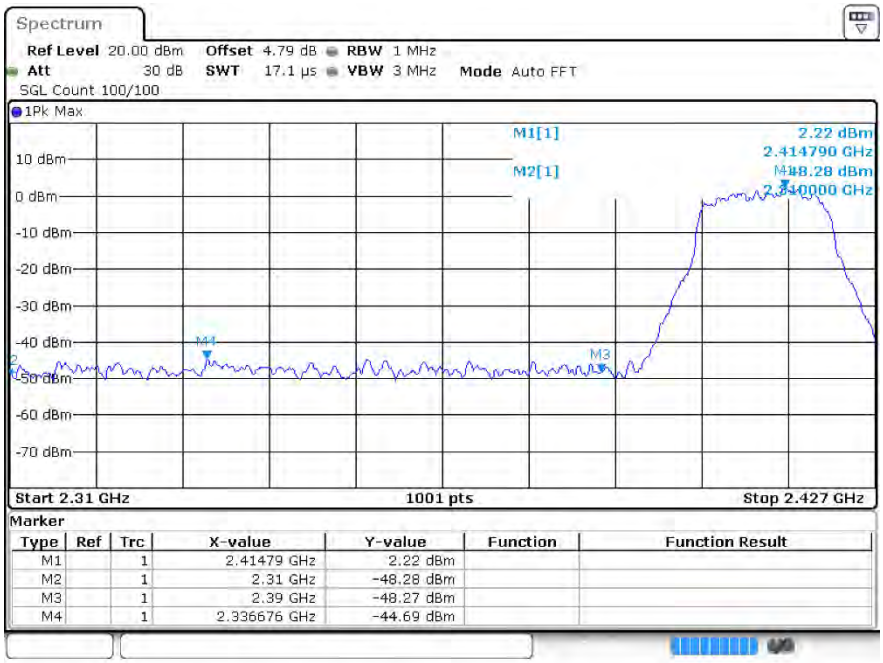

n20 2412MHz Ant2 Average

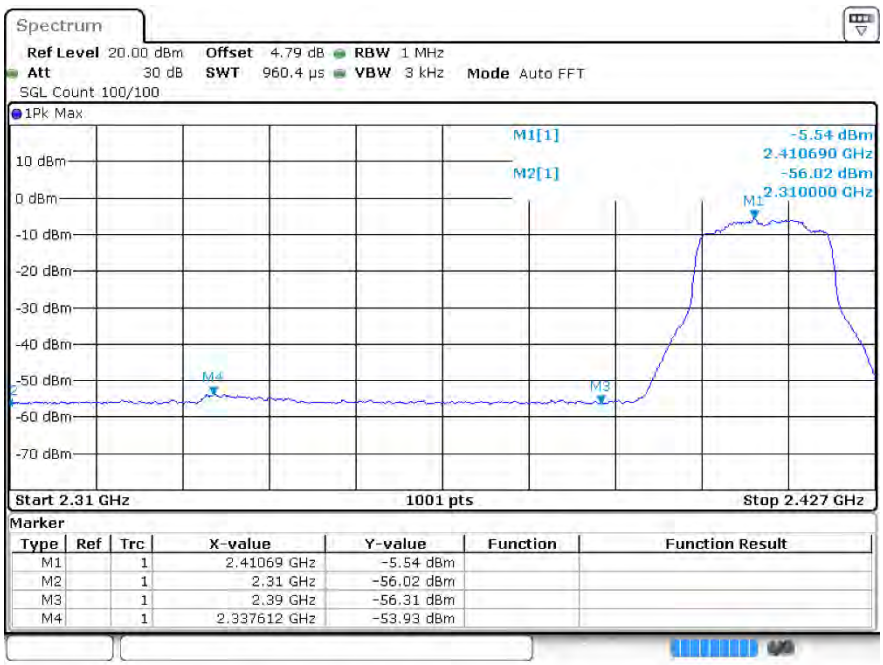

n20 2462MHz Ant2 Peak

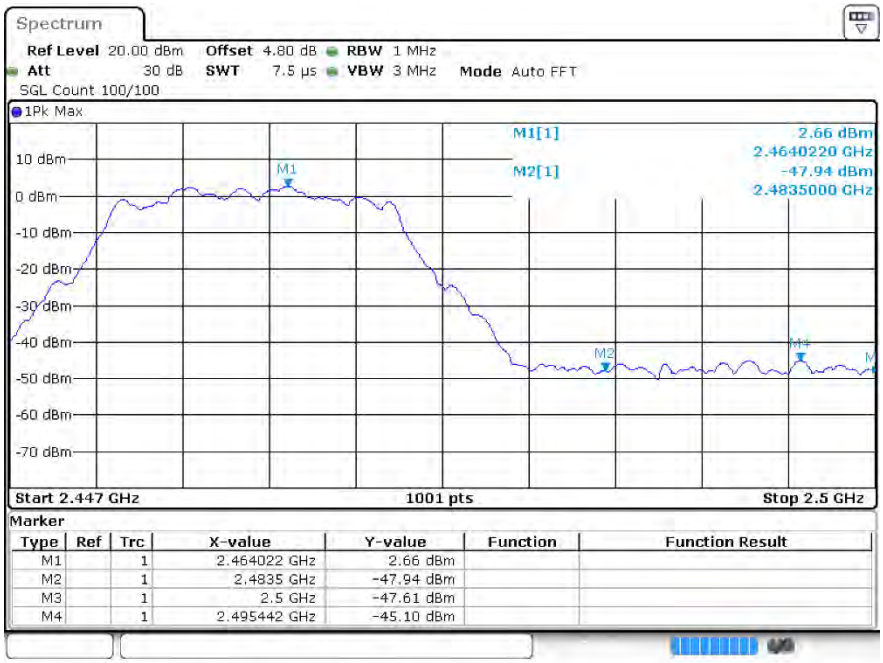

n20 2462MHz Ant2 Average

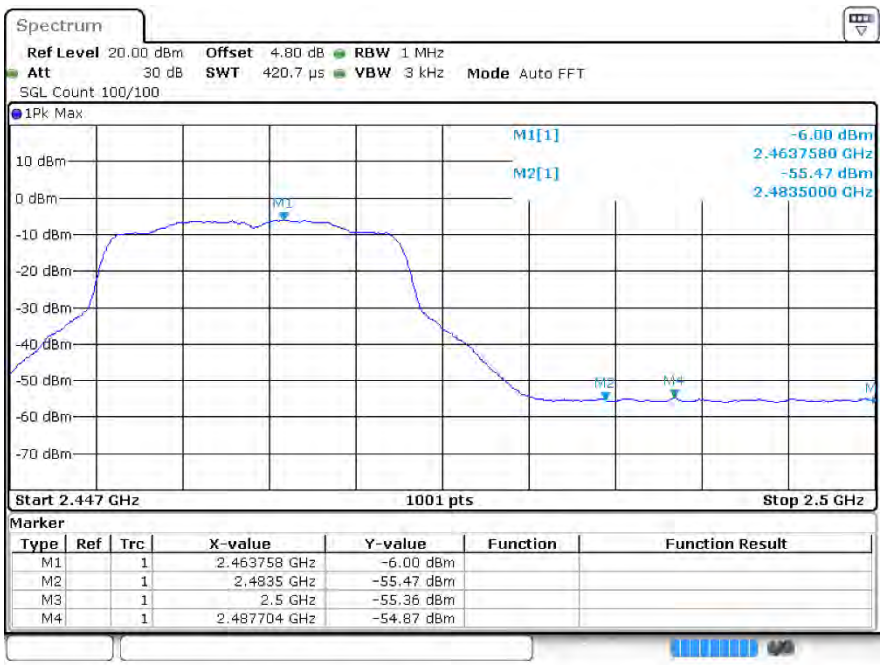

n40 2422MHz Ant2 Peak

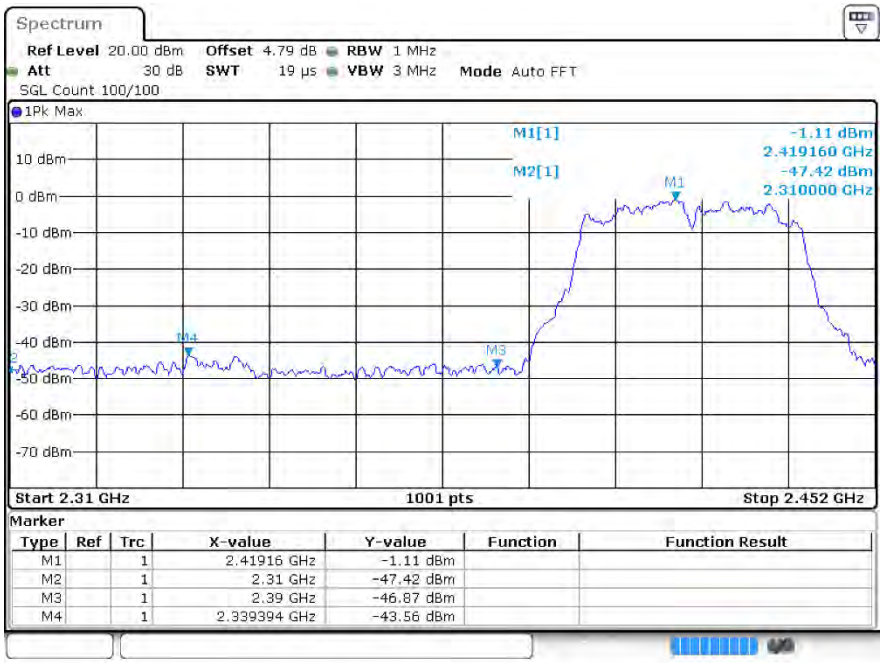

n40 2422MHz Ant2 Average

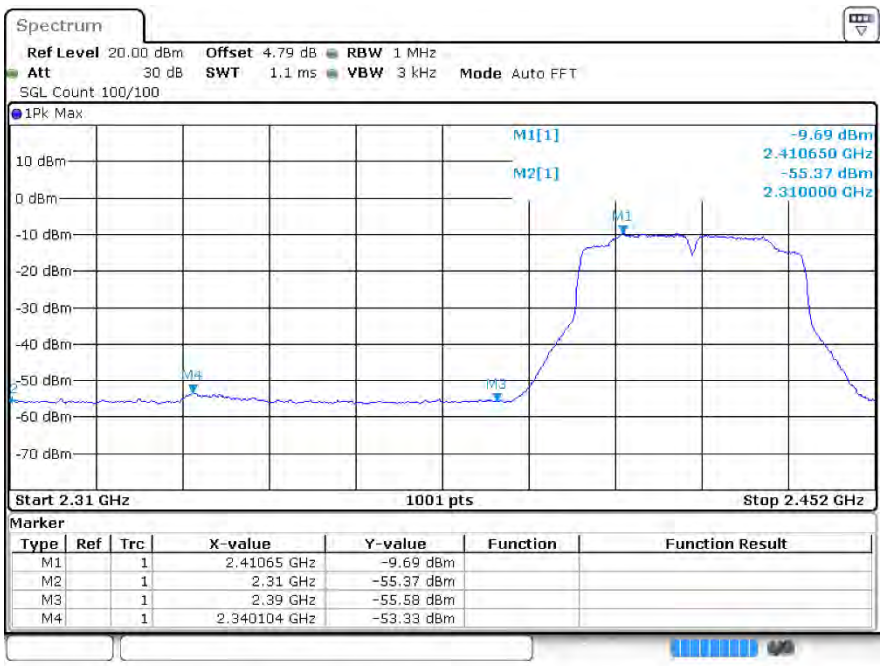

n40 2452MHz Ant2 Peak

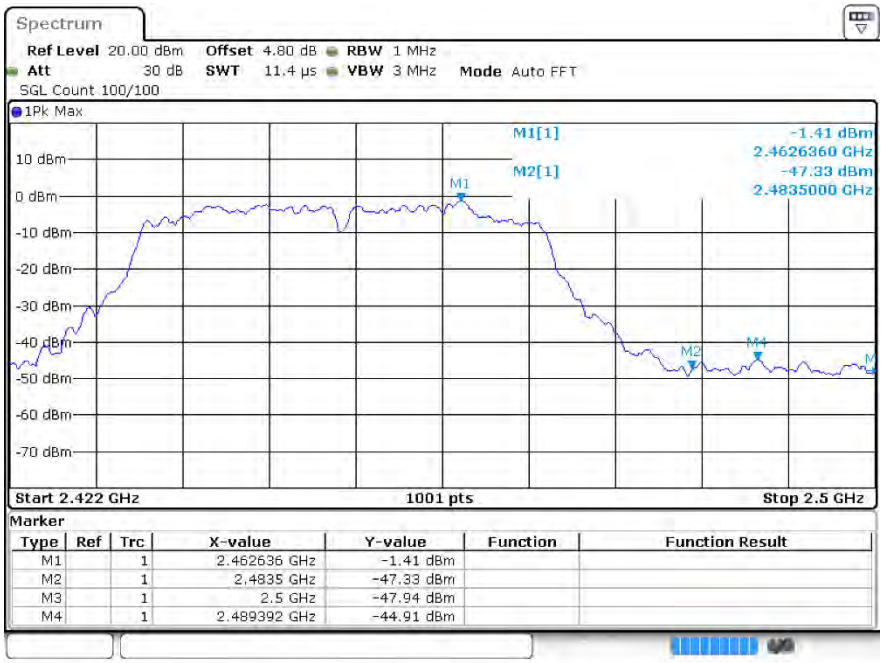

n40 2452MHz Ant2 Average

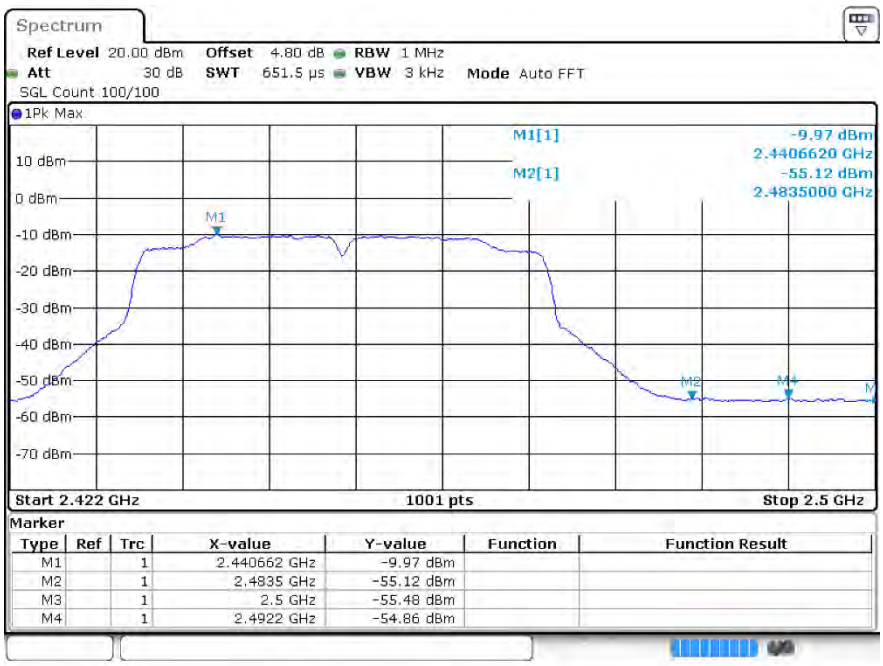

---The End---