Appendix A

RF Test Data for BT (Conducted Measurement)

Product Name: Notebook

Test Model: M116

Environmental Conditions

Temperature:	23.5° C
Relative Humidity:	52.2%
ATM Pressure:	100.0 kPa
Test Engineer:	Bill Zhu
Supervised by:	Li Huan

A.1 20dB Emission Bandwidth

Test Result

TestMode	Antenna	Channel	20db EBW[MHz]	FL[MHz]	FH[MHz]	Limit[MHz]	Verdict
DH5	Ant1	2402	1.047	2401.457	2402.504	---	---
		2441	1.047	2440.457	2441.504	---	---
		2480	1.041	2479.460	2480.501	---	---
2DH5	Ant1	2402	1.293	2401.358	2402.651	---	---
		2441	1.293	2440.358	2441.651	---	---
		2480	1.290	2479.358	2480.648	---	---
3DH5	Ant1	2402	1.290	2401.349	2402.639	---	---
		2441	1.311	2440.340	2441.651	---	---
		2480	1.305	2479.343	2480.648	---	---

Test Graphs

DH5_Ant1_2402

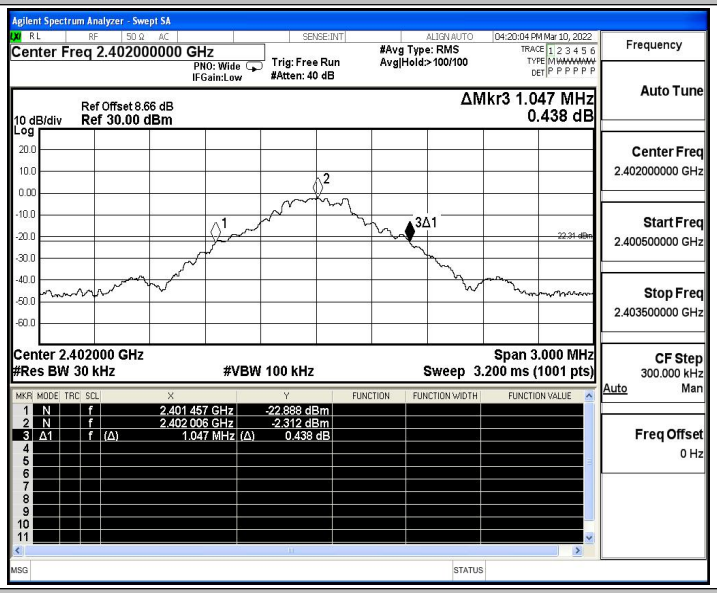

DH5_Ant1_2441

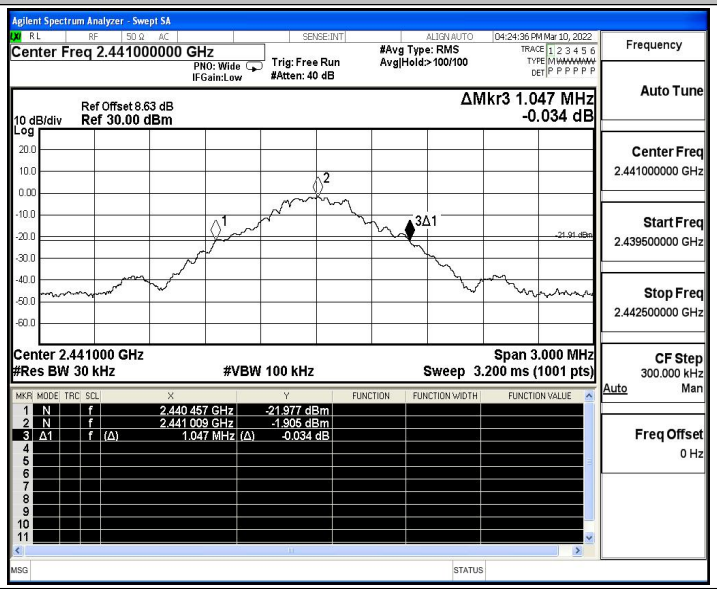

DH5_Ant1_2480

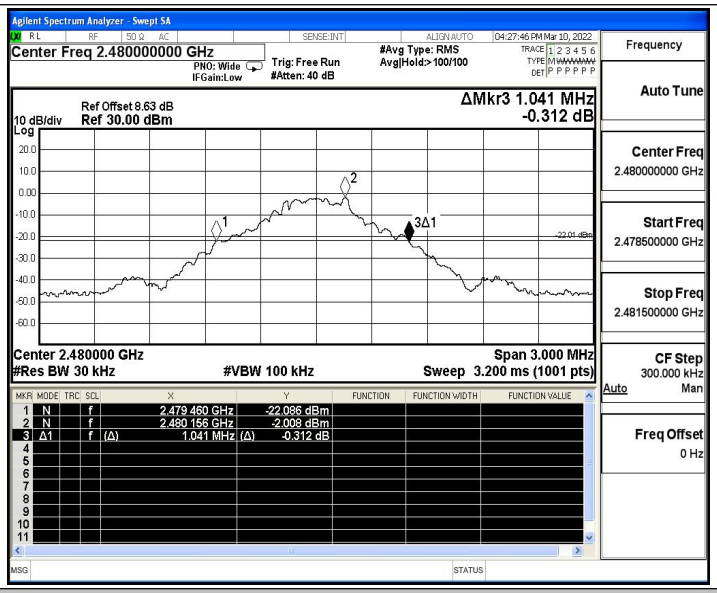

2DH5_Ant1_2402

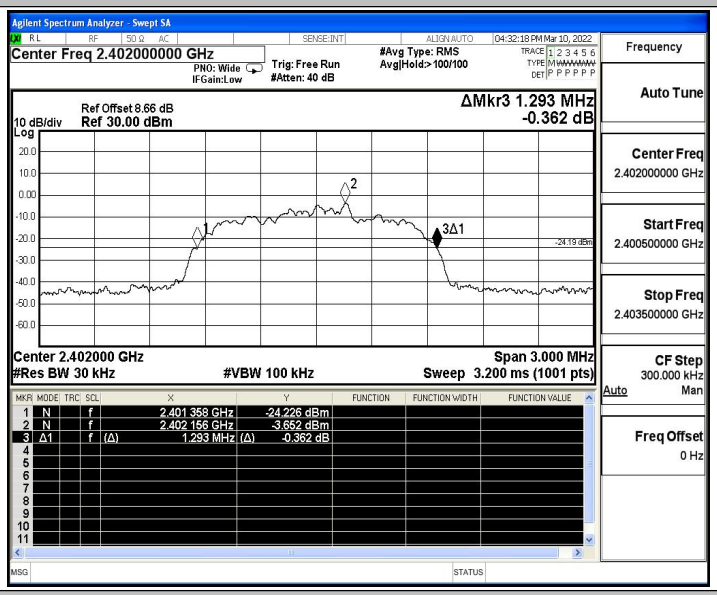

2DH5_Ant1_2441

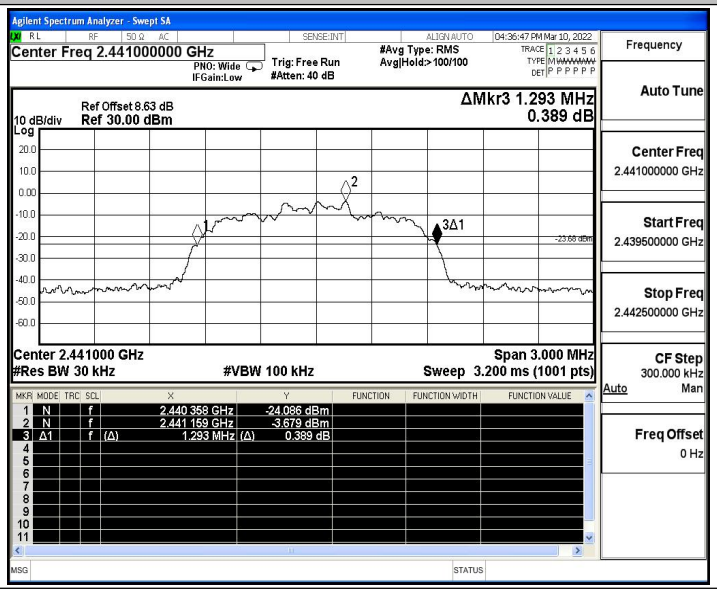

2DH5_Ant1_2480

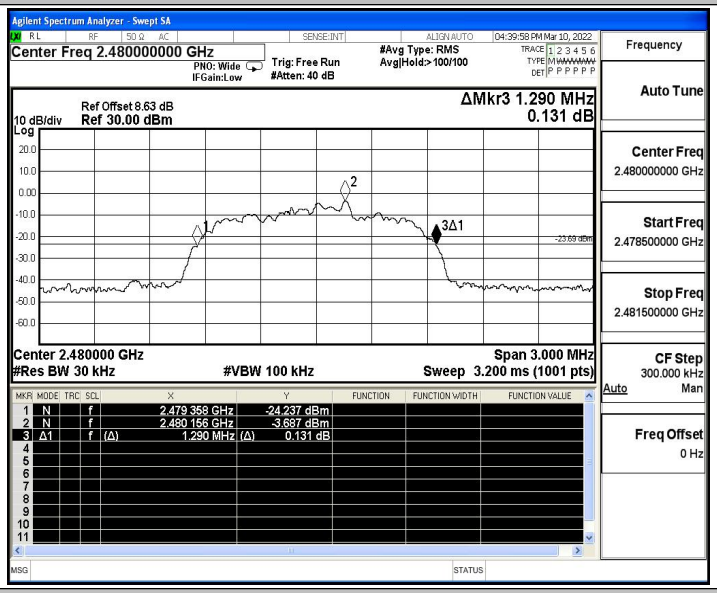

3DH5_Ant1_2402

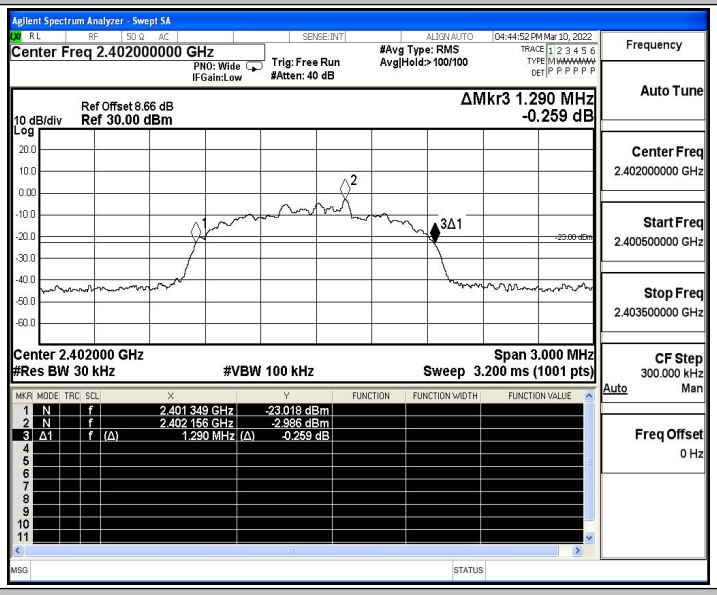

3DH5_Ant1_2441

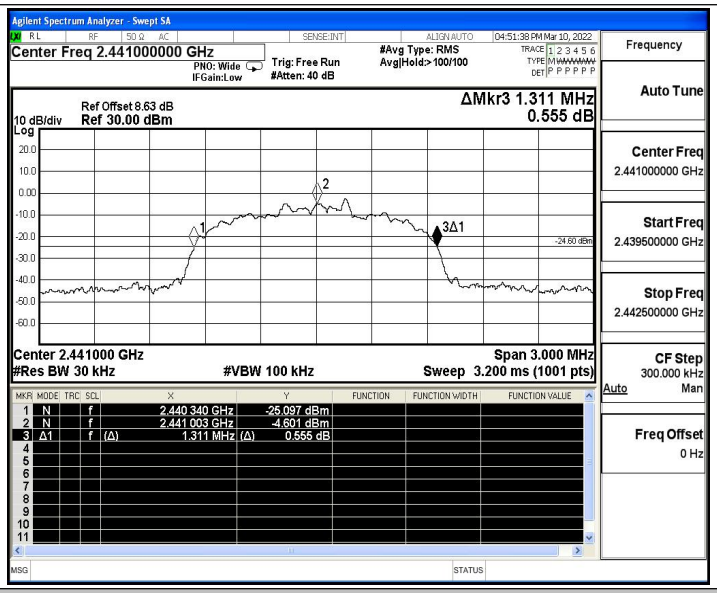

3DH5_Ant1_2480

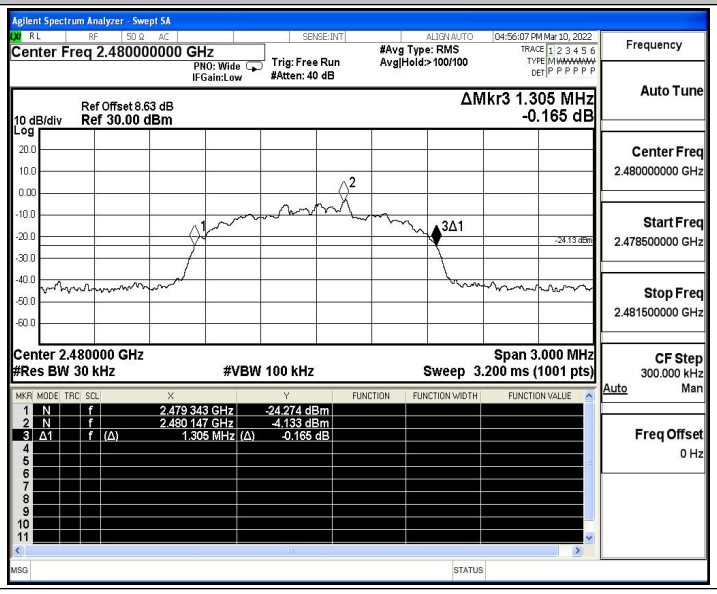

A.2 Maximum conducted output power

Test Result

TestMode	Antenna	Channel	Result[dBm]	Limit[dBm]	Verdict
DH5	Ant1	2402	0.72	≤20.97	PASS
		2441	1.19	≤20.97	PASS
		2480	0.72	≤20.97	PASS
2DH5	Ant1	2402	0.51	≤20.97	PASS
		2441	0.86	≤20.97	PASS
		2480	0.5	≤20.97	PASS
3DH5	Ant1	2402	0.61	≤20.97	PASS
		2441	1.08	≤20.97	PASS
		2480	0.53	≤20.97	PASS

Test Graphs

DH5_Ant1_2402

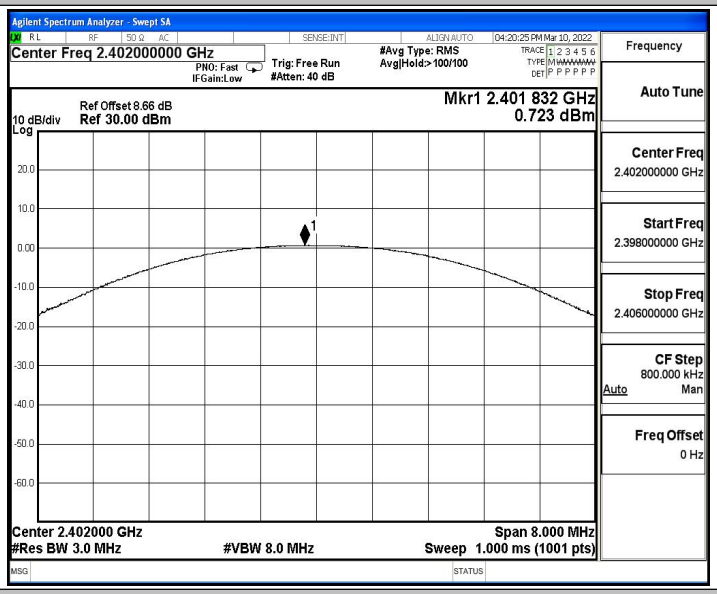

DH5_Ant1_2441

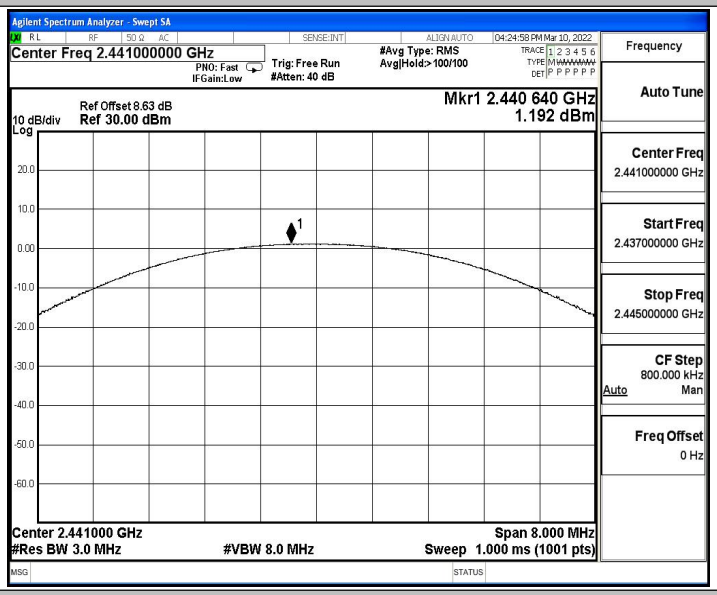

DH5_Ant1_2480

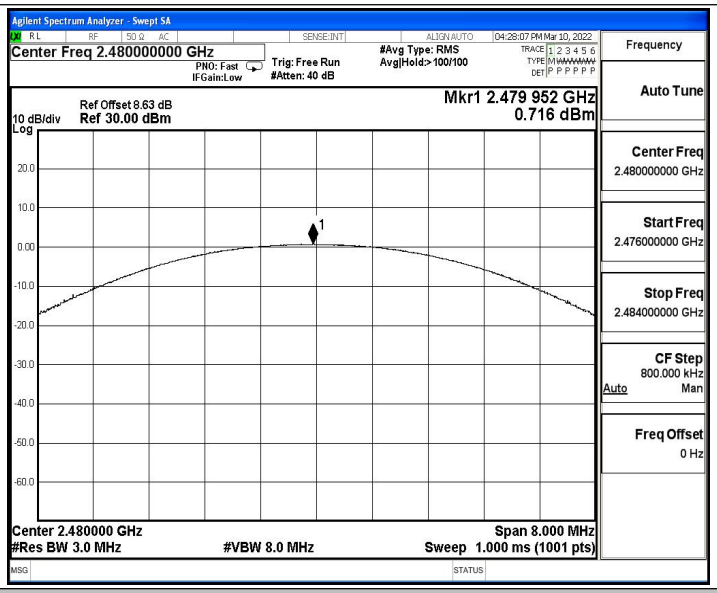

2DH5_Ant1_2402

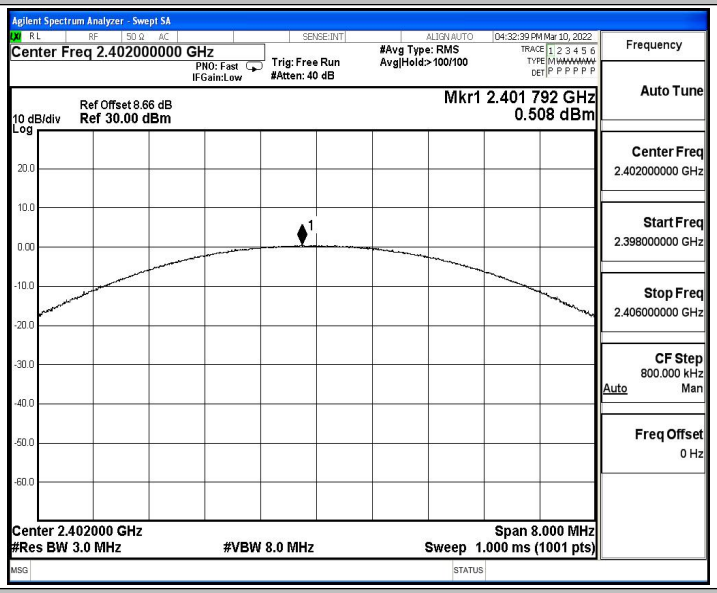

2DH5_Ant1_2441

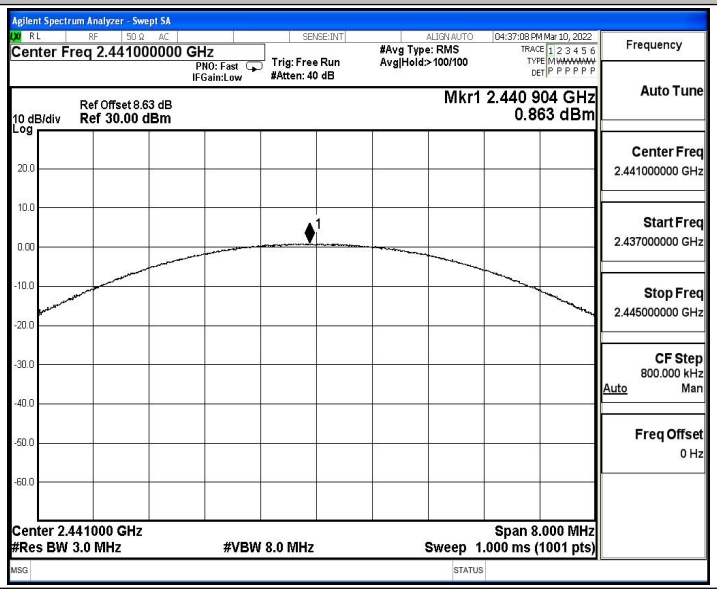

2DH5_Ant1_2480

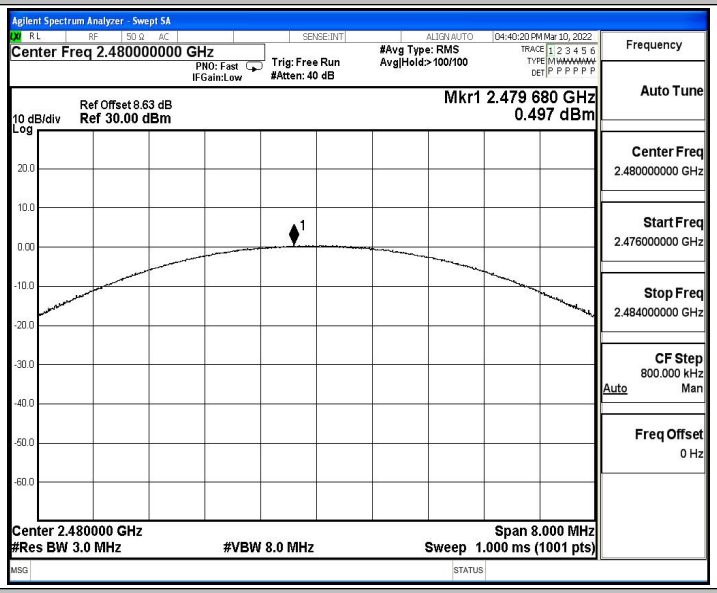

3DH5_Ant1_2402

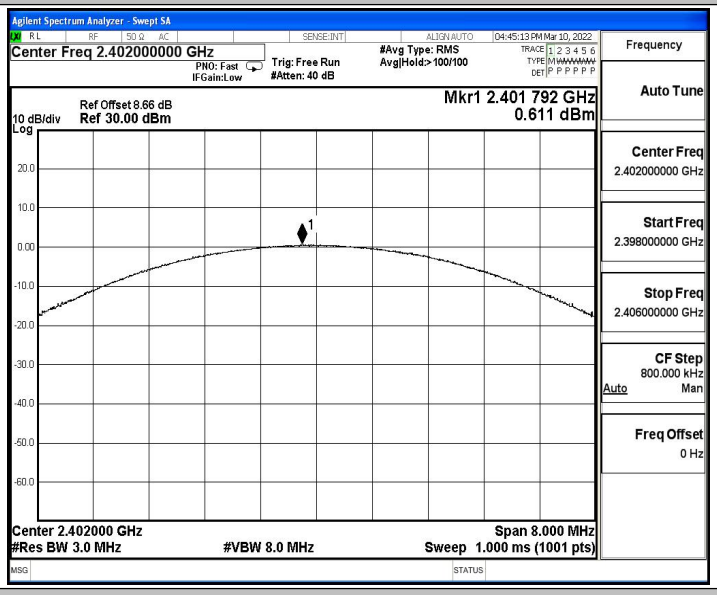

3DH5_Ant1_2441

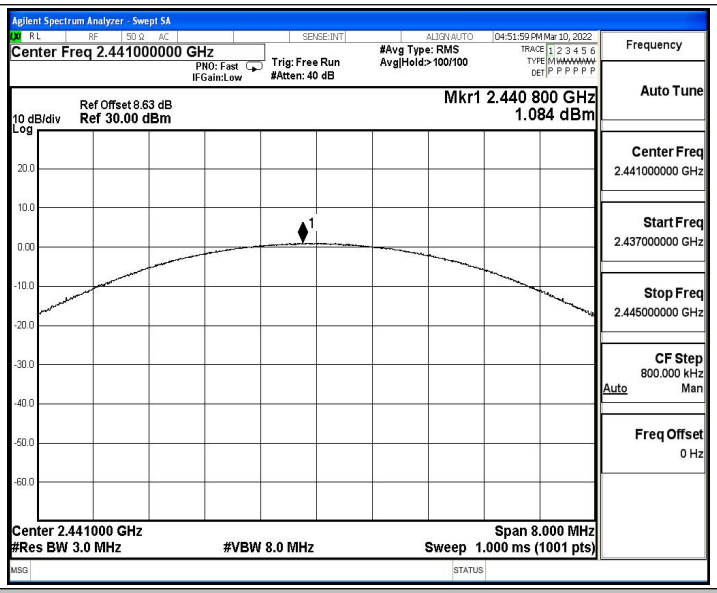

3DH5_Ant1_2480

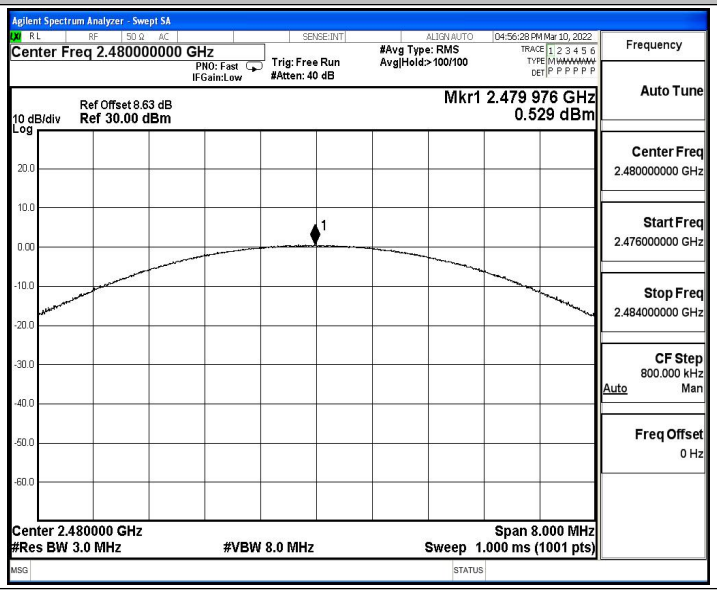

A.3 Carrier frequency separation

Test Result

TestMode	Antenna	Channel	Result[MHz]	Limit[MHz]	Verdict
DH5	Ant1	Hop	0.816	≥0.698	PASS
2DH5	Ant1	Hop	0.914	≥0.862	PASS
3DH5	Ant1	Hop	0.984	≥0.874	PASS

Test Graphs

DH5_Ant1_Hop

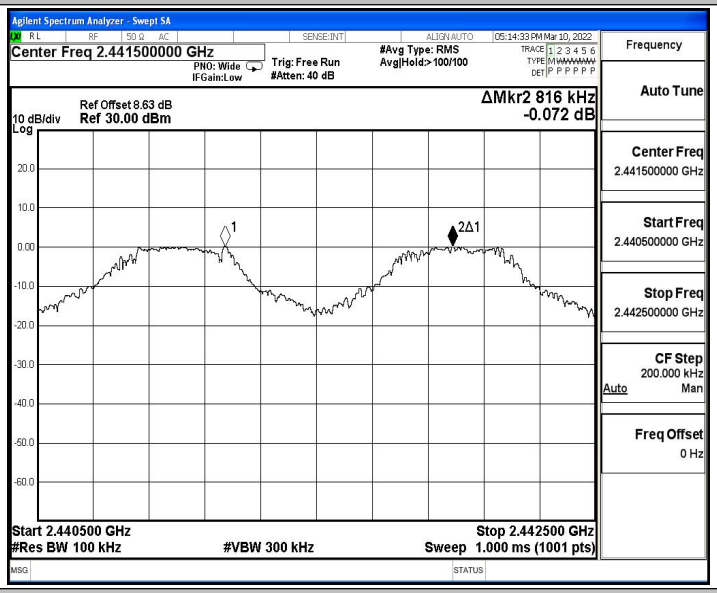

2DH5_Ant1_Hop

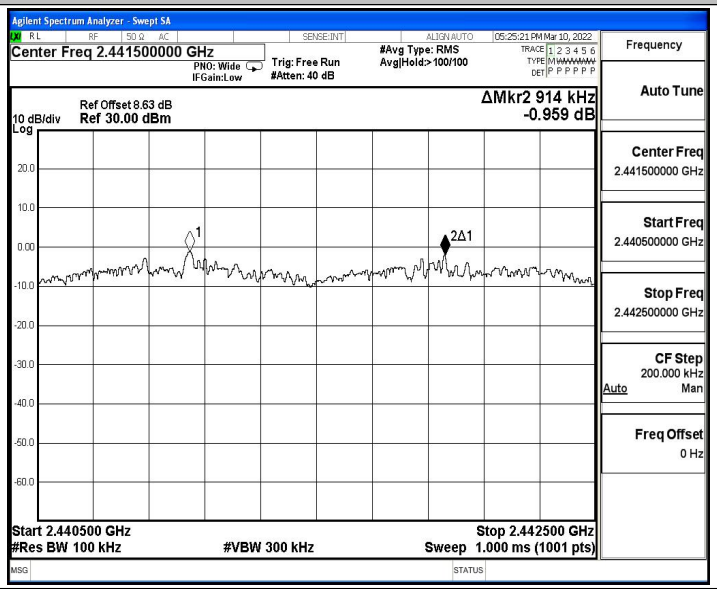

3DH5_Ant1_Hop

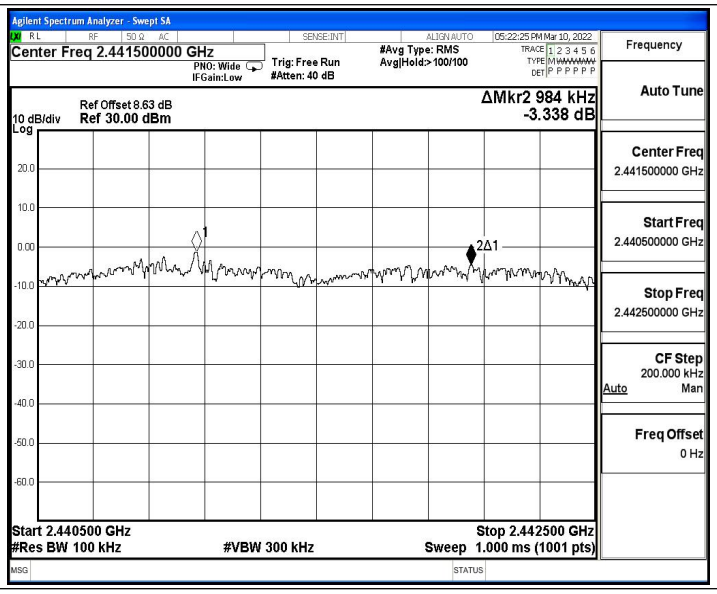
Agilent Spectrum Analyzer - Swept SA
Center Freq 2.441500000 GHz
PNO: Wide
IFGain:Low
Trig: Free Run
#Atten: 40 dB
#Avg Type: RMS
Avg|Hold:> 100/100
05:22:25 PM Mar 10, 2022
Ref Offset 8.63 dB
10 dB/div
Ref 30.00 dBm
Log
ΔMkr2 984 kHz
-3.338 dB
Start 2.440500 GHz
#Res BW 100 kHz
#VBW 300 kHz
Stop 2.442500 GHz
Sweep 1.000 ms (1001 pts)
Frequency
Auto Tune
Center Freq
2.441500000 GHz
Start Freq
2.440500000 GHz
Stop Freq
2.442500000 GHz
CF Step
200.000 kHz
Auto
Man
Freq Offset
0 Hz

A.4 Time of occupancy

Test Result

TestMode	Antenna	Channel	BurstWidth [ms]	TotalHops [Num]	Result[s]	Limit[s]	Verdict
DH5	Ant1	Hop	2.88	106.67	0.307	≤0.4	PASS
2DH5	Ant1	Hop	2.88	106.67	0.308	≤0.4	PASS
3DH5	Ant1	Hop	2.88	106.67	0.308	≤0.4	PASS

Test Graphs

DH5_Ant1_Hop

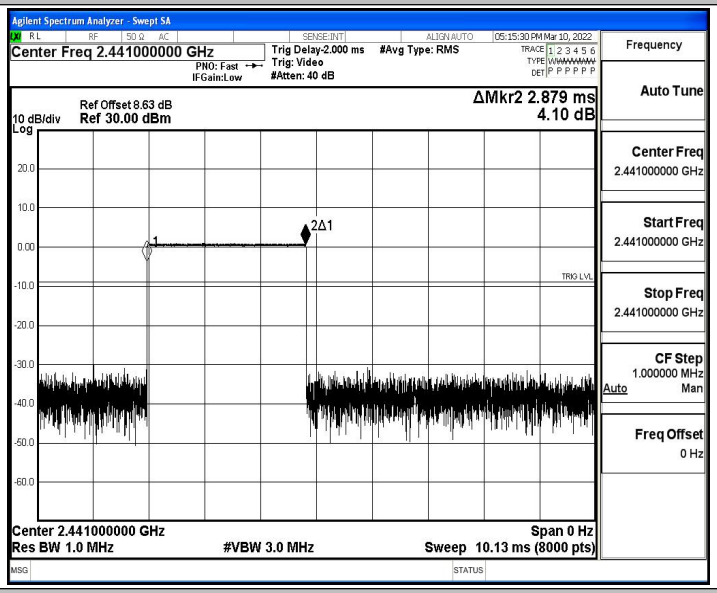

2DH5_Ant1_Hop

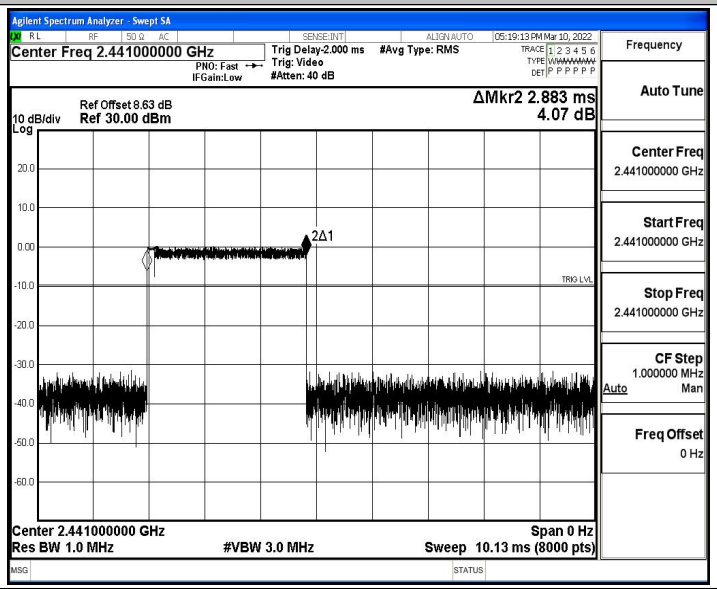

3DH5_Ant1_Hop

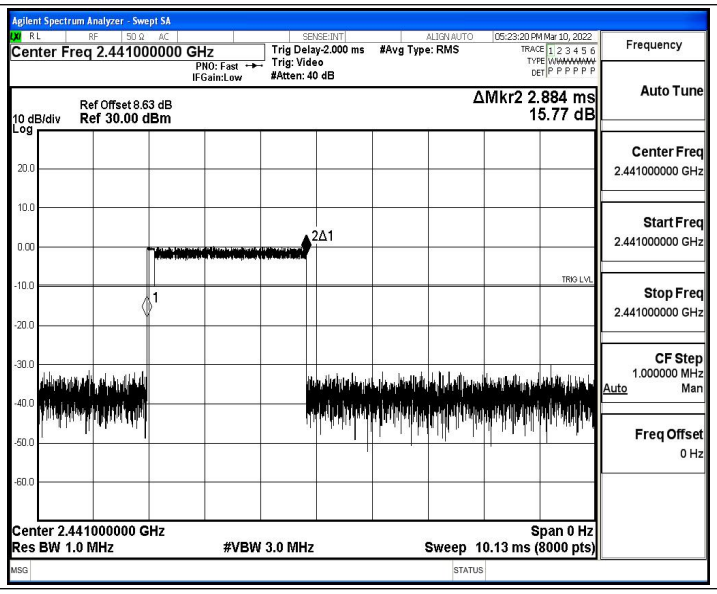
Agilent Spectrum Analyzer - Swept SA
Center Freq 2.441000000 GHz
Trig Delay-2.000 ms
Trig: Video
#Atten: 40 dB
#Avg Type: RMS
PNO: Fast
IFGain:Low
Ref Offset 8.63 dB
10 dB/div
Ref 30.00 dBm
Log
ΔMkr2 2.884 ms
15.77 dB
2Δ1
1
TRIG LVL
Center 2.441000000 GHz
Res BW 1.0 MHz
#VBW 3.0 MHz
Span 0 Hz
Sweep 10.13 ms (8000 pts)
Frequency
Auto Tune
Center Freq
2.441000000 GHz
Start Freq
2.441000000 GHz
Stop Freq
2.441000000 GHz
CF Step
1.000000 MHz
Auto
Man
Freq Offset
0 Hz

A.5 Number of hopping channels

Test Result

TestMode	Antenna	Channel	Result[Num]	Limit[Num]	Verdict
DH5	Ant1	Hop	79	≥15	PASS
2DH5	Ant1	Hop	79	≥15	PASS
3DH5	Ant1	Hop	79	≥15	PASS

Test Graphs

DH5_Ant1_Hop

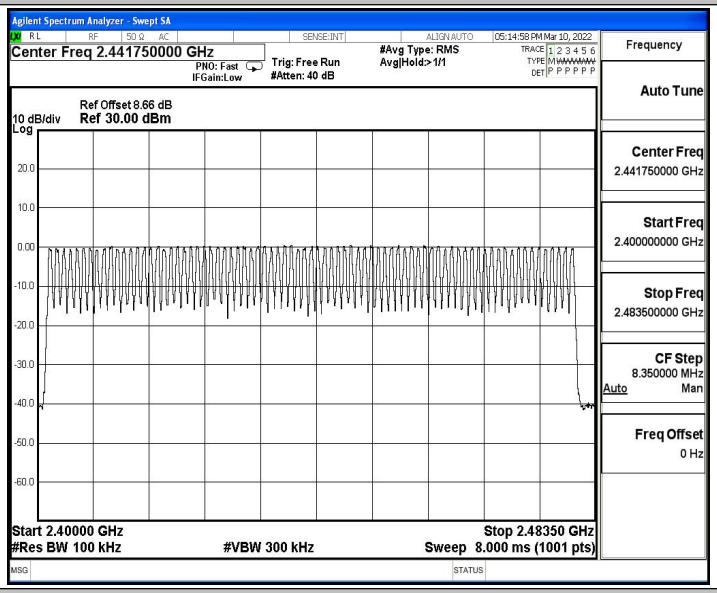

2DH5_Ant1_Hop

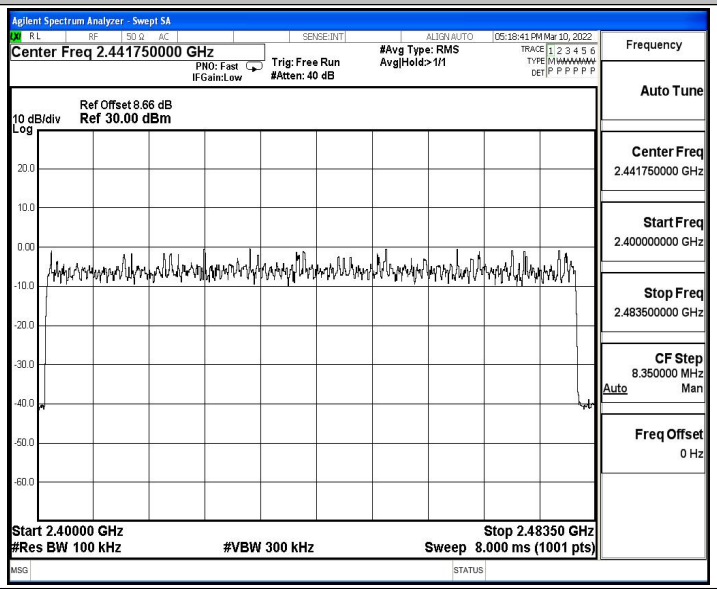

3DH5_Ant1_Hop

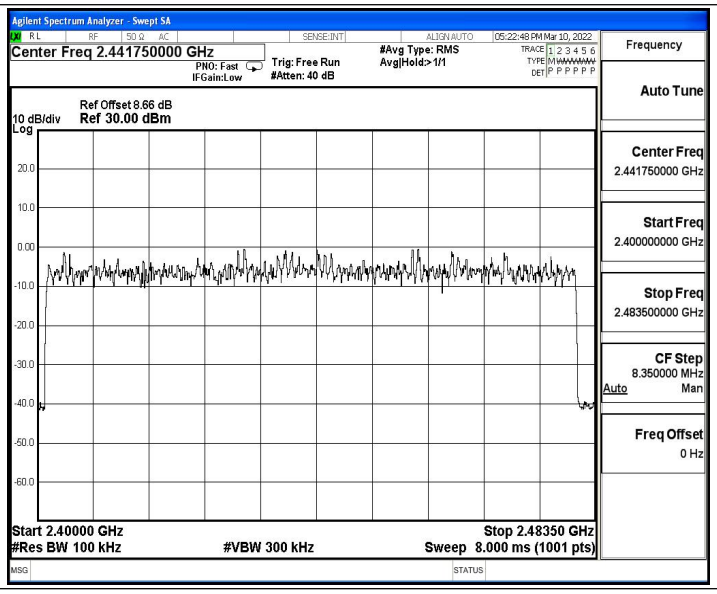
Agilent Spectrum Analyzer - Swept SA
Center Freq 2.441750000 GHz
PNO: Fast
IFGain:Low
Trig: Free Run
#Atten: 40 dB
#Avg Type: RMS
Avg|Hold:>1/1
05:22:48 PM Mar 10, 2022
Ref Offset 8.66 dB
10 dB/div
Ref 30.00 dBm
Log
20.0
10.0
0.00
-10.0
-20.0
-30.0
-40.0
-50.0
-60.0
Start 2.40000 GHz
Stop 2.48350 GHz
#Res BW 100 kHz
#VBW 300 kHz
Sweep 8.000 ms (1001 pts)
Frequency
Auto Tune
Center Freq
2.441750000 GHz
Start Freq
2.400000000 GHz
Stop Freq
2.483500000 GHz
CF Step
8.350000 MHz
Auto
Man
Freq Offset
0 Hz

A.6 Band edge measurements

Test Result

TestMode	Antenna	ChName	Channel	RefLevel [dBm]	Result [dBm]	Limit [dBm]	Verdict
DH5	Ant1	Low	2402	-0.10	-47.59	≤-20.1	PASS
		High	2480	0.13	-48.44	≤-19.87	PASS
		Low	Hop_2402	-0.52	-49.26	≤-20.52	PASS
		High	Hop_2480	-0.03	-47.6	≤-20.03	PASS
2DH5	Ant1	Low	2402	-1.58	-49	≤-21.58	PASS
		High	2480	-0.82	-47.39	≤-20.82	PASS
		Low	Hop_2402	-6.06	-49.48	≤-26.06	PASS
		High	Hop_2480	-2.27	-47.25	≤-22.27	PASS
3DH5	Ant1	Low	2402	-0.82	-49.15	≤-20.82	PASS
		High	2480	-0.88	-48.12	≤-20.88	PASS
		Low	Hop_2402	-3.58	-49.39	≤-23.58	PASS
		High	Hop_2480	-0.79	-47.61	≤-20.79	PASS

Test Graphs

DH5_Ant1_Low_2402

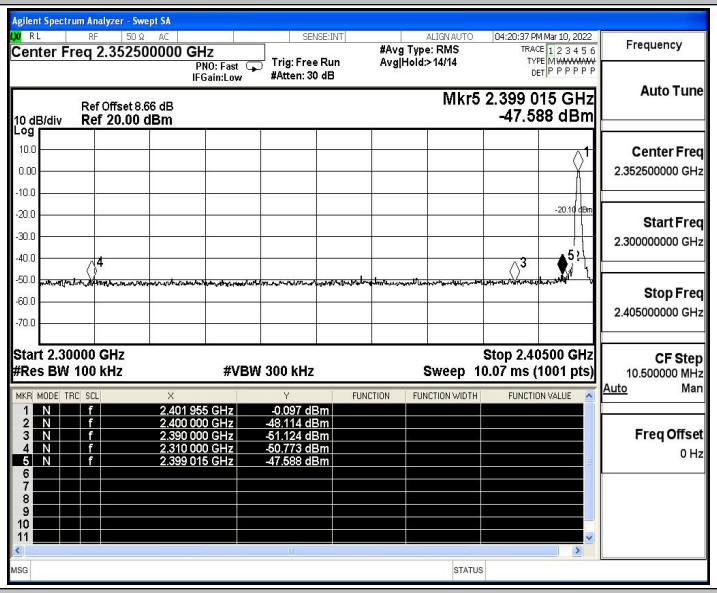

DH5_Ant1_High_2480

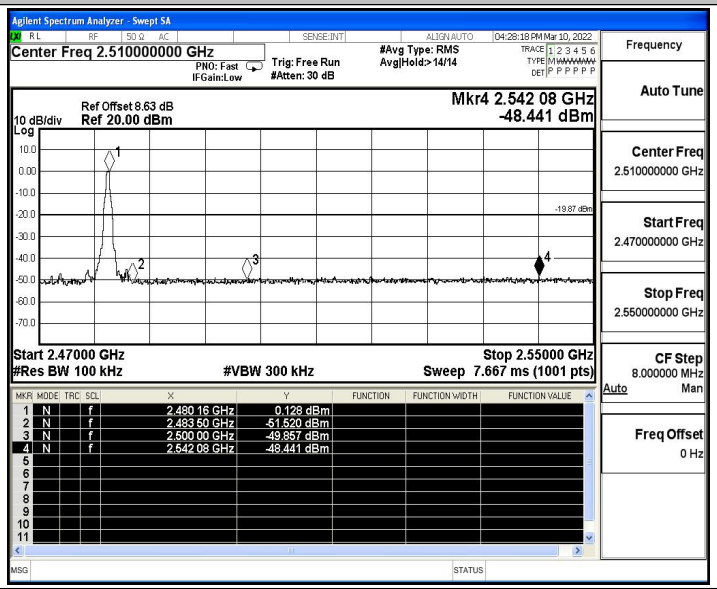

DH5_Ant1_Low_Hop_2402

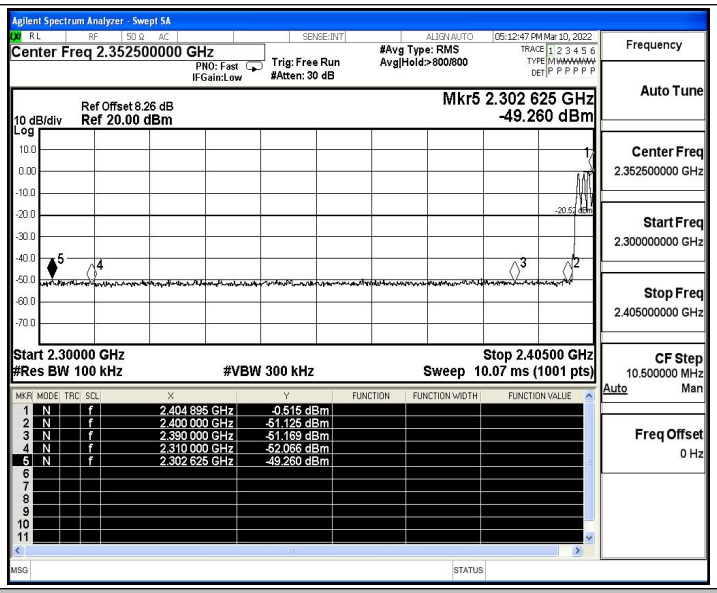

DH5_Ant1_High_Hop_2480

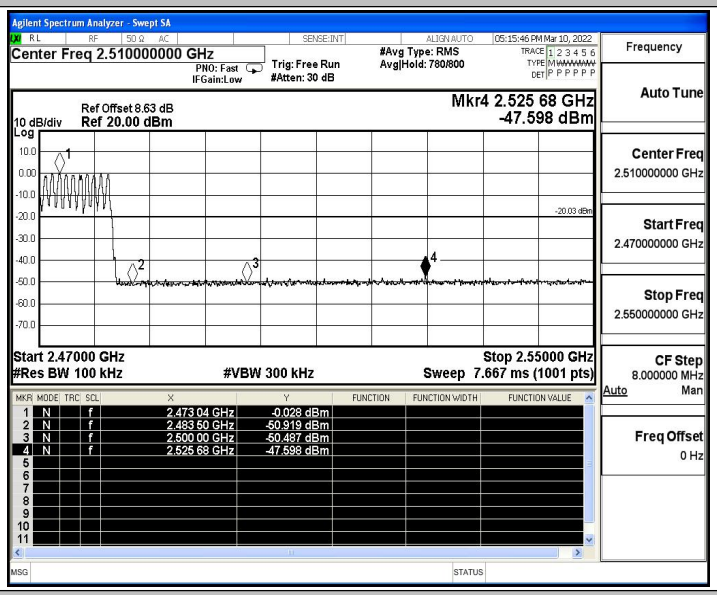
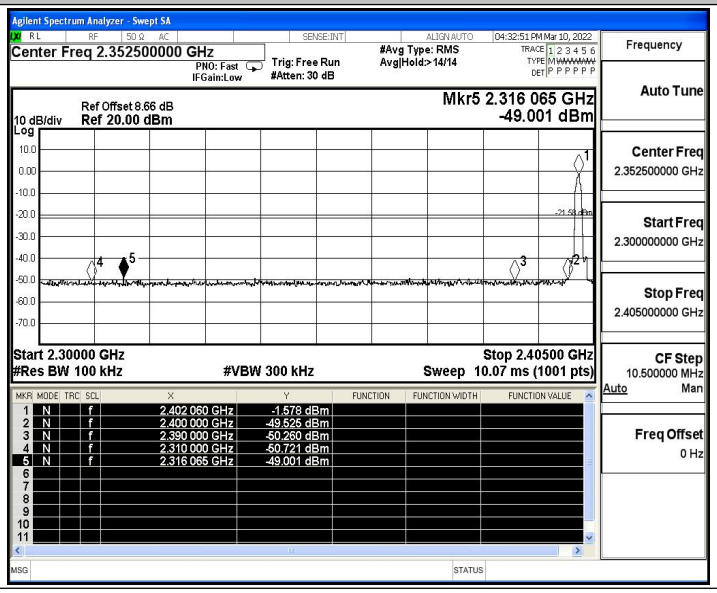
2DH5_Ant1_Low_2402