Appendix Test Data

Report No.:	18220WC40024202	Test Sample No.:	1-2-2
Start Test Date:	2024.2.29	Finish Test Date:	2024.2.29
Test Engineer:	Joker Huang	Auditor:	Justin Feng
Temperature:	25.3℃	Relative Humidity:	48%
Pressure:	101kPa		

Appendix A: DTS Bandwidth

Test Result

TestMode	Antenna	Frequency[MHz]	DTS BW [MHz]	FL[MHz]	FH[MHz]	Limit[MHz]	Verdict
11B	Ant1	2412	7.680	2408.280	2415.960	0.5	PASS
		2437	7.760	2433.120	2440.880	0.5	PASS
		2462	8.200	2457.920	2466.120	0.5	PASS
11G	Ant1	2412	16.360	2403.800	2420.160	0.5	PASS
		2437	16.400	2428.760	2445.160	0.5	PASS
		2462	16.400	2453.760	2470.160	0.5	PASS
11N20SISO	Ant1	2412	17.640	2403.160	2420.800	0.5	PASS
		2437	17.640	2428.160	2445.800	0.5	PASS
		2462	17.640	2453.160	2470.800	0.5	PASS
11N40SISO	Ant1	2422	36.320	2403.840	2440.160	0.5	PASS
		2437	35.680	2418.840	2454.520	0.5	PASS
		2452	36.400	2438.800	2475.200	0.5	PASS

Test Graphs

11B_Ant1_2412

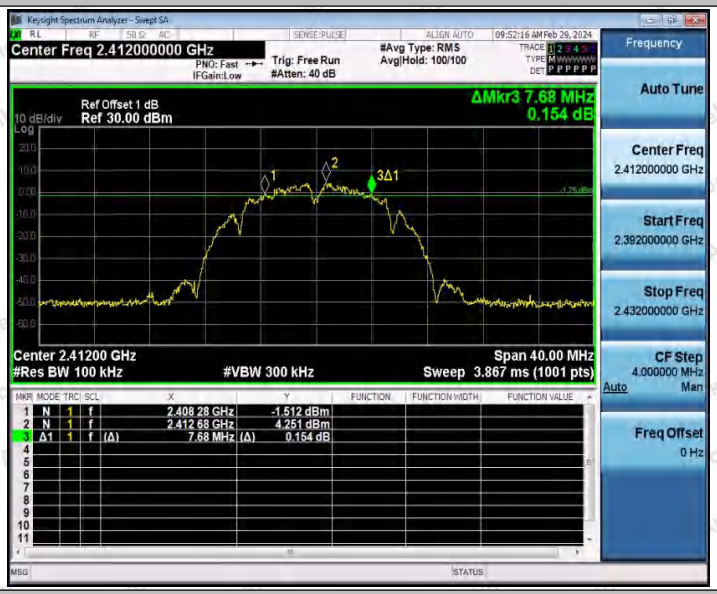

11B_Ant1_2437

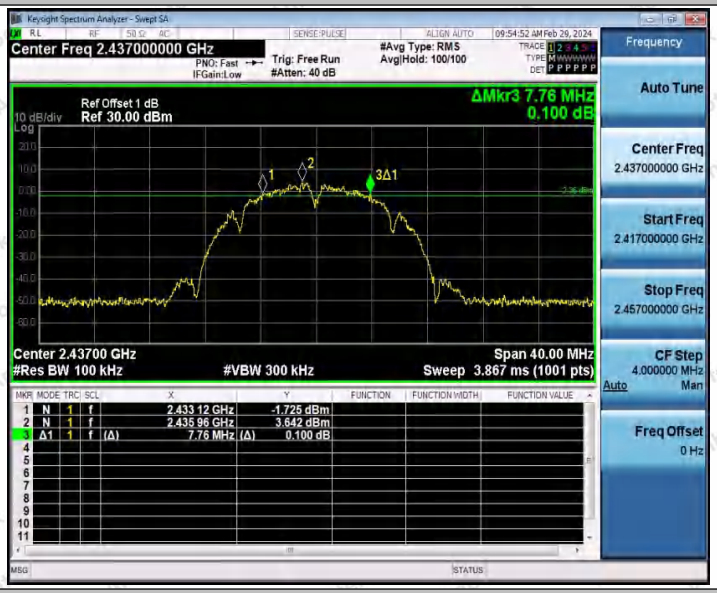

11B_Ant1_2462

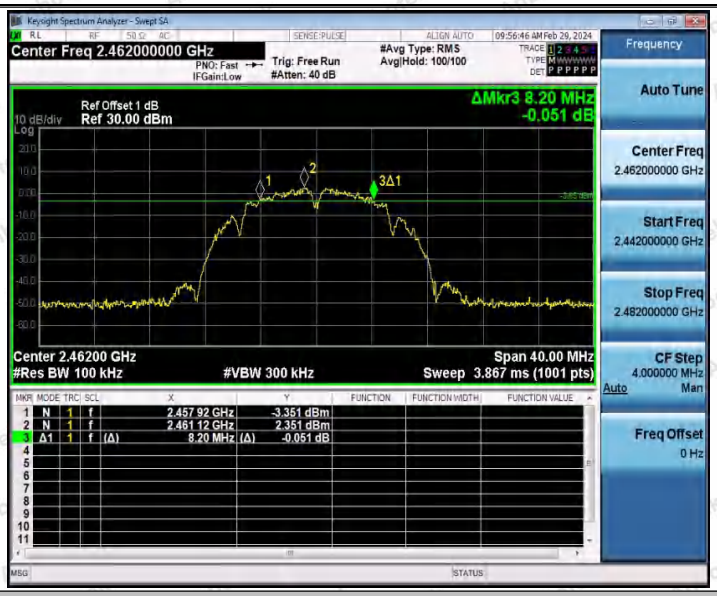

11G_Ant1_2412

11G_Ant1_2437

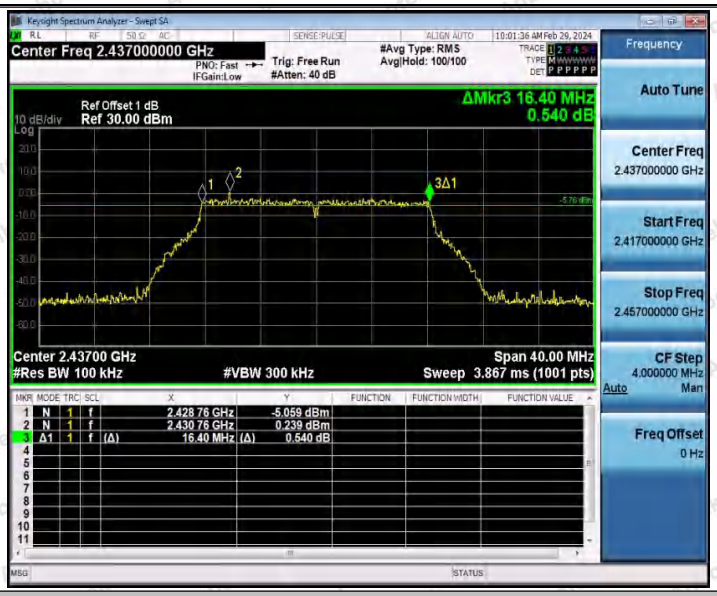

11G_Ant1_2462

11N20SISO_Ant1_2412

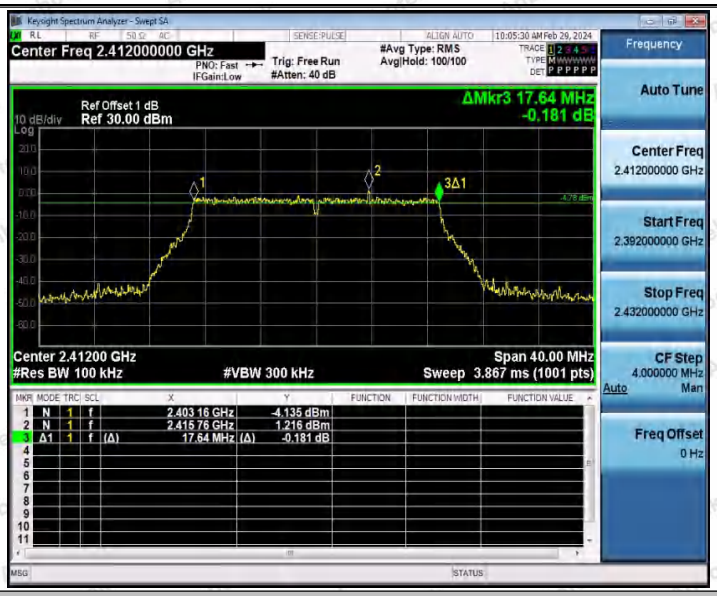

11N20SISO_Ant1_2437

11N20SISO_Ant1_2462

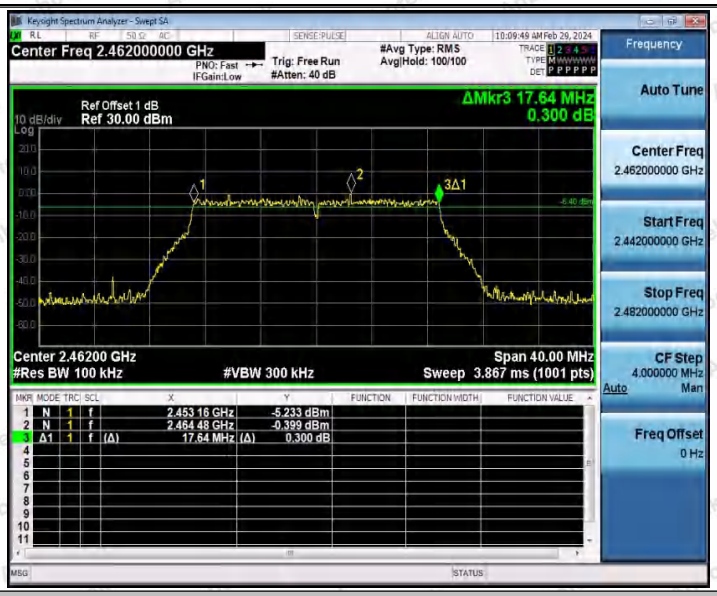

11N40SISO_Ant1_2422

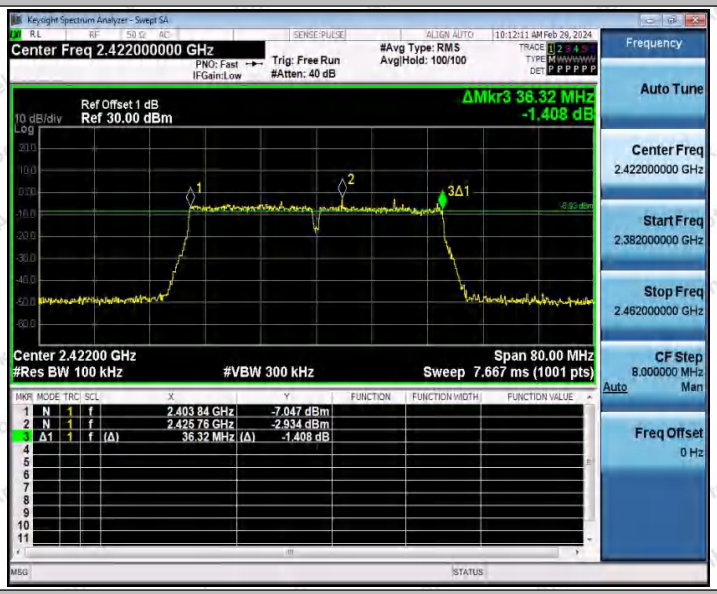

11N40SISO_Ant1_2437

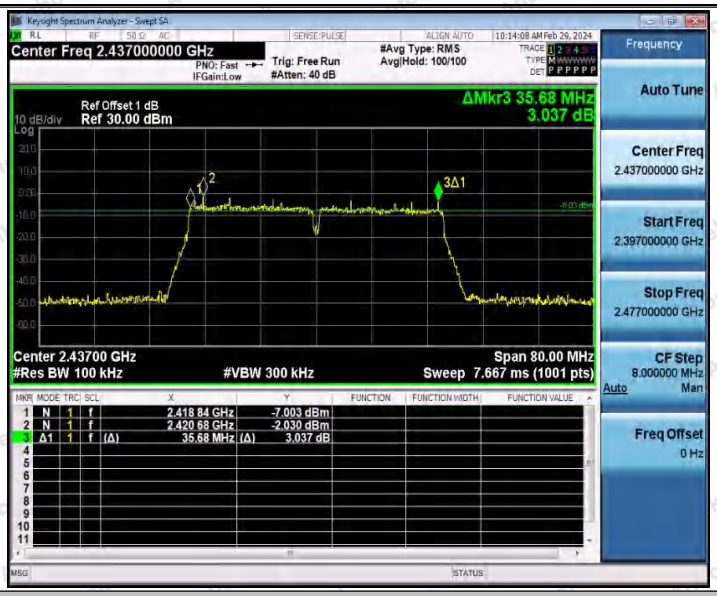

11N40SISO_Ant1_2452

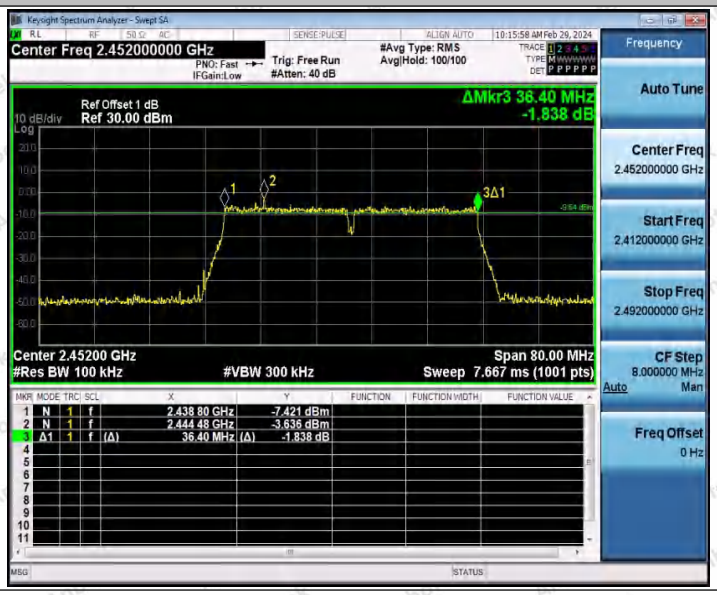

Appendix B: Occupied Channel Bandwidth

Test Result

TestMode	Antenna	Channel Frequency[MHz]	OCB [MHz]	FL[MHz]	FH[MHz]	Limit[MHz]	Verdict
11B	Ant1	2412	12.121	2405.9498	2418.0708	---	---
		2437	12.145	2430.8998	2443.0448	---	---
		2462	12.142	2455.9550	2468.0970	---	---
11G	Ant1	2412	17.428	2403.2933	2420.7213	---	---
		2437	17.445	2428.1827	2445.6277	---	---
		2462	17.488	2453.2702	2470.7582	---	---
11N20SISO	Ant1	2412	18.325	2402.8499	2421.1749	---	---
		2437	18.380	2427.7816	2446.1616	---	---
		2462	18.445	2452.7762	2471.2212	---	---
11N40SISO	Ant1	2422	36.484	2403.7556	2440.2396	---	---
		2437	36.743	2418.5877	2455.3307	---	---
		2452	36.779	2438.6217	2475.4007	---	---

Test Graphs

11B_Ant1_2412

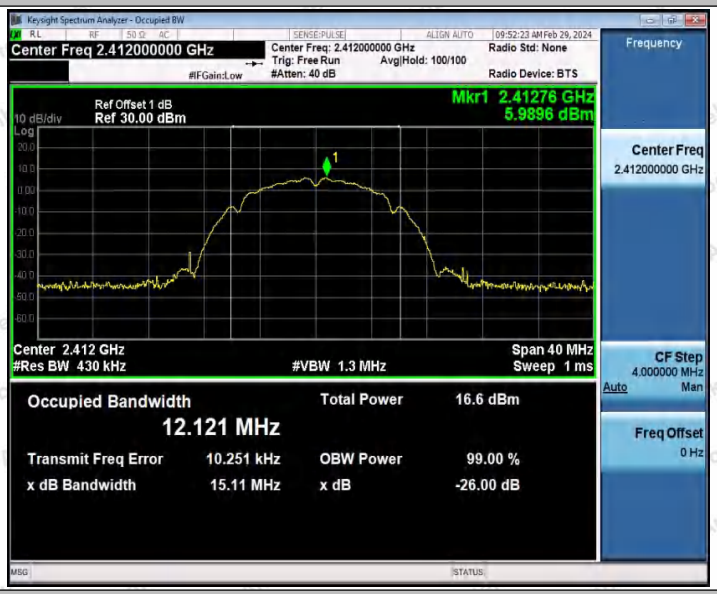

11B_Ant1_2437

11B_Ant1_2462

11G_Ant1_2412

11G_Ant1_2437

11G_Ant1_2462

11N20SISO_Ant1_2412

11N20SISO_Ant1_2437

11N20SISO_Ant1_2462

11N40SISO_Ant1_2422

11N40SISO_Ant1_2437

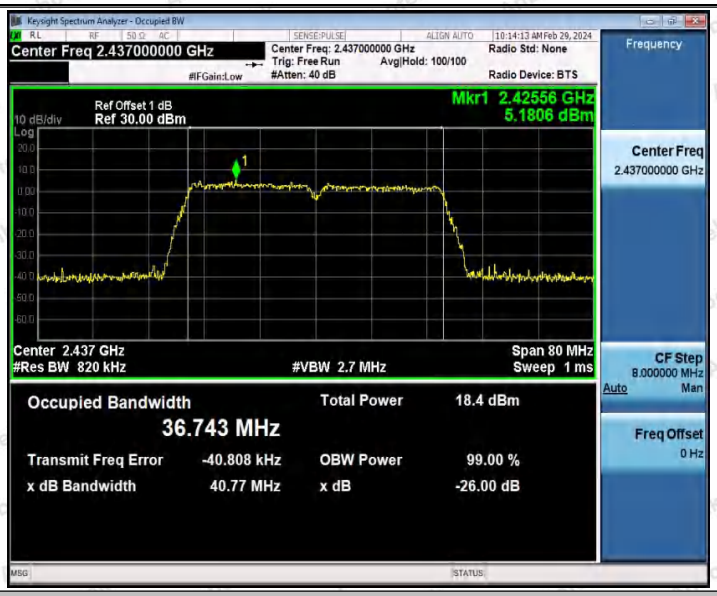

11N40SISO_Ant1_2452

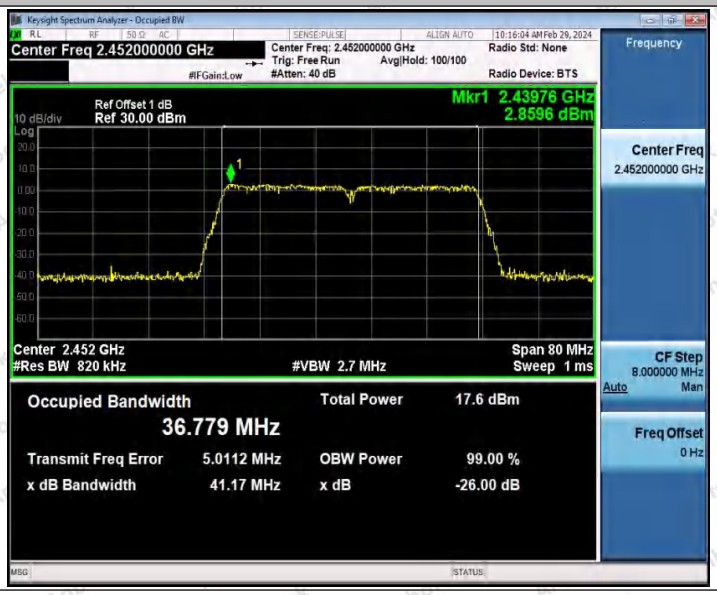

Appendix C: Maximum conducted output power

Test Result

TestMode	Antenna	Frequency[MHz]	Average Output Power[dBm]	Conducted Limit[dBm]
11B	Ant1	2412	14.46	≤30.00
		2437	14.24	≤30.00
		2462	13.81	≤30.00
11G	Ant1	2412	15.65	≤30.00
		2437	15.28	≤30.00
		2462	15.52	≤30.00
11N20SISO	Ant1	2412	**15.76**	≤30.00
		2437	15.61	≤30.00
		2462	15.62	≤30.00
11N40SISO	Ant1	2422	15.19	≤30.00
		2437	15.34	≤30.00
		2452	14.62	≤30.00

Note：The Duty Cycle Factor(10*log(1/D)) and cable loss are compensated in the graph.

Test Graphs

11B_Ant1_2412

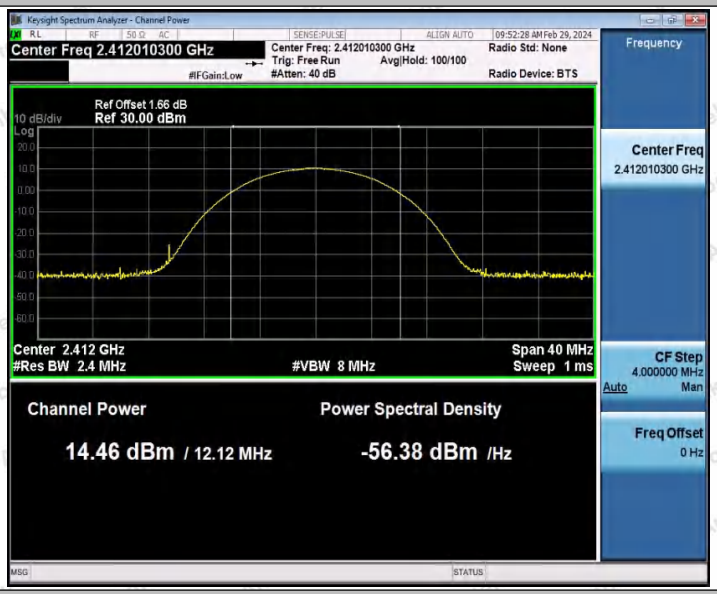

11B_Ant1_2437

11B_Ant1_2462

11G_Ant1_2412

11G_Ant1_2437

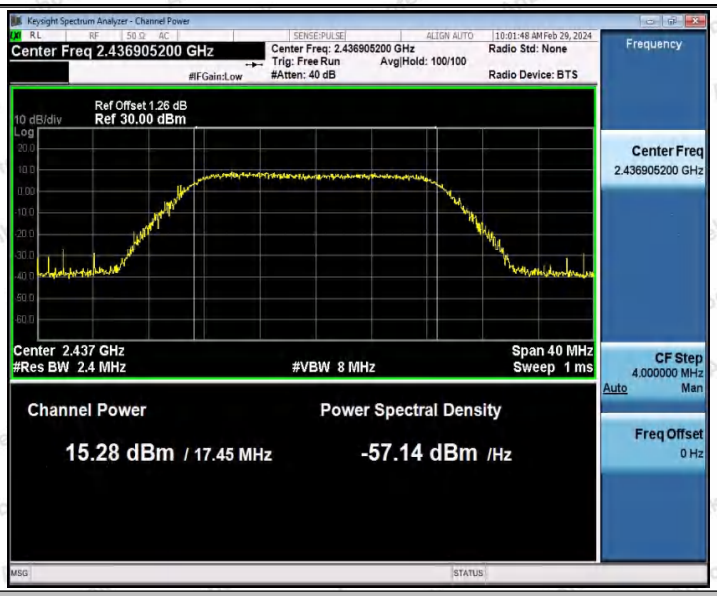

11G_Ant1_2462

11N20SISO_Ant1_2412

11N20SISO_Ant1_2437

11N20SISO_Ant1_2462

11N40SISO_Ant1_2422

11N40SISO_Ant1_2437

11N40SISO_Ant1_2452

Appendix D: Maximum power spectral density

Test Result

TestMode	Antenna	Frequency[MHz]	Result[dBm/30kHz]	Result[dBm/3kHz]	Limit[dBm/3kHz]	Verdict
11B	Ant1	2412	-8.16	-18.16	≤8.00	PASS
		2437	-8.74	-18.74	≤8.00	PASS
		2462	-9.5	-19.50	≤8.00	PASS
11G	Ant1	2412	-14.27	-24.27	≤8.00	PASS
		2437	-14.32	-24.32	≤8.00	PASS
		2462	-14.25	-24.25	≤8.00	PASS
11N20SISO	Ant1	2412	-14.39	-24.39	≤8.00	PASS
		2437	-13.9	-23.90	≤8.00	PASS
		2462	-15.08	-25.08	≤8.00	PASS
11N40SISO	Ant1	2422	-17.99	-27.99	≤8.00	PASS
		2437	-17.36	-27.36	≤8.00	PASS
		2452	-18.71	-28.71	≤8.00	PASS

Note：

1. The Duty Cycle Factor(10*log(1/D)) and cable loss are compensated in the graph.
2. PSD(dBm/3kHz)= PSD(dBm/30kHz)- (10*log(30/3))

Test Graphs

11B_Ant1_2412

11B_Ant1_2437

11B_Ant1_2462

11G_Ant1_2412

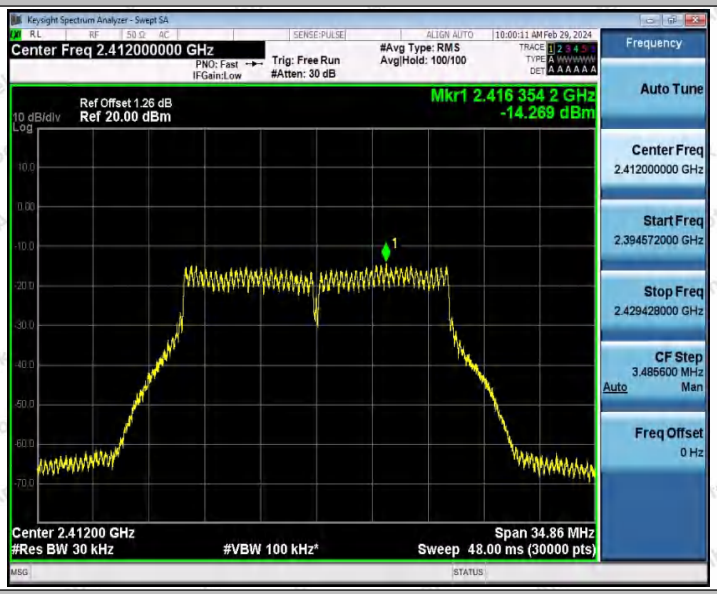

11G_Ant1_2437

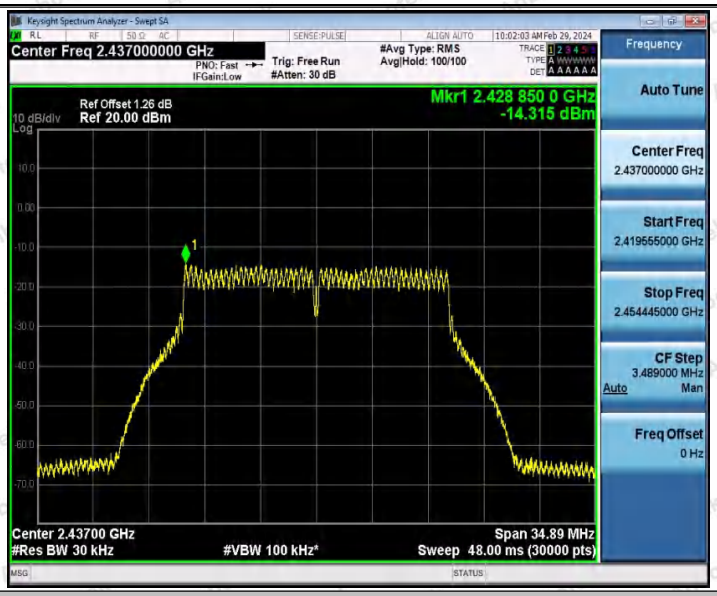

11G_Ant1_2462

11N20SISO_Ant1_2412

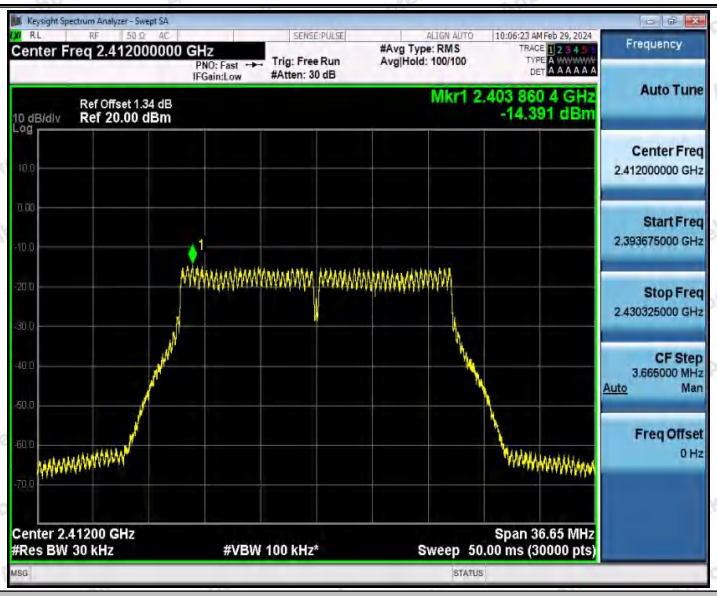

11N20SISO_Ant1_2437

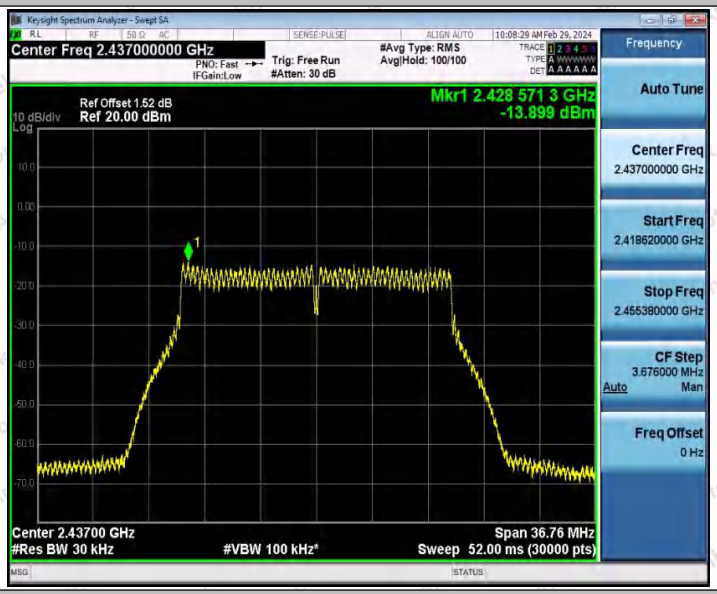

11N20SISO_Ant1_2462

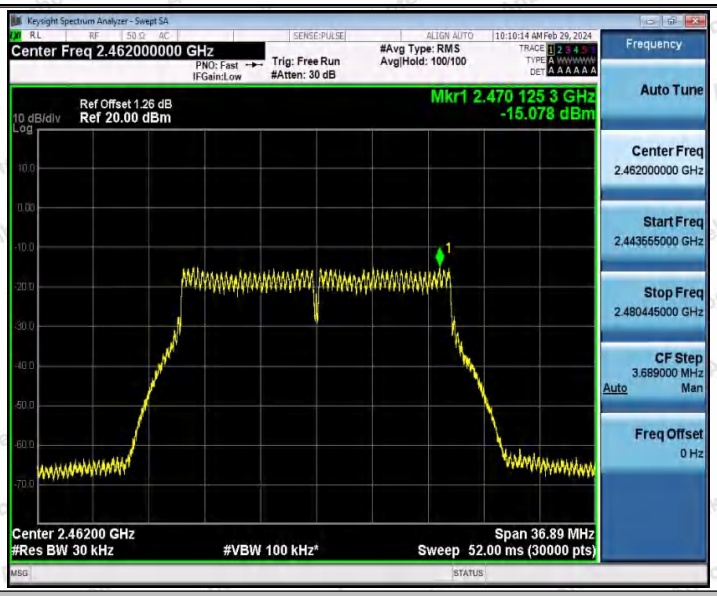

11N40SISO_Ant1_2422

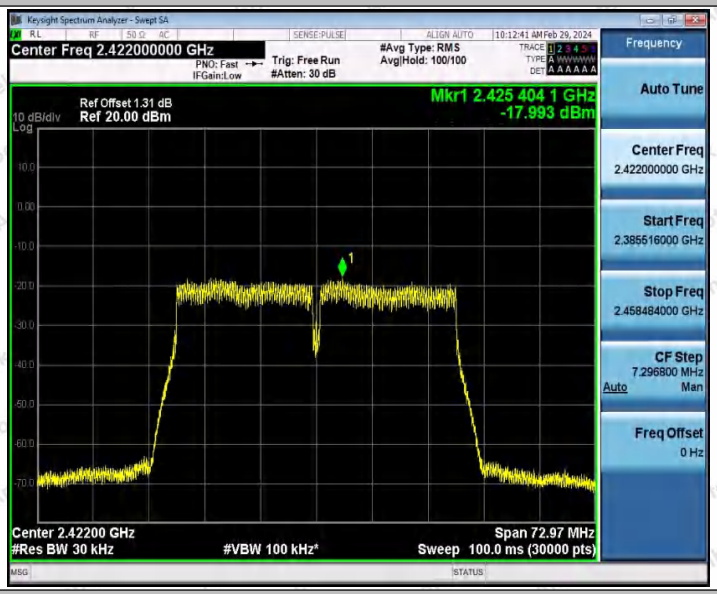

11N40SISO_Ant1_2437

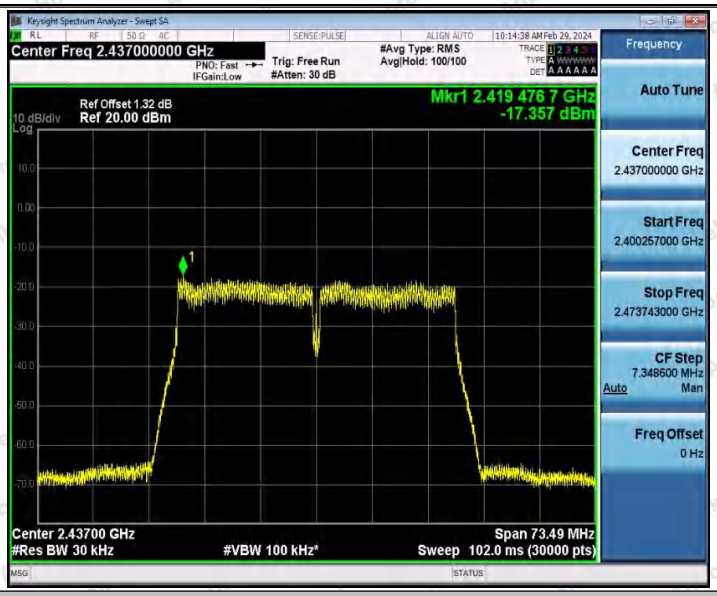

11N40SISO_Ant1_2452

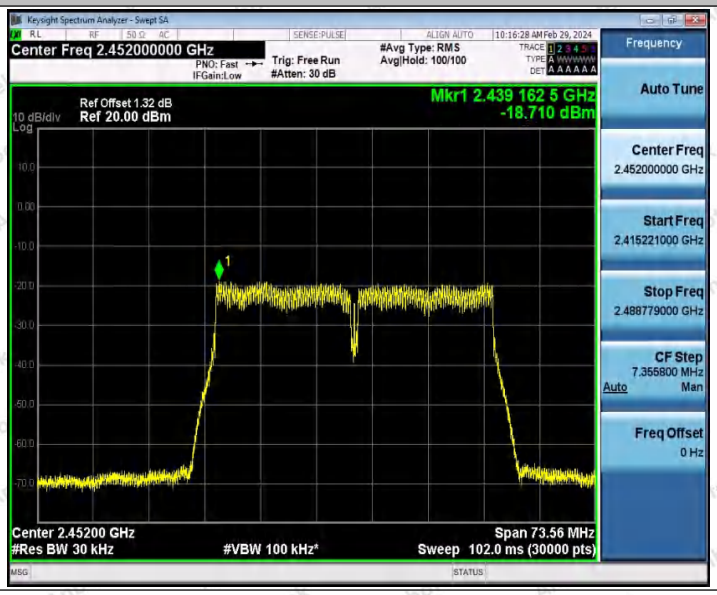

Appendix E: Band edge measurements

Test Result

TestMode	Antenna	ChName	Frequency[MHz]	RefLevel[dBm]	Result[dBm]	Limit[dBm]	Verdict
11B	Ant1	Low	2412	4.91	-49.81	≤-25.09	PASS
		High	2462	4.16	-53.86	≤-25.84	PASS
11G	Ant1	Low	2412	-1.53	-36.93	≤-31.53	PASS
		High	2462	-2.44	-51.15	≤-32.44	PASS
11N20SISO	Ant1	Low	2412	-2.06	-42.04	≤-32.06	PASS
		High	2462	-0.38	-49.22	≤-30.38	PASS
11N40SISO	Ant1	Low	2422	-3.32	-41.51	≤-33.32	PASS
		High	2452	-3.69	-48.85	≤-33.69	PASS

Test Graphs

11B_Ant1_Low_2412

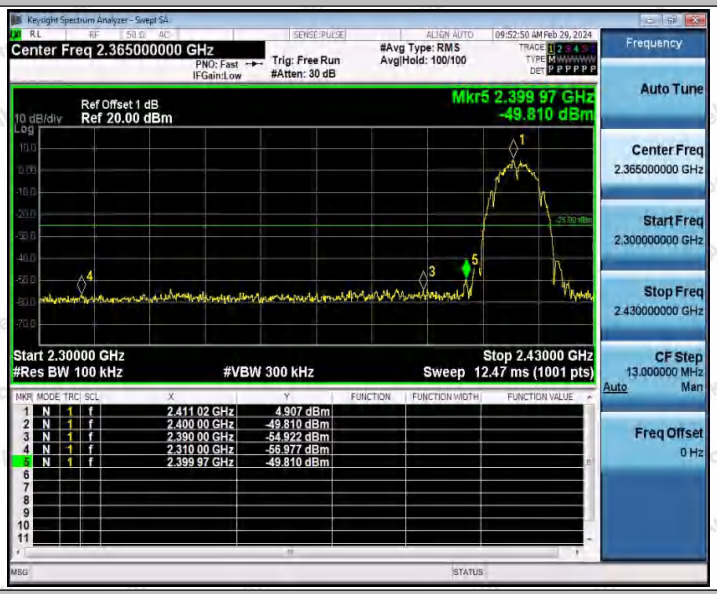

11B_Ant1_High_2462

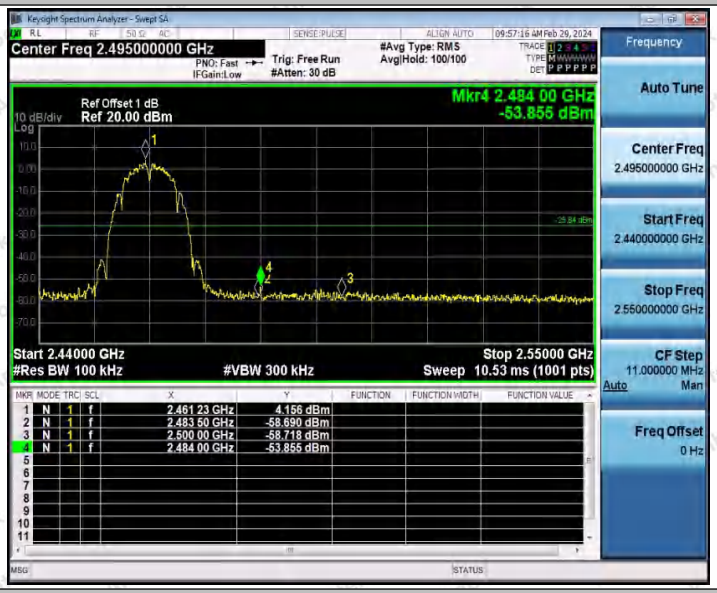

11G_Ant1_Low_2412

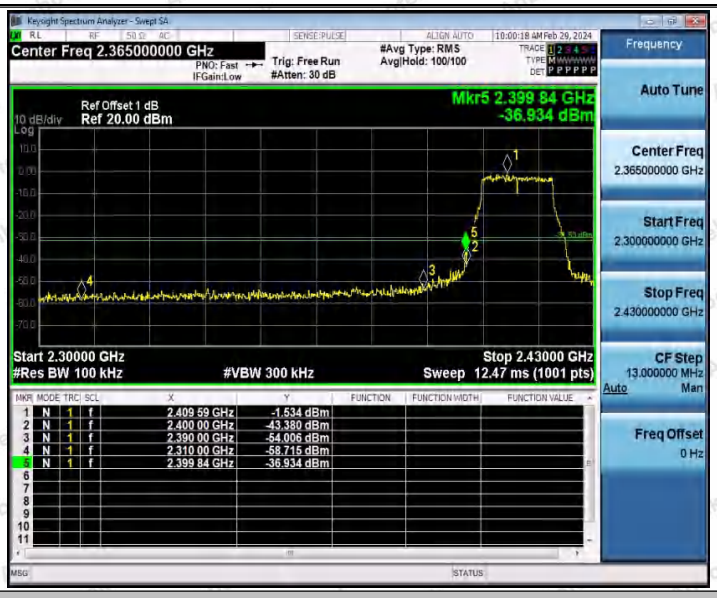

11G_Ant1_High_2462

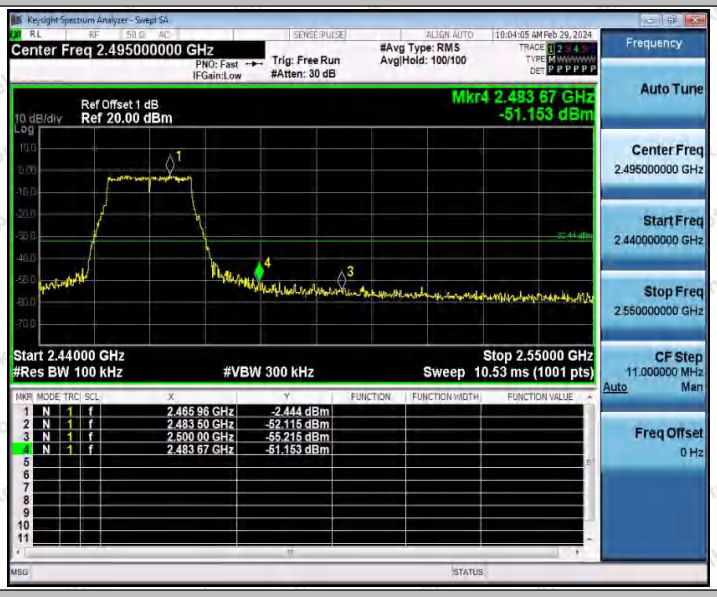

11N20SISO_Ant1_Low_2412

11N20SISO_Ant1_High_2462

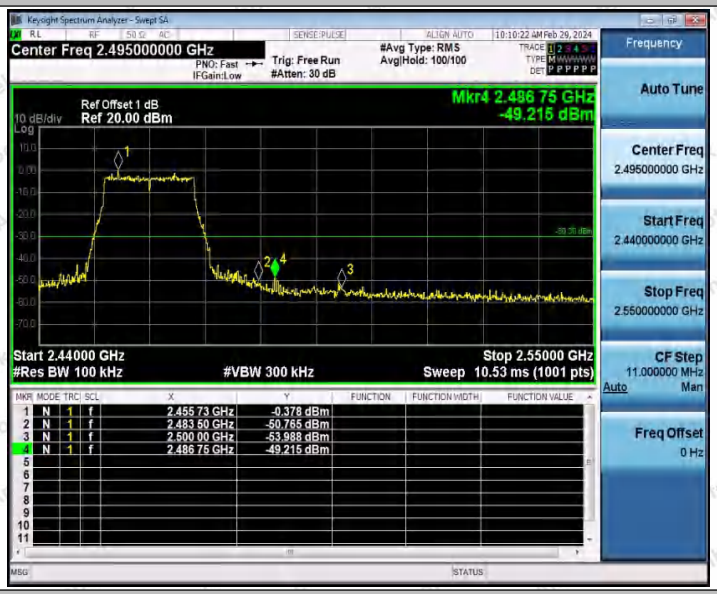

11N40SISO_Ant1_Low_2422

11N40SISO_Ant1_High_2452

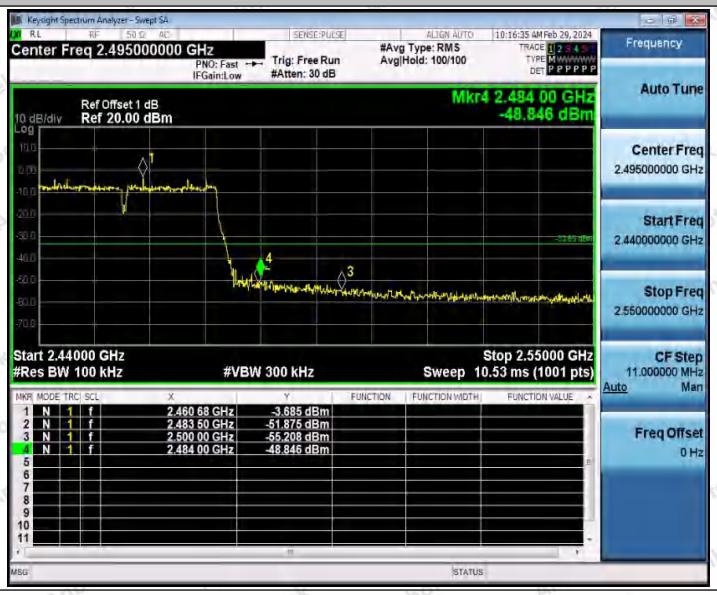

Appendix F: Conducted Spurious Emission

Test Result

TestMode	Antenna	Frequency[MHz]	FreqRange [Mhz]	RefLevel [dBm]	Result [dBm]	Limit [dBm]	Verdict
11B	Ant1	2412	Reference	3.74	3.74	---	PASS
			30~1000	3.74	-66.45	≤-26.26	PASS
			1000~26500	3.74	-50.61	≤-26.26	PASS
		2437	Reference	2.51	2.51	---	PASS
			30~1000	2.51	-66.85	≤-27.49	PASS
			1000~26500	2.51	-50.69	≤-27.49	PASS
		2462	Reference	2.51	2.51	---	PASS
			30~1000	2.51	-65.97	≤-27.49	PASS
			1000~26500	2.51	-50.51	≤-27.49	PASS
11G	Ant1	2412	Reference	-0.55	-0.55	---	PASS
			30~1000	-0.55	-66.57	≤-30.55	PASS
			1000~26500	-0.55	-52.14	≤-30.55	PASS
		2437	Reference	-0.54	-0.54	---	PASS
			30~1000	-0.54	-66.64	≤-30.54	PASS
			1000~26500	-0.54	-52.54	≤-30.54	PASS
		2462	Reference	-2.31	-2.31	---	PASS
			30~1000	-2.31	-67.5	≤-32.31	PASS
			1000~26500	-2.31	-51.51	≤-32.31	PASS
11N20SISO	Ant1	2412	Reference	-2.70	-2.70	---	PASS
			30~1000	-2.70	-67.18	≤-32.7	PASS
			1000~26500	-2.70	-50.99	≤-32.7	PASS
		2437	Reference	-2.97	-2.97	---	PASS
			30~1000	-2.97	-67.19	≤-32.97	PASS
			1000~26500	-2.97	-52.34	≤-32.97	PASS
		2462	Reference	-2.71	-2.71	---	PASS
			30~1000	-2.71	-66.59	≤-32.71	PASS
			1000~26500	-2.71	-42.94	≤-32.71	PASS
11N40SISO	Ant1	2422	Reference	-5.72	-5.72	---	PASS
			30~1000	-5.72	-66.72	≤-35.72	PASS
			1000~26500	-5.72	-52.73	≤-35.72	PASS
		2437	Reference	-2.67	-2.67	---	PASS
			30~1000	-2.67	-65.87	≤-32.67	PASS
			1000~26500	-2.67	-52.15	≤-32.67	PASS
		2452	Reference	-4.48	-4.48	---	PASS
			30~1000	-4.48	-66.2	≤-34.48	PASS

			1000~26500	-4.48	-51	≤-34.48	PASS

Test Graphs

11B_Ant1_2412_0~Reference

11B_Ant1_2412_30~1000

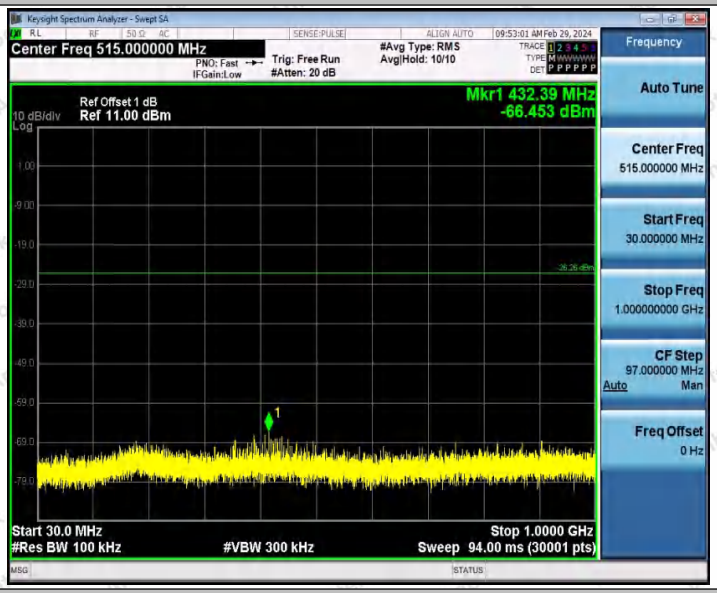

11B_Ant1_2412_1000~26500

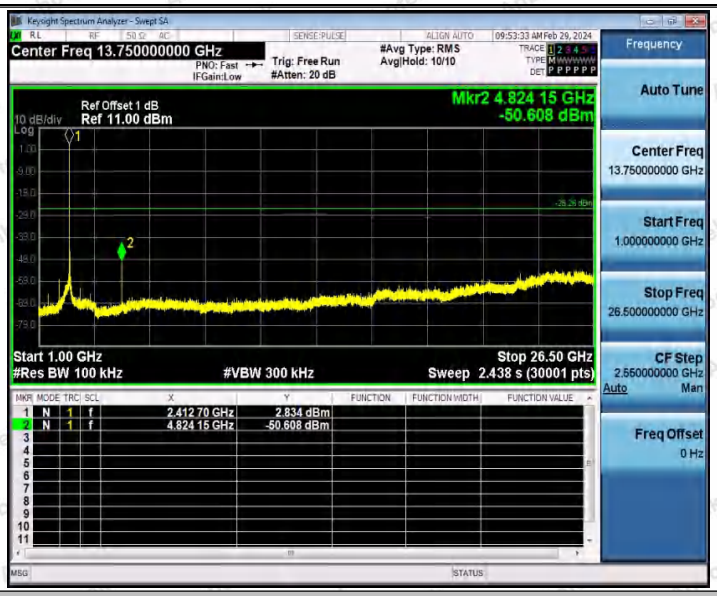

11B_Ant1_2437_0~Reference

11B_Ant1_2437_30~1000

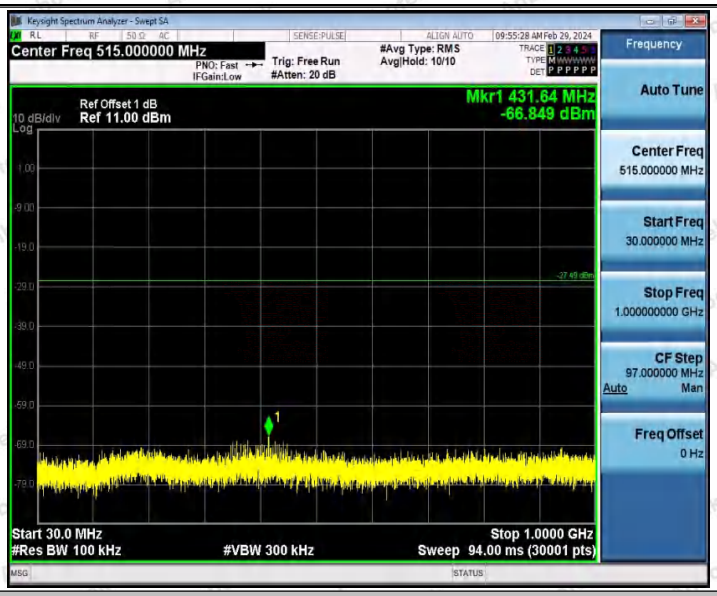

11B_Ant1_2437_1000~26500

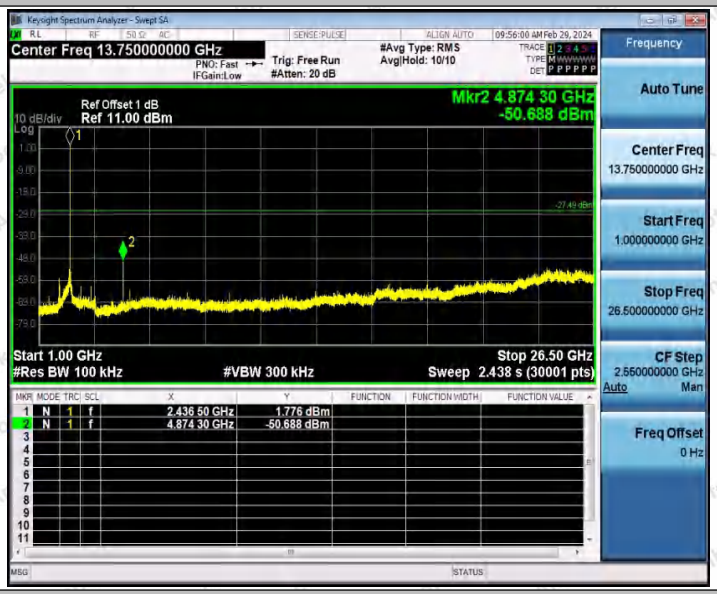

11B_Ant1_2462_0~Reference

11B_Ant1_2462_30~1000

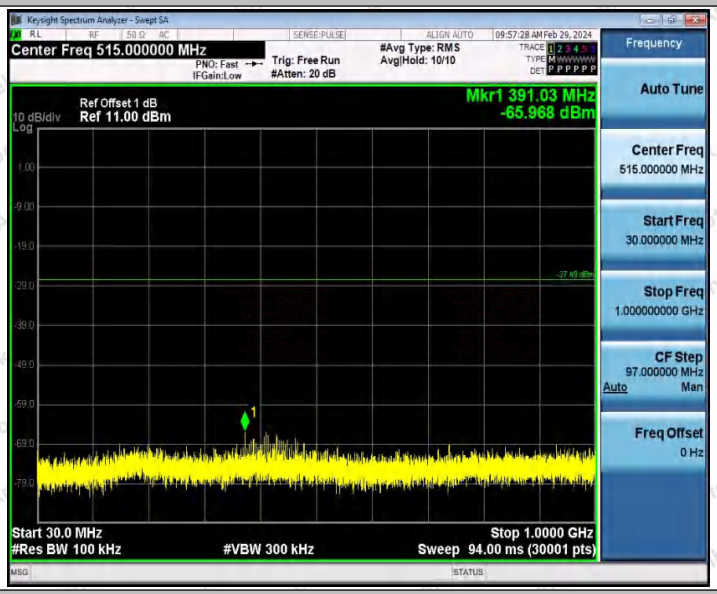

11B_Ant1_2462_1000~26500

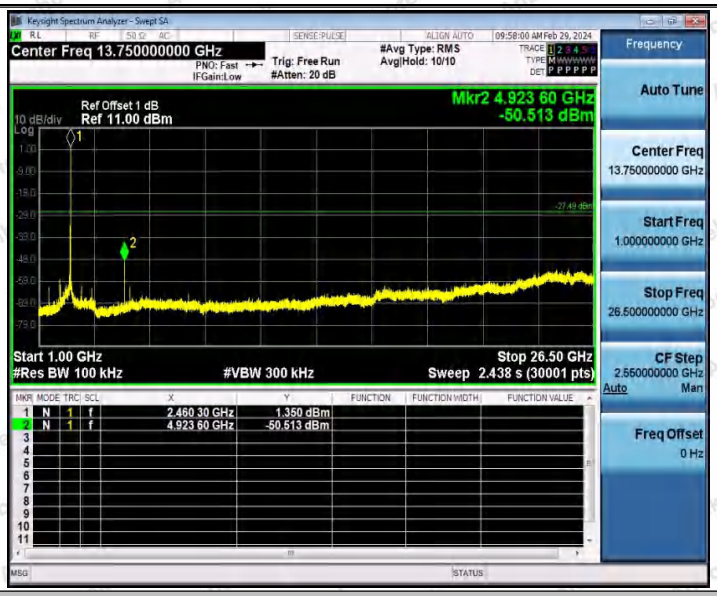

11G_Ant1_2412_0~Reference

11G_Ant1_2412_30~1000

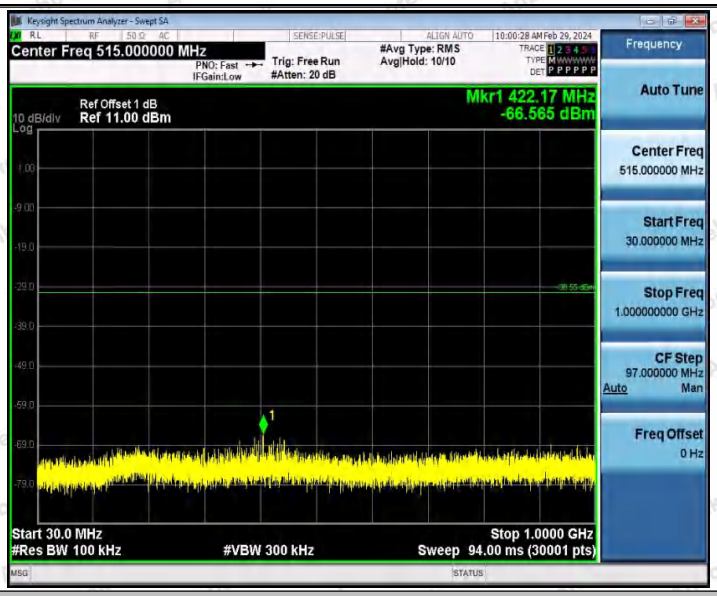

11G_Ant1_2412_1000~26500

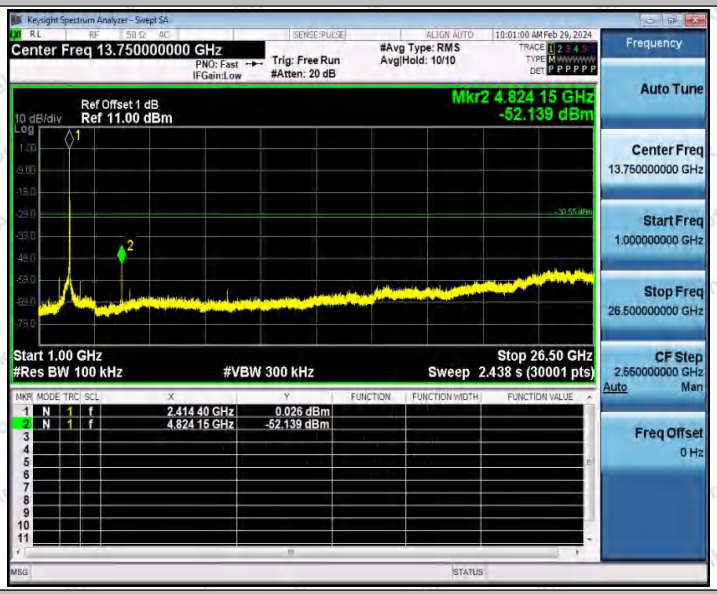

11G_Ant1_2437_0~Reference

11G_Ant1_2437_30~1000

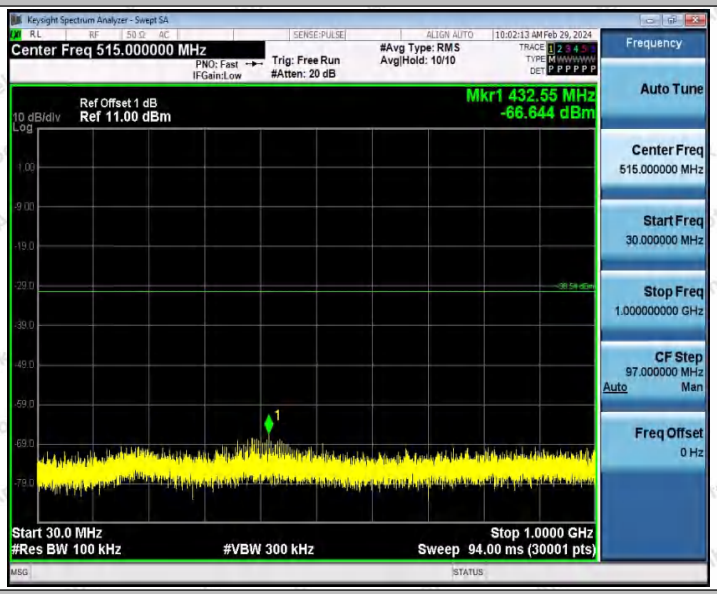

11G_Ant1_2437_1000~26500

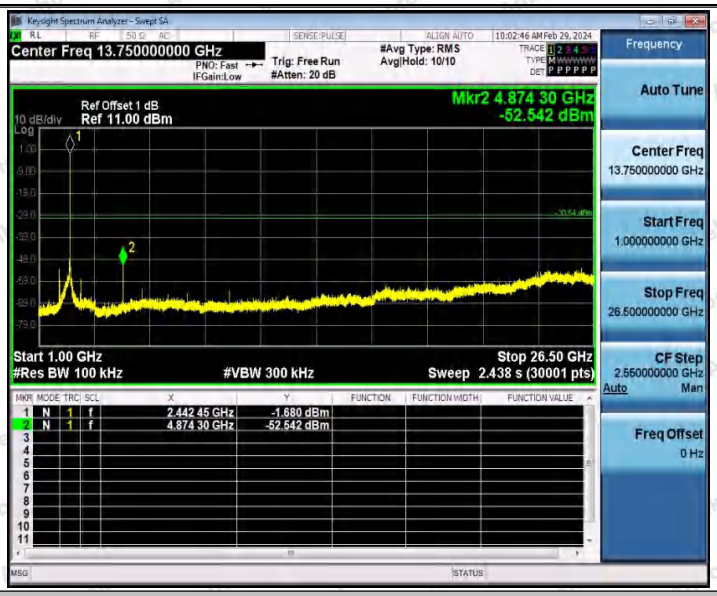

11G_Ant1_2462_0~Reference

11G_Ant1_2462_30~1000

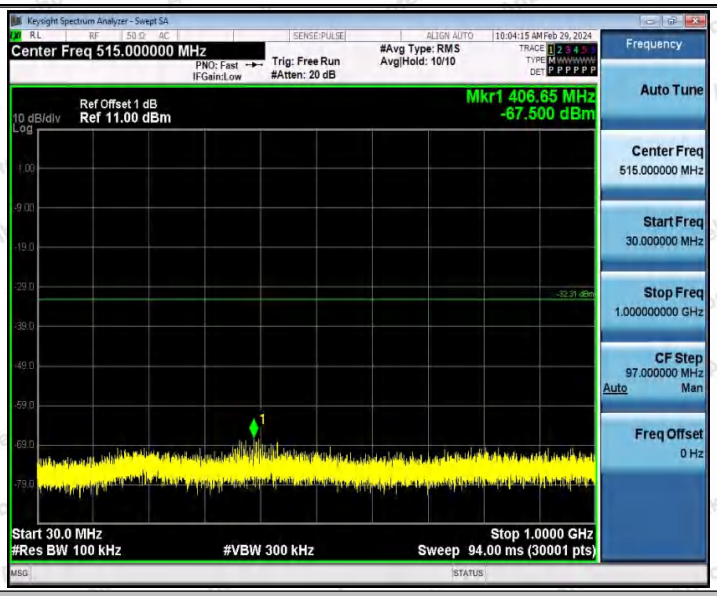

11G_Ant1_2462_1000~26500

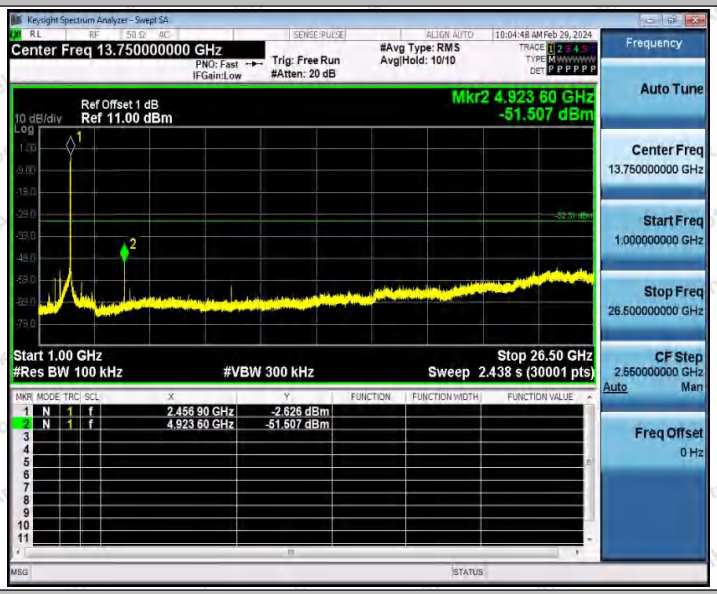

11N20SISO_Ant1_2412_0~Reference

11N20SISO_Ant1_2412_30~1000

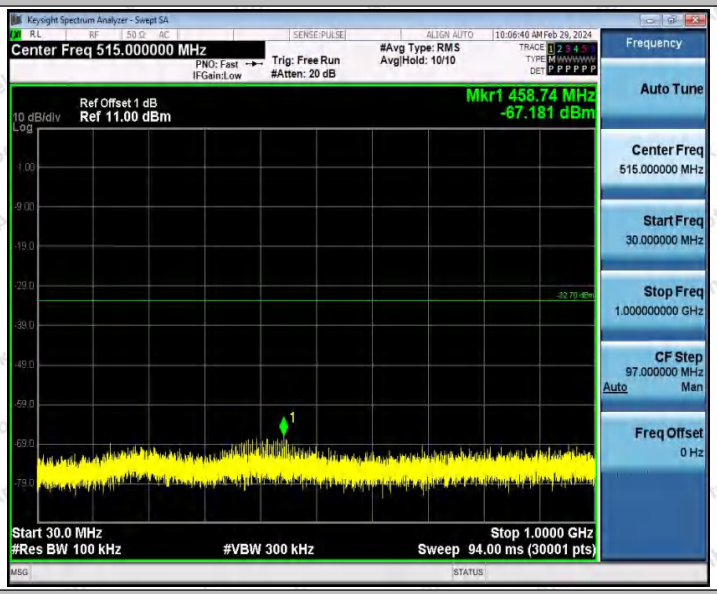

11N20SISO_Ant1_2412_1000~26500

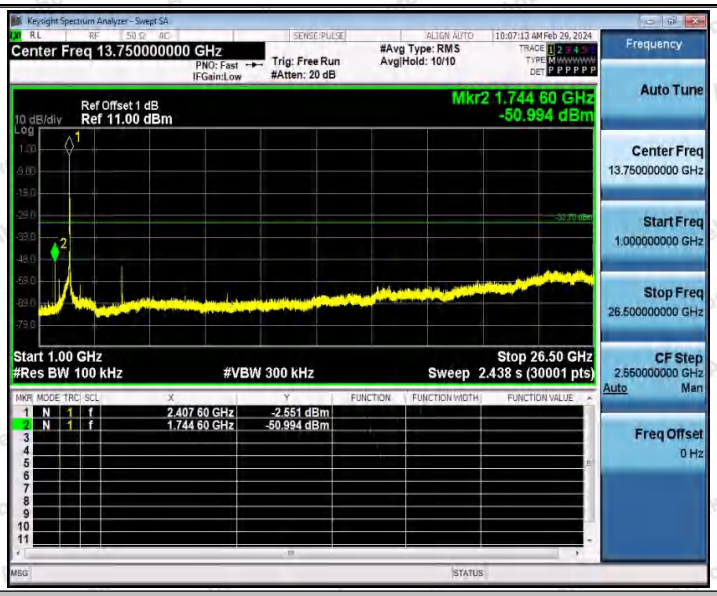

11N20SISO_Ant1_2437_0~Reference

11N20SISO_Ant1_2437_30~1000

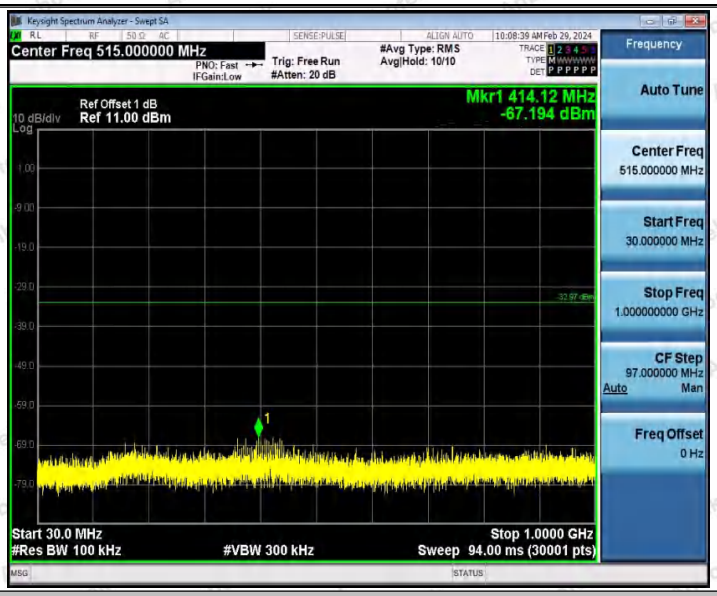

11N20SISO_Ant1_2437_1000~26500

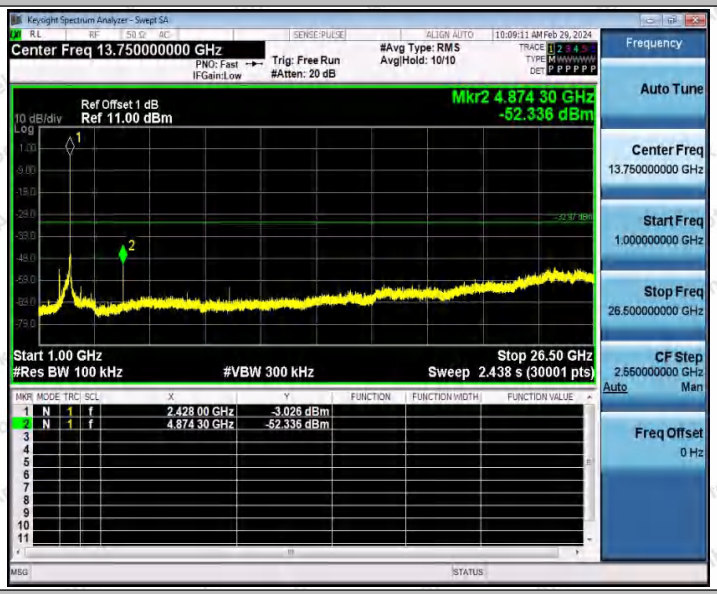

11N20SISO_Ant1_2462_0~Reference

11N20SISO_Ant1_2462_30~1000

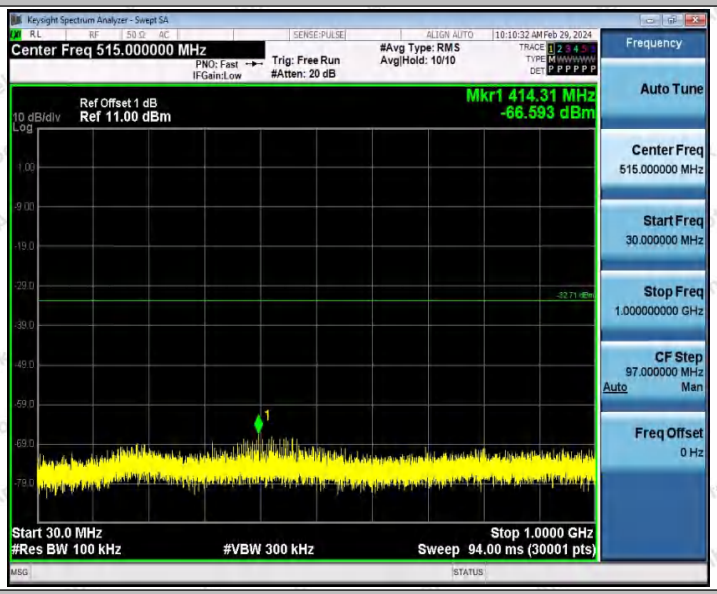

11N20SISO_Ant1_2462_1000~26500

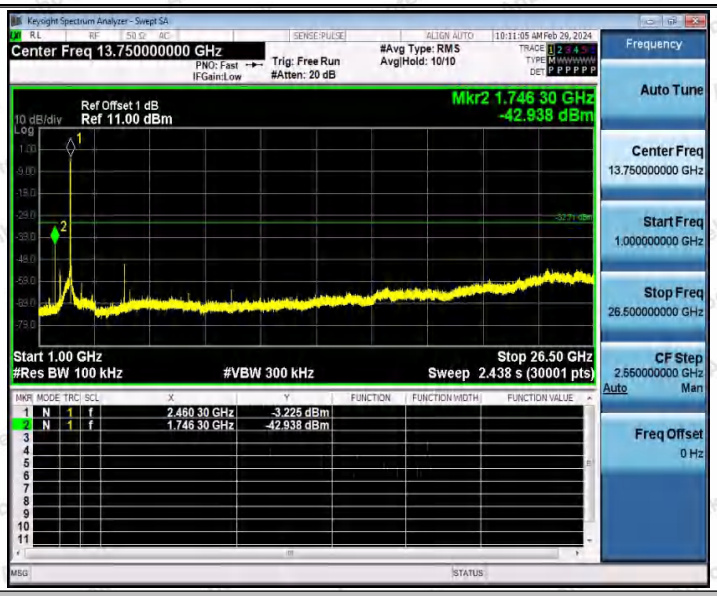

11N40SISO_Ant1_2422_0~Reference

11N40SISO_Ant1_2422_30~1000

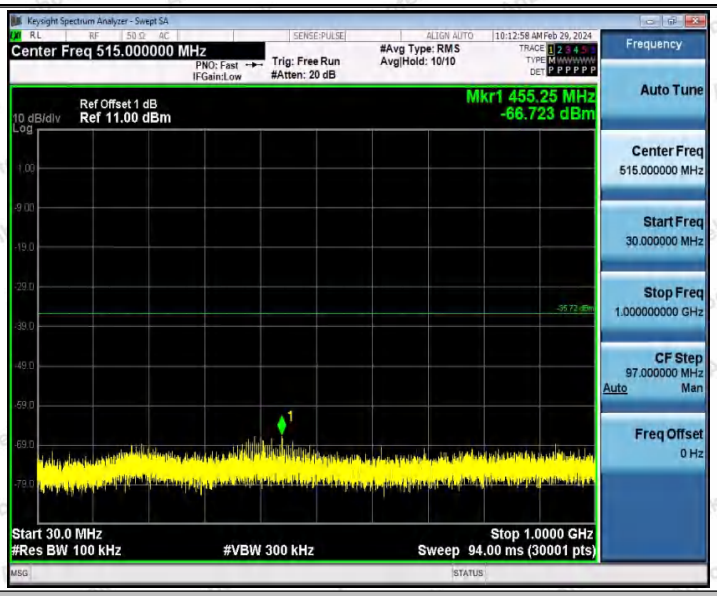

11N40SISO_Ant1_2422_1000~26500

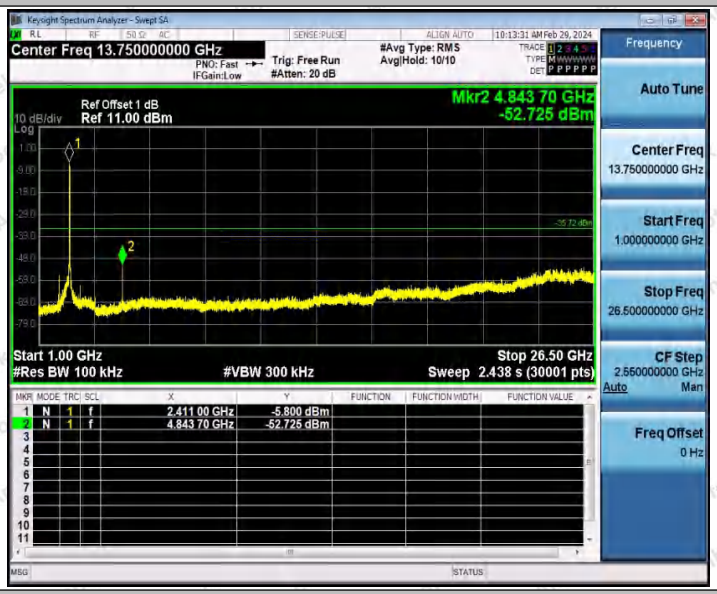

11N40SISO_Ant1_2437_0~Reference

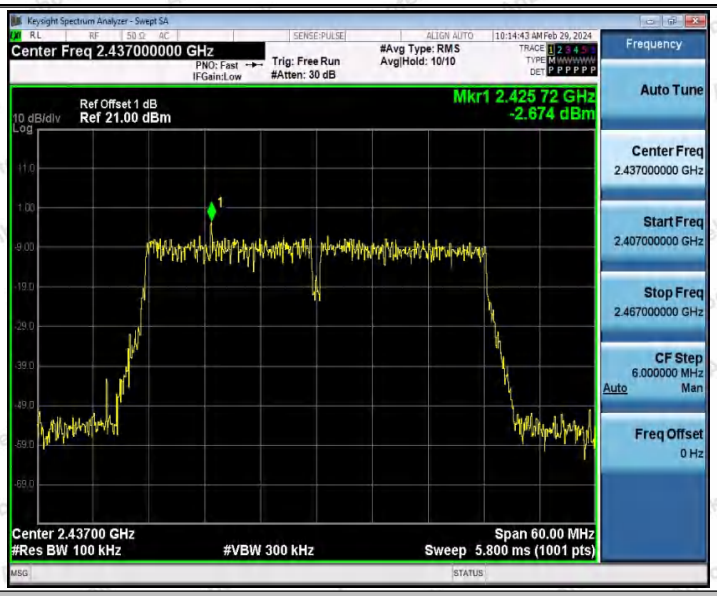

11N40SISO_Ant1_2437_30~1000

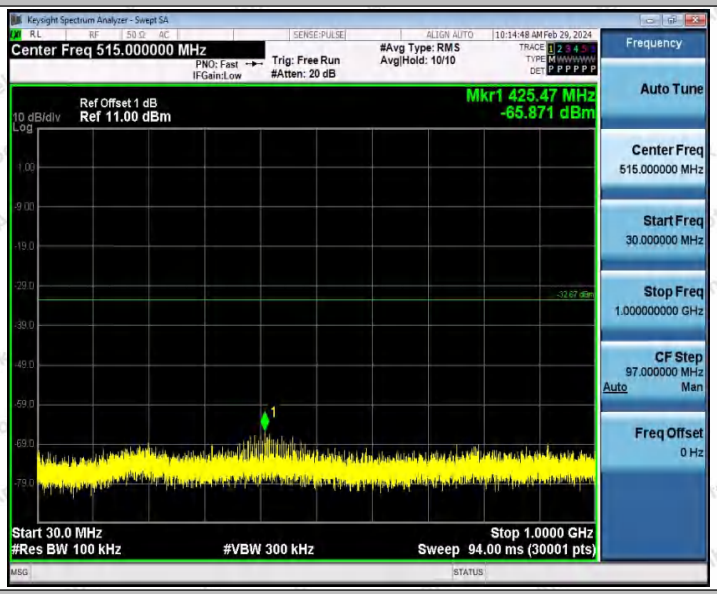

11N40SISO_Ant1_2437_1000~26500

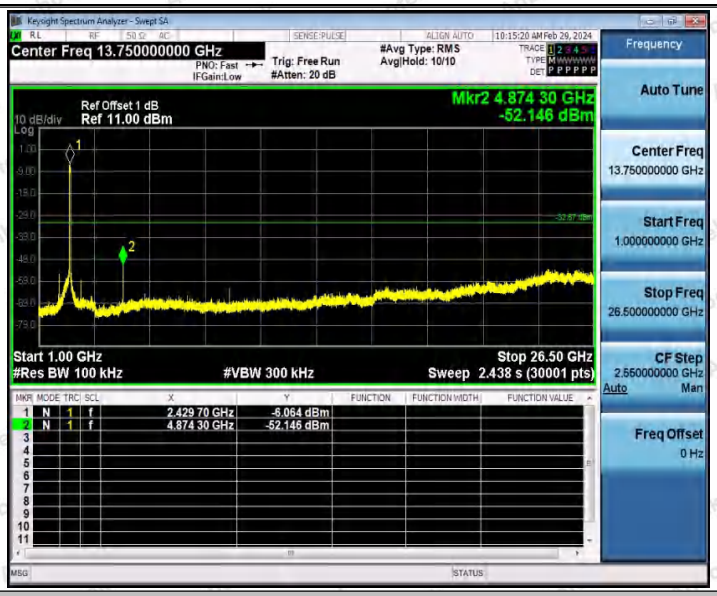

11N40SISO_Ant1_2452_0~Reference

11N40SISO_Ant1_2452_30~1000

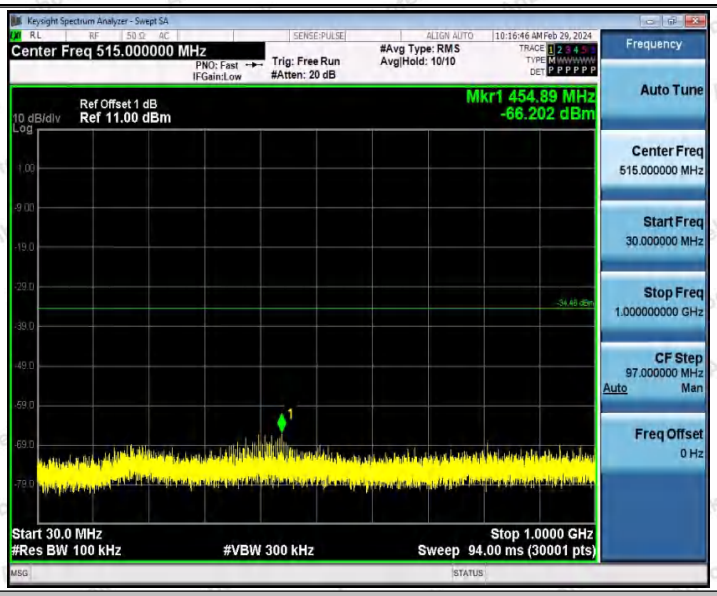

11N40SISO_Ant1_2452_1000~26500

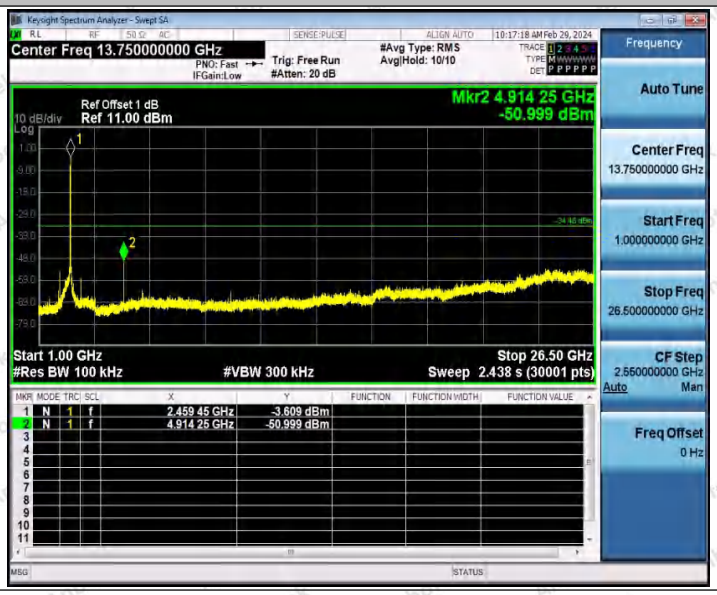

Appendix G: Duty Cycle

Test Result

TestMode	Antenna	Frequency[MHz]	Transmission Duration [ms]	Transmission Period [ms]	Duty Cycle [%]	Factor
11B	Ant1	2412	15.33	17.85	85.88	0.66
		2437	15.33	20.67	74.17	1.30
		2462	15.33	20.43	75.04	1.25
11G	Ant1	2412	5.11	5.42	94.28	0.26
		2437	5.10	5.41	94.27	0.26
		2462	5.11	5.43	94.11	0.26
11N20SISO	Ant1	2412	4.73	5.12	92.38	0.34
		2437	4.73	5.33	88.74	0.52
		2462	4.74	5.03	94.23	0.26
11N40SISO	Ant1	2422	4.56	4.90	93.06	0.31
		2437	4.56	4.91	92.87	0.32
		2452	4.56	4.91	92.87	0.32

Test Graphs

11B_Ant1_2412

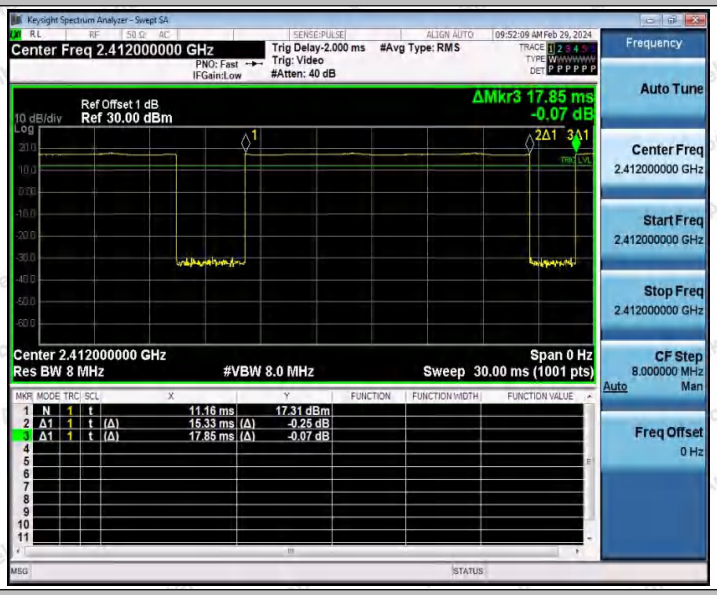

11B_Ant1_2437

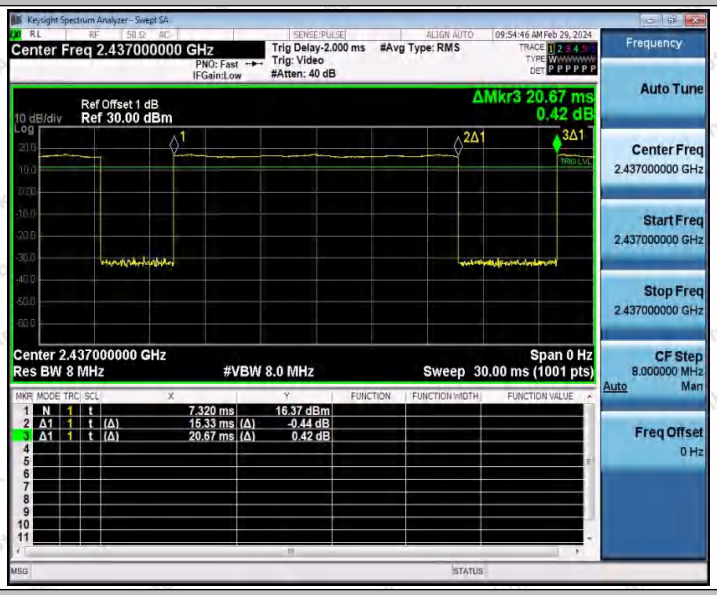

11B_Ant1_2462

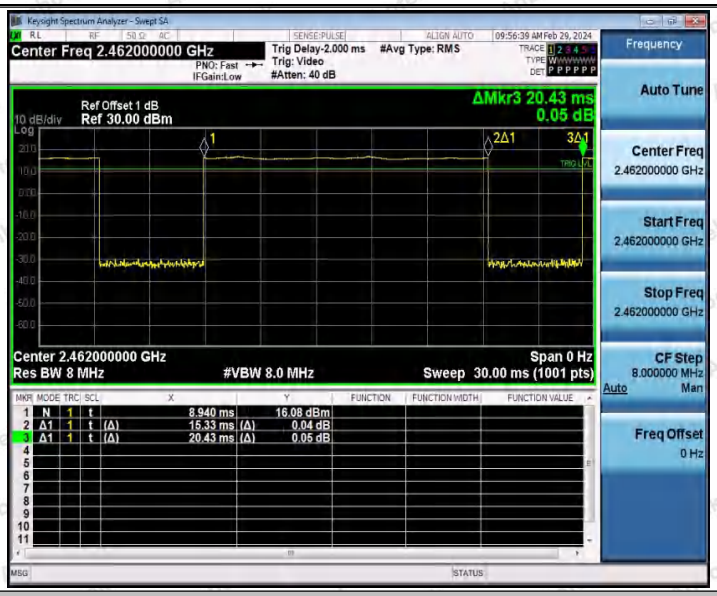

11G_Ant1_2412

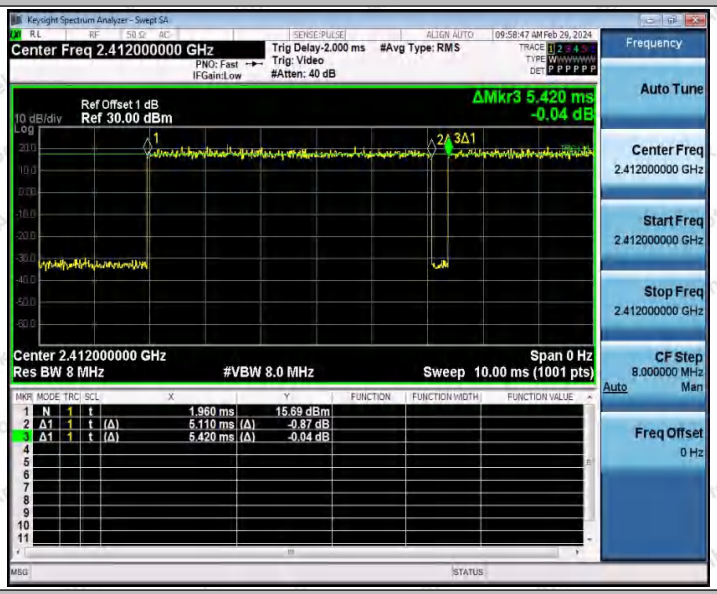

11G_Ant1_2437

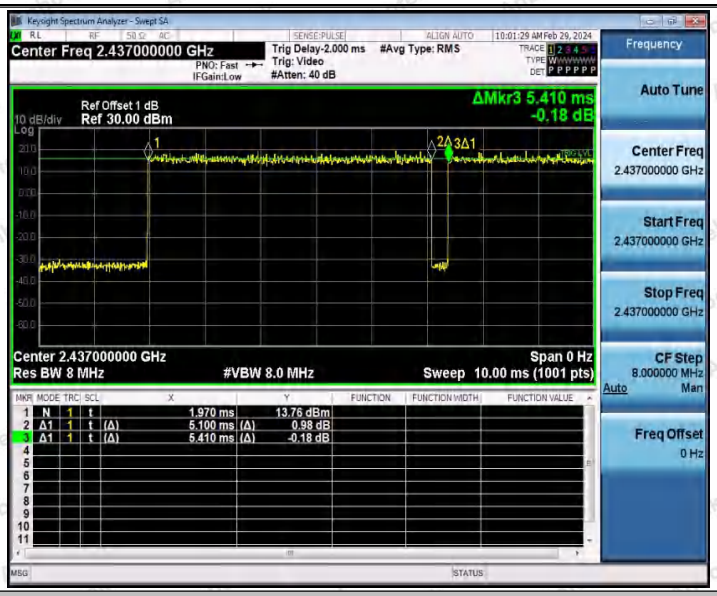

11G_Ant1_2462

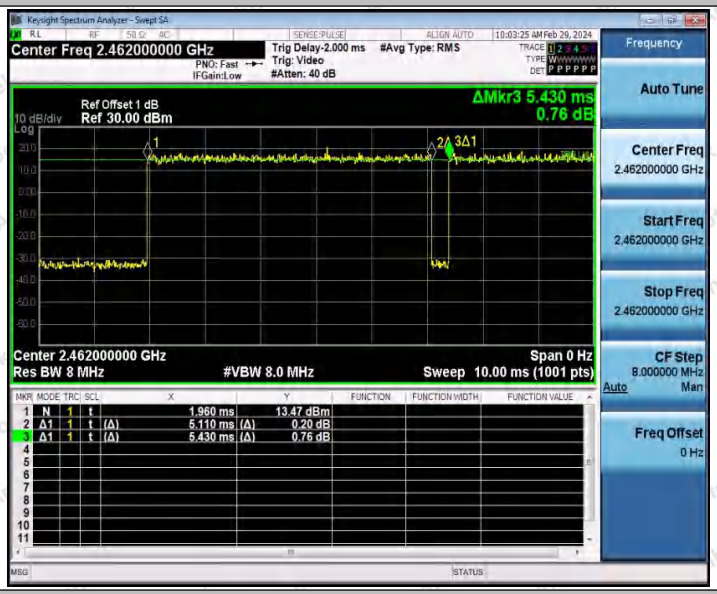

11N20SISO_Ant1_2412

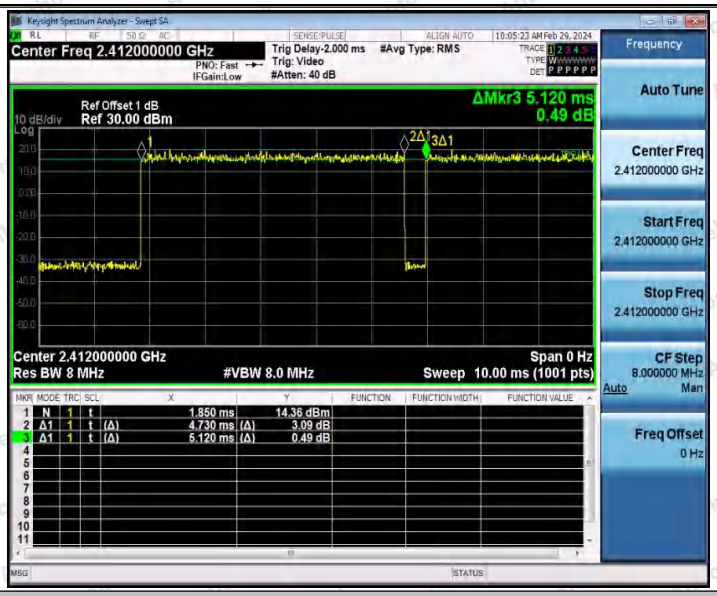

11N20SISO_Ant1_2437

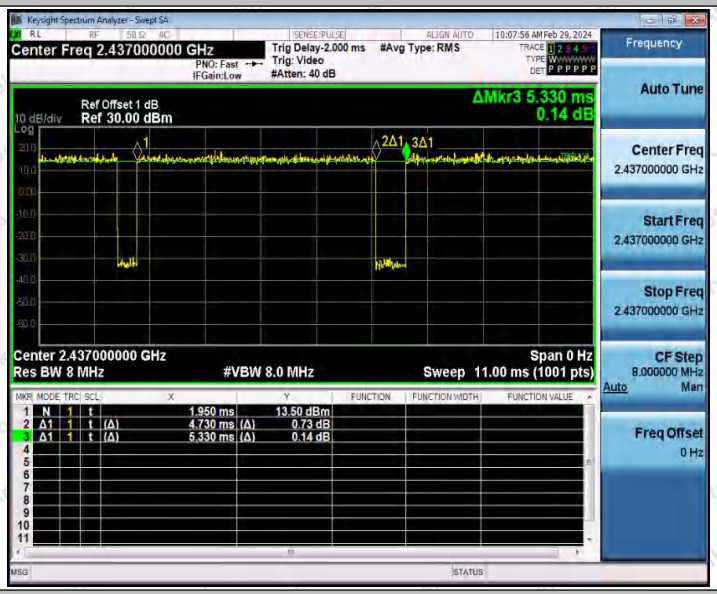

11N20SISO_Ant1_2462

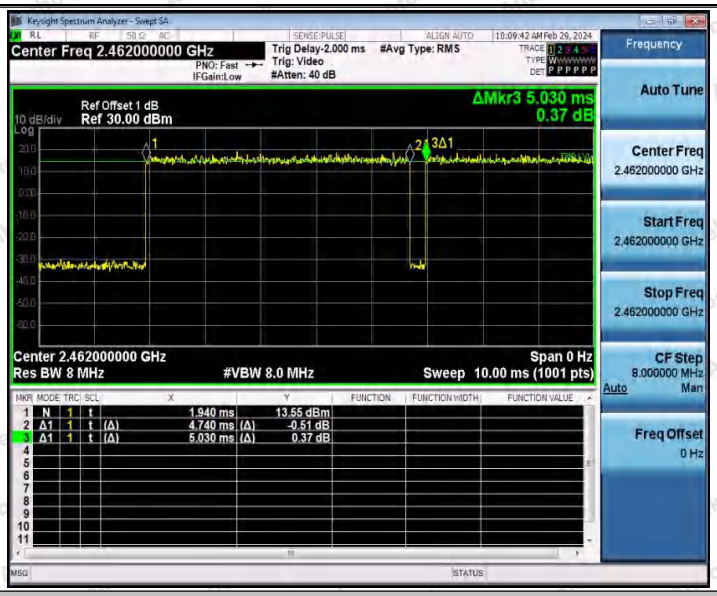

11N40SISO_Ant1_2422

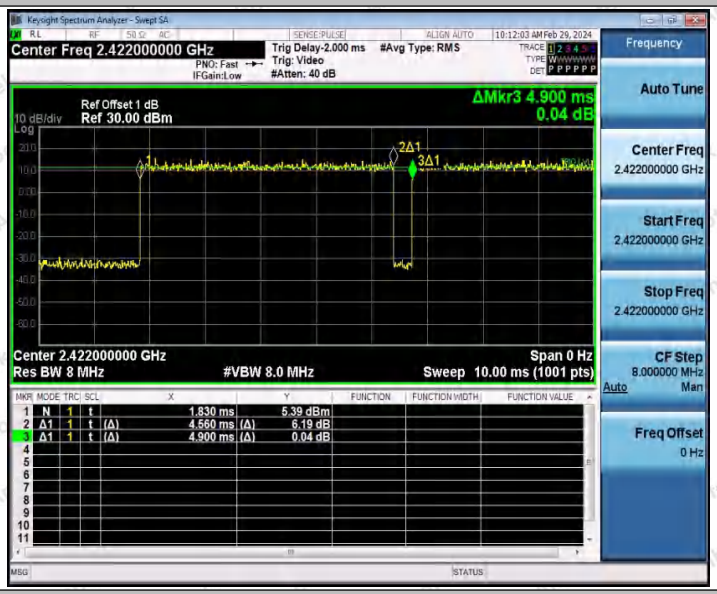

11N40SISO_Ant1_2437

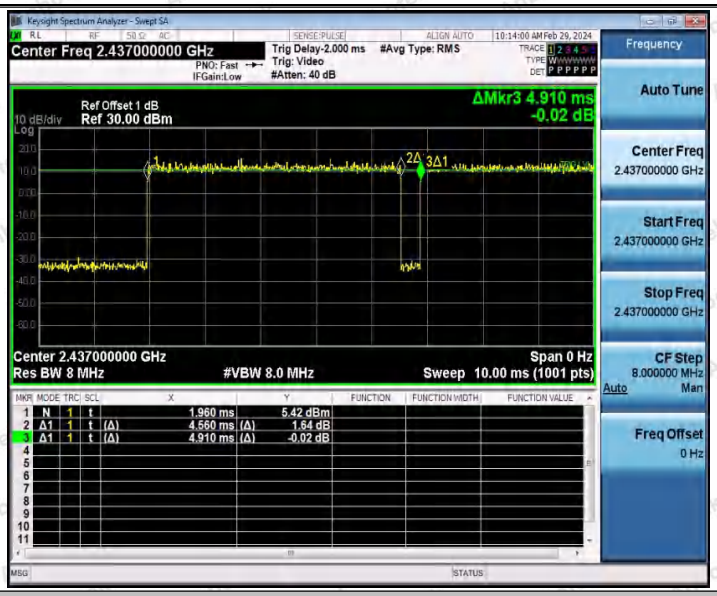

11N40SISO_Ant1_2452

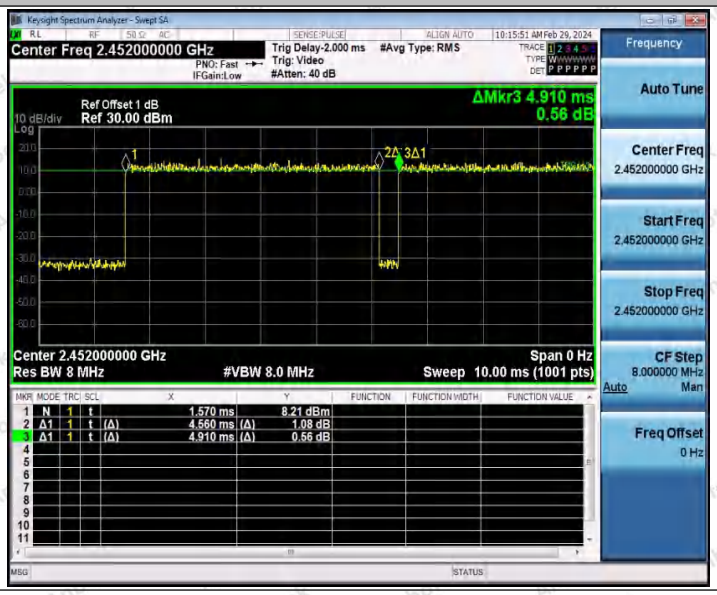

---END---