Appendix Test Data

Report No:	18220WC40024203	Test Sample NO:	1-2-2
Start Test Date:	2024.2.29	Finish Test Date:	2024.2.29
Test Engineer:	Joker Huang	Auditor:	Justin Feng
Temperature:	25.3℃	Relative Humidity:	48%
Pressure:	101kPa		

Appendix A1: Emission Bandwidth

Test Result

TestMode	Antenna	Frequency[MHz]	26db EBW [MHz]	FL[MHz]	FH[MHz]	Limit[MHz]	Verdict
11A	Ant1	5180	21.200	5169.360	5190.560	---	---
		5200	21.440	5189.360	5210.800	---	---
		5240	21.320	5229.200	5250.520	---	---
		5745	21.320	5734.400	5755.720	---	---
		5785	21.600	5774.120	5795.720	---	---
		5825	21.360	5814.360	5835.720	---	---
11N20SISO	Ant1	5180	21.920	5169.080	5191.000	---	---
		5200	21.600	5189.200	5210.800	---	---
		5240	21.560	5229.240	5250.800	---	---
		5745	22.000	5734.000	5756.000	---	---
		5785	21.440	5774.280	5795.720	---	---
		5825	21.880	5813.960	5835.840	---	---
11N40SISO	Ant1	5190	40.400	5169.920	5210.320	---	---
		5230	40.480	5209.520	5250.000	---	---
		5755	40.640	5734.680	5775.320	---	---
		5795	40.480	5774.680	5815.160	---	---
11AC20SISO	Ant1	5180	21.840	5169.200	5191.040	---	---
		5200	21.640	5189.120	5210.760	---	---
		5240	21.600	5229.120	5250.720	---	---
		5745	22.200	5733.720	5755.920	---	---
		5785	21.640	5774.160	5795.800	---	---
		5825	21.960	5814.120	5836.080	---	---
11AC40SISO	Ant1	5190	40.640	5169.680	5210.320	---	---
		5230	40.320	5209.600	5249.920	---	---

		5755	40.720	5734.440	5775.160	---	---
		5795	40.560	5774.680	5815.240	---	---
11AC80SISO	Ant1	5210	80.160	5170.000	5250.160	---	---
		5775	80.160	5734.840	5815.000	---	---

Test Graphs

11A_Ant1_5180

11A_Ant1_5200

11A_Ant1_5240

11A_Ant1_5745

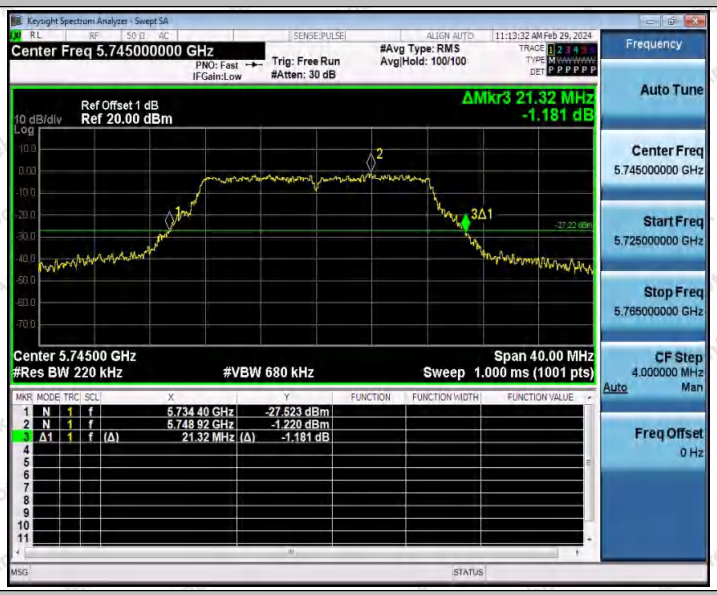

11A_Ant1_5785

11A_Ant1_5825

11N20SISO_Ant1_5180

11N20SISO_Ant1_5200

11N20SISO_Ant1_5240

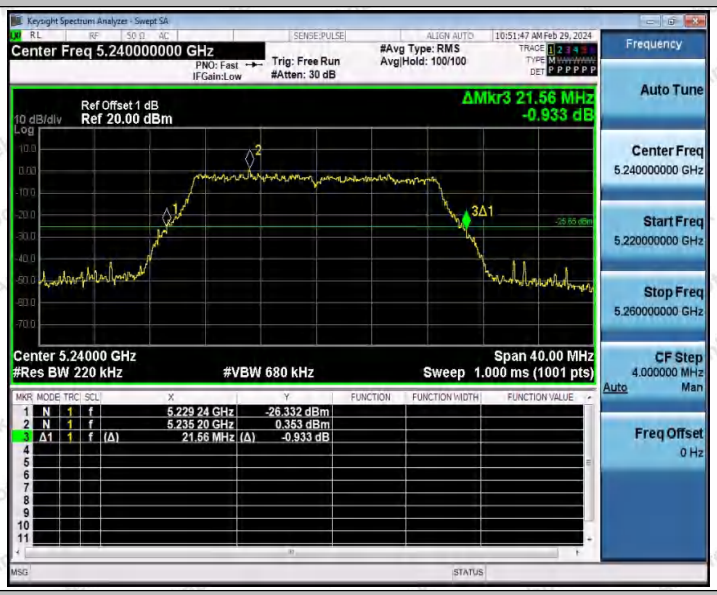

11N20SISO_Ant1_5745

11N20SISO_Ant1_5785

11N20SISO_Ant1_5825

11N40SISO_Ant1_5190

11N40SISO_Ant1_5230

11N40SISO_Ant1_5755

11N40SISO_Ant1_5795

11AC20SISO_Ant1_5180

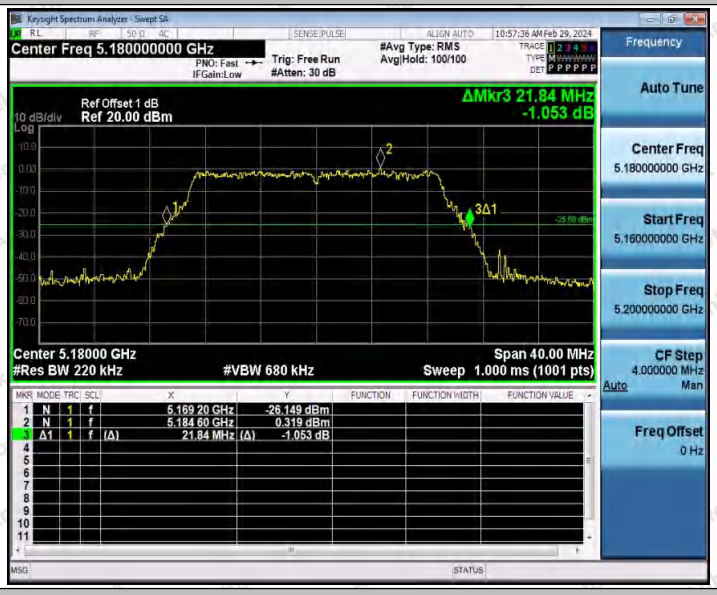

11AC20SISO_Ant1_5200

11AC20SISO_Ant1_5240

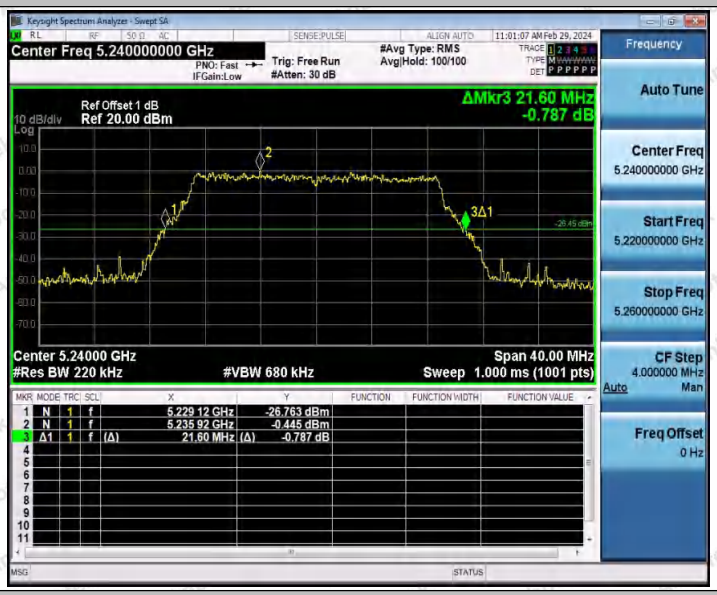

11AC20SISO_Ant1_5745

11AC20SISO_Ant1_5785

11AC20SISO_Ant1_5825

11AC40SISO_Ant1_5190

11AC40SISO_Ant1_5230

11AC40SISO_Ant1_5755

11AC40SISO_Ant1_5795

11AC80SISO_Ant1_5210

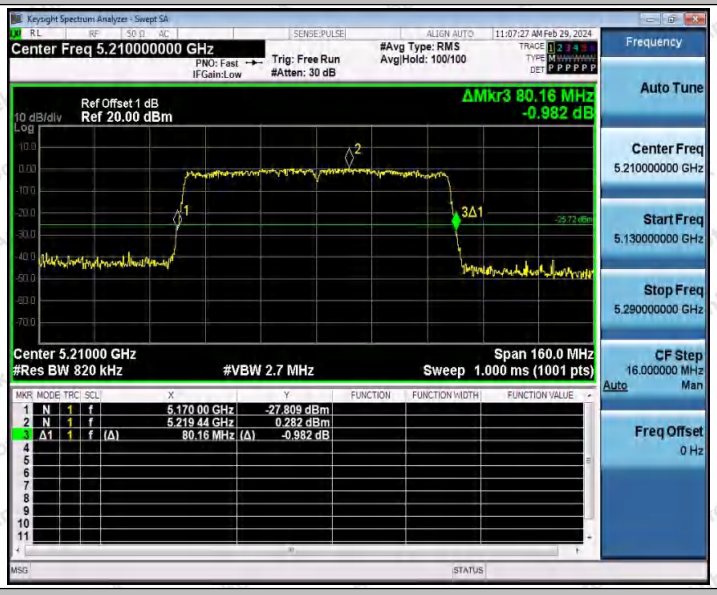

11AC80SISO_Ant1_5775

Keysight Spectrum Analyzer - Swept SA
Center Freq 5.775000000 GHz
PNO: Fast
IFGain:Low
Trig: Free Run
#Atten: 30 dB
#Avg Type: RMS
Avg|Hold: 100/100
11:39:20 AM Feb 29, 2024
Ref Offset 1 dB
10 dB/div Ref 20.00 dBm
ΔMkr3 80.16 MHz
1.280 dB
Center 5.77500 GHz
#Res BW 820 kHz
#VBW 2.7 MHz
Span 160.0 MHz
Sweep 1.000 ms (1001 pts)
1 N 1 f 5.734 84 GHz -27.675 dBm
2 N 1 f 5.798 52 GHz -0.176 dBm
3 Δ1 1 f (Δ) 80.16 MHz (Δ) 1.280 dB
Frequency
Auto Tune
Center Freq 5.775000000 GHz
Start Freq 5.695000000 GHz
Stop Freq 5.855000000 GHz
CF Step 16.000000 MHz
Auto Man
Freq Offset 0 Hz

Appendix A2: Occupied channel bandwidth

Test Result

TestMode	Antenna	Frequency[MHz]	OCB [MHz]	FL[MHz]	FH[MHz]	Limit[MHz]	Verdict
11A	Ant1	5180	17.674	5171.1516	5188.8256	---	---
		5200	17.647	5191.1859	5208.8329	---	---
		5240	17.628	5231.0755	5248.7035	---	---
		5745	17.683	5736.1108	5753.7938	---	---
		5785	17.556	5776.2435	5793.7995	---	---
		5825	17.702	5816.0379	5833.7399	---	---
11N20SISO	Ant1	5180	18.534	5170.7809	5189.3149	---	---
		5200	18.487	5190.7887	5209.2757	---	---
		5240	18.552	5230.6485	5249.2005	---	---
		5745	18.582	5735.6530	5754.2350	---	---
		5785	18.453	5775.8046	5794.2576	---	---
		5825	18.492	5815.6934	5834.1854	---	---
11N40SISO	Ant1	5190	36.875	5171.6245	5208.4995	---	---
		5230	36.725	5211.5155	5248.2405	---	---
		5755	36.933	5736.6006	5773.5336	---	---
		5795	36.729	5776.6205	5813.3495	---	---
11AC20SISO	Ant1	5180	18.491	5170.7747	5189.2657	---	---
		5200	18.469	5190.7711	5209.2401	---	---
		5240	18.483	5230.6737	5249.1567	---	---
		5745	18.567	5735.6858	5754.2528	---	---
		5785	18.475	5775.7716	5794.2466	---	---
		5825	18.542	5815.6556	5834.1976	---	---
11AC40SISO	Ant1	5190	36.878	5171.6256	5208.5036	---	---
		5230	36.784	5211.5178	5248.3018	---	---
		5755	36.920	5736.6163	5773.5363	---	---
		5795	36.747	5776.6321	5813.3791	---	---
11AC80SISO	Ant1	5210	75.333	5172.4161	5247.7491	---	---
		5775	75.619	5737.3233	5812.9423	---	---

Test Graphs

11A_Ant1_5180

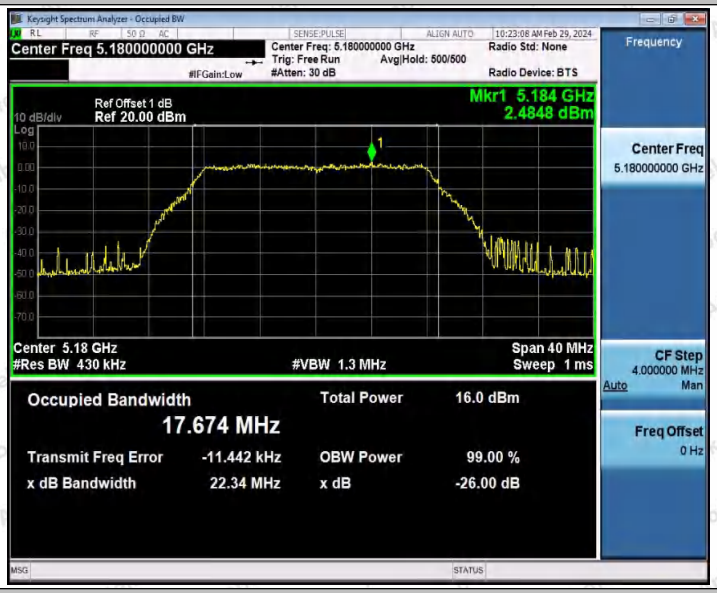

11A_Ant1_5200

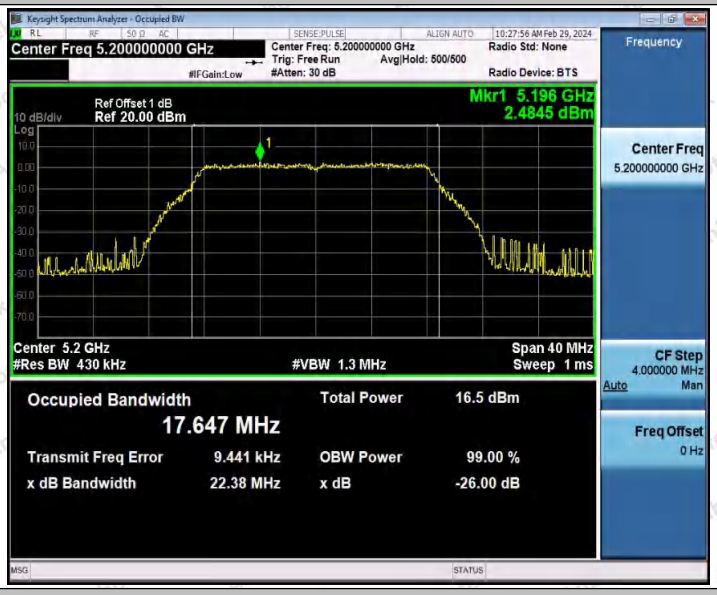

11A_Ant1_5240

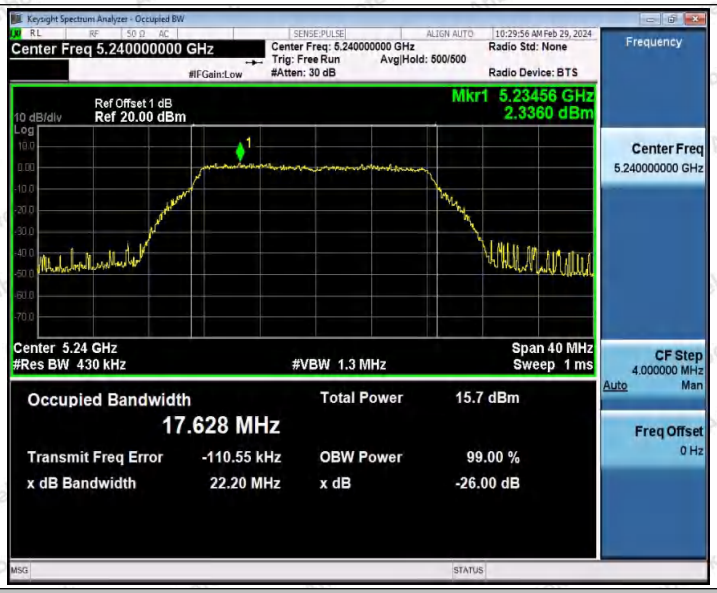

11A_Ant1_5745

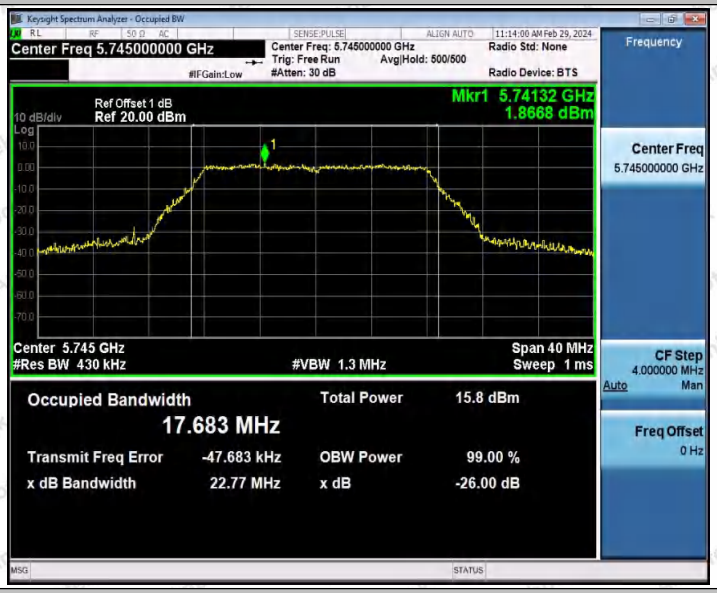

11A_Ant1_5785

11A_Ant1_5825

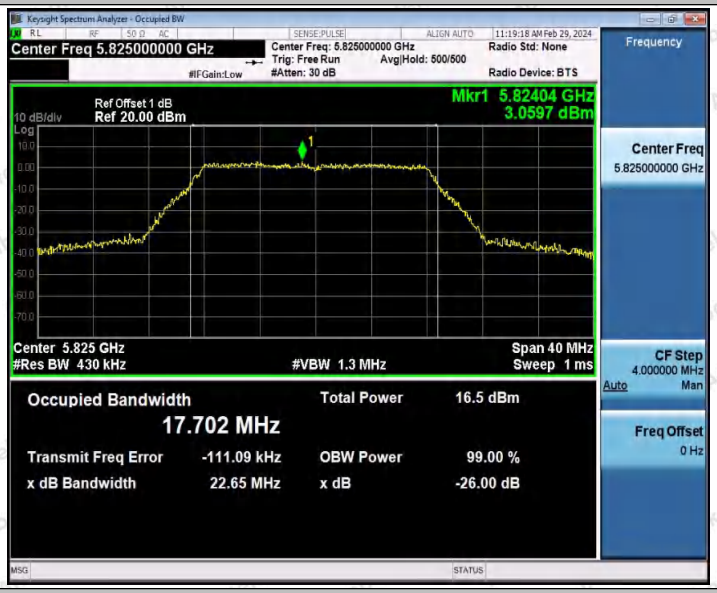

11N20SISO_Ant1_5180

11N20SISO_Ant1_5200

11N20SISO_Ant1_5240

11N20SISO_Ant1_5745

11N20SISO_Ant1_5785

11N20SISO_Ant1_5825

11N40SISO_Ant1_5190

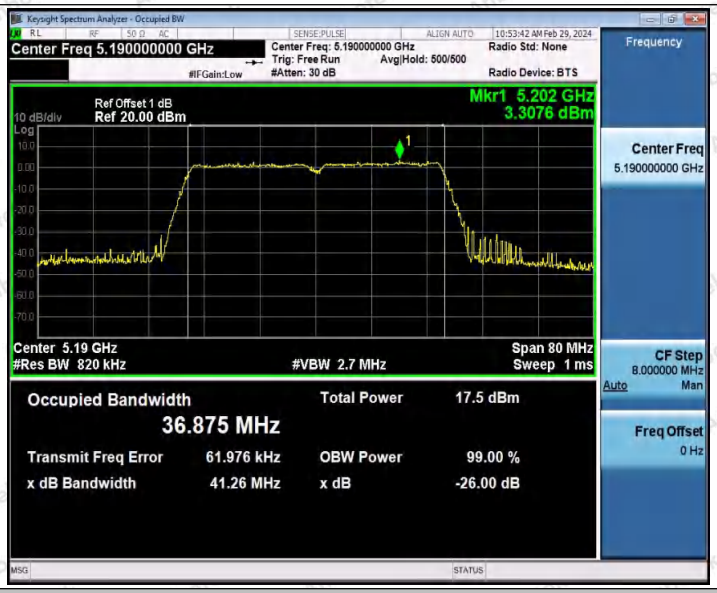

11N40SISO_Ant1_5230

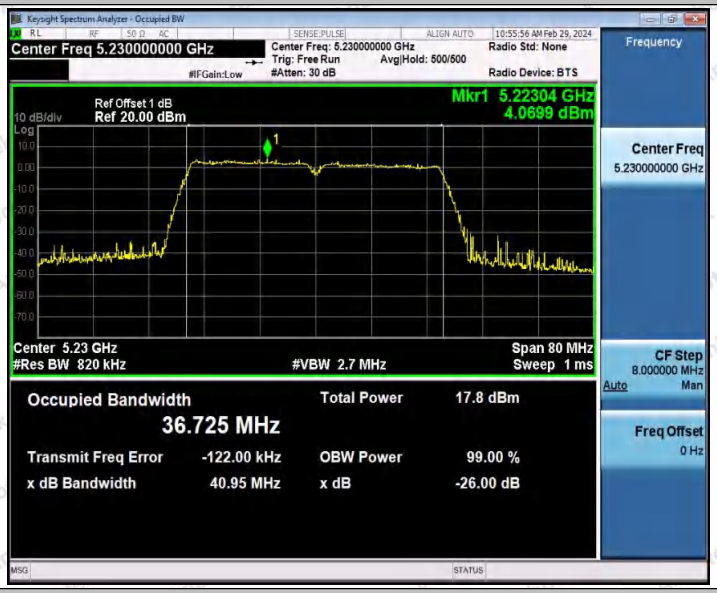

11N40SISO_Ant1_5755

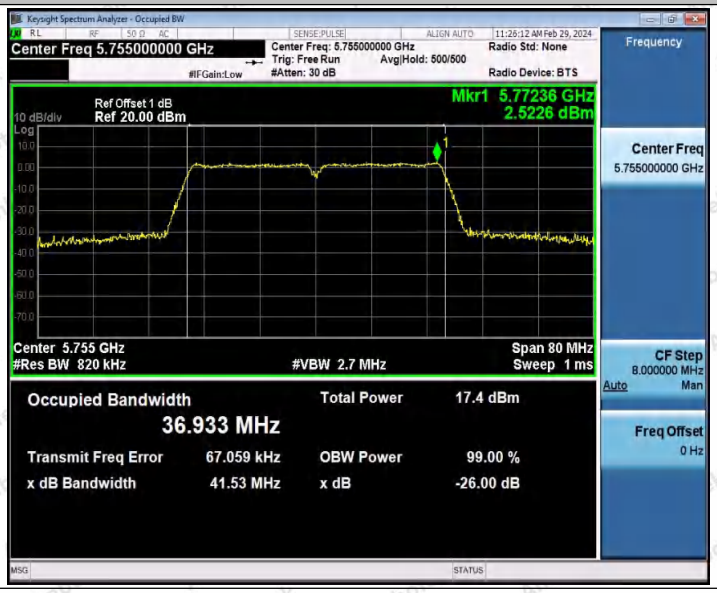

11N40SISO_Ant1_5795

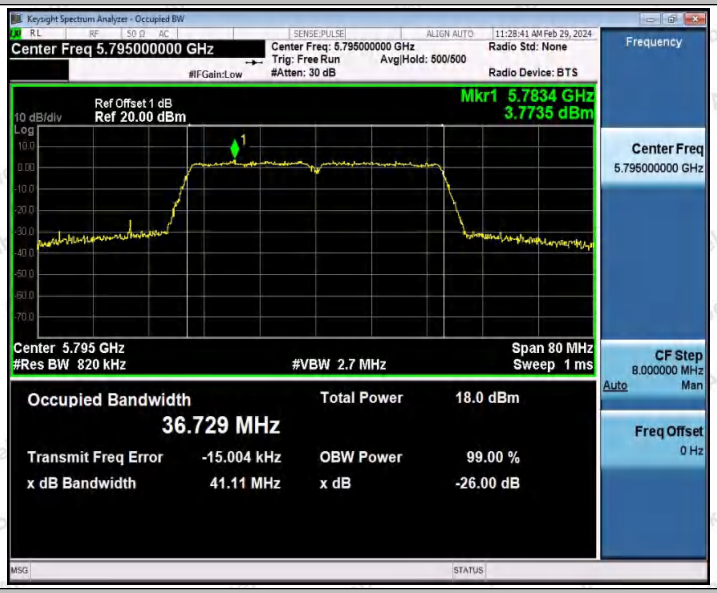

11AC20SISO_Ant1_5180

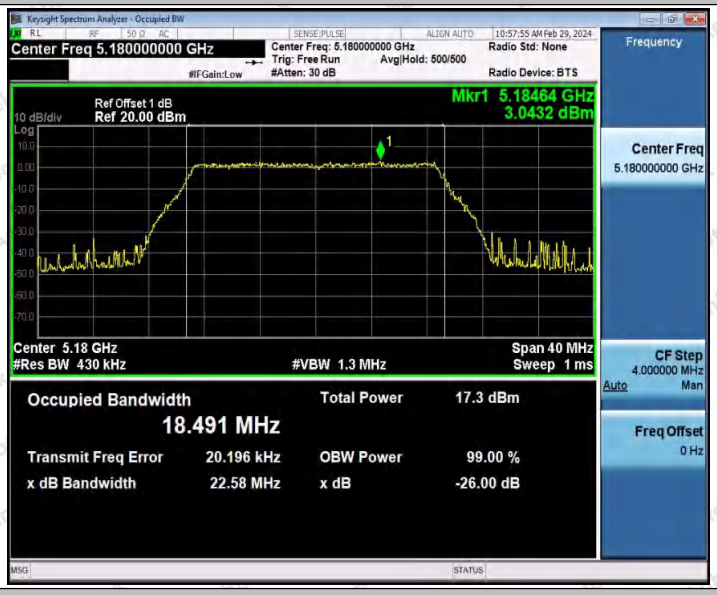

11AC20SISO_Ant1_5200

11AC20SISO_Ant1_5240

11AC20SISO_Ant1_5745

11AC20SISO_Ant1_5785

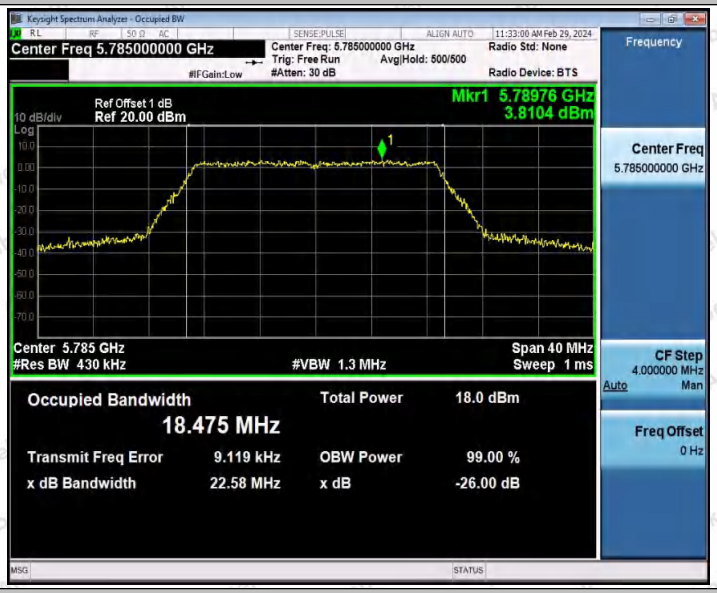

11AC20SISO_Ant1_5825

11AC40SISO_Ant1_5190

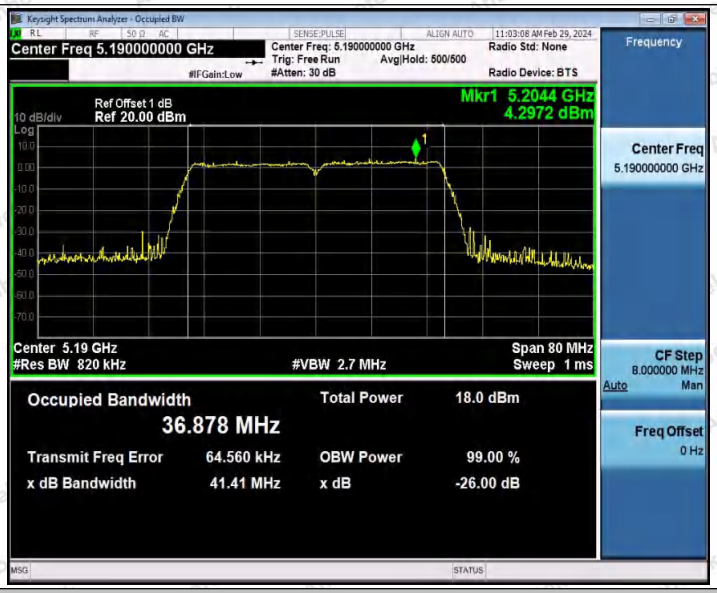

11AC40SISO_Ant1_5230

11AC40SISO_Ant1_5755

11AC40SISO_Ant1_5795

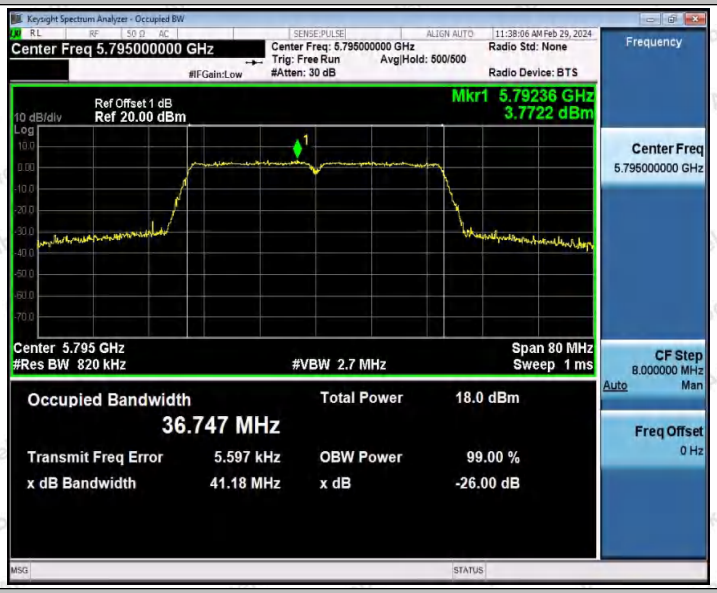

11AC80SISO_Ant1_5210

11AC80SISO_Ant1_5775

Keysight Spectrum Analyzer - Occupied BW
Center Freq 5.775000000 GHz
Center Freq: 5.775000000 GHz
Trig: Free Run
Avg|Hold: 500/500
#Atten: 30 dB
Radio Std: None
Radio Device: BTS
Frequency
Ref Offset 1 dB
10 dB/div
Ref 20.00 dBm
Mkr1 5.783 GHz
4.5660 dBm
Center Freq
5.775000000 GHz
Center 5.775 GHz
#Res BW 1.6 MHz
#VBW 5 MHz
Span 160 MHz
Sweep 1 ms
CF Step
16.000000 MHz
Auto
Man
Occupied Bandwidth
75.619 MHz
Total Power
18.6 dBm
Transmit Freq Error
132.84 kHz
OBW Power
99.00 %
x dB Bandwidth
81.57 MHz
x dB
-26.00 dB
Freq Offset
0 Hz
MSG
STATUS

Appendix A3: Min emission bandwidth

Test Result B4

TestMode	Antenna	Frequency[MHz]	6db EBW [MHz]	FL[MHz]	FH[MHz]	Limit[MHz]	Verdict
11A	Ant1	5745	16.400	5736.720	5753.120	0.5	PASS
		5785	16.400	5776.760	5793.160	0.5	PASS
		5825	16.520	5816.680	5833.200	0.5	PASS
11N20SISO	Ant1	5745	17.560	5736.160	5753.720	0.5	PASS
		5785	17.680	5776.120	5793.800	0.5	PASS
		5825	17.600	5816.160	5833.760	0.5	PASS
11N40SISO	Ant1	5755	36.560	5736.680	5773.240	0.5	PASS
		5795	36.320	5776.760	5813.080	0.5	PASS
11AC20SISO	Ant1	5745	17.680	5736.080	5753.760	0.5	PASS
		5785	17.720	5776.120	5793.840	0.5	PASS
		5825	17.680	5816.080	5833.760	0.5	PASS
11AC40SISO	Ant1	5755	36.400	5736.760	5773.160	0.5	PASS
		5795	36.320	5776.760	5813.080	0.5	PASS
11AC80SISO	Ant1	5775	75.040	5737.400	5812.440	0.5	PASS

Test Graphs B4

11A_Ant1_5745

11A_Ant1_5785

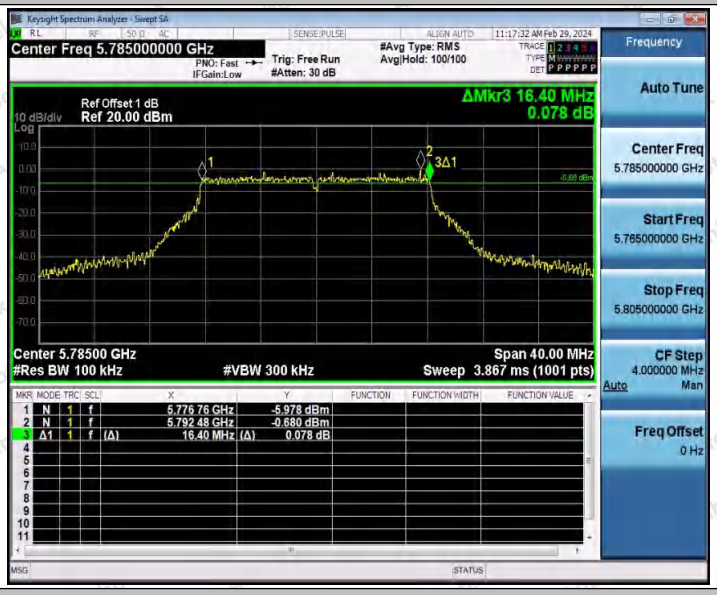

11A_Ant1_5825

11N20SISO_Ant1_5745

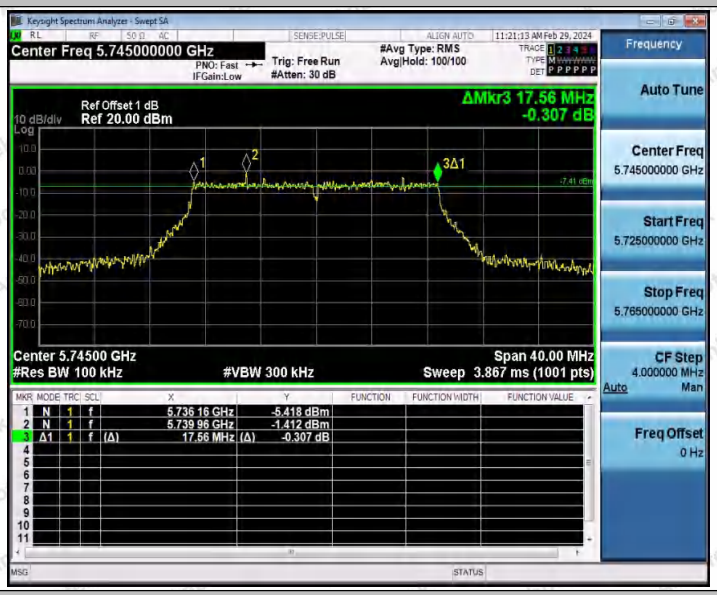

11N20SISO_Ant1_5785

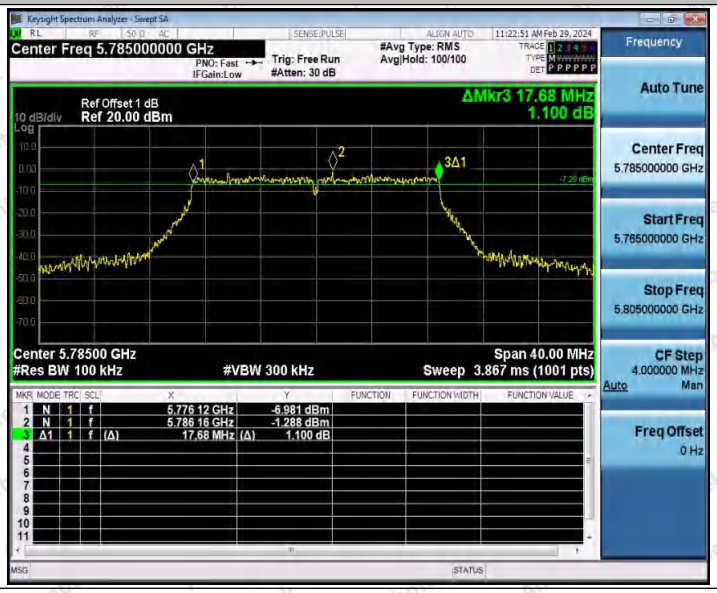

11N20SISO_Ant1_5825

11N40SISO_Ant1_5755

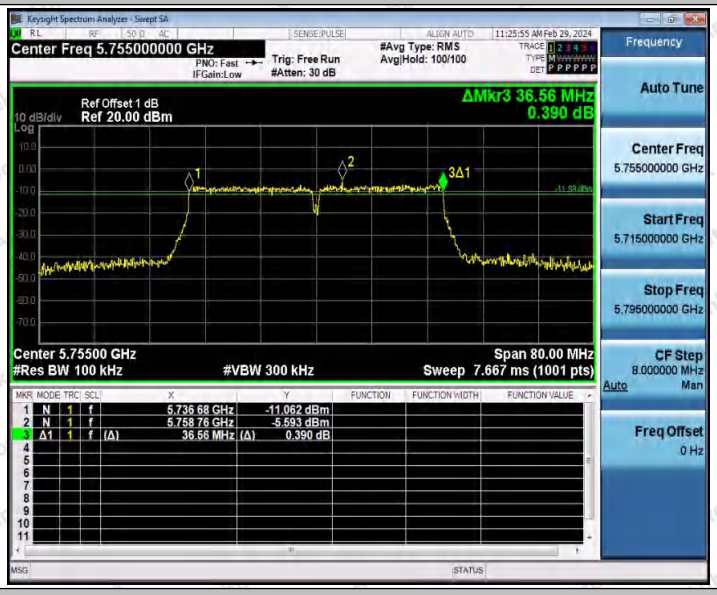

11N40SISO_Ant1_5795

11AC20SISO_Ant1_5745

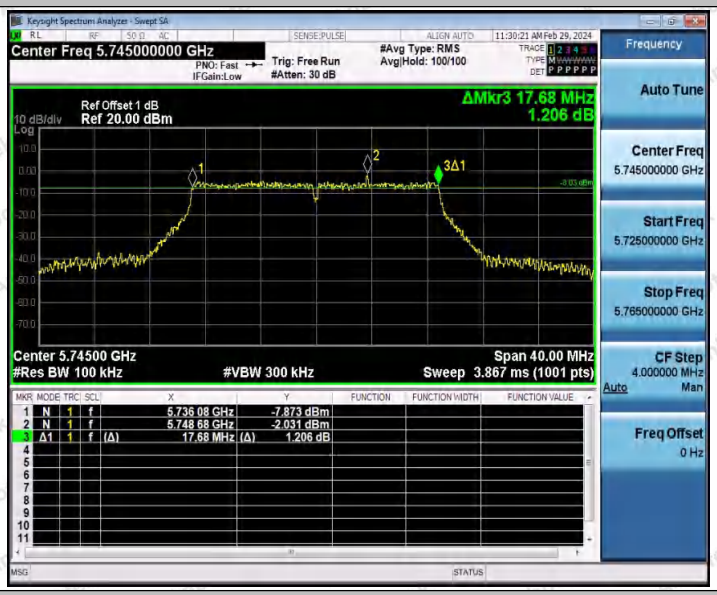

11AC20SISO_Ant1_5785

11AC20SISO_Ant1_5825

11AC40SISO_Ant1_5755

11AC40SISO_Ant1_5795

11AC80SISO_Ant1_5775

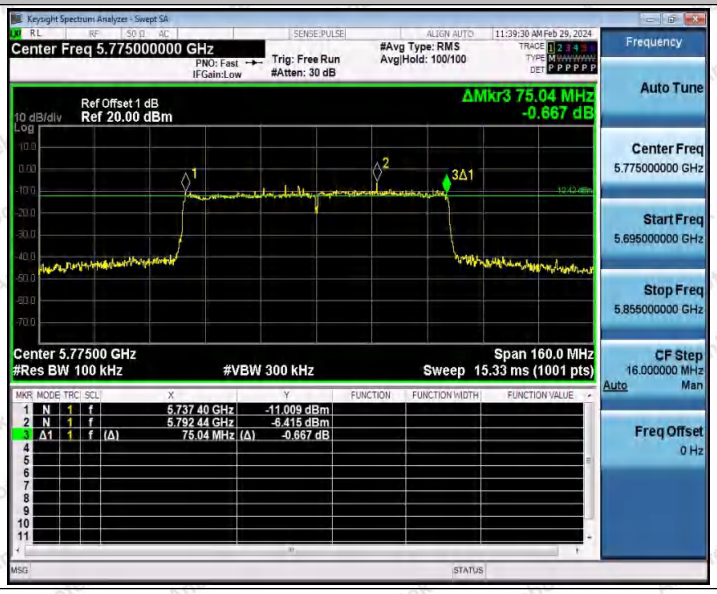

Appendix B: Duty Cycle

Test Result

TestMode	Antenna	Frequency[MHz]	Transmission Duration [ms]	Transmission Period [ms]	Duty Cycle [%]
11A	Ant1	5180	5.10	5.44	93.75
		5200	5.10	5.46	93.41
		5240	5.10	5.41	94.27
		5745	5.10	5.46	93.41
		5785	5.10	5.43	93.92
		5825	5.10	5.47	93.24
11N20SISO	Ant1	5180	4.73	5.23	90.44
		5200	4.73	5.08	93.11
		5240	4.73	5.34	88.58
		5745	4.73	5.10	92.75
		5785	4.73	5.14	92.02
		5825	4.74	5.07	93.49
11N40SISO	Ant1	5190	4.56	4.91	92.87
		5230	4.56	4.87	93.63
		5755	4.56	4.94	92.31
		5795	4.56	4.93	92.49
11AC20SISO	Ant1	5180	4.74	5.15	92.04
		5200	4.74	5.13	92.40
		5240	4.73	5.08	93.11
		5745	4.74	5.12	92.58
		5785	4.74	5.03	94.23
		5825	4.73	5.62	84.16
11AC40SISO	Ant1	5190	4.56	4.94	92.31
		5230	4.56	4.89	93.25
		5755	4.56	4.92	92.68
		5795	4.56	4.94	92.31
11AC80SISO	Ant1	5210	5.25	5.80	90.52
		5775	5.25	5.56	94.42

Test Graphs

11A_Ant1_5180

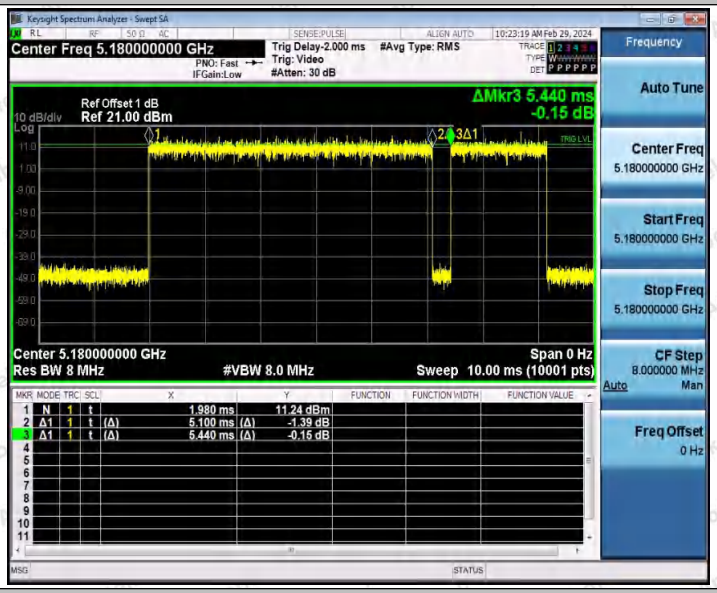

11A_Ant1_5200

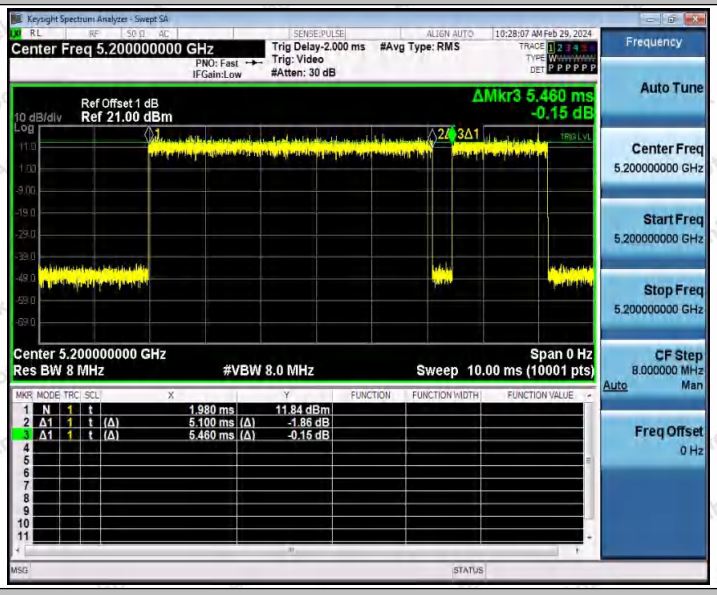

11A_Ant1_5240

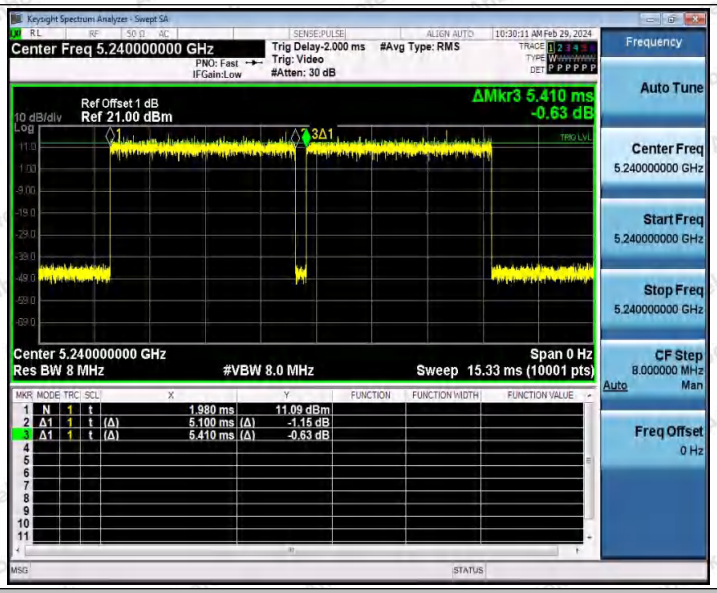

11A_Ant1_5745

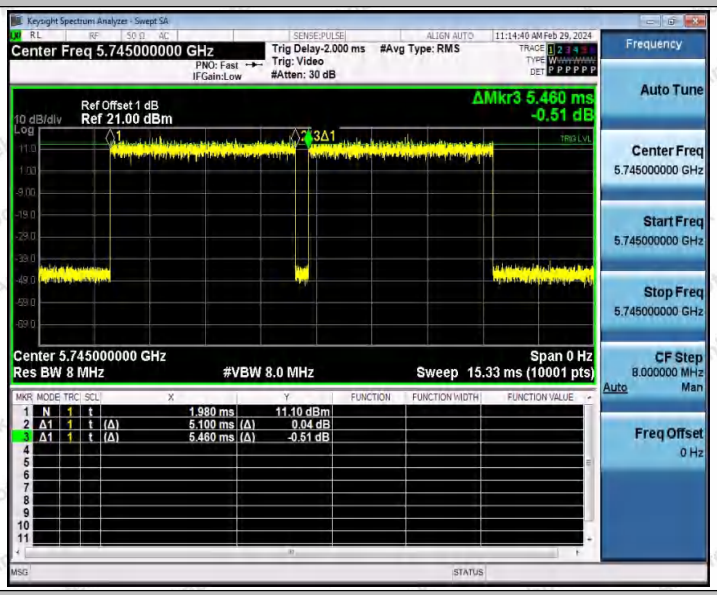

11A_Ant1_5785

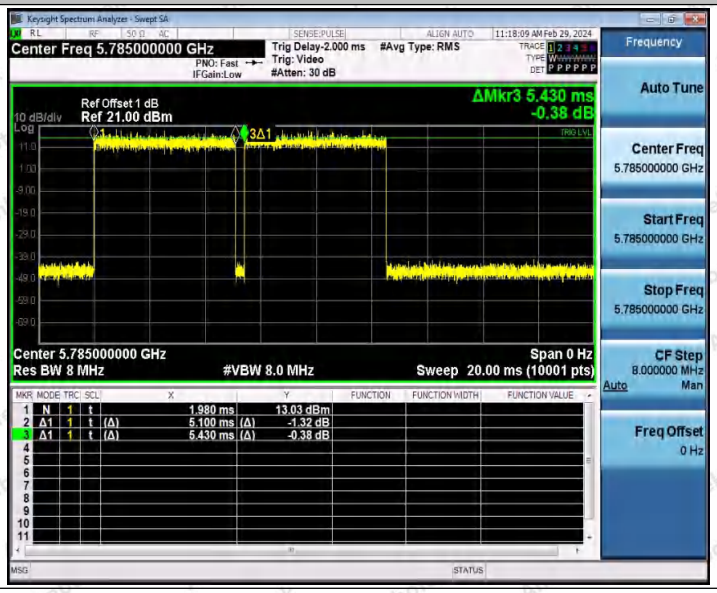

11A_Ant1_5825

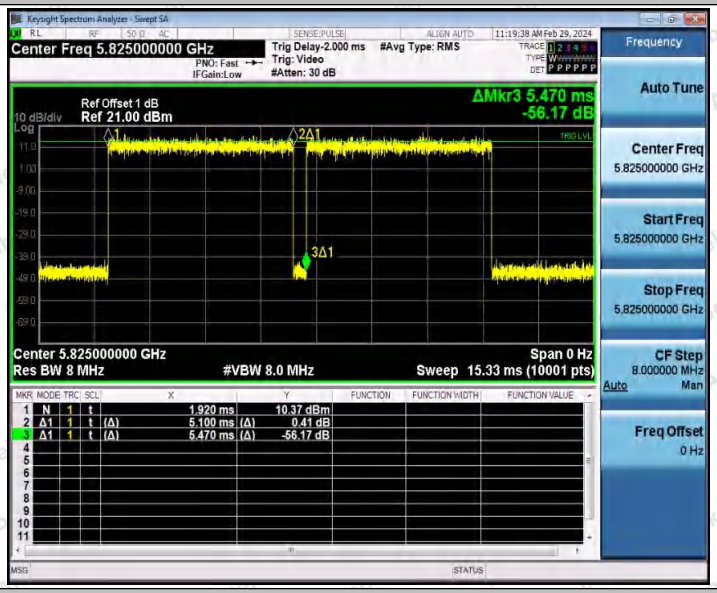

11N20SISO_Ant1_5180

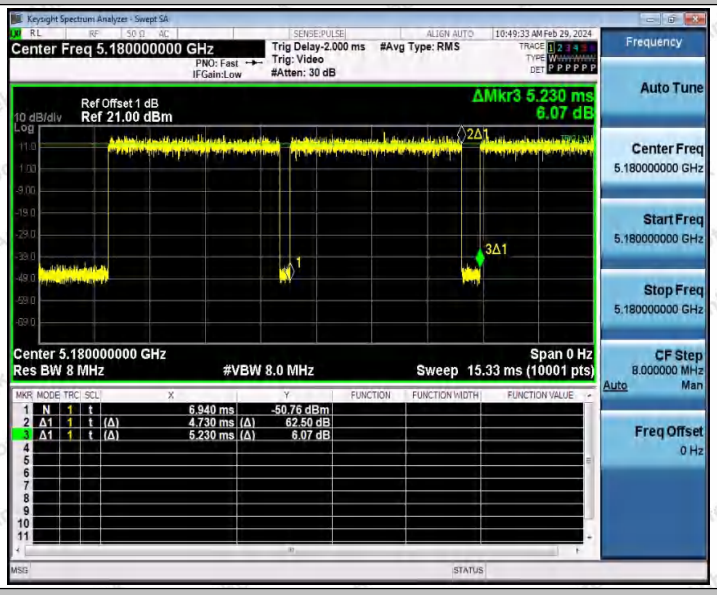

11N20SISO_Ant1_5200

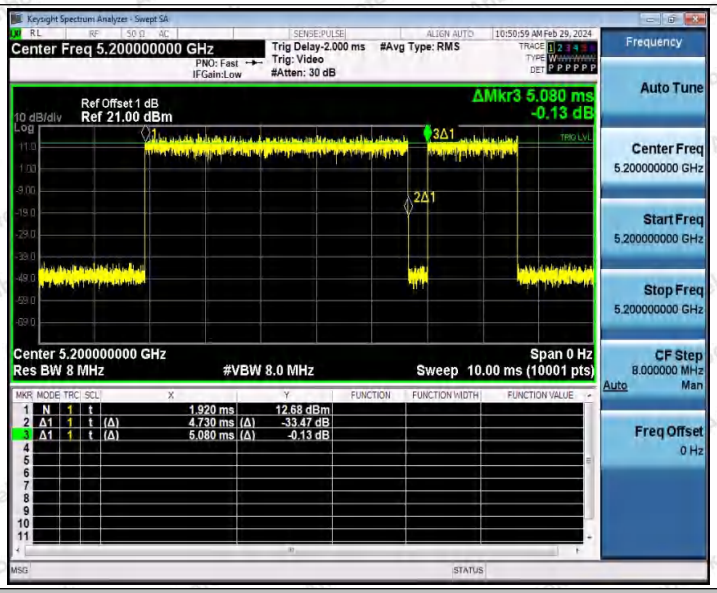

11N20SISO_Ant1_5240

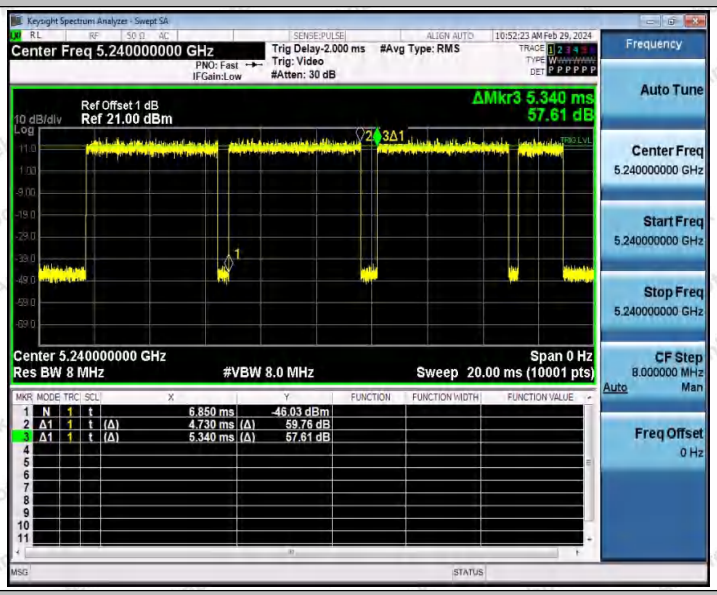

11N20SISO_Ant1_5745

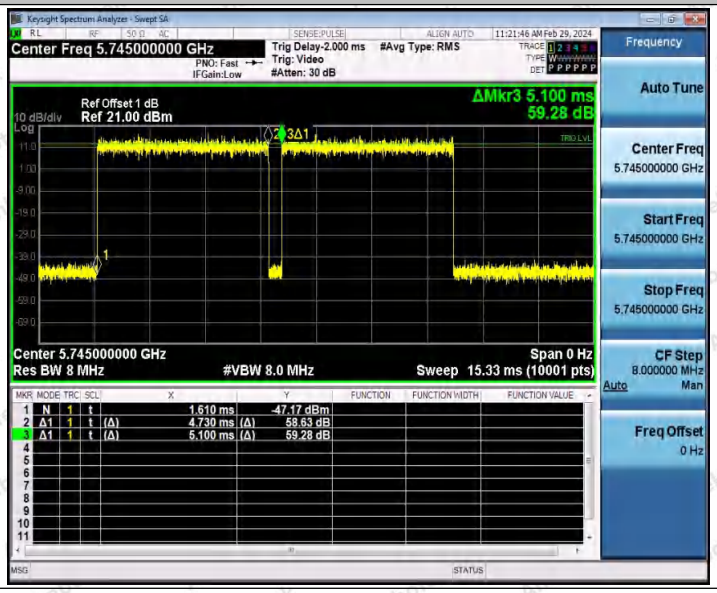

11N20SISO_Ant1_5785

11N20SISO_Ant1_5825

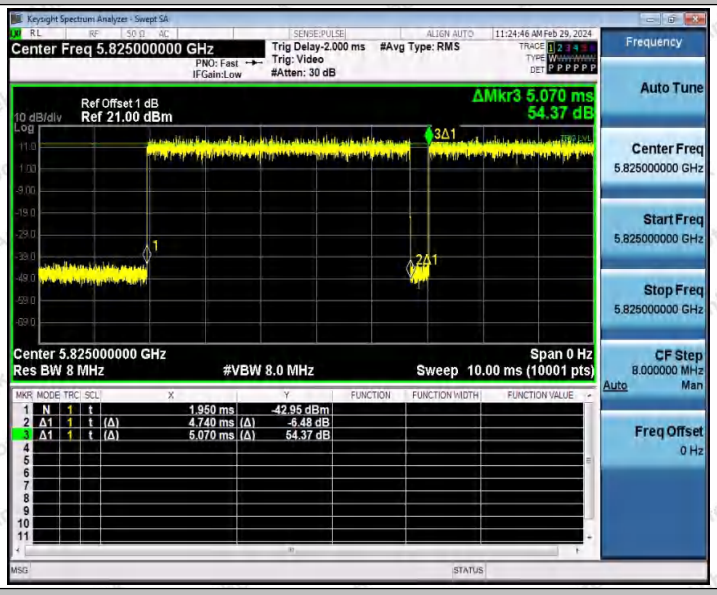

11N40SISO_Ant1_5190

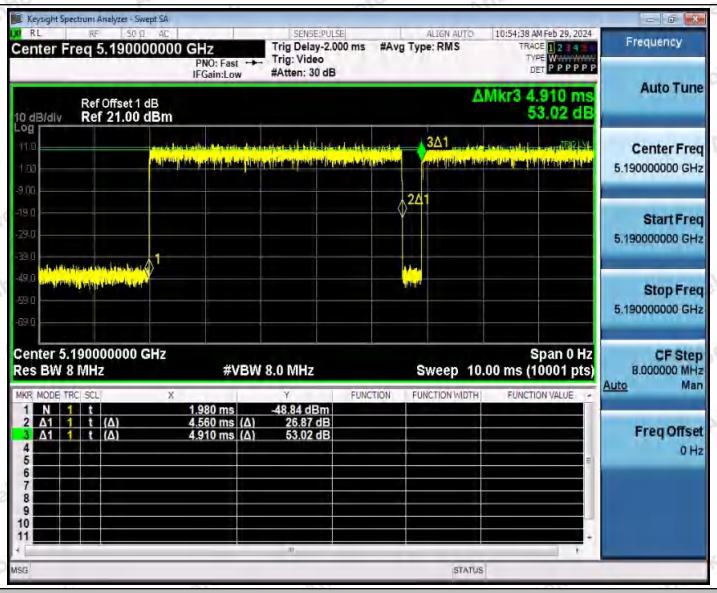

11N40SISO_Ant1_5230

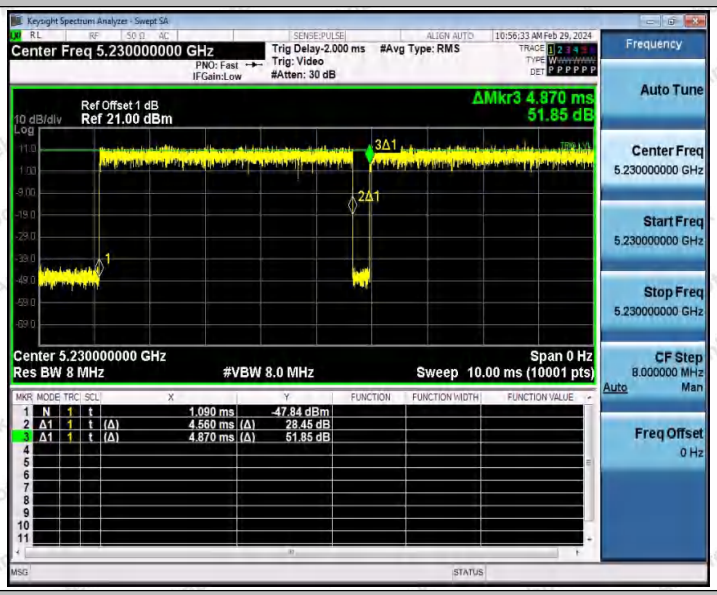

11N40SISO_Ant1_5755

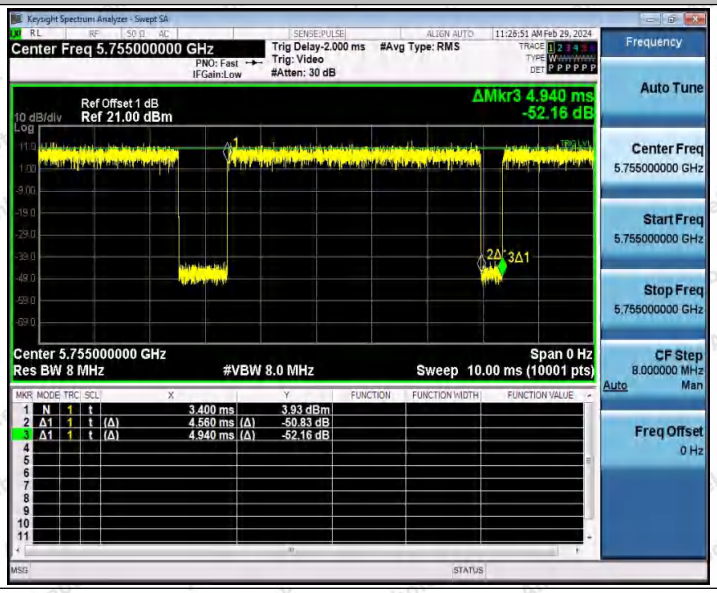

11N40SISO_Ant1_5795

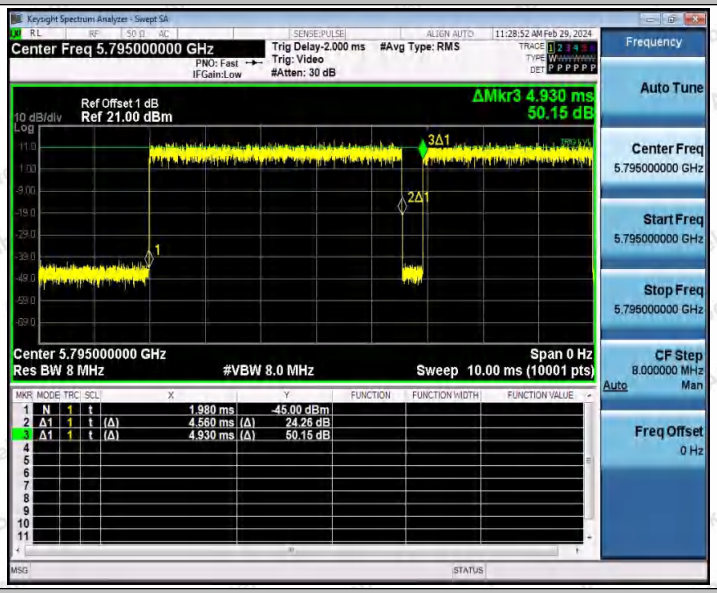

11AC20SISO_Ant1_5180

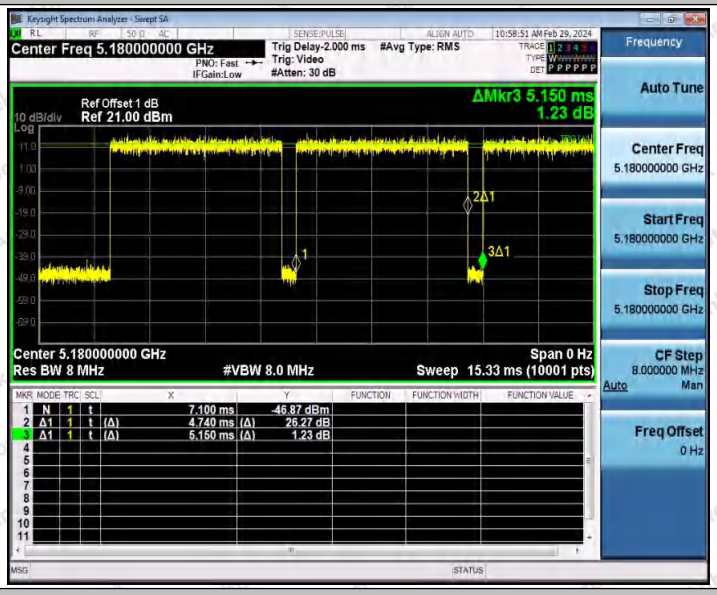

11AC20SISO_Ant1_5200

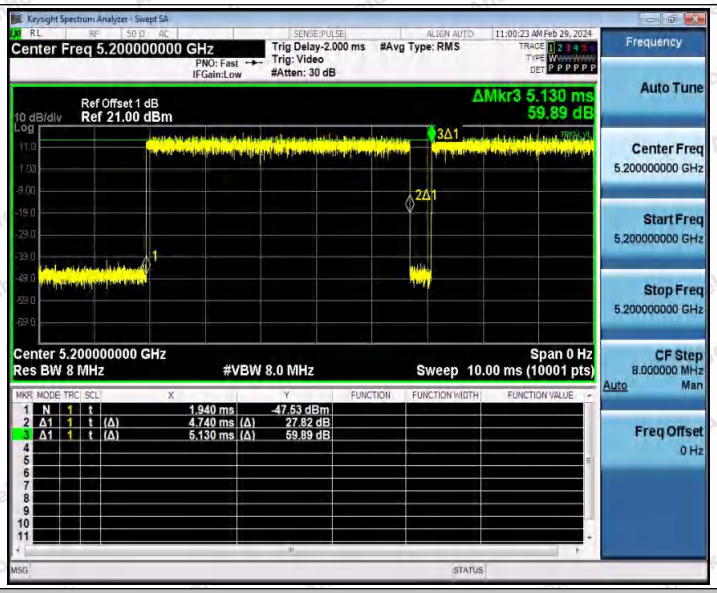

11AC20SISO_Ant1_5240

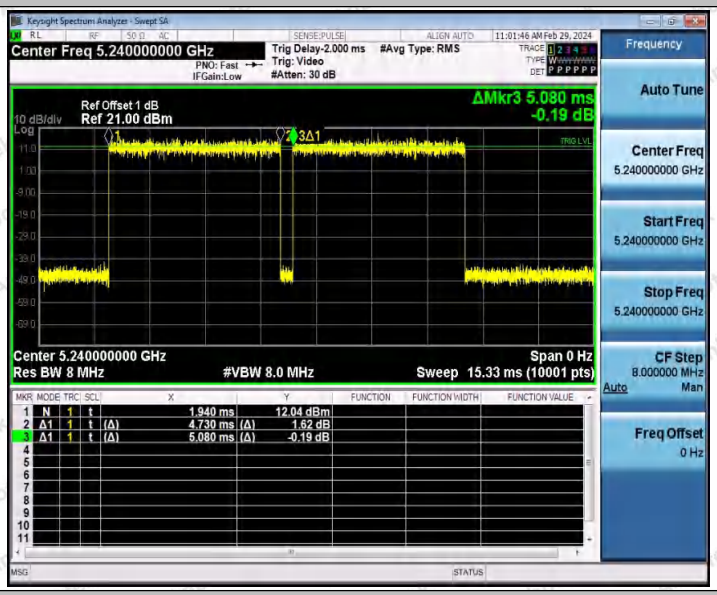

11AC20SISO_Ant1_5745

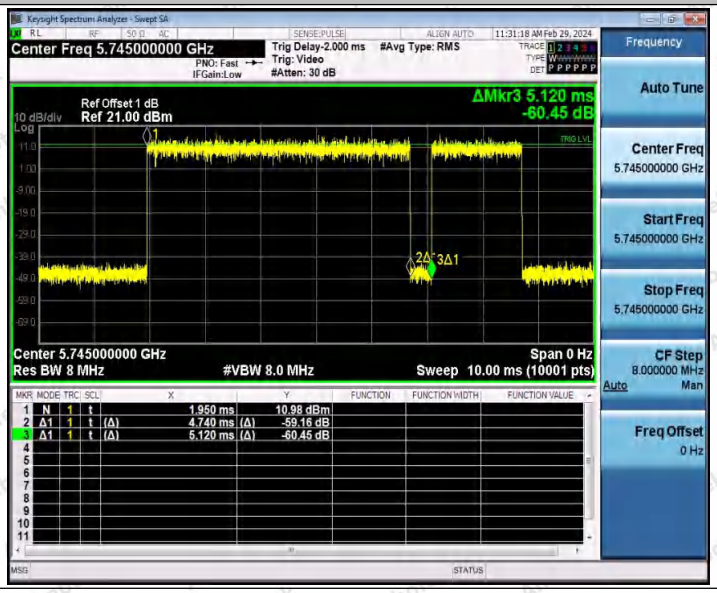

11AC20SISO_Ant1_5785

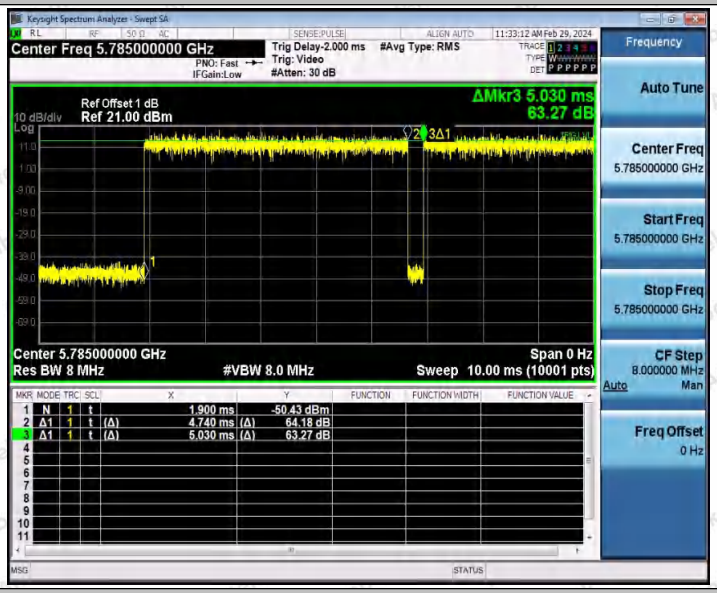

11AC20SISO_Ant1_5825

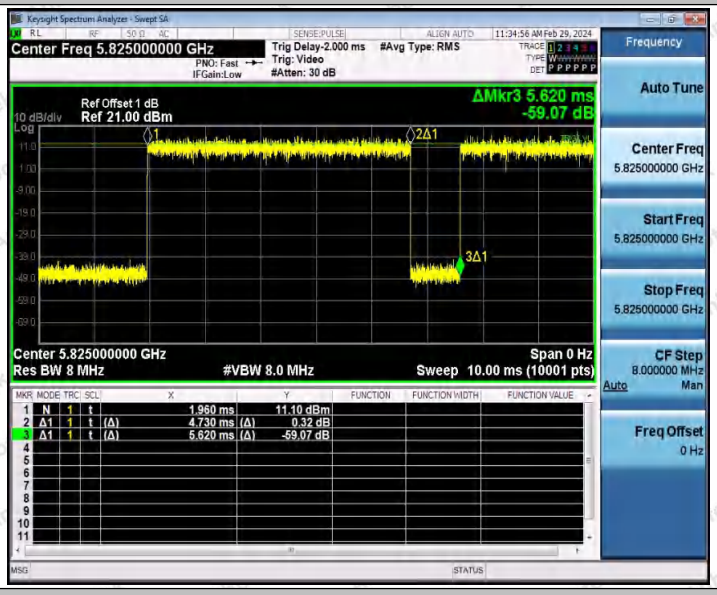

11AC40SISO_Ant1_5190

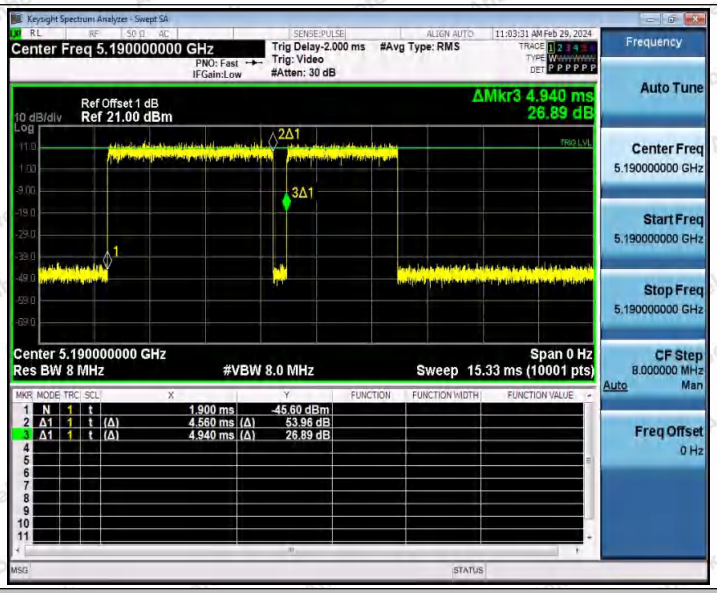

11AC40SISO_Ant1_5230

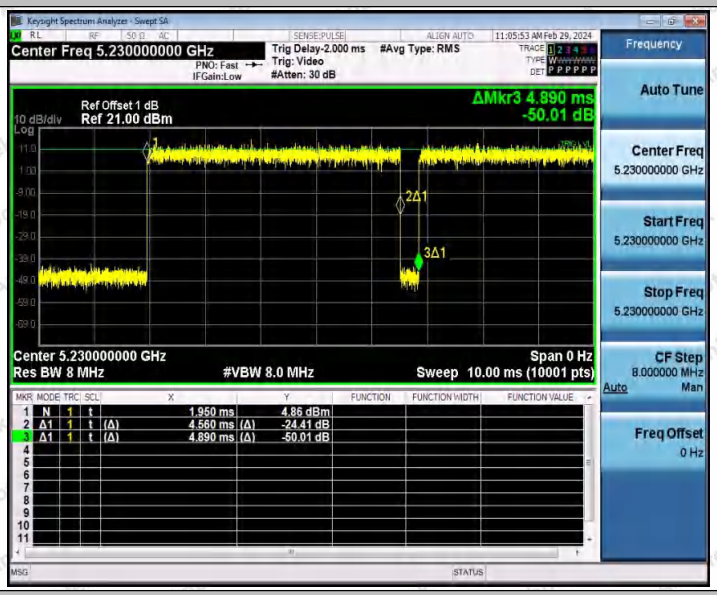
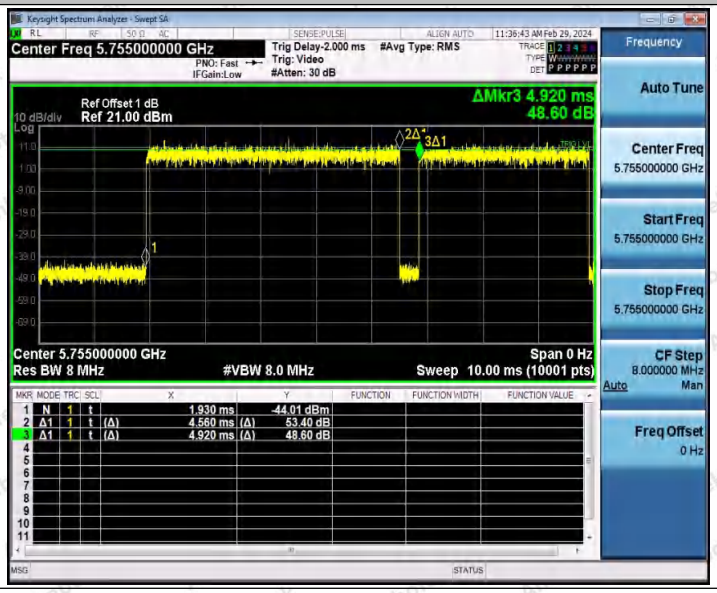
11AC40SISO_Ant1_5755