Table of Contents

1. Duty Cycle 2
2. -20dB Bandwidth 7
3. 99% Occupied Bandwidth 12
4. Peak Output Power 17
5. Spurious Emissions 22
6. Bandedge 31
7. Carrier Frequencies Separation (Hopping) 44
8. Number of Hopping Channel (Hopping) 49
9. Dwell Time (Hopping) 51

FCC ID:2A5N2A50
FCC ID EDR
FCC_BT (Part15.247) Test Data
Left Headphone

1. Duty Cycle

Condition	Antenna	Rate	Frequency (MHz)	Dutycycle(%)	Duty_factor
NVNT	ANT1	1-DH1	2402.00	32.26	4.91
NVNT	ANT1	1-DH1	2441.00	33.33	4.77
NVNT	ANT1	1-DH1	2480.00	30.65	5.14
NVNT	ANT1	2-DH1	2402.00	30.65	5.14
NVNT	ANT1	2-DH1	2441.00	33.87	4.70
NVNT	ANT1	2-DH1	2480.00	32.26	4.91
NVNT	ANT1	3-DH1	2402.00	32.26	4.91
NVNT	ANT1	3-DH1	2441.00	31.75	4.98
NVNT	ANT1	3-DH1	2480.00	33.33	4.77

Duty_Cycle_NVNT_ANT1_1-DH1_2402

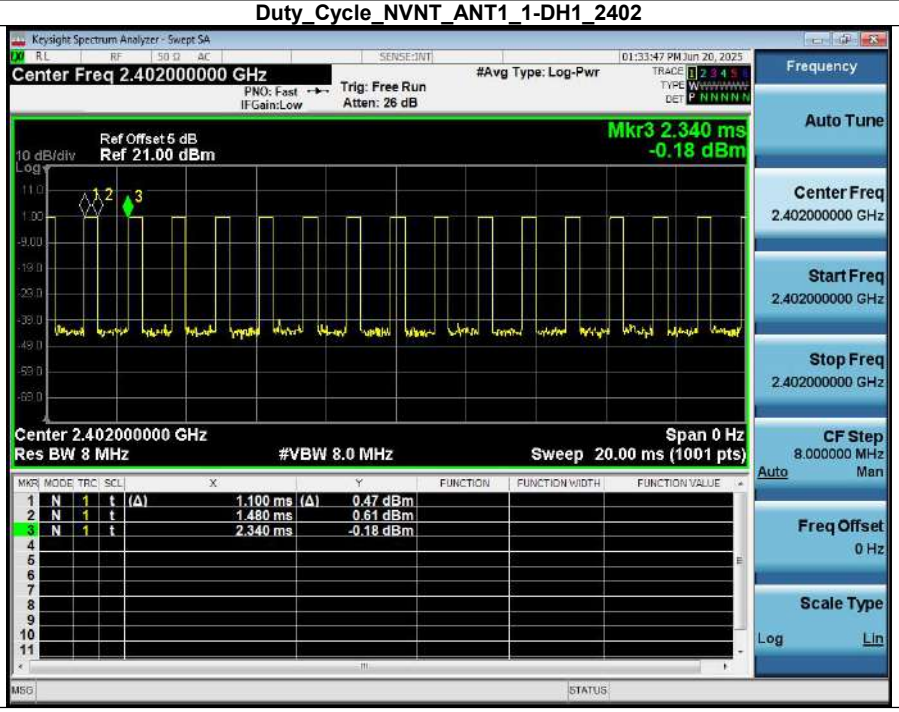

Duty_Cycle_NVNT_ANT1_1-DH1_2441

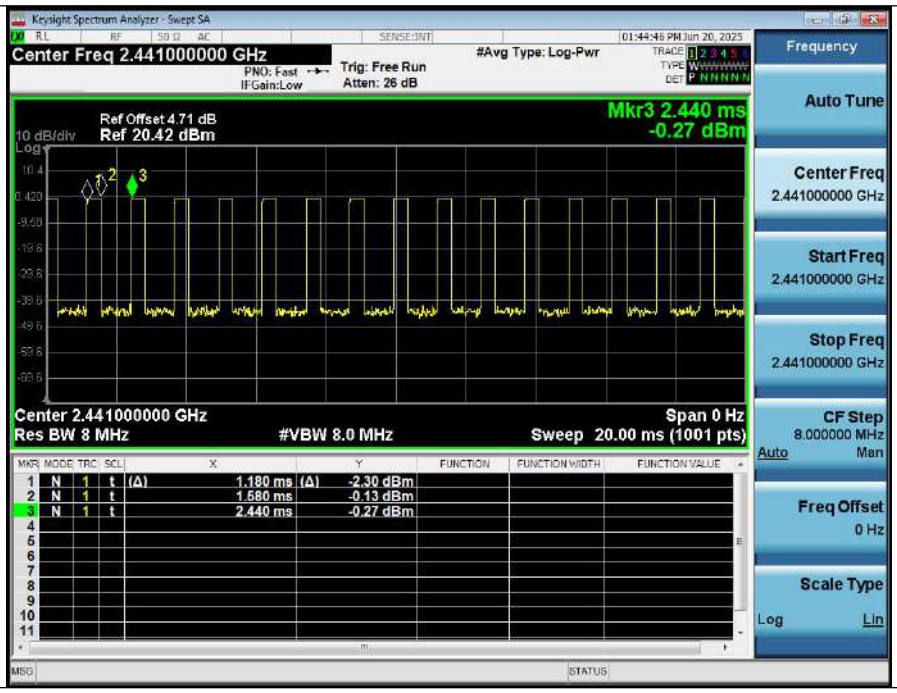

Duty_Cycle_NVNT_ANT1_1-DH1_2480

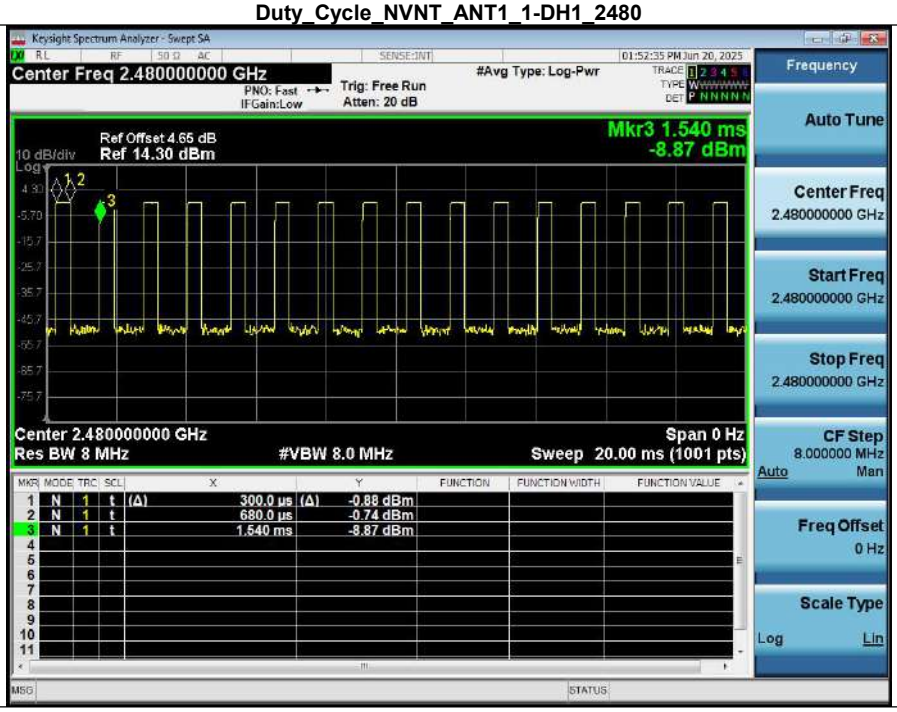

Duty_Cycle_NVNT_ANT1_2-DH1_2402

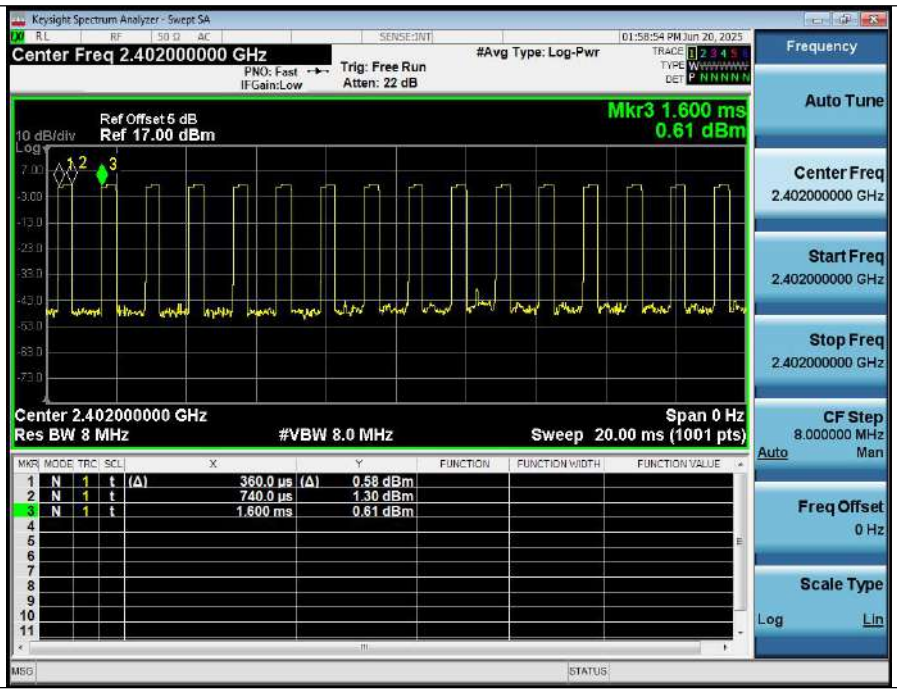

Duty_Cycle_NVNT_ANT1_2-DH1_2441

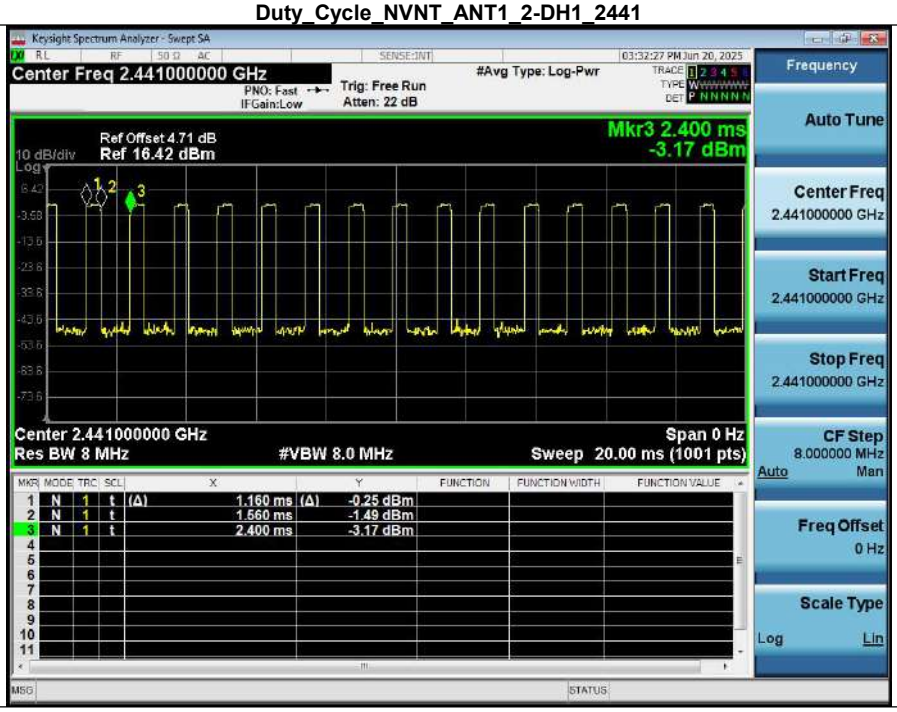

Duty_Cycle_NVNT_ANT1_2-DH1_2480

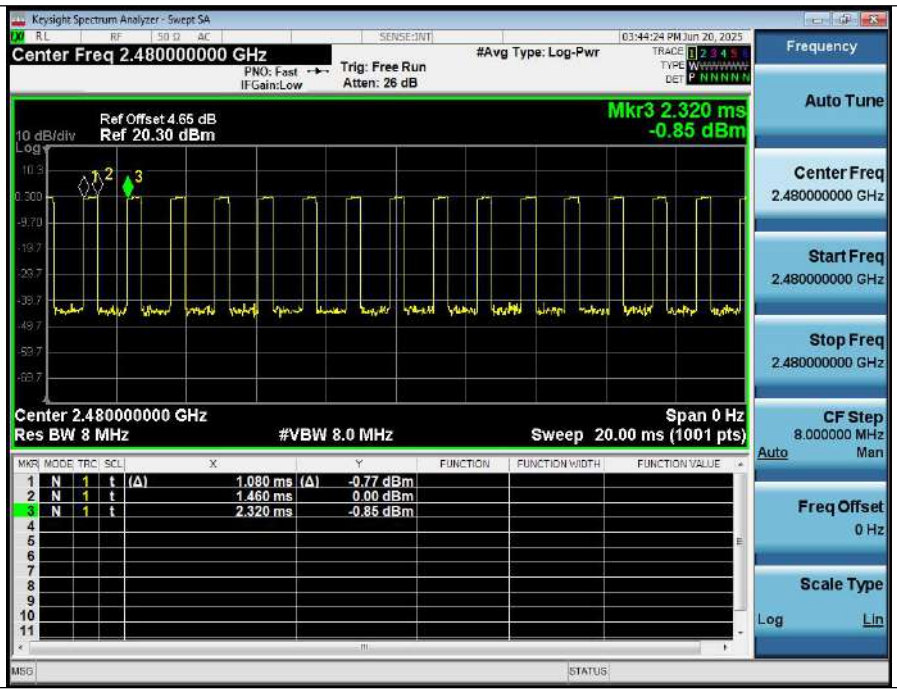

Duty_Cycle_NVNT_ANT1_3-DH1_2402

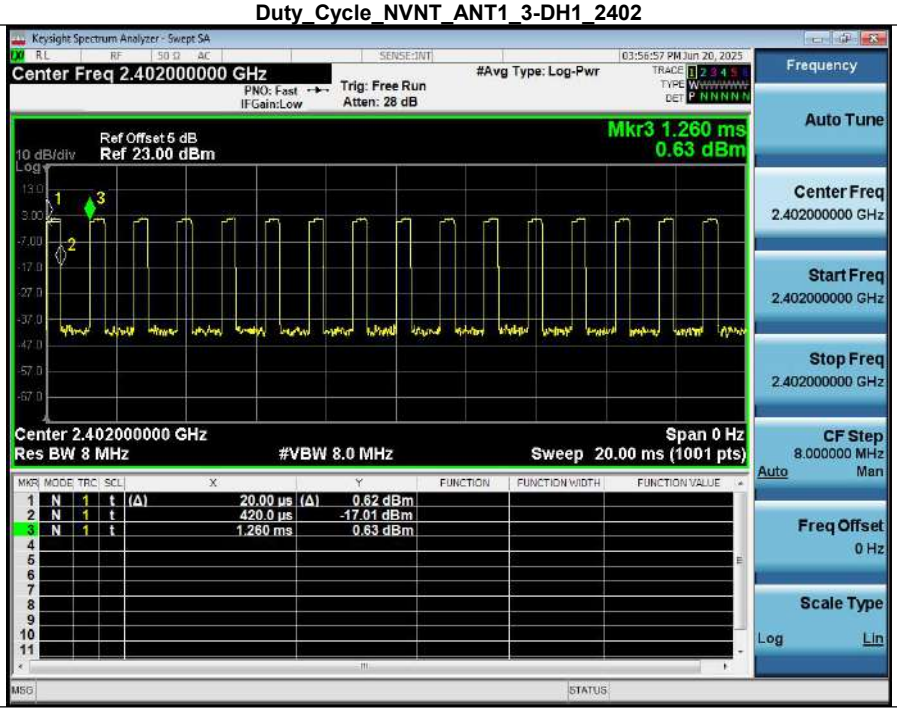

Duty_Cycle_NVNT_ANT1_3-DH1_2441

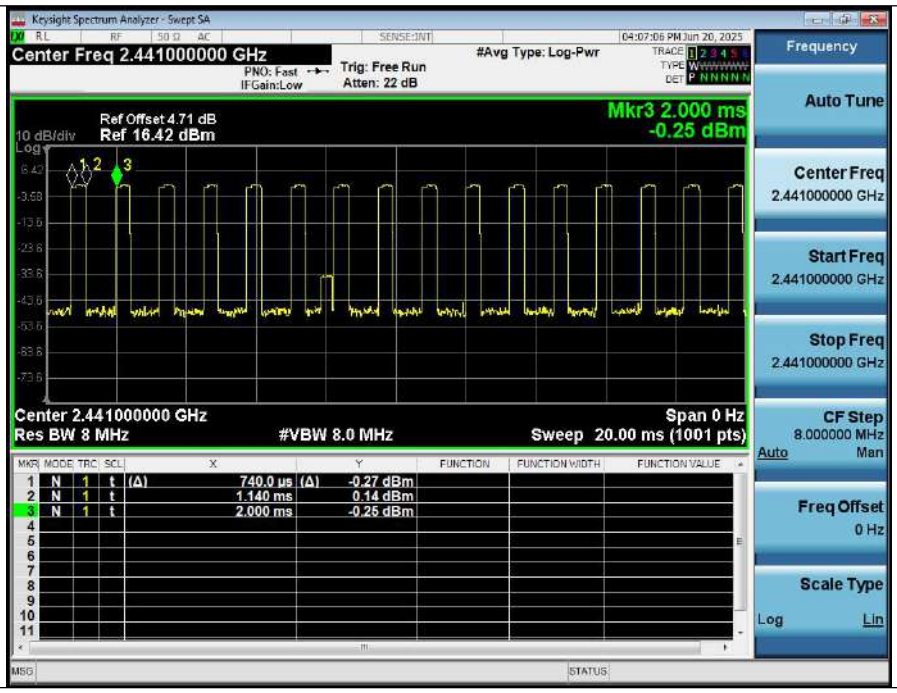

Duty_Cycle_NVNT_ANT1_3-DH1_2480

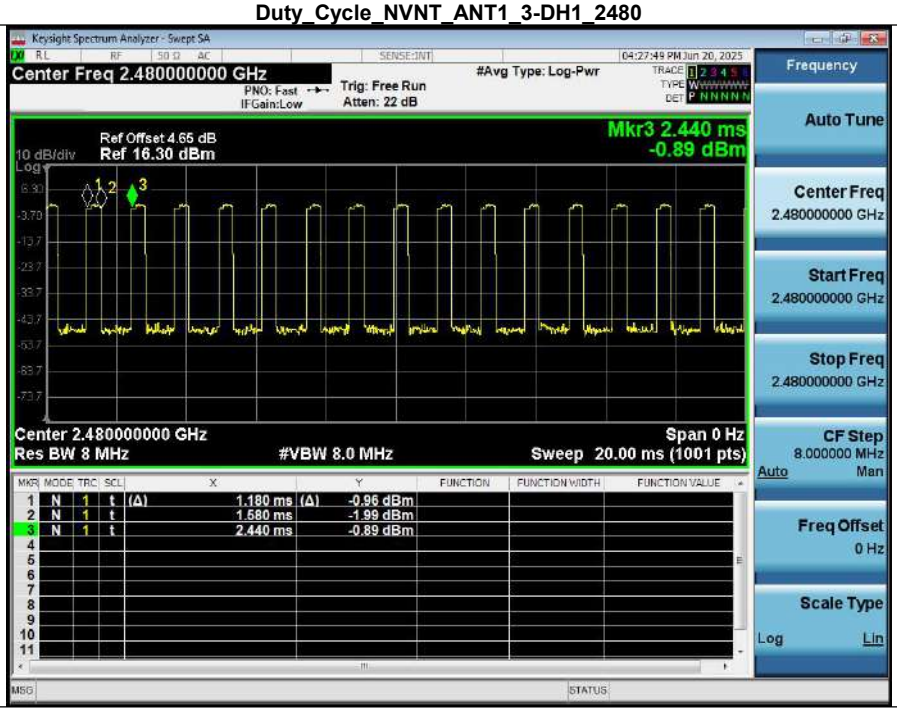

2. -20dB Bandwidth

Condition	Antenna	Modulation	Frequency (MHz)	-20dB BW(MHz)	if larger than CFS
NVNT	ANT1	1-DH1	2402.00	0.877	No
NVNT	ANT1	1-DH1	2441.00	0.915	No
NVNT	ANT1	1-DH1	2480.00	0.926	No
NVNT	ANT1	2-DH1	2402.00	1.270	Yes
NVNT	ANT1	2-DH1	2441.00	1.274	Yes
NVNT	ANT1	2-DH1	2480.00	1.269	Yes
NVNT	ANT1	3-DH1	2402.00	1.225	Yes
NVNT	ANT1	3-DH1	2441.00	1.225	Yes
NVNT	ANT1	3-DH1	2480.00	1.251	Yes

-20dB_Bandwidth_NVNT_ANT1_1-DH1_2402_00

-20dB_Bandwidth_NVNT_ANT1_1-DH1_2441_00

-20dB_Bandwidth_NVNT_ANT1_1-DH1_2480_00

-20dB_Bandwidth_NVNT_ANT1_2-DH1_2402_00

-20dB_Bandwidth_NVNT_ANT1_2-DH1_2441_00

-20dB_Bandwidth_NVNT_ANT1_2-DH1_2480_00

-20dB_Bandwidth_NVNT_ANT1_3-DH1_2402_00

-20dB_Bandwidth_NVNT_ANT1_3-DH1_2441_00

-20dB_Bandwidth_NVNT_ANT1_3-DH1_2480_00

Keysight Spectrum Analyzer - Occupied BW
Center Freq 2.480000000 GHz
Center Freq: 2.480000000 GHz
Trig: Free Run
Avg|Hold: 10/10
#Atten: 30 dB
Radio Std: None
Radio Device: BTS
04:28:07 PM Jun 20, 2025
Frequency
Ref Offset 4.65 dB
10 dB/div
Ref 12.30 dBm
Center Freq
2.480000000 GHz
Center 2.48 GHz
#Res BW 30 kHz
#VBW 100 kHz
Span 3 MHz
Sweep 3.2 ms
CF Step
300.000 kHz
Auto
Man
Occupied Bandwidth
1.1575 MHz
Total Power 6.04 dBm
Transmit Freq Error 43.899 kHz
% of OBW Power 99.00 %
x dB Bandwidth 1.251 MHz
x dB -20.00 dB
Freq Offset
0 Hz
MSG
STATUS

3. 99% Occupied Bandwidth

Condition	Antenna	Modulation	Frequency (MHz)	99%%BW(MHz)
NVNT	ANT1	1-DH1	2402.00	0.835
NVNT	ANT1	1-DH1	2441.00	0.845
NVNT	ANT1	1-DH1	2480.00	0.849
NVNT	ANT1	2-DH1	2402.00	1.172
NVNT	ANT1	2-DH1	2441.00	1.173
NVNT	ANT1	2-DH1	2480.00	1.173
NVNT	ANT1	3-DH1	2402.00	1.148
NVNT	ANT1	3-DH1	2441.00	1.157
NVNT	ANT1	3-DH1	2480.00	1.158

99%_Occupied_Bandwidth_NVNT_ANT1_1-DH1_2402_00

99%_Occupied_Bandwidth_NVNT_ANT1_1-DH1_2441_00

99%_Occupied_Bandwidth_NVNT_ANT1_1-DH1_2480_00

99%_Occupied_Bandwidth_NVNT_ANT1_2-DH1_2402_00

99%_Occupied_Bandwidth_NVNT_ANT1_2-DH1_2441_00

99%_Occupied_Bandwidth_NVNT_ANT1_2-DH1_2480_00

99%_Occupied_Bandwidth_NVNT_ANT1_3-DH1_2402_00

99%_Occupied_Bandwidth_NVNT_ANT1_3-DH1_2441_00

99%_Occupied_Bandwidth_NVNT_ANT1_3-DH1_2480_00

Keysight Spectrum Analyzer - Occupied BW
Center Freq 2.480000000 GHz
Center Freq: 2.480000000 GHz
Trig: Free Run
Avg|Hold: 10/10
#Atten: 30 dB
Radio Std: None
Radio Device: BTS
04:28:26 PM Jun 20, 2025
Frequency
Ref Offset 4.65 dB
10 dB/div
Ref 12.30 dBm
Center Freq
2.480000000 GHz
Center 2.48 GHz
#Res BW 30 kHz
#VBW 100 kHz
Span 3 MHz
Sweep 3.2 ms
CF Step
300.000 kHz
Auto
Man
Occupied Bandwidth
1.1576 MHz
Total Power 6.05 dBm
Transmit Freq Error 43.863 kHz
% of OBW Power 99.00 %
x dB Bandwidth 1.369 MHz
x dB -26.00 dB
Freq Offset
0 Hz
MSG
STATUS

4. Peak Output Power

Condition	Antenna	Modulation	Frequency (MHz)	Max. Conducted Power(dBm)	Max. Conducted Power(mW)	Limit(mW)	Result
NVNT	ANT1	1-DH1	2402.00	0.63	1.16	1000	Pass
NVNT	ANT1	1-DH1	2441.00	-0.04	0.99	1000	Pass
NVNT	ANT1	1-DH1	2480.00	-0.72	0.85	1000	Pass
NVNT	ANT1	2-DH1	2402.00	1.53	1.42	125	Pass
NVNT	ANT1	2-DH1	2441.00	0.72	1.18	125	Pass
NVNT	ANT1	2-DH1	2480.00	0.17	1.04	125	Pass
NVNT	ANT1	3-DH1	2402.00	2.08	1.62	125	Pass
NVNT	ANT1	3-DH1	2441.00	1.37	1.37	125	Pass
NVNT	ANT1	3-DH1	2480.00	0.65	1.16	125	Pass

Peak_Output_Power_NVNT_ANT1_1-DH1_2402_00

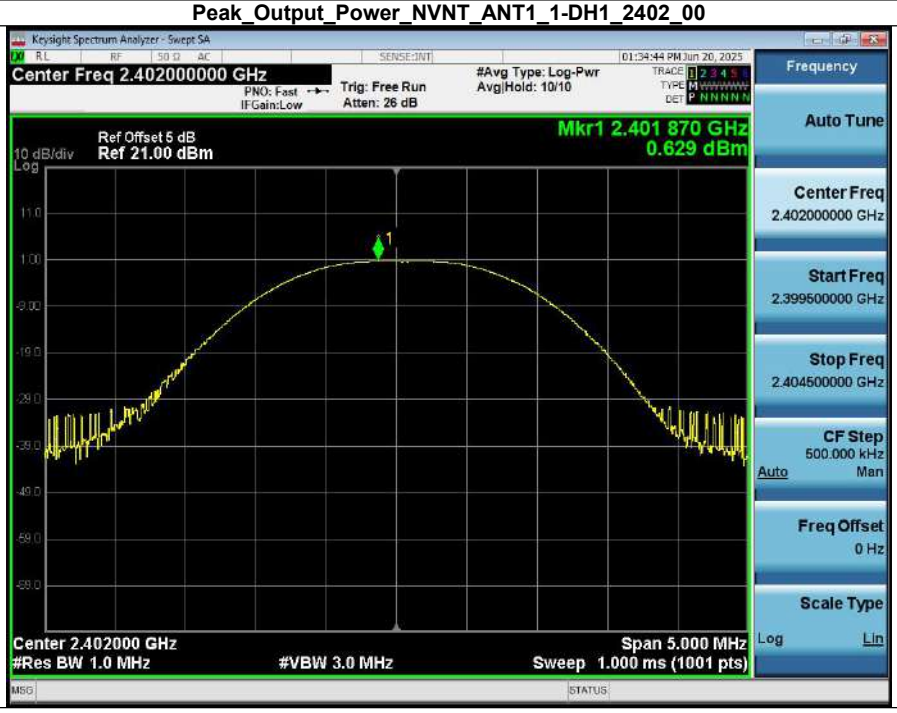

Peak_Output_Power_NVNT_ANT1_1-DH1_2441_00

Peak_Output_Power_NVNT_ANT1_1-DH1_2480_00

Peak_Output_Power_NVNT_ANT1_2-DH1_2402_00

Peak_Output_Power_NVNT_ANT1_2-DH1_2441_00

Peak_Output_Power_NVNT_ANT1_2-DH1_2480_00

Peak_Output_Power_NVNT_ANT1_3-DH1_2402_00

Peak_Output_Power_NVNT_ANT1_3-DH1_2441_00

Peak_Output_Power_NVNT_ANT1_3-DH1_2480_00

Keysight Spectrum Analyzer - Swept SA
Center Freq 2.480000000 GHz
PNO: Fast
IFGain:Low
Trig: Free Run
Atten: 26 dB
#Avg Type: Log-Pwr
Avg|Hold: 10/10
04:28:45 PM Jun 20, 2025
Ref Offset 4.65 dB
10 dB/div
Ref 20.30 dBm
Log
Mkr1 2.480 042 GHz
0.648 dBm
Center 2.480000 GHz
#Res BW 3.0 MHz
#VBW 8.0 MHz
Span 7.000 MHz
Sweep 1.000 ms (1001 pts)
Frequency
Auto Tune
Center Freq
2.480000000 GHz
Start Freq
2.476500000 GHz
Stop Freq
2.483500000 GHz
CF Step
700.000 kHz
Auto
Man
Freq Offset
0 Hz
Scale Type
Log
Lin

5. Spurious Emissions

Condition	Antenna	Modulation	TX Mode	Ref_level(dBm)	Spurious MAX.Value(dBm)	Limit	Result
NVNT	ANT1	1-DH1	2402.00	0.479	-47.806	-19.521	Pass
NVNT	ANT1	1-DH1	2441.00	-0.290	-48.066	-20.290	Pass
NVNT	ANT1	1-DH1	2480.00	-0.882	-45.462	-20.882	Pass
NVNT	ANT1	2-DH1	2402.00	0.533	-47.789	-19.467	Pass
NVNT	ANT1	2-DH1	2441.00	-0.253	-49.257	-20.253	Pass
NVNT	ANT1	2-DH1	2480.00	-0.848	-46.492	-20.848	Pass
NVNT	ANT1	3-DH1	2402.00	0.564	-48.233	-19.436	Pass
NVNT	ANT1	3-DH1	2441.00	-0.287	-48.996	-20.287	Pass
NVNT	ANT1	3-DH1	2480.00	-0.949	-47.941	-20.949	Pass

1_Reference_Level_NVNT_ANT1_1-DH1_2402_00

2_Spurious_Emissions_NVNT_ANT1_1-DH1_2402_00

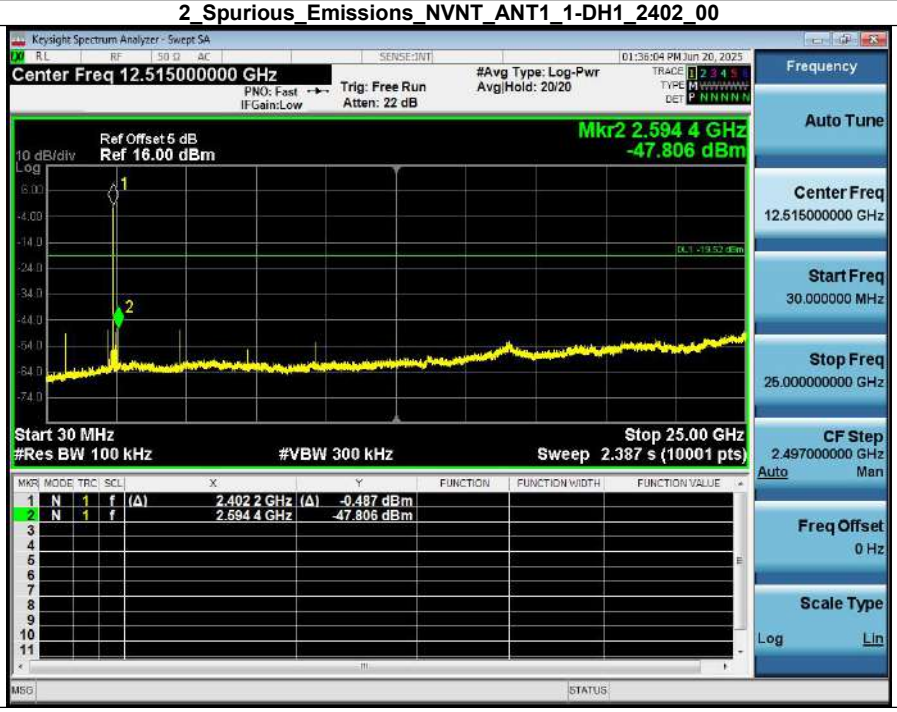

1_Reference_Level_NVNT_ANT1_1-DH1_2441_00

2_Spurious_Emissions_NVNT_ANT1_1-DH1_2441_00

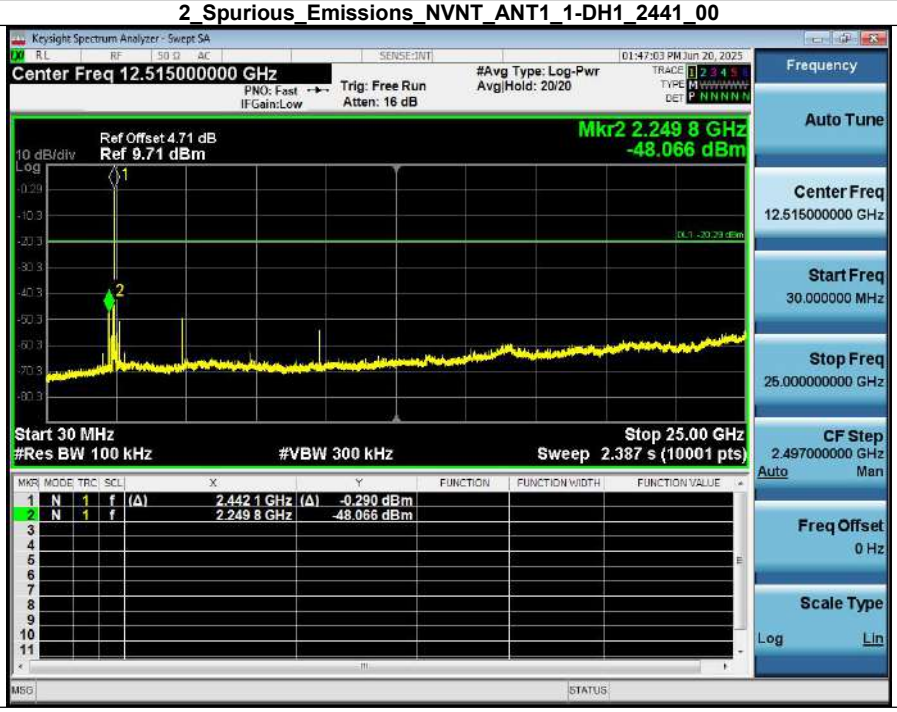

1_Reference_Level_NVNT_ANT1_1-DH1_2480_00

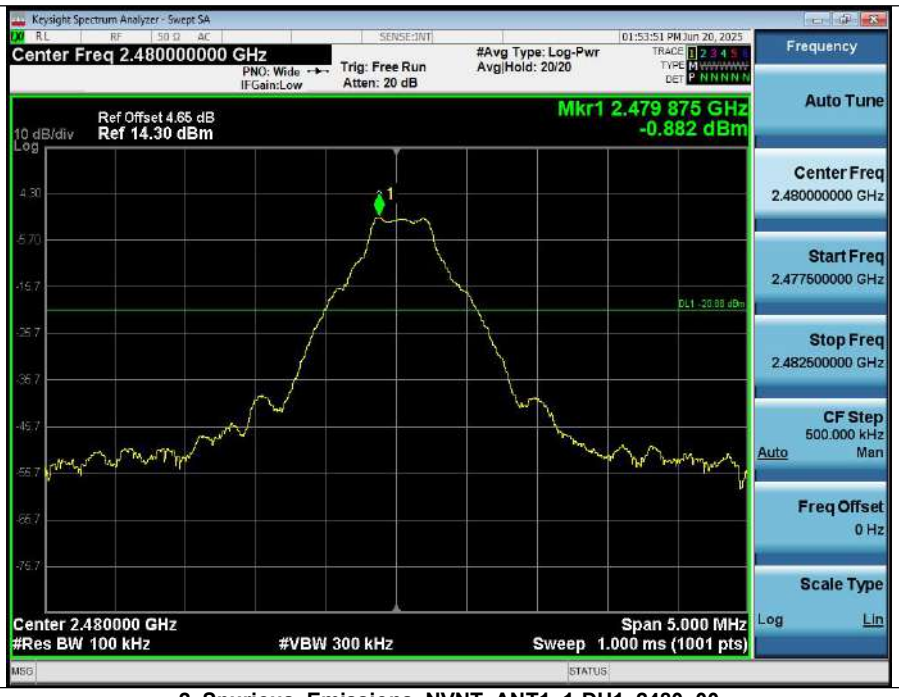

2_Spurious_Emissions_NVNT_ANT1_1-DH1_2480_00

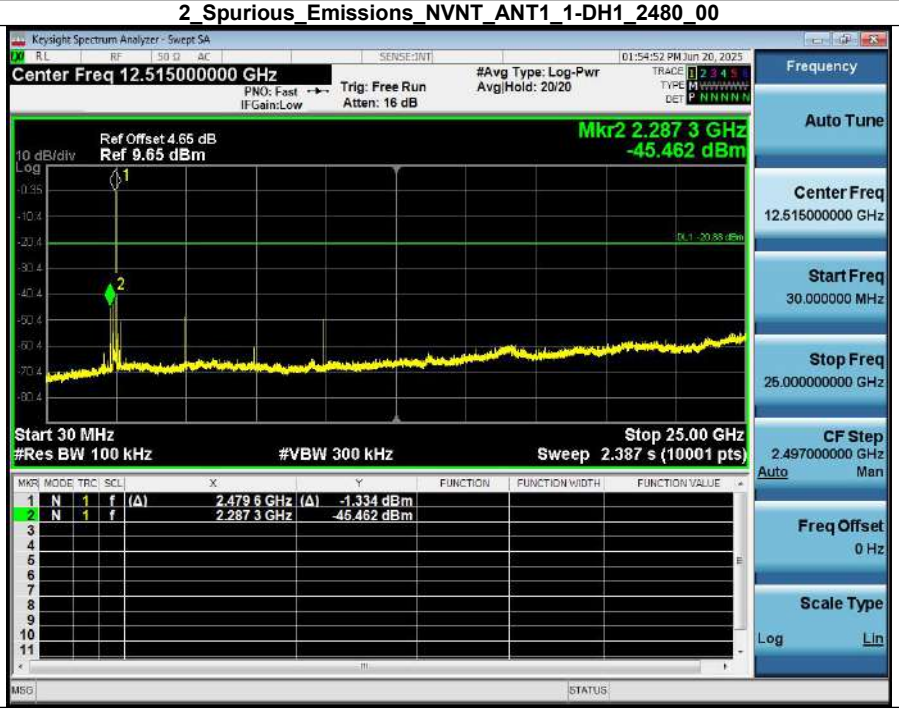

1_Reference_Level_NVNT_ANT1_2-DH1_2402_00

2_Spurious_Emissions_NVNT_ANT1_2-DH1_2402_00

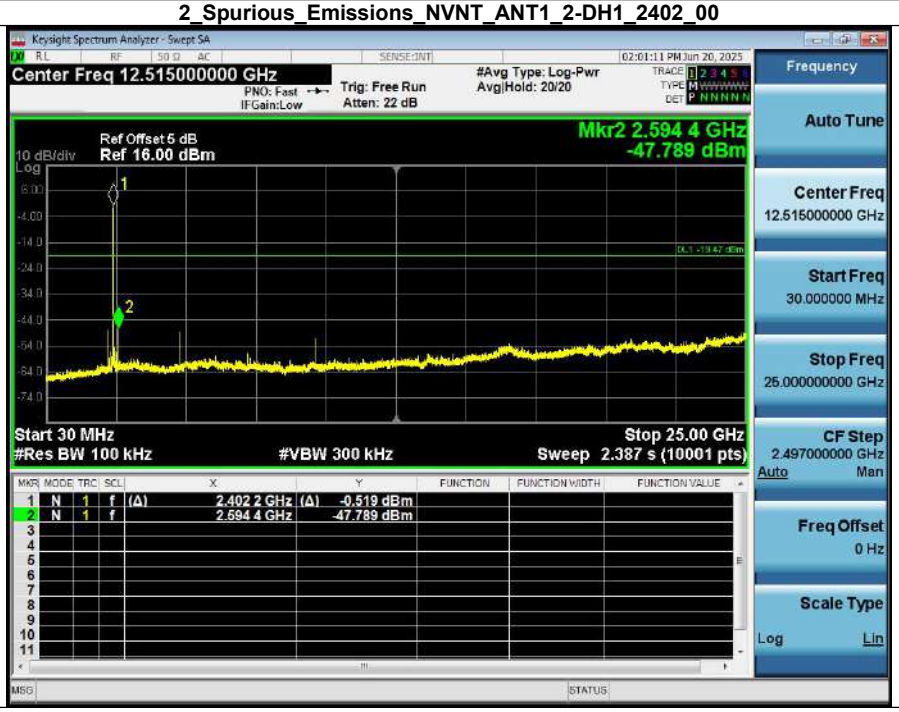

1_Reference_Level_NVNT_ANT1_2-DH1_2441_00

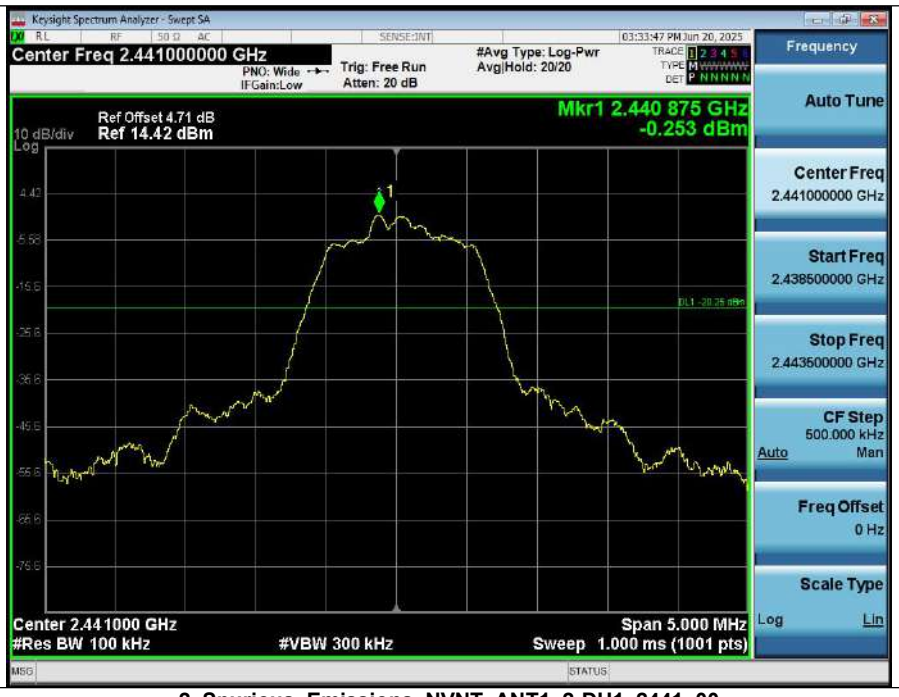

2_Spurious_Emissions_NVNT_ANT1_2-DH1_2441_00

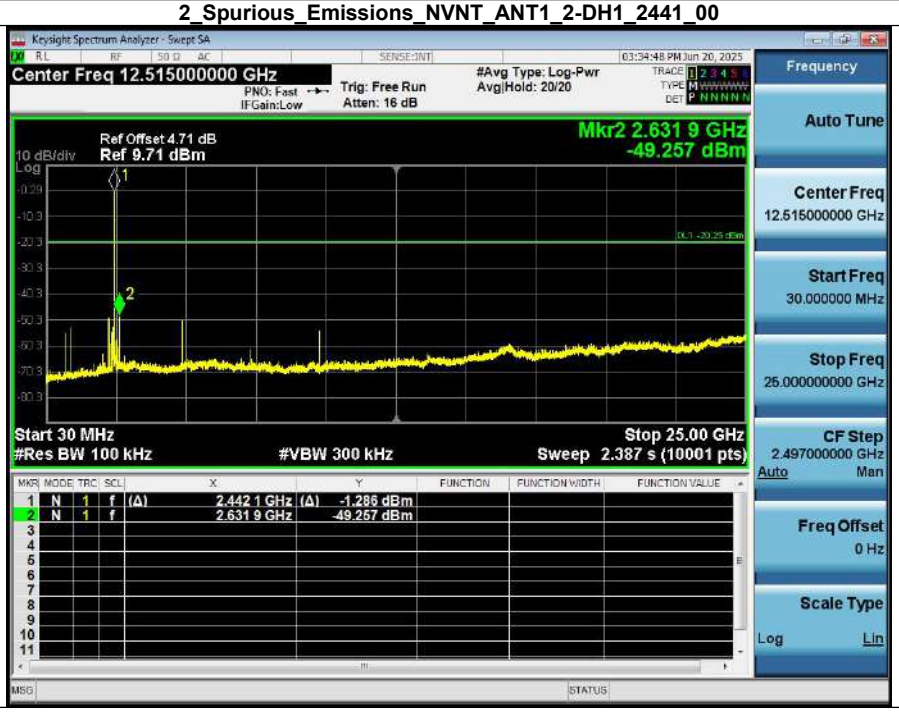

1_Reference_Level_NVNT_ANT1_2-DH1_2480_00

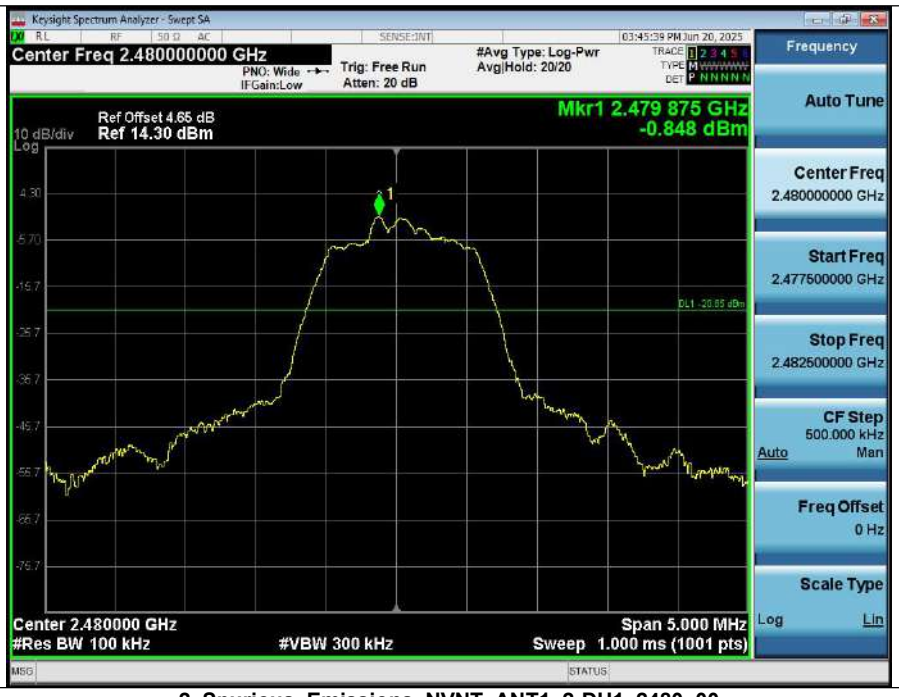

2_Spurious_Emissions_NVNT_ANT1_2-DH1_2480_00

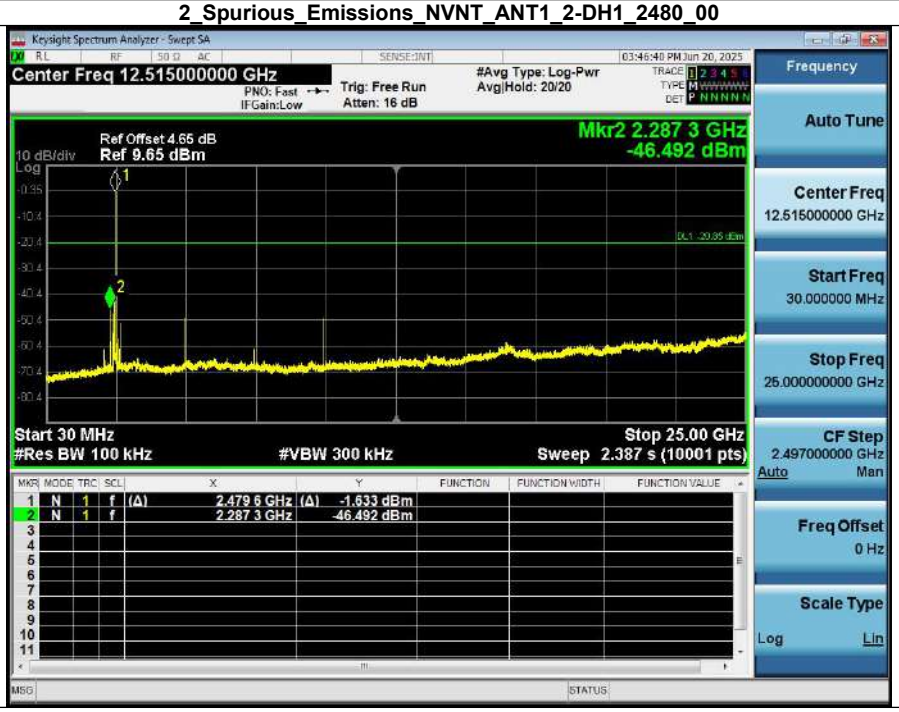

1_Reference_Level_NVNT_ANT1_3-DH1_2402_00

2_Spurious_Emissions_NVNT_ANT1_3-DH1_2402_00

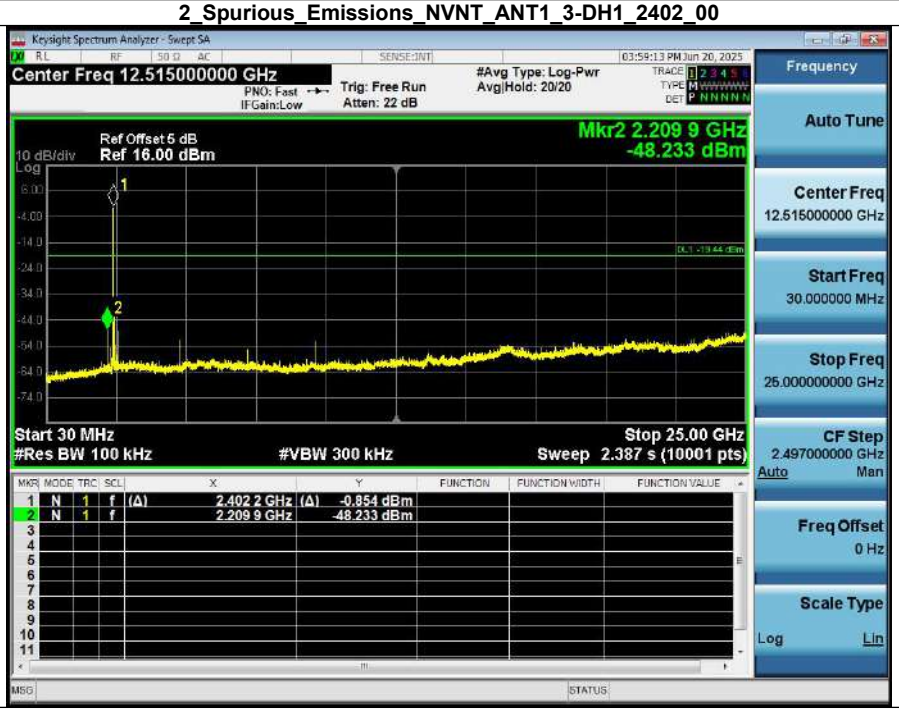

1_Reference_Level_NVNT_ANT1_3-DH1_2441_00

2_Spurious_Emissions_NVNT_ANT1_3-DH1_2441_00

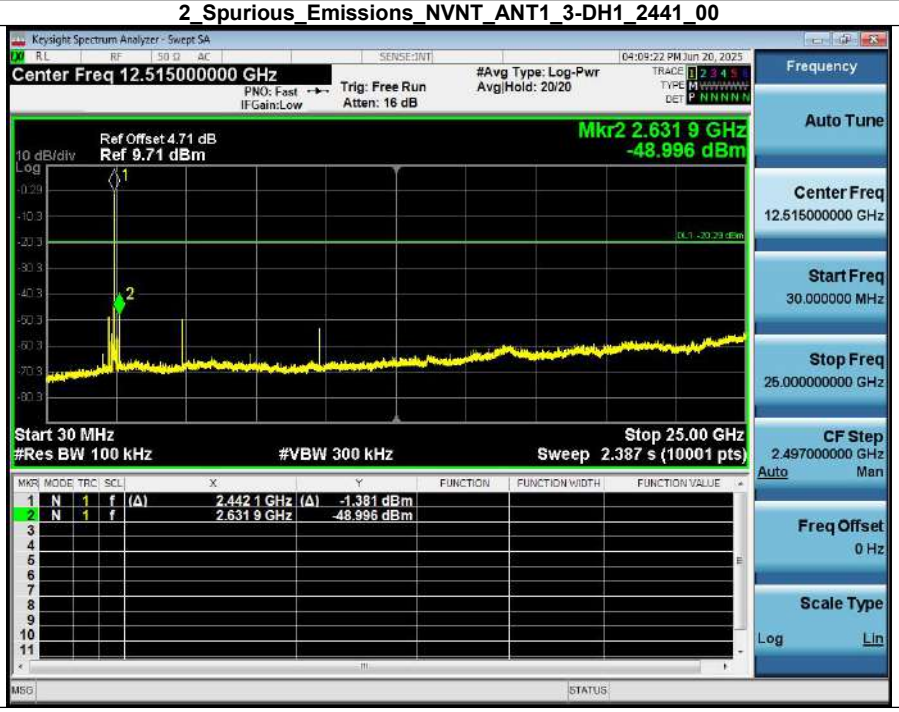

1_Reference_Level_NVNT_ANT1_3-DH1_2480_00

2_Spurious_Emissions_NVNT_ANT1_3-DH1_2480_00

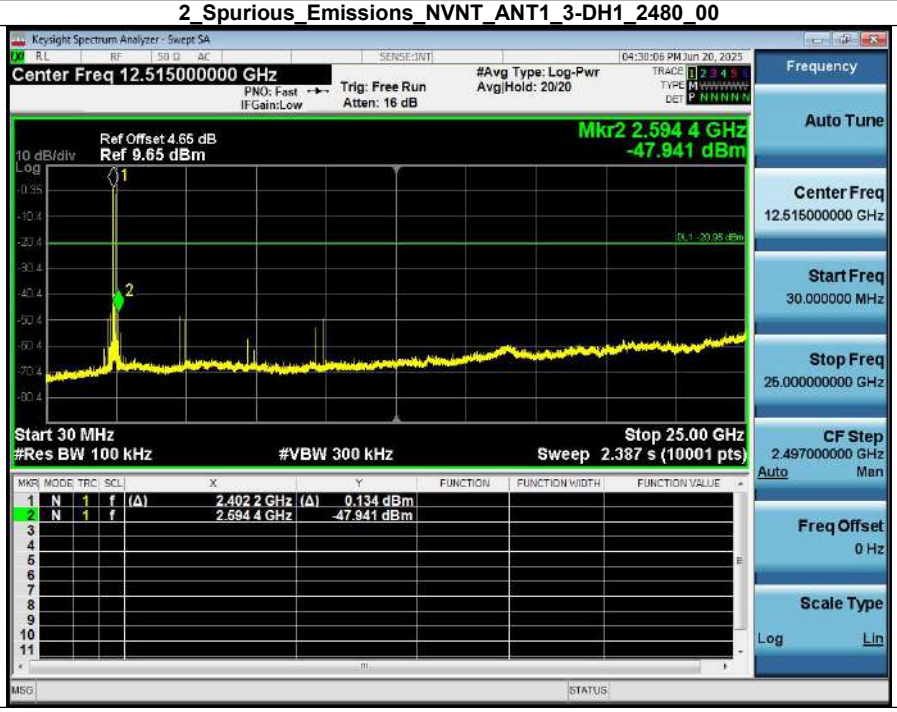

6. Bandedge

Condition	Antenna	Modulation	TX Mode	Ref_level(dBm)	Bandedge MAX.Value	Limit	Result
NVNT	ANT1	1-DH1	2402.00	0.479	-50.116	-19.521	Pass
NVNT	ANT1	1-DH1	Hopping_LCH	0.549	-51.094	-19.451	Pass
NVNT	ANT1	1-DH1	2480.00	-0.882	-57.986	-20.882	Pass
NVNT	ANT1	1-DH1	Hopping_HCH	0.232	-54.201	-19.768	Pass
NVNT	ANT1	2-DH1	2402.00	0.533	-50.436	-19.467	Pass
NVNT	ANT1	2-DH1	Hopping_LCH	0.612	-50.701	-19.388	Pass
NVNT	ANT1	2-DH1	2480.00	-0.848	-62.313	-20.848	Pass
NVNT	ANT1	2-DH1	Hopping_HCH	0.190	-53.619	-19.810	Pass
NVNT	ANT1	3-DH1	2402.00	0.564	-48.871	-19.436	Pass
NVNT	ANT1	3-DH1	Hopping_LCH	0.571	-50.294	-19.429	Pass
NVNT	ANT1	3-DH1	2480.00	-0.949	-54.077	-20.949	Pass
NVNT	ANT1	3-DH1	Hopping_HCH	0.240	-52.736	-19.760	Pass

1_Reference_Level_NVNT_ANT1_1-DH1_2402_00

2_Bandedge_NVNT_ANT1_1-DH1_2402_00

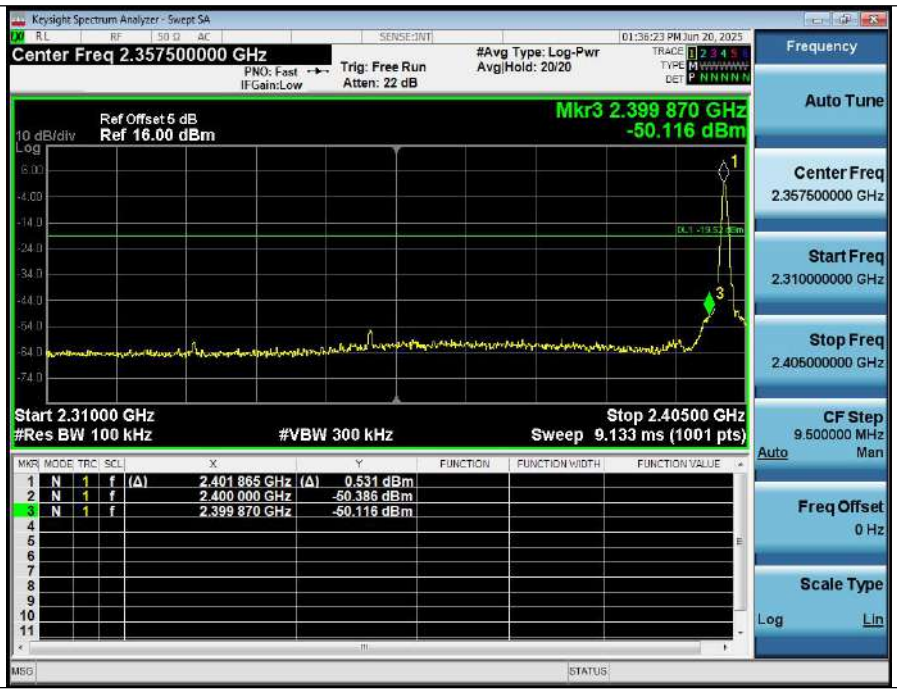

1_Reference_Level_Hopping_NVNT_ANT1_1-DH1_Hopping

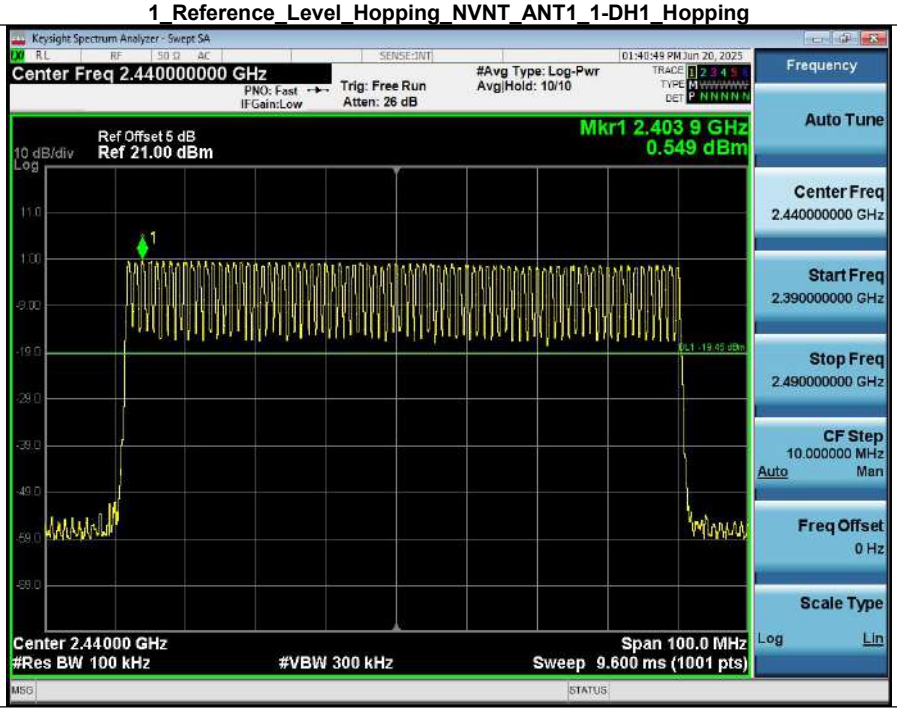

2_Band_Edge_(Hopping)_NVNT_ANT1_1-DH1_Hopping

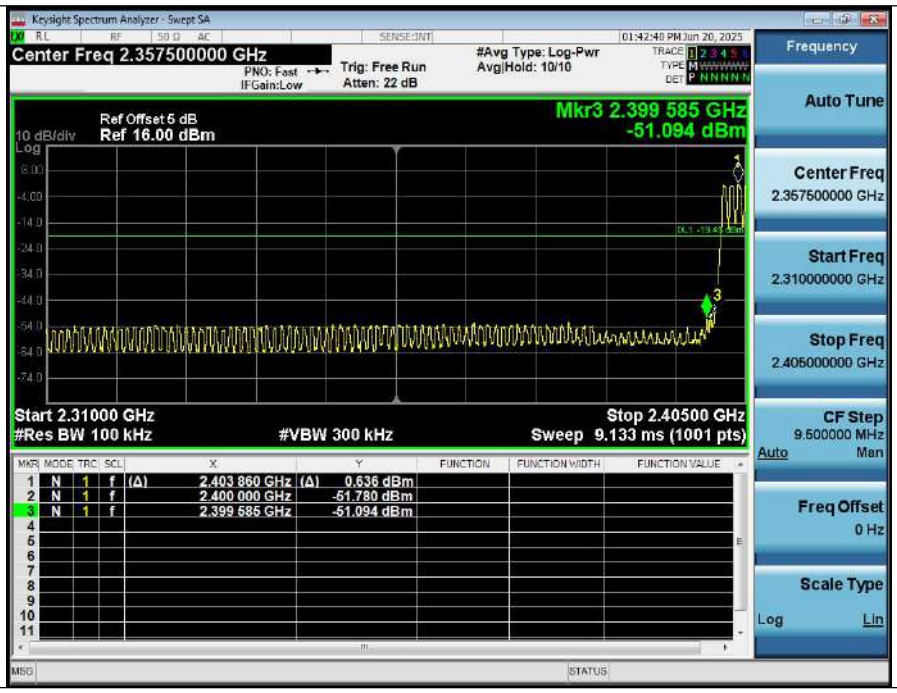

1_Reference_Level_NVNT_ANT1_1-DH1_2480_00

2_Bandedge_NVNT_ANT1_1-DH1_2480_00

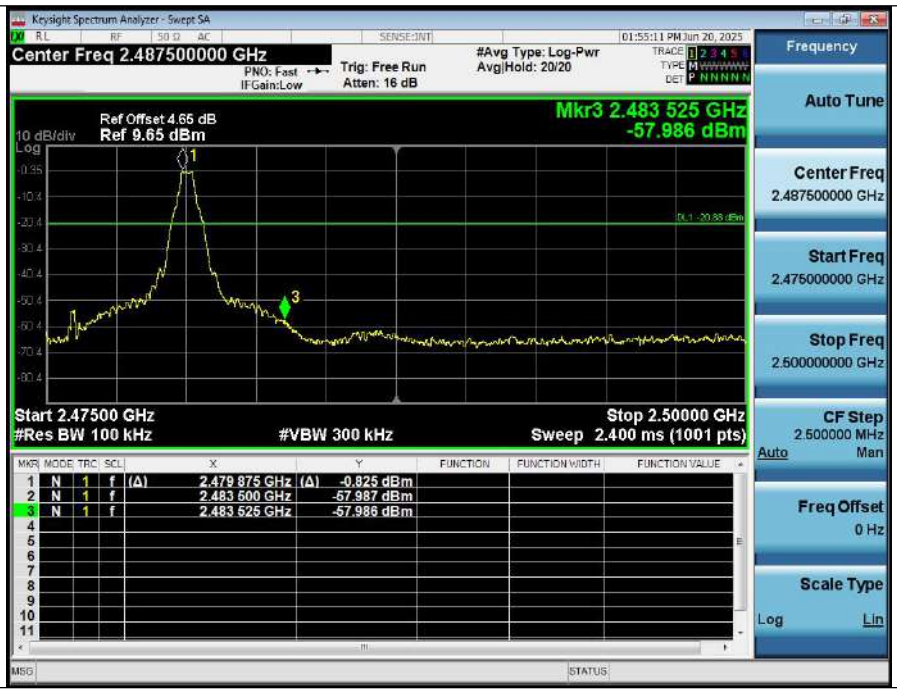

1_Reference_Level_Hopping_NVNT_ANT1_1-DH1_Hopping

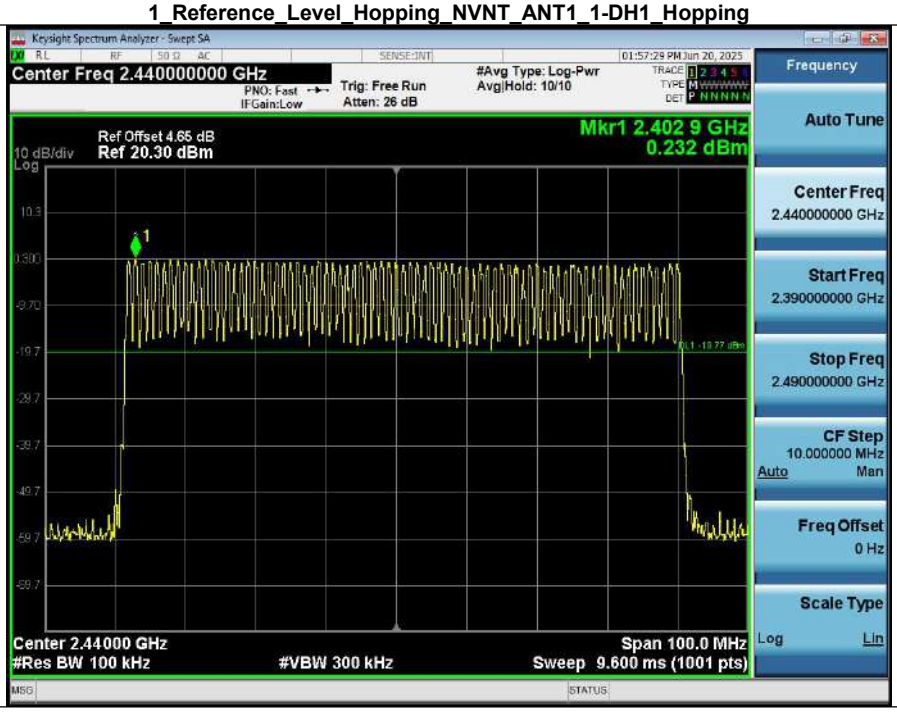

2_Band_Edge_(Hopping)_NVNT_ANT1_1-DH1_Hopping

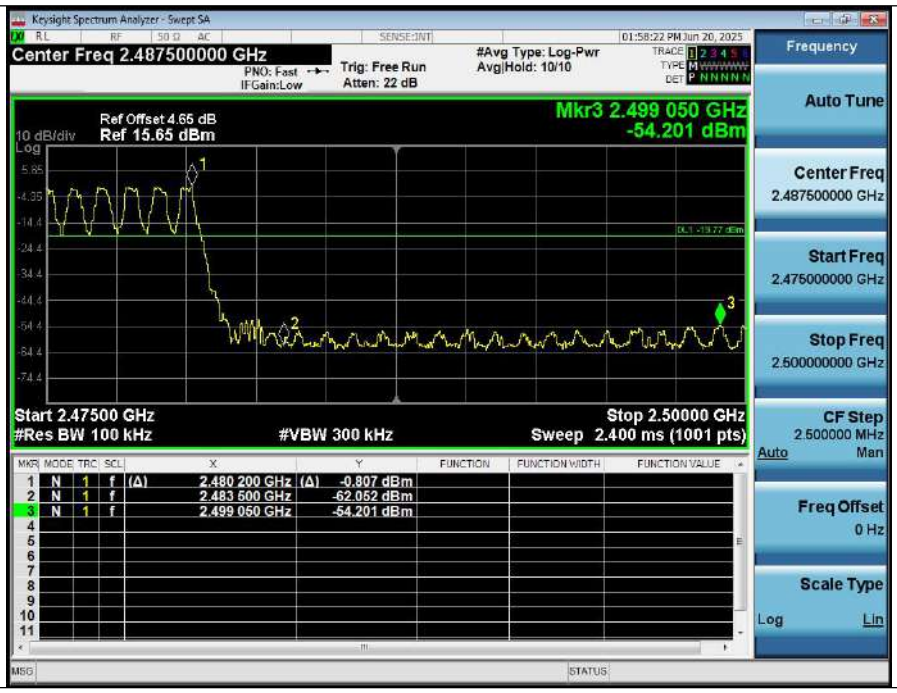

1_Reference_Level_NVNT_ANT1_2-DH1_2402_00

2_Bandedge_NVNT_ANT1_2-DH1_2402_00

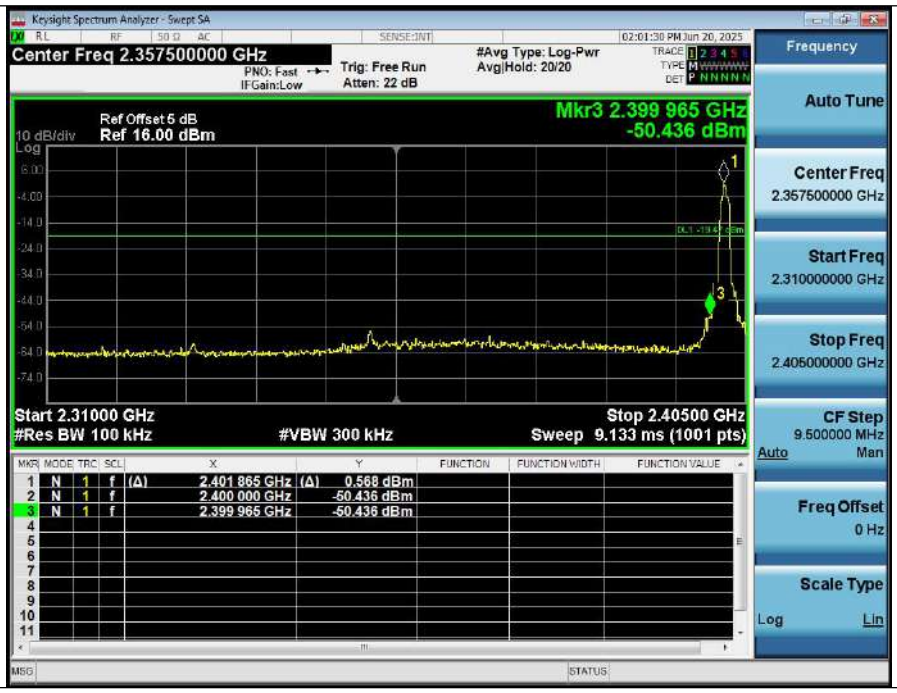

1_Reference_Level_Hopping_NVNT_ANT1_2-DH1_Hopping

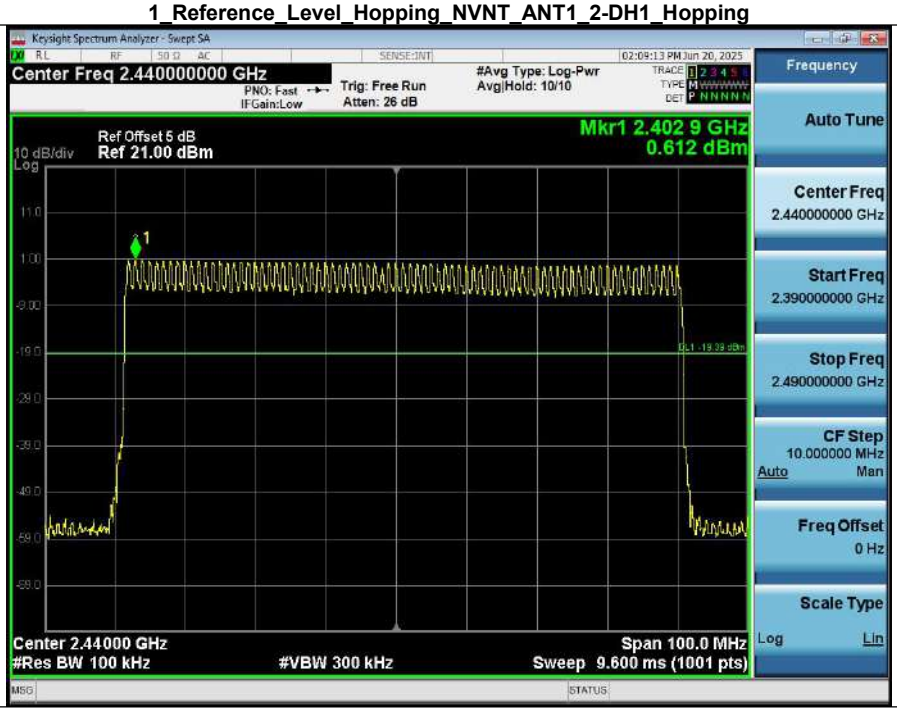

2_Band_Edge_(Hopping)_NVNT_ANT1_2-DH1_Hopping

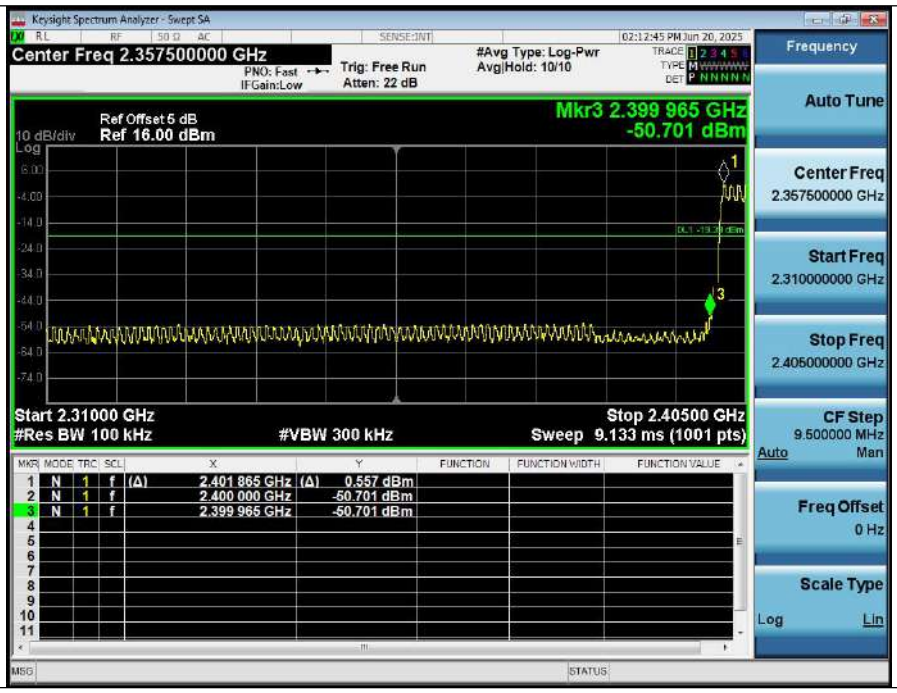

1_Reference_Level_NVNT_ANT1_2-DH1_2480_00

2_Bandedge_NVNT_ANT1_2-DH1_2480_00

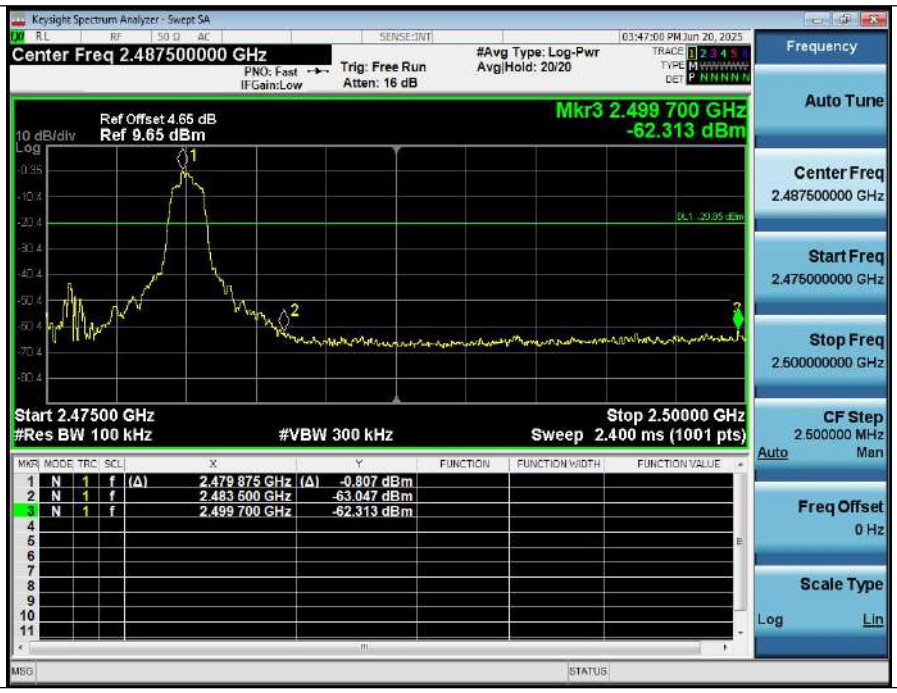

1_Reference_Level_Hopping_NVNT_ANT1_2-DH1_Hopping

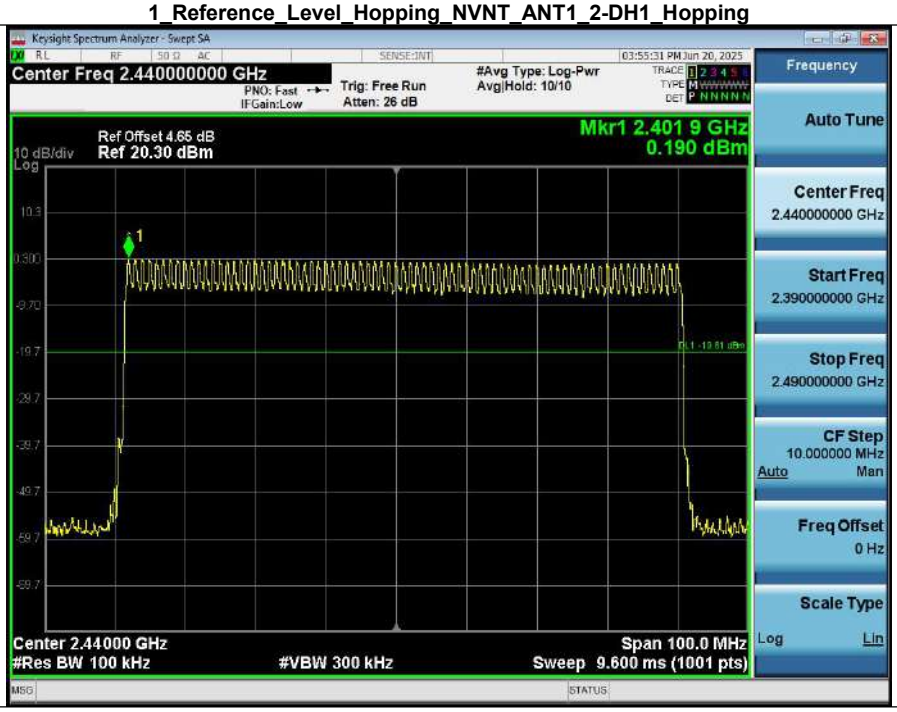

2_Band_Edge_(Hopping)_NVNT_ANT1_2-DH1_Hopping

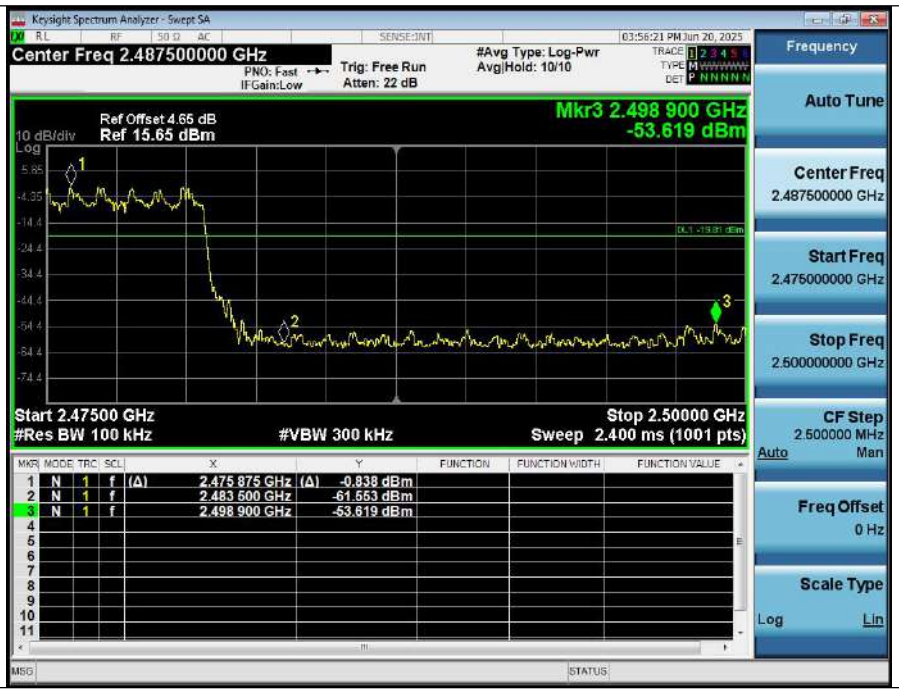

1_Reference_Level_NVNT_ANT1_3-DH1_2402_00

2_Bandedge_NVNT_ANT1_3-DH1_2402_00

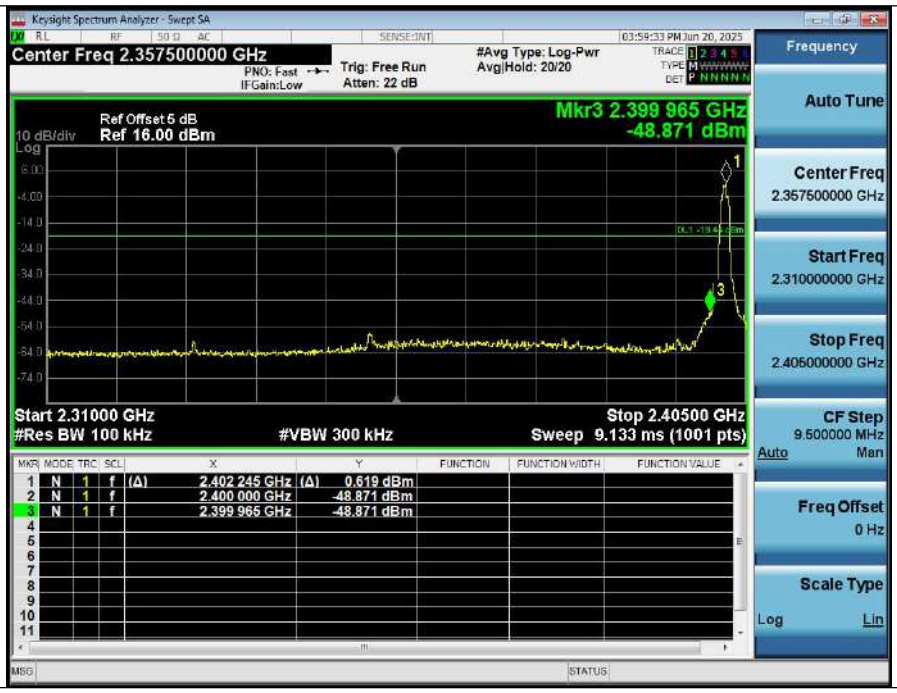

1_Reference_Level_Hopping_NVNT_ANT1_3-DH1_Hopping

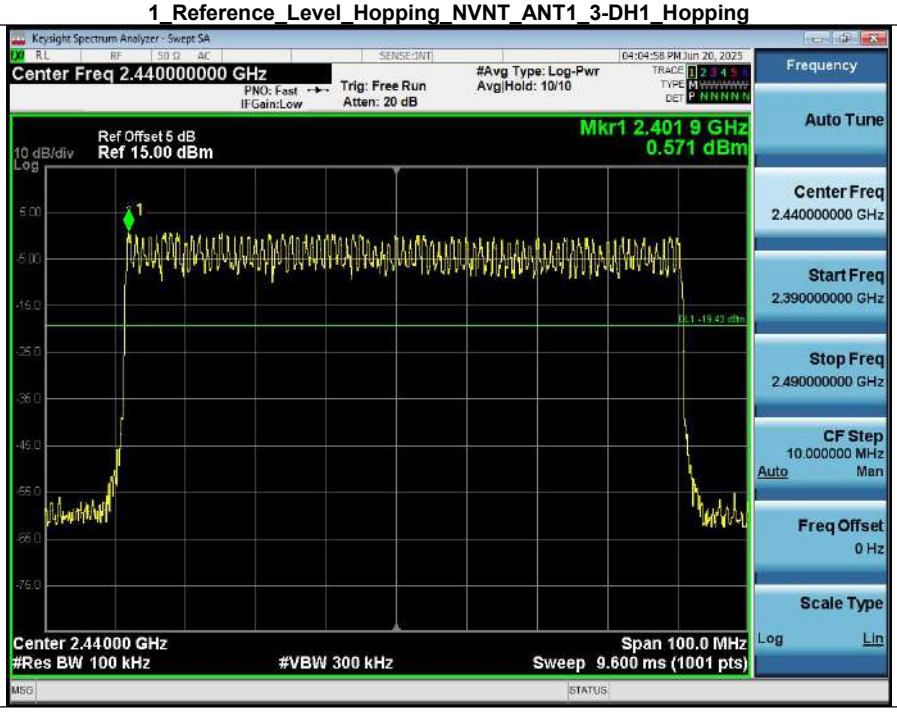

2_Band_Edge_(Hopping)_NVNT_ANT1_3-DH1_Hopping

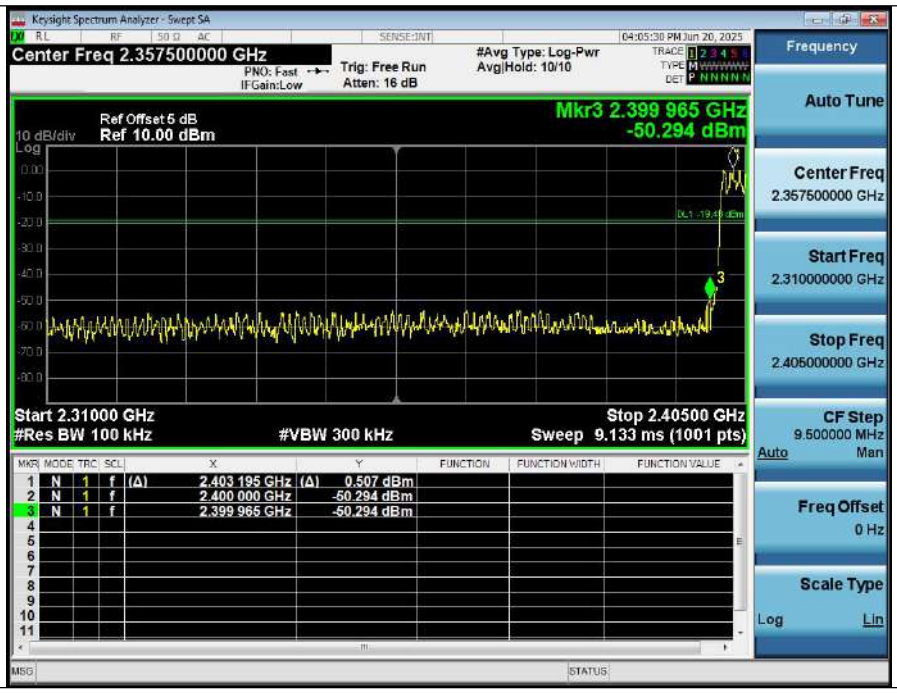

1_Reference_Level_NVNT_ANT1_3-DH1_2480_00

2_Bandedge_NVNT_ANT1_3-DH1_2480_00

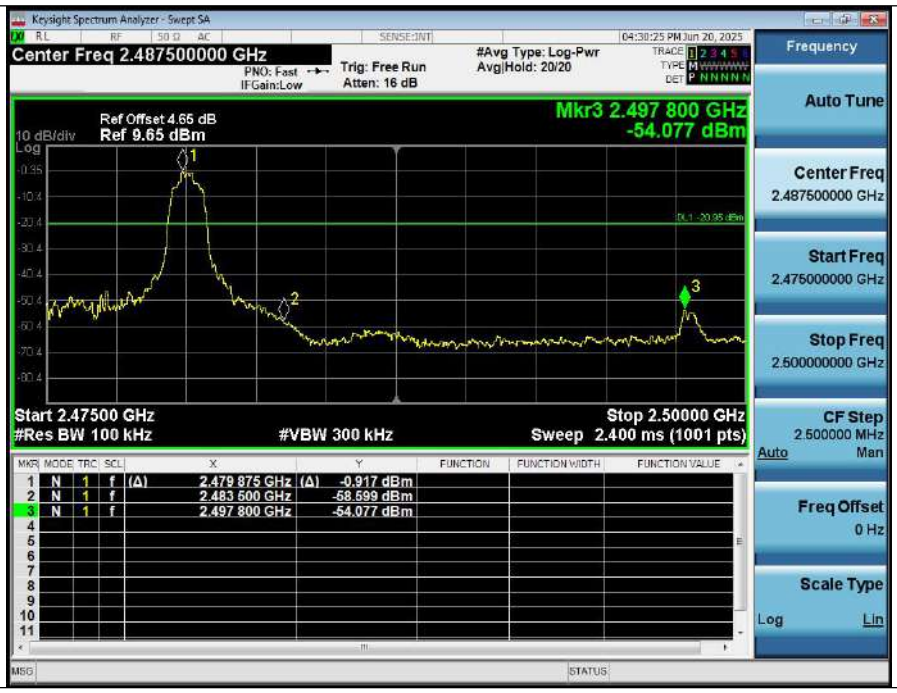

1_Reference_Level_Hopping_NVNT_ANT1_3-DH1_Hopping

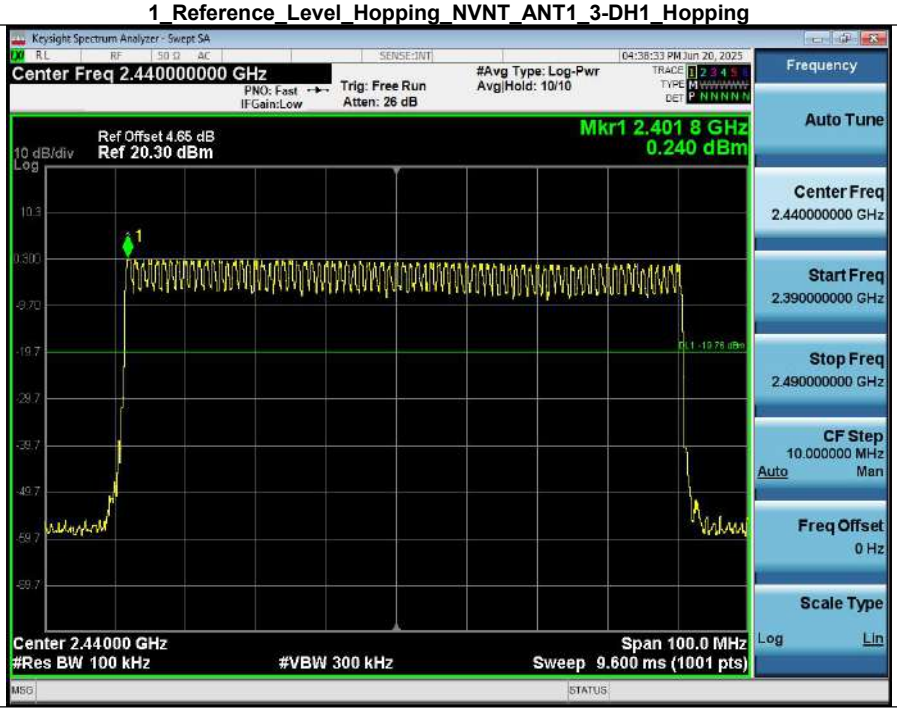

2_Band_Edge_(Hopping)_NVNT_ANT1_3-DH1_Hopping

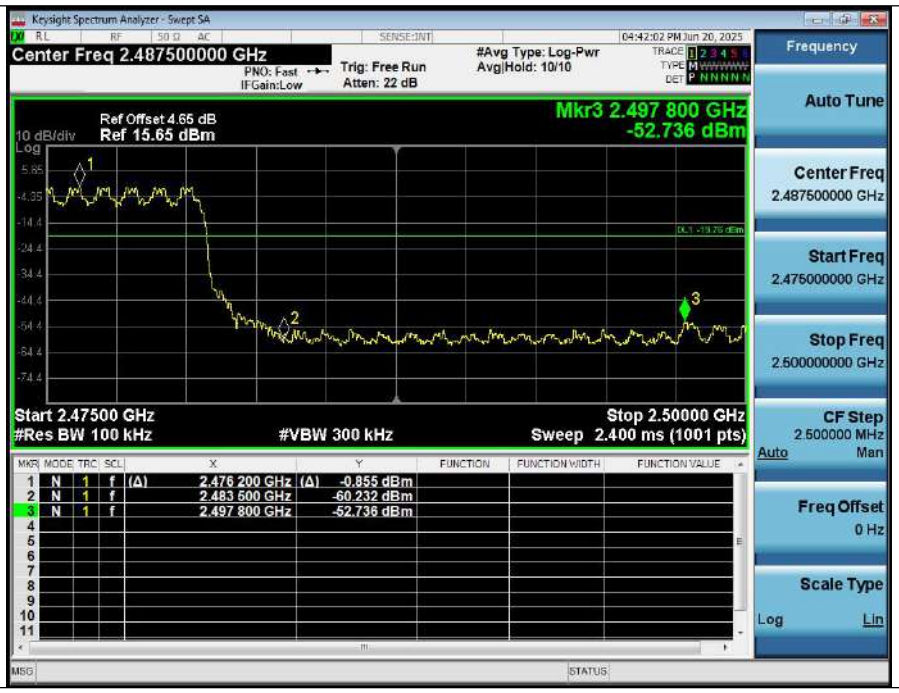
Keysight Spectrum Analyzer - Swept SA
Center Freq 2.487500000 GHz
PNO: Fast
IFGain:Low
Trig: Free Run
Atten: 22 dB
#Avg Type: Log-Pwr
Avg|Hold: 10/10
04:42:02 PM Jun 20, 2025
Ref Offset 4.65 dB
10 dB/div
Ref 15.65 dBm
Mkr3 2.497 800 GHz
-52.736 dBm
Start 2.47500 GHz
#Res BW 100 kHz
#VBW 300 kHz
Stop 2.50000 GHz
Sweep 2.400 ms (1001 pts)
1 N 1 f (Δ) 2.476 200 GHz (Δ) -0.855 dBm
2 N 1 f 2.483 500 GHz -60.232 dBm
3 N 1 f 2.497 800 GHz -52.736 dBm
Frequency
Auto Tune
Center Freq
2.487500000 GHz
Start Freq
2.475000000 GHz
Stop Freq
2.500000000 GHz
CF Step
2.500000 MHz
Auto
Man
Freq Offset
0 Hz
Scale Type
Log
Lin

7. Carrier Frequencies Separation (Hopping)

Condition	Antenna	Modulation	Frequency(MHz)	Hopping NO.0 (MHz)	Hopping NO.1 (MHz)	Carrier Frequencies Separation(MHz)	Limit(MHz)	Result
NVNT	ANT1	1-DH1	2402.00	2401.882	2402.869	0.99	0.877	Pass
NVNT	ANT1	1-DH1	2441.00	2440.864	2441.875	1.01	0.915	Pass
NVNT	ANT1	1-DH1	2480.00	2478.858	2479.866	1.01	0.926	Pass
NVNT	ANT1	2-DH1	2402.00	2401.876	2402.863	0.99	0.847	Pass
NVNT	ANT1	2-DH1	2441.00	2440.879	2441.866	0.99	0.849	Pass
NVNT	ANT1	2-DH1	2480.00	2478.855	2479.857	1.00	0.846	Pass
NVNT	ANT1	3-DH1	2402.00	2401.870	2402.860	0.99	0.817	Pass
NVNT	ANT1	3-DH1	2441.00	2440.864	2441.869	1.00	0.817	Pass
NVNT	ANT1	3-DH1	2480.00	2478.861	2479.866	1.00	0.834	Pass

Carrier_Frequencies_Separation_(Hopping)_NVNT_ANT1_1-DH1_Hopping

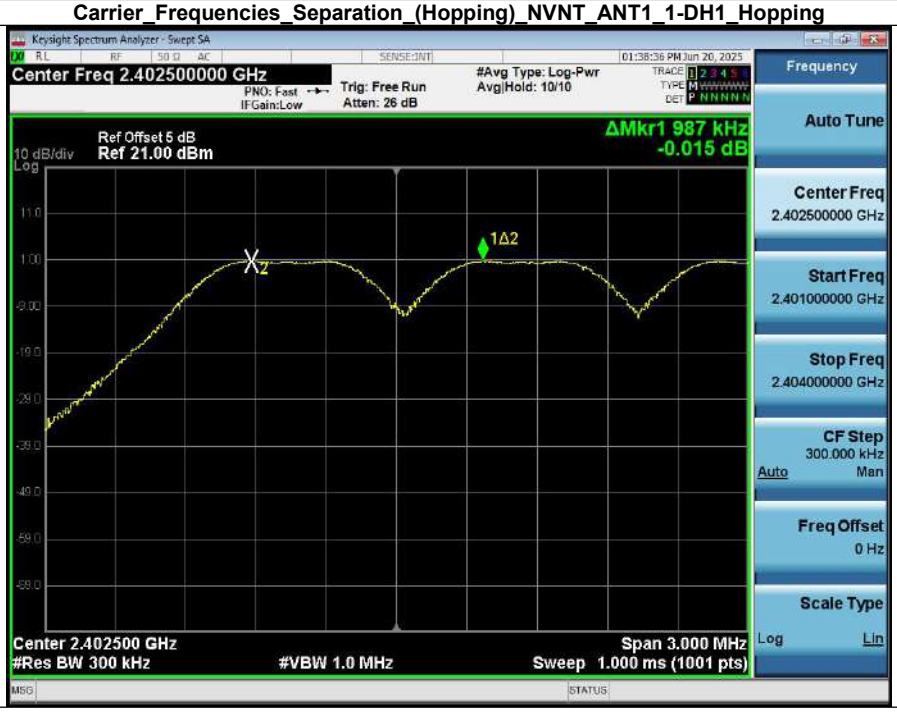

Carrier_Frequencies_Separation_(Hopping)_NVNT_ANT1_1-DH1_Hopping

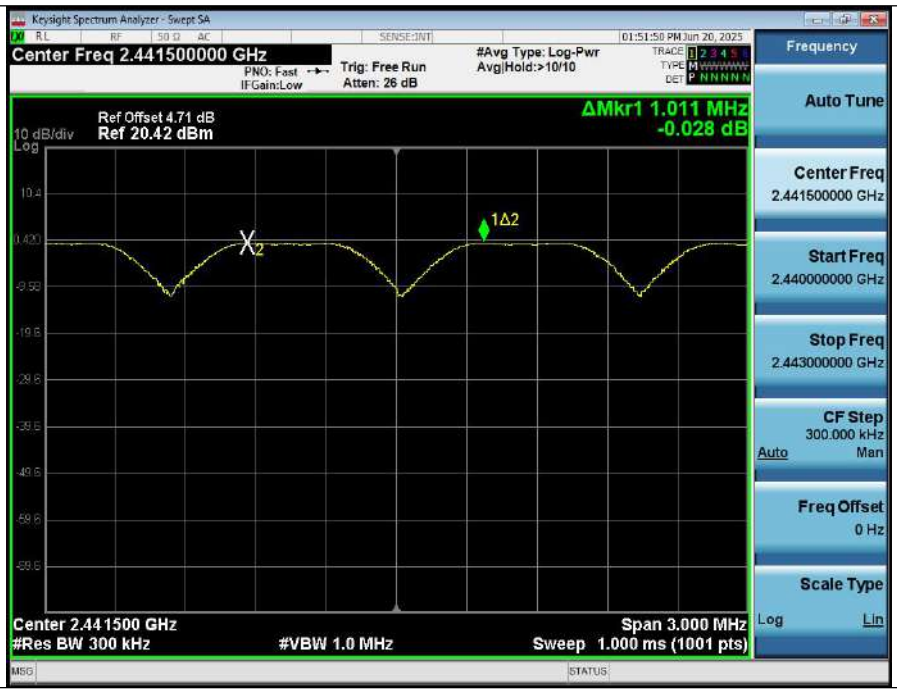

Carrier_Frequencies_Separation_(Hopping)_NVNT_ANT1_1-DH1_Hopping

Carrier_Frequencies_Separation_(Hopping)_NVNT_ANT1_2-DH1_Hopping

Carrier_Frequencies_Separation_(Hopping)_NVNT_ANT1_2-DH1_Hopping

Carrier_Frequencies_Separation_(Hopping)_NVNT_ANT1_2-DH1_Hopping

Carrier_Frequencies_Separation_(Hopping)_NVNT_ANT1_3-DH1_Hopping

Carrier_Frequencies_Separation_(Hopping)_NVNT_ANT1_3-DH1_Hopping

Carrier_Frequencies_Separation_(Hopping)_NVNT_ANT1_3-DH1_Hopping

8. Number of Hopping Channel (Hopping)

Condition	Antenna	Modulation	Hopping Num	Limit	Result
NVNT	ANT1	1-DH1	79	75	Pass
NVNT	ANT1	2-DH1	79	15	Pass
NVNT	ANT1	3-DH1	79	15	Pass

Number_of_Hopping_Channel_(Hopping)_NVNT_ANT1_1-DH1_Hopping

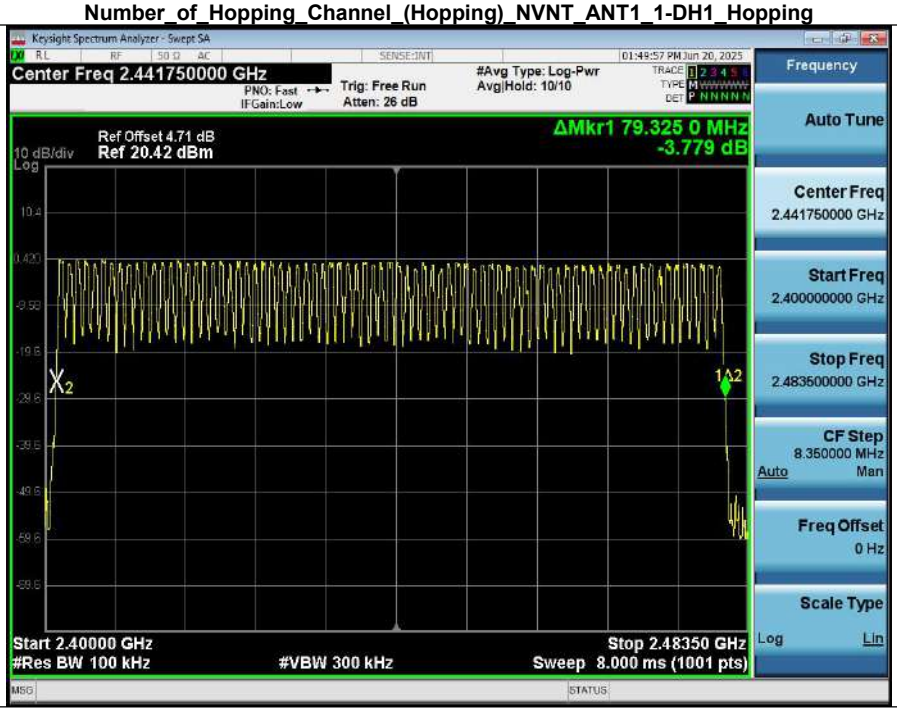

Number_of_Hopping_Channel_(Hopping)_NVNT_ANT1_2-DH1_Hopping

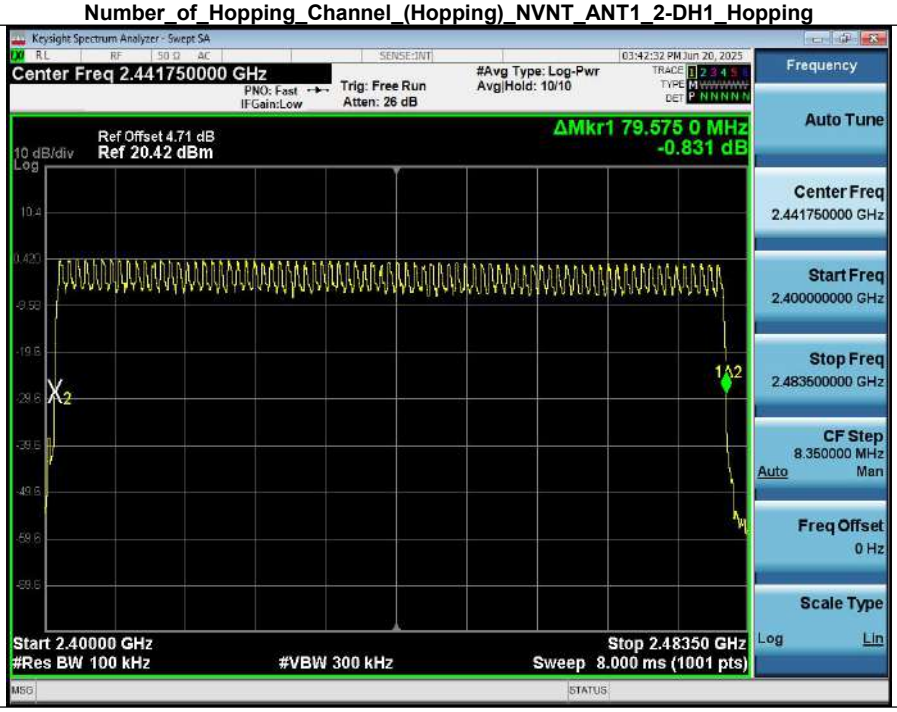

Number_of_Hopping_Channel_(Hopping)_NVNT_ANT1_3-DH1_Hopping

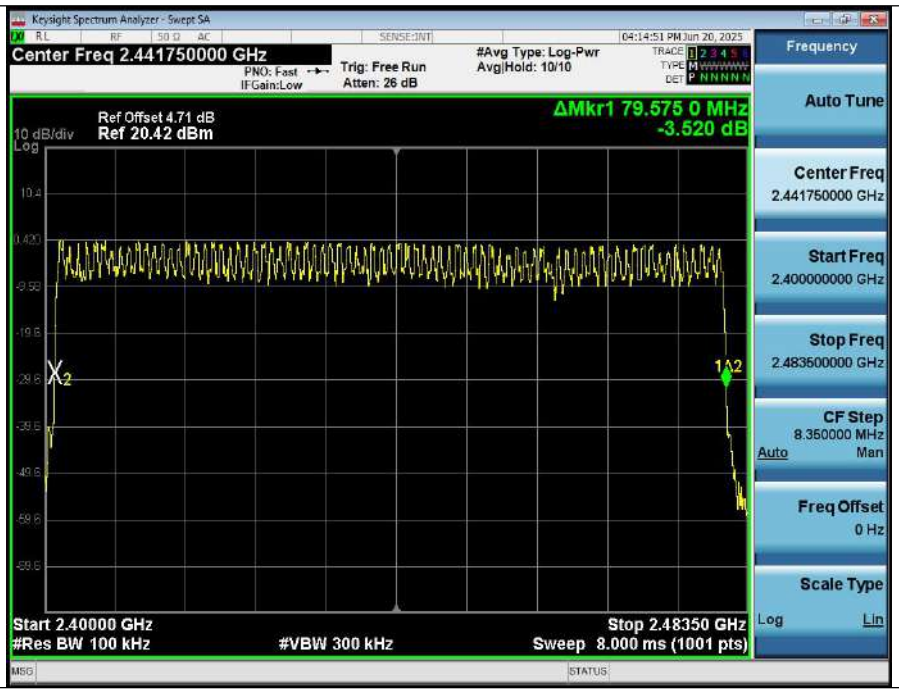
Keysight Spectrum Analyzer - Swept SA
Center Freq 2.441750000 GHz
PNO: Fast
IFGain:Low
Trig: Free Run
Atten: 26 dB
#Avg Type: Log-Pwr
Avg|Hold: 10/10
04:14:51 PM Jun 20, 2025
Ref Offset 4.71 dB
10 dB/div
Ref 20.42 dBm
Log
ΔMkr1 79.575 0 MHz
-3.520 dB
Start 2.40000 GHz
#Res BW 100 kHz
#VBW 300 kHz
Stop 2.48350 GHz
Sweep 8.000 ms (1001 pts)
Frequency
Auto Tune
Center Freq
2.441750000 GHz
Start Freq
2.400000000 GHz
Stop Freq
2.483500000 GHz
CF Step
8.350000 MHz
Auto
Man
Freq Offset
0 Hz
Scale Type
Log
Lin

9. Dwell Time (Hopping)

Condition	Antenna	Packet Type	Pulse Time(ms)	Hops	Dwell Time(ms)	Limit(s)	Result
NVNT	ANT1	1-DH1	0.400	319.00	127.600	0.40	Pass
NVNT	ANT1	2-DH1	0.400	320.00	128.000	0.40	Pass
NVNT	ANT1	3-DH1	0.400	316.00	126.400	0.40	Pass
NVNT	ANT1	1-DH3	1.650	157.00	259.050	0.40	Pass
NVNT	ANT1	1-DH5	2.890	104.00	300.560	0.40	Pass
NVNT	ANT1	2-DH3	1.660	153.00	253.980	0.40	Pass
NVNT	ANT1	2-DH5	2.900	95.00	275.500	0.40	Pass
NVNT	ANT1	3-DH3	1.650	159.00	262.350	0.40	Pass
NVNT	ANT1	3-DH5	2.900	97.00	281.300	0.40	Pass

Dwell_Time_(Hopping)_NVNT_ANT1_1-DH1_2441_00_One_Burst_Time

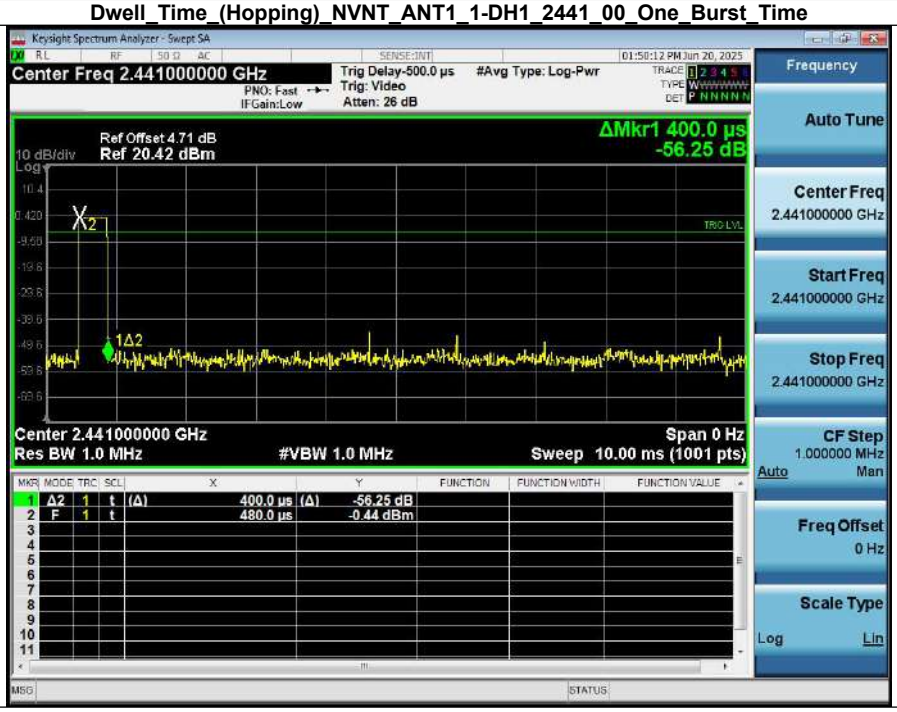

Dwell_Time_(Hopping)_NVNT_ANT1_1-DH1_2441_00_Accumulated

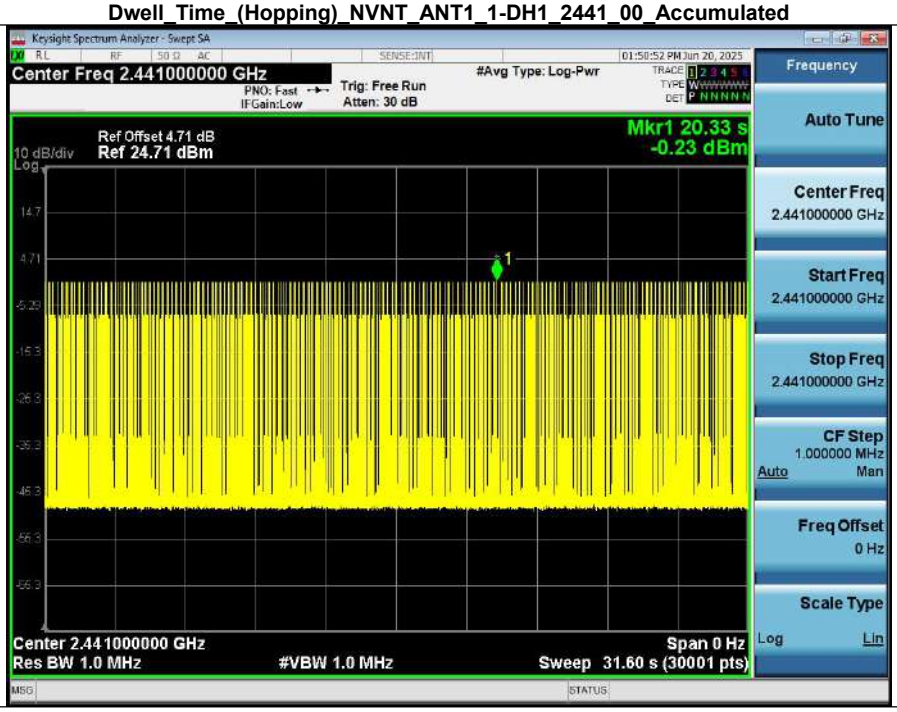

Dwell_Time_(Hopping)_NVNT_ANT1_2-DH1_2441_00_One_Burst_Time

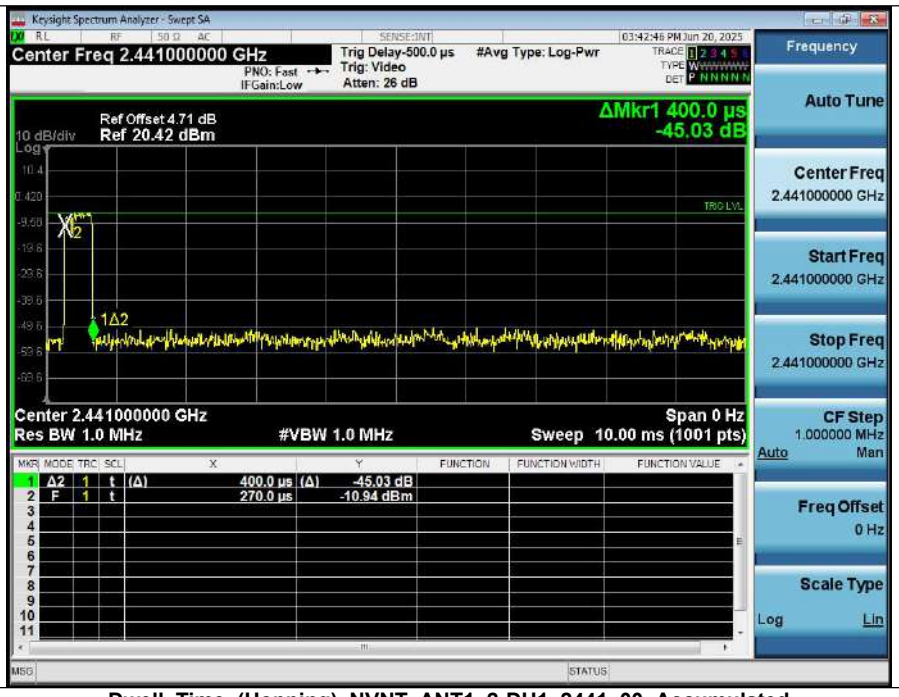

Dwell_Time_(Hopping)_NVNT_ANT1_2-DH1_2441_00_Accumulated

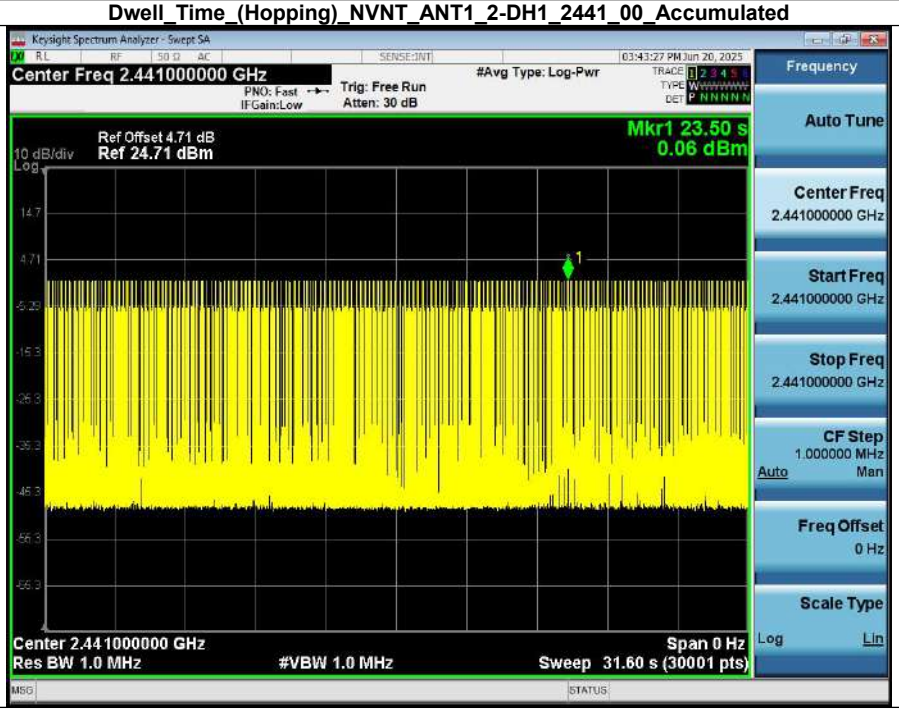

Dwell_Time_(Hopping)_NVNT_ANT1_3-DH1_2441_00_One_Burst_Time

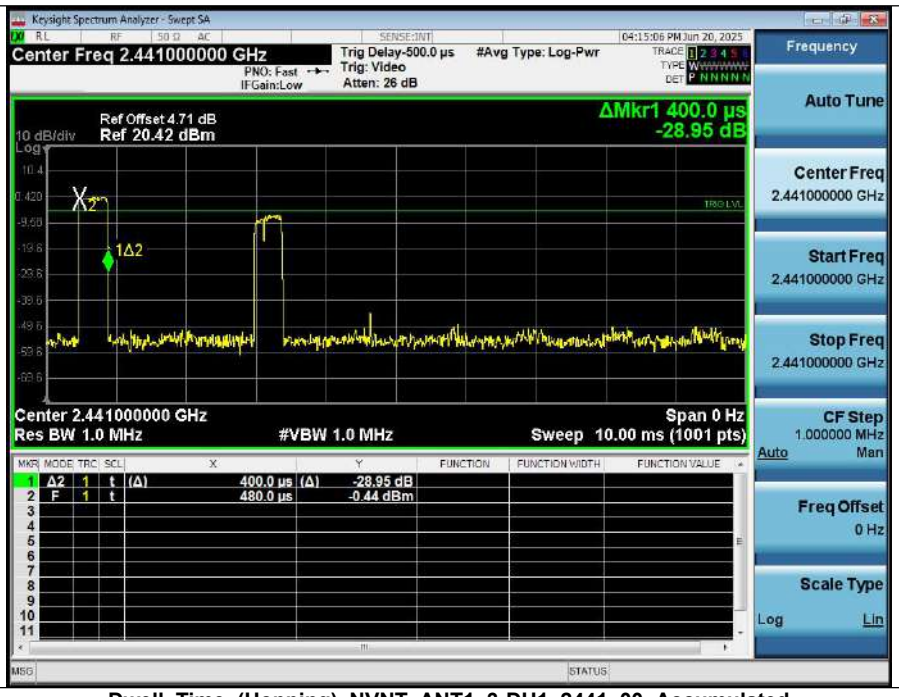

Dwell_Time_(Hopping)_NVNT_ANT1_3-DH1_2441_00_Accumulated

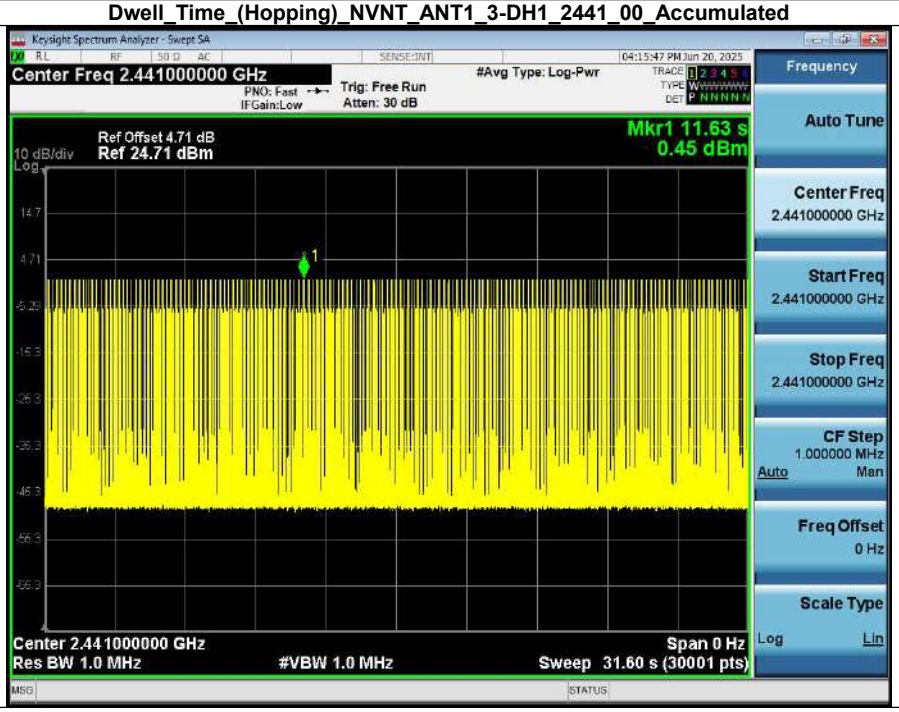

Dwell_Time_(Hopping)_NVNT_ANT1_1-DH3_2441_00_One_Burst_Time

Dwell_Time_(Hopping)_NVNT_ANT1_1-DH3_2441_00_Accumulated

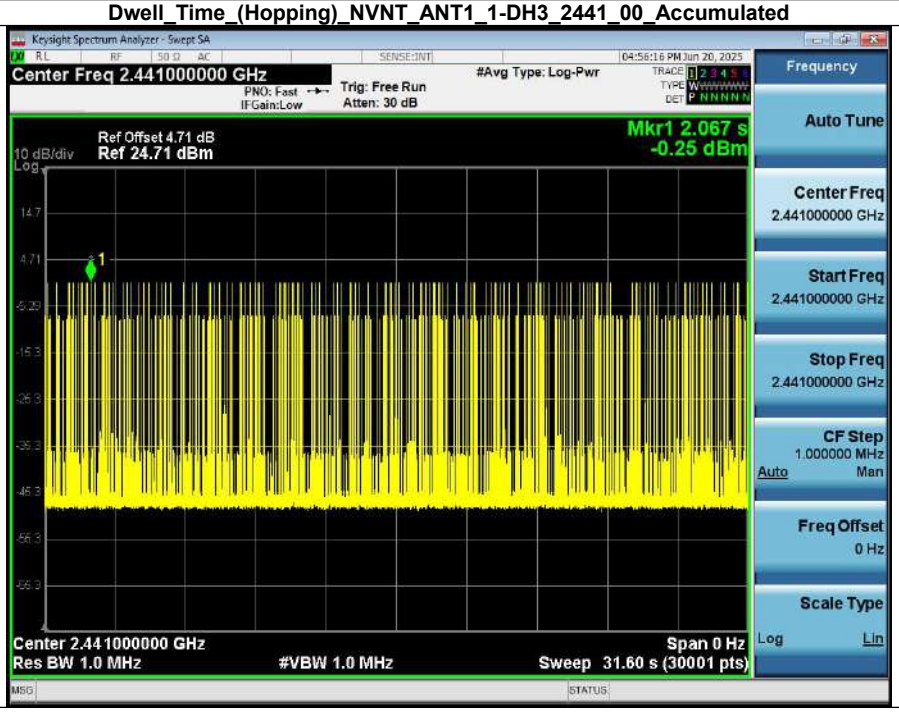

Dwell_Time_(Hopping)_NVNT_ANT1_1-DH5_2441_00_One_Burst_Time

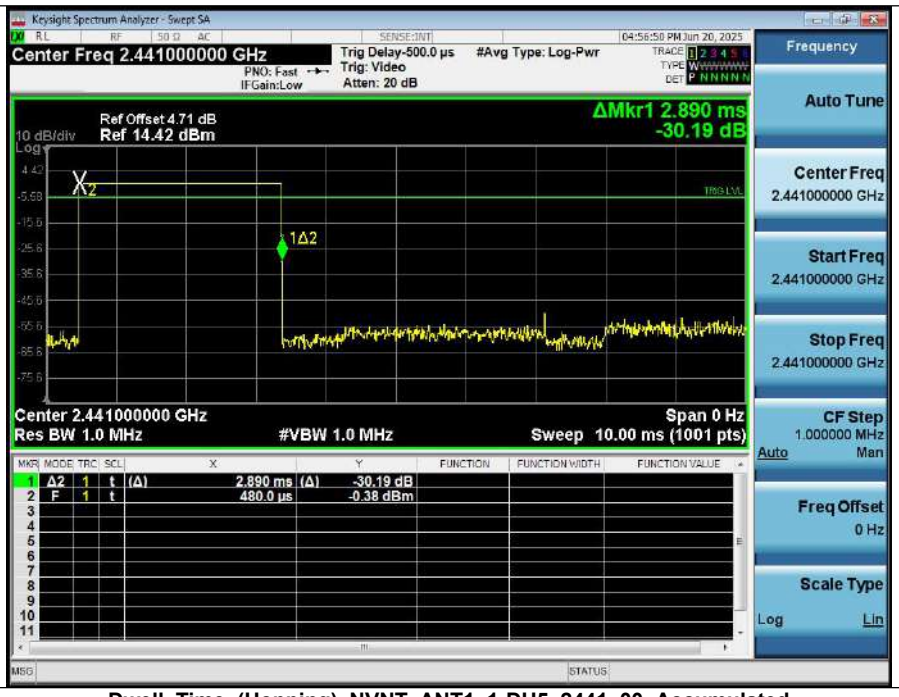

Dwell_Time_(Hopping)_NVNT_ANT1_1-DH5_2441_00_Accumulated

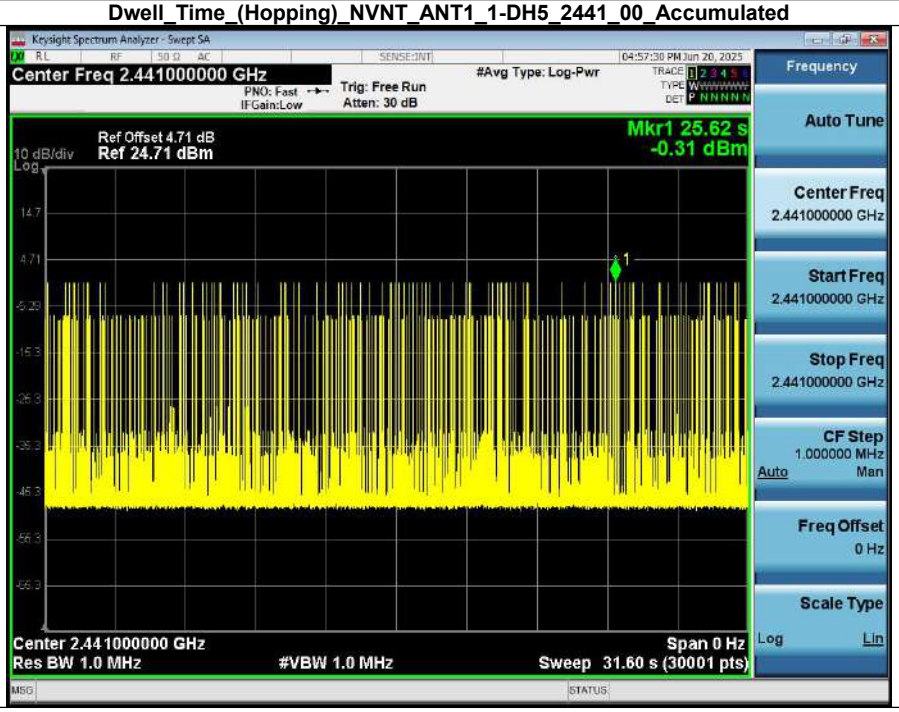

Dwell_Time_(Hopping)_NVNT_ANT1_2-DH3_2441_00_One_Burst_Time

Dwell_Time_(Hopping)_NVNT_ANT1_2-DH3_2441_00_Accumulated

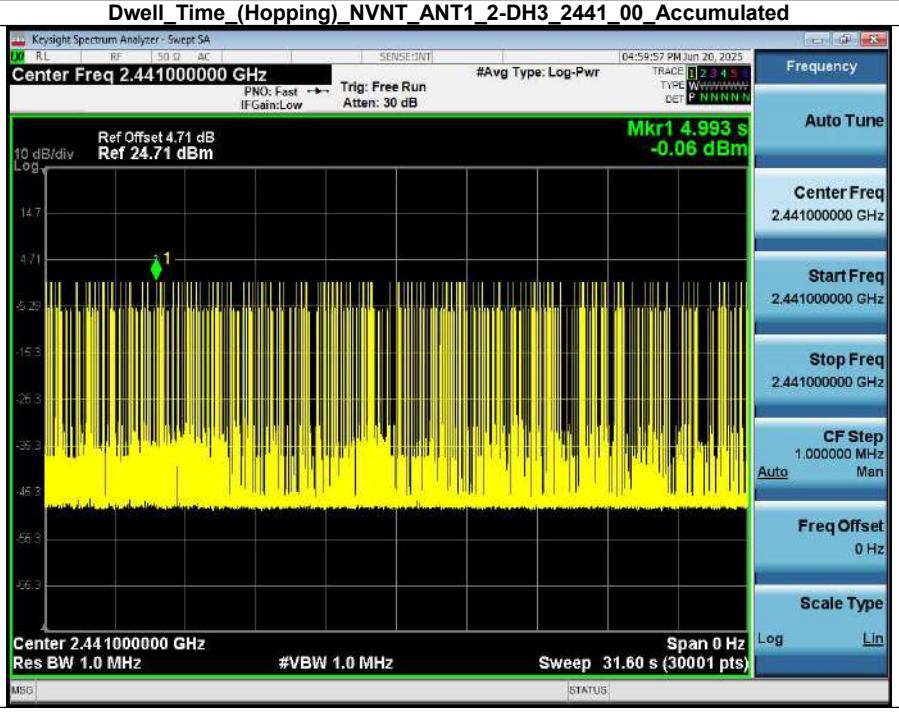

Dwell_Time_(Hopping)_NVNT_ANT1_2-DH5_2441_00_One_Burst_Time

Dwell_Time_(Hopping)_NVNT_ANT1_2-DH5_2441_00_Accumulated

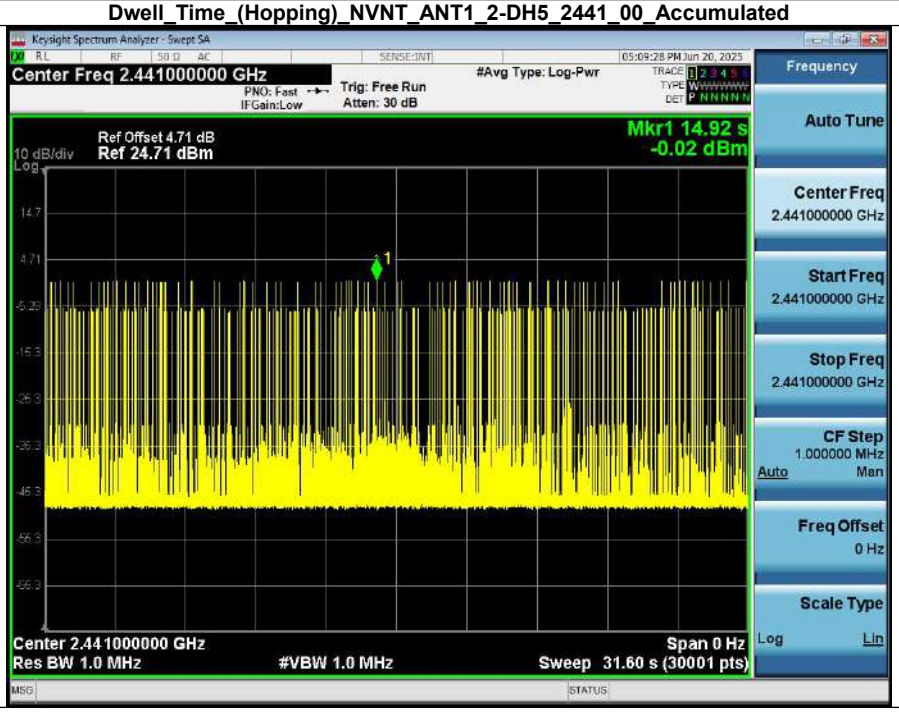

Dwell_Time_(Hopping)_NVNT_ANT1_3-DH3_2441_00_One_Burst_Time

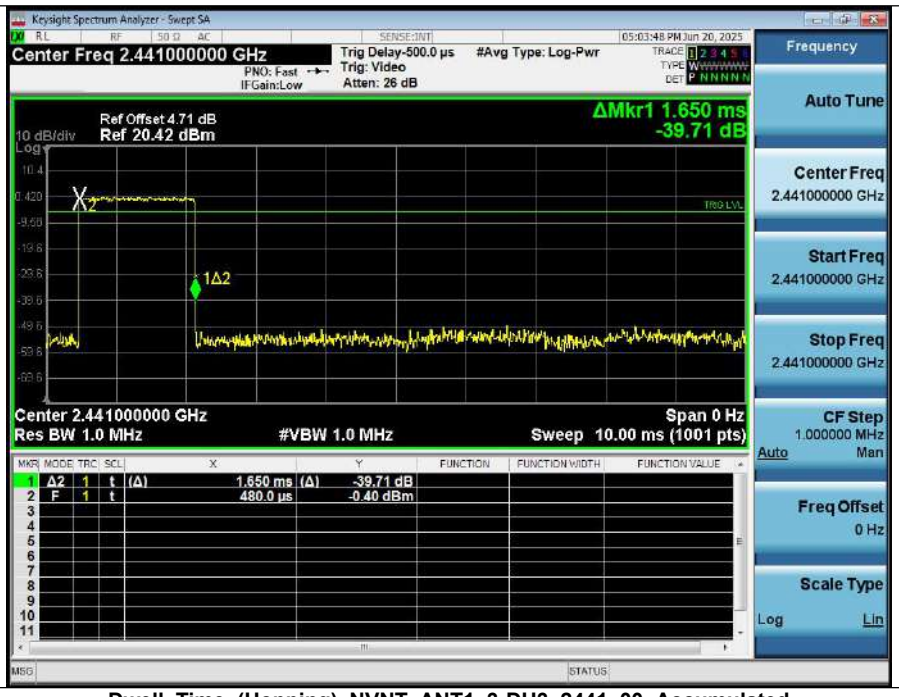

Dwell_Time_(Hopping)_NVNT_ANT1_3-DH3_2441_00_Accumulated

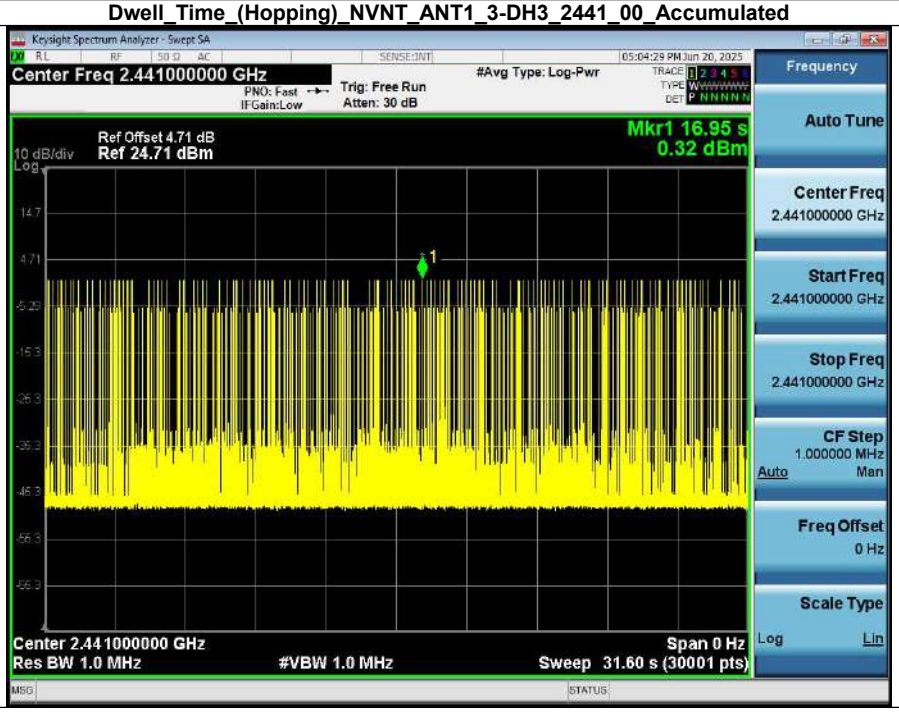

Dwell_Time_(Hopping)_NVNT_ANT1_3-DH5_2441_00_One_Burst_Time
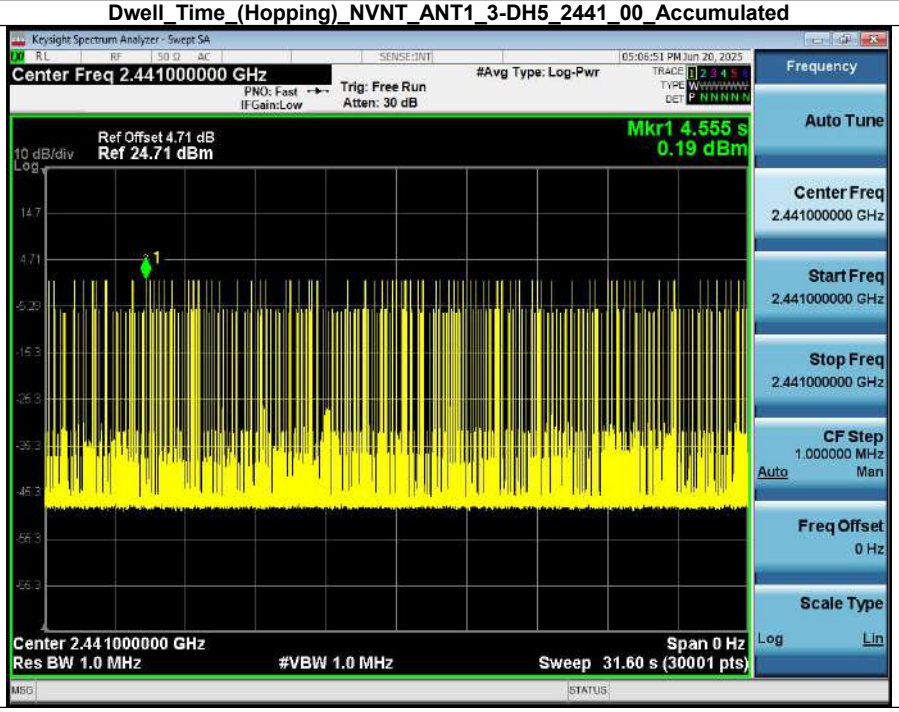
Dwell_Time_(Hopping)_NVNT_ANT1_3-DH5_2441_00_Accumulated