Table of Contents

1. Duty Cycle 2
2. -20dB Bandwidth 7
3. 99% Occupied Bandwidth 12
4. Peak Output Power 17
5. Spurious Emissions 22
6. Bandedge 31
7. Carrier Frequencies Separation (Hopping) 44
8. Number of Hopping Channel (Hopping) 49
9. Dwell Time (Hopping) 51

FCC ID:2A5N2A50
FCC ID EDR
FCC_BT (Part15.247) Test Data
Right Headphone

1. Duty Cycle

Condition	Antenna	Rate	Frequency (MHz)	Dutycycle(%)	Duty_factor
NVNT	ANT1	1-DH1	2402.00	30.16	5.21
NVNT	ANT1	1-DH1	2441.00	30.65	5.14
NVNT	ANT1	1-DH1	2480.00	30.65	5.14
NVNT	ANT1	2-DH1	2402.00	33.87	4.70
NVNT	ANT1	2-DH1	2441.00	33.33	4.77
NVNT	ANT1	2-DH1	2480.00	31.75	4.98
NVNT	ANT1	3-DH1	2402.00	30.65	5.14
NVNT	ANT1	3-DH1	2441.00	31.75	4.98
NVNT	ANT1	3-DH1	2480.00	31.75	4.98

Duty_Cycle_NVNT_ANT1_1-DH1_2402

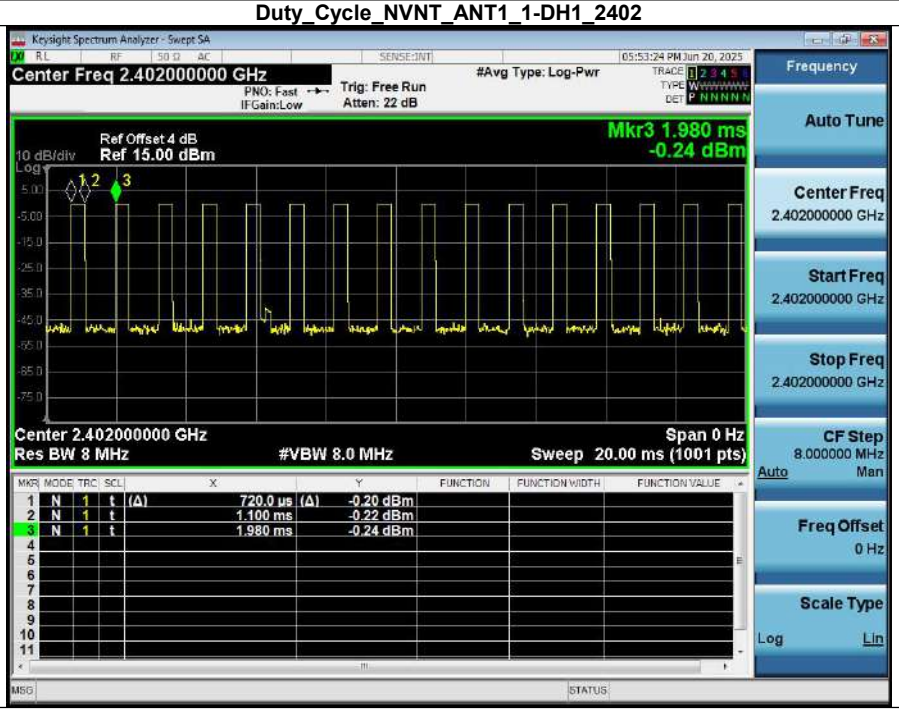

Duty_Cycle_NVNT_ANT1_1-DH1_2441

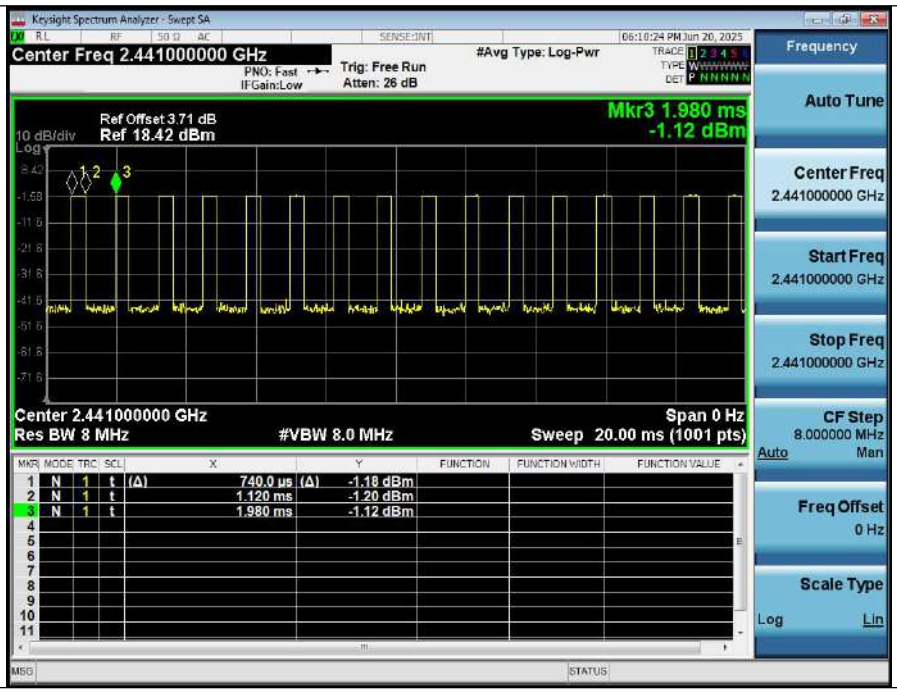

Duty_Cycle_NVNT_ANT1_1-DH1_2480

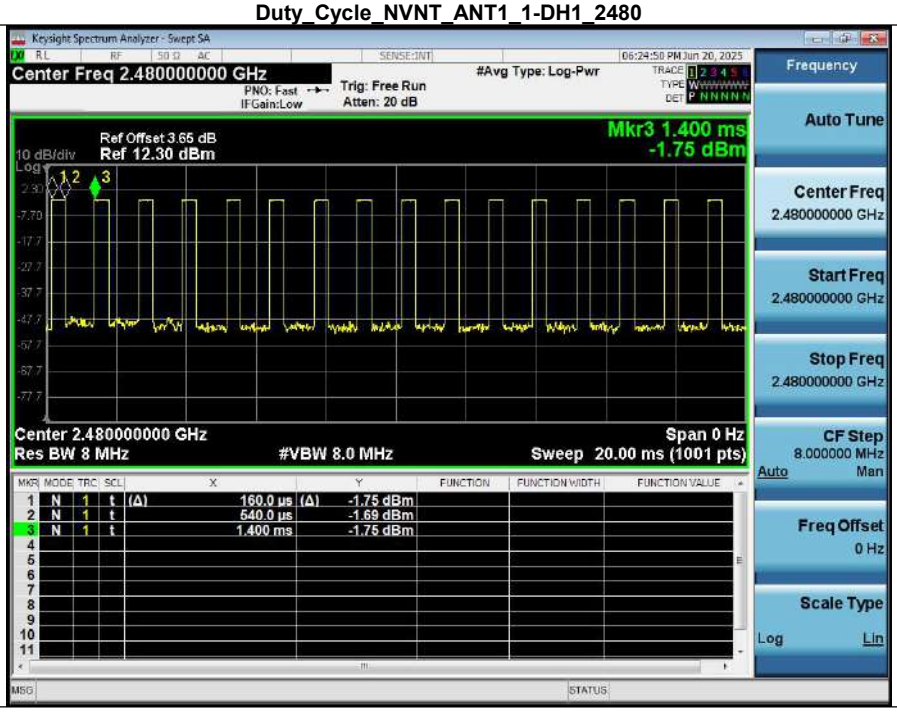

Duty_Cycle_NVNT_ANT1_2-DH1_2402

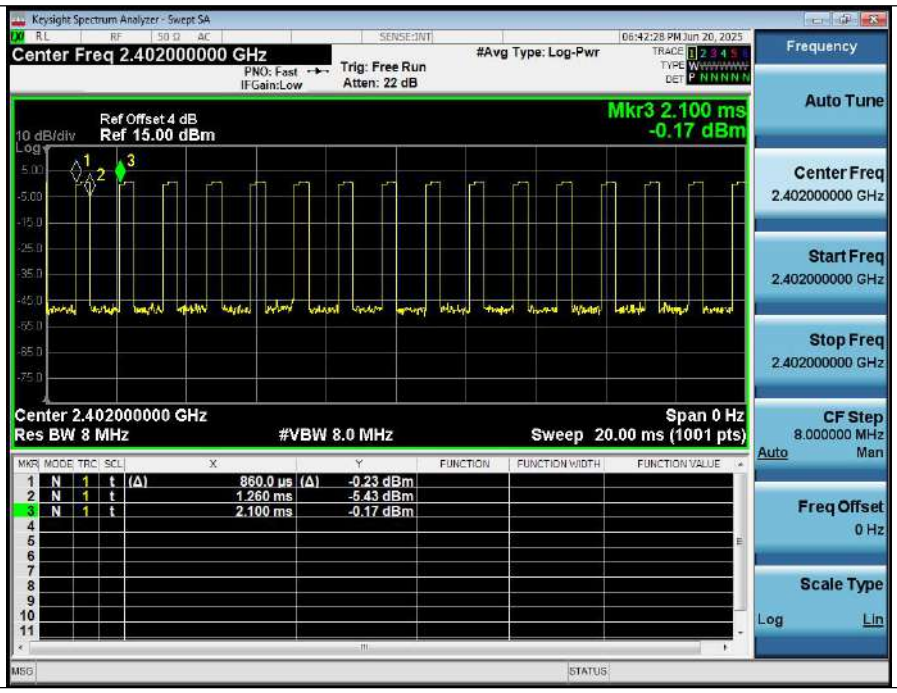

Duty_Cycle_NVNT_ANT1_2-DH1_2441

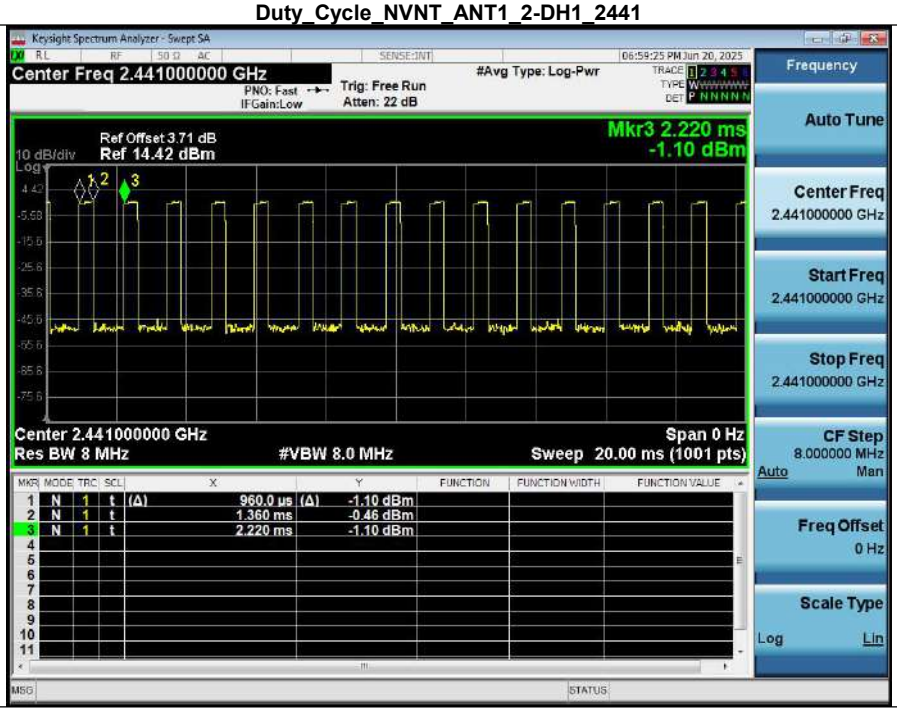

Duty_Cycle_NVNT_ANT1_2-DH1_2480

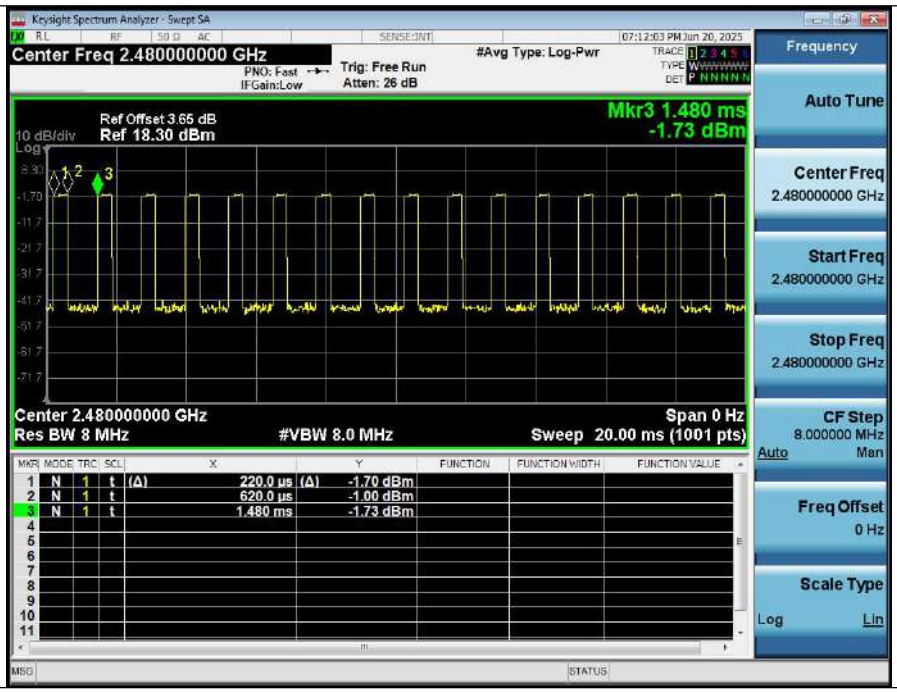

Duty_Cycle_NVNT_ANT1_3-DH1_2402

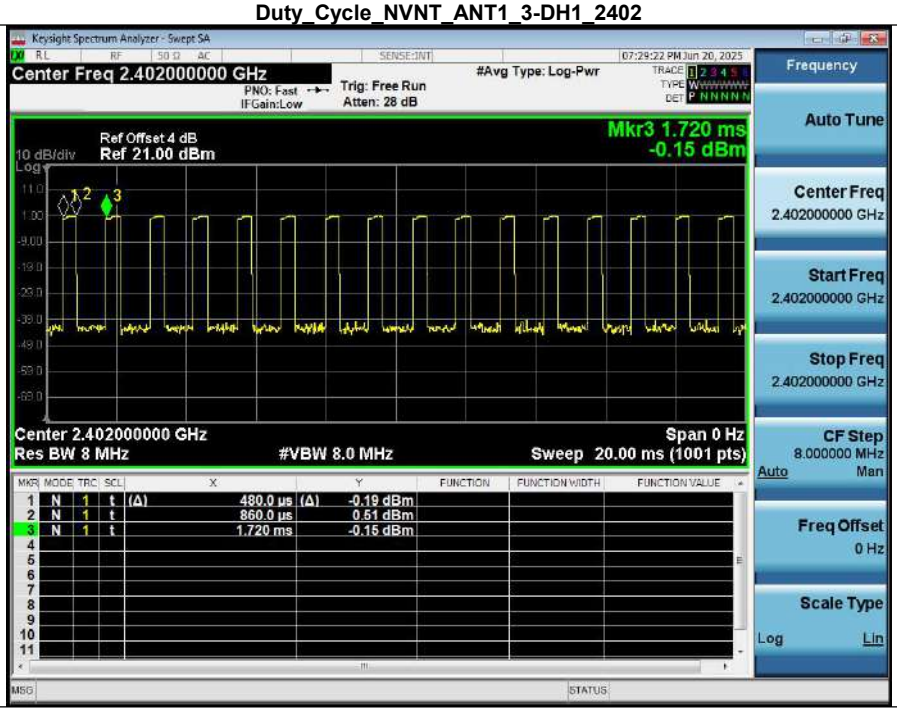

Duty_Cycle_NVNT_ANT1_3-DH1_2441

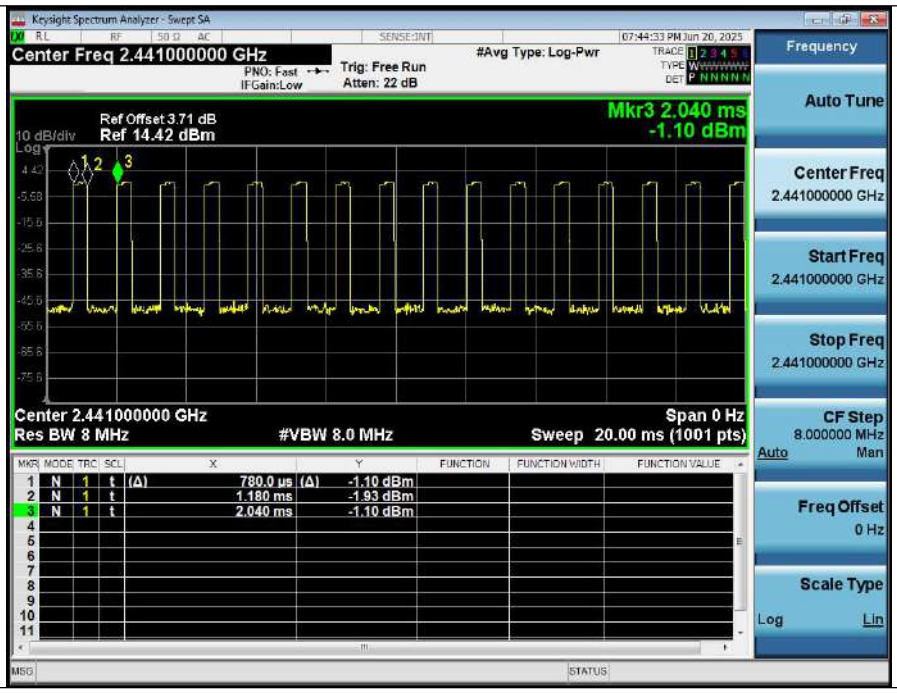

Duty_Cycle_NVNT_ANT1_3-DH1_2480

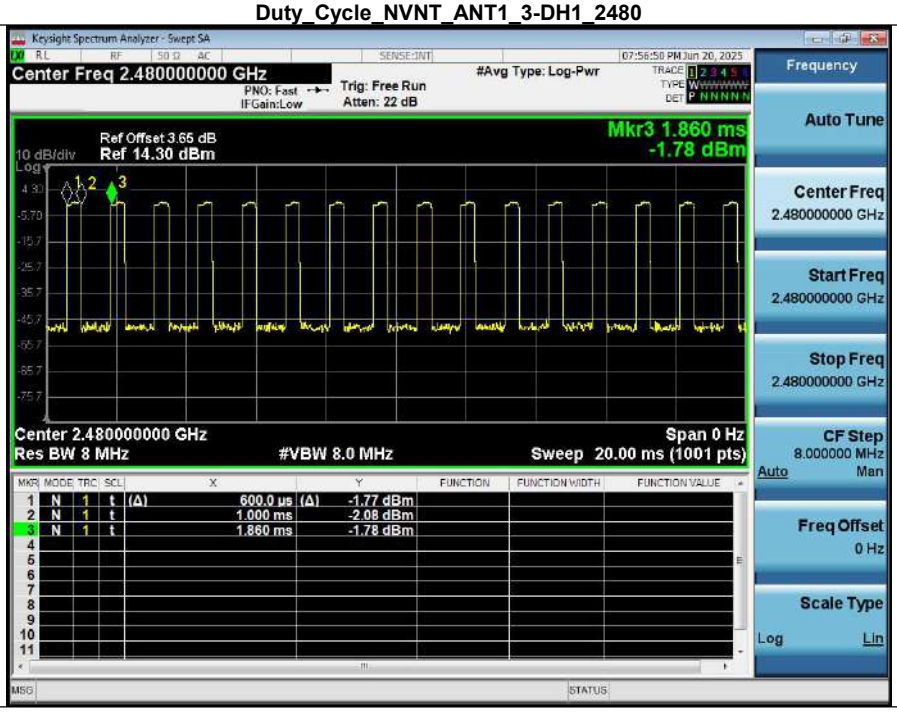

2. -20dB Bandwidth

Condition	Antenna	Modulation	Frequency (MHz)	-20dB BW(MHz)	if larger than CFS
NVNT	ANT1	1-DH1	2402.00	0.878	No
NVNT	ANT1	1-DH1	2441.00	0.875	No
NVNT	ANT1	1-DH1	2480.00	0.925	No
NVNT	ANT1	2-DH1	2402.00	1.272	Yes
NVNT	ANT1	2-DH1	2441.00	1.275	Yes
NVNT	ANT1	2-DH1	2480.00	1.273	Yes
NVNT	ANT1	3-DH1	2402.00	1.225	Yes
NVNT	ANT1	3-DH1	2441.00	1.224	Yes
NVNT	ANT1	3-DH1	2480.00	1.251	Yes

-20dB_Bandwidth_NVNT_ANT1_1-DH1_2402_00

-20dB_Bandwidth_NVNT_ANT1_1-DH1_2441_00

-20dB_Bandwidth_NVNT_ANT1_1-DH1_2480_00

-20dB_Bandwidth_NVNT_ANT1_2-DH1_2402_00

-20dB_Bandwidth_NVNT_ANT1_2-DH1_2441_00

-20dB_Bandwidth_NVNT_ANT1_2-DH1_2480_00

-20dB_Bandwidth_NVNT_ANT1_3-DH1_2402_00

-20dB_Bandwidth_NVNT_ANT1_3-DH1_2441_00

-20dB_Bandwidth_NVNT_ANT1_3-DH1_2480_00

Keysight Spectrum Analyzer - Occupied BW
Center Freq 2.480000000 GHz
Center Freq: 2.480000000 GHz
Trig: Free Run
Avg|Hold: 10/10
#Atten: 30 dB
Radio Std: None
Radio Device: BTS
07:57:09 PM Jun 20, 2025
Frequency
Ref Offset 3.65 dB
10 dB/div
Ref 10.30 dBm
Center Freq
2.480000000 GHz
Center 2.48 GHz
#Res BW 30 kHz
#VBW 100 kHz
Span 3 MHz
Sweep 3.2 ms
CF Step
300.000 kHz
Auto
Man
Occupied Bandwidth
1.1552 MHz
Total Power 5.17 dBm
Transmit Freq Error 44.935 kHz
% of OBW Power 99.00 %
x dB Bandwidth 1.251 MHz
x dB -20.00 dB
Freq Offset
0 Hz
MSG
STATUS

3. 99% Occupied Bandwidth

Condition	Antenna	Modulation	Frequency (MHz)	99%%BW(MHz)
NVNT	ANT1	1-DH1	2402.00	0.835
NVNT	ANT1	1-DH1	2441.00	0.847
NVNT	ANT1	1-DH1	2480.00	0.850
NVNT	ANT1	2-DH1	2402.00	1.172
NVNT	ANT1	2-DH1	2441.00	1.173
NVNT	ANT1	2-DH1	2480.00	1.174
NVNT	ANT1	3-DH1	2402.00	1.149
NVNT	ANT1	3-DH1	2441.00	1.155
NVNT	ANT1	3-DH1	2480.00	1.156

99%_Occupied_Bandwidth_NVNT_ANT1_1-DH1_2402_00

99%_Occupied_Bandwidth_NVNT_ANT1_1-DH1_2441_00

99%_Occupied_Bandwidth_NVNT_ANT1_1-DH1_2480_00

99%_Occupied_Bandwidth_NVNT_ANT1_2-DH1_2402_00

99%_Occupied_Bandwidth_NVNT_ANT1_2-DH1_2441_00

99%_Occupied_Bandwidth_NVNT_ANT1_2-DH1_2480_00

99%_Occupied_Bandwidth_NVNT_ANT1_3-DH1_2402_00

99%_Occupied_Bandwidth_NVNT_ANT1_3-DH1_2441_00

99%_Occupied_Bandwidth_NVNT_ANT1_3-DH1_2480_00

Keysight Spectrum Analyzer - Occupied BW
Center Freq 2.480000000 GHz
Center Freq: 2.480000000 GHz
Trig: Free Run
Avg|Hold:>10/10
#Atten: 30 dB
Radio Std: None
Radio Device: BTS
07:57:28 PM Jun 20, 2025
Frequency
Ref Offset 3.65 dB
10 dB/div
Ref 10.30 dBm
Center Freq
2.480000000 GHz
Center 2.48 GHz
#Res BW 30 kHz
#VBW 100 kHz
Span 3 MHz
Sweep 3.2 ms
CF Step
300.000 kHz
Auto
Man
Occupied Bandwidth
1.1562 MHz
Total Power 5.14 dBm
Transmit Freq Error 44.621 kHz
% of OBW Power 99.00 %
x dB Bandwidth 1.371 MHz
x dB -26.00 dB
Freq Offset
0 Hz
MSG
STATUS

4. Peak Output Power

Condition	Antenna	Modulation	Frequency (MHz)	Max. Conducted Power(dBm)	Max. Conducted Power(mW)	Limit(mW)	Result
NVNT	ANT1	1-DH1	2402.00	-0.22	0.95	1000	Pass
NVNT	ANT1	1-DH1	2441.00	-1.14	0.77	1000	Pass
NVNT	ANT1	1-DH1	2480.00	-1.68	0.68	1000	Pass
NVNT	ANT1	2-DH1	2402.00	0.54	1.13	125	Pass
NVNT	ANT1	2-DH1	2441.00	-0.34	0.93	125	Pass
NVNT	ANT1	2-DH1	2480.00	-0.85	0.82	125	Pass
NVNT	ANT1	3-DH1	2402.00	1.10	1.29	125	Pass
NVNT	ANT1	3-DH1	2441.00	0.24	1.06	125	Pass
NVNT	ANT1	3-DH1	2480.00	-0.35	0.92	125	Pass

Peak_Output_Power_NVNT_ANT1_1-DH1_2402_00

Peak_Output_Power_NVNT_ANT1_1-DH1_2441_00

Peak_Output_Power_NVNT_ANT1_1-DH1_2480_00

Peak_Output_Power_NVNT_ANT1_2-DH1_2402_00

Peak_Output_Power_NVNT_ANT1_2-DH1_2441_00

Peak_Output_Power_NVNT_ANT1_2-DH1_2480_00

Peak_Output_Power_NVNT_ANT1_3-DH1_2402_00

Peak_Output_Power_NVNT_ANT1_3-DH1_2441_00

Peak_Output_Power_NVNT_ANT1_3-DH1_2480_00

Keysight Spectrum Analyzer - Swept SA
Center Freq 2.480000000 GHz
PNO: Fast
IFGain:Low
Trig: Free Run
Atten: 26 dB
#Avg Type: Log-Pwr
Avg|Hold: 10/10
07:57:47 PM Jun 20, 2025
Ref Offset 3.65 dB
10 dB/div
Ref 18.30 dBm
Log
Mkr1 2.480 042 GHz
-0.350 dBm
Center 2.480000 GHz
#Res BW 3.0 MHz
#VBW 8.0 MHz
Span 7.000 MHz
Sweep 1.000 ms (1001 pts)
Frequency
Auto Tune
Center Freq
2.480000000 GHz
Start Freq
2.476500000 GHz
Stop Freq
2.483500000 GHz
CF Step
700.000 kHz
Auto
Man
Freq Offset
0 Hz
Scale Type
Log
Lin

5. Spurious Emissions

Condition	Antenna	Modulation	TX Mode	Ref_level(dBm)	Spurious MAX.Value(dBm)	Limit	Result
NVNT	ANT1	1-DH1	2402.00	-0.347	-47.284	-20.347	Pass
NVNT	ANT1	1-DH1	2441.00	-1.243	-44.965	-21.243	Pass
NVNT	ANT1	1-DH1	2480.00	-1.853	-46.151	-21.853	Pass
NVNT	ANT1	2-DH1	2402.00	-0.334	-45.657	-20.334	Pass
NVNT	ANT1	2-DH1	2441.00	-1.251	-46.411	-21.251	Pass
NVNT	ANT1	2-DH1	2480.00	-1.874	-46.641	-21.874	Pass
NVNT	ANT1	3-DH1	2402.00	-0.333	-48.551	-20.333	Pass
NVNT	ANT1	3-DH1	2441.00	-1.224	-48.943	-21.224	Pass
NVNT	ANT1	3-DH1	2480.00	-1.871	-43.097	-21.871	Pass

1_Reference_Level_NVNT_ANT1_1-DH1_2402_00

2_Spurious_Emissions_NVNT_ANT1_1-DH1_2402_00

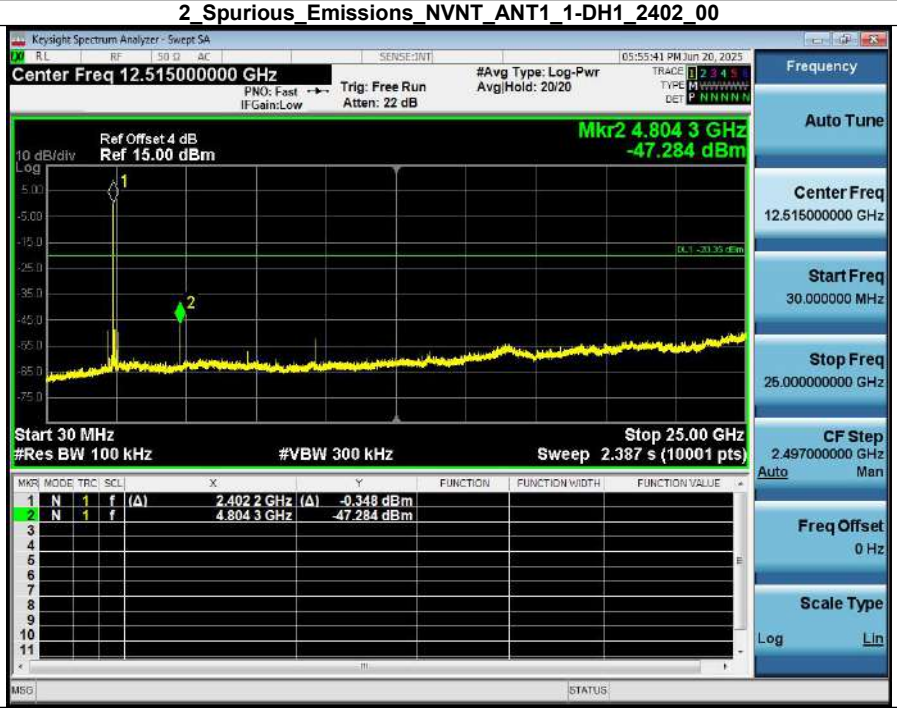

1_Reference_Level_NVNT_ANT1_1-DH1_2441_00

2_Spurious_Emissions_NVNT_ANT1_1-DH1_2441_00

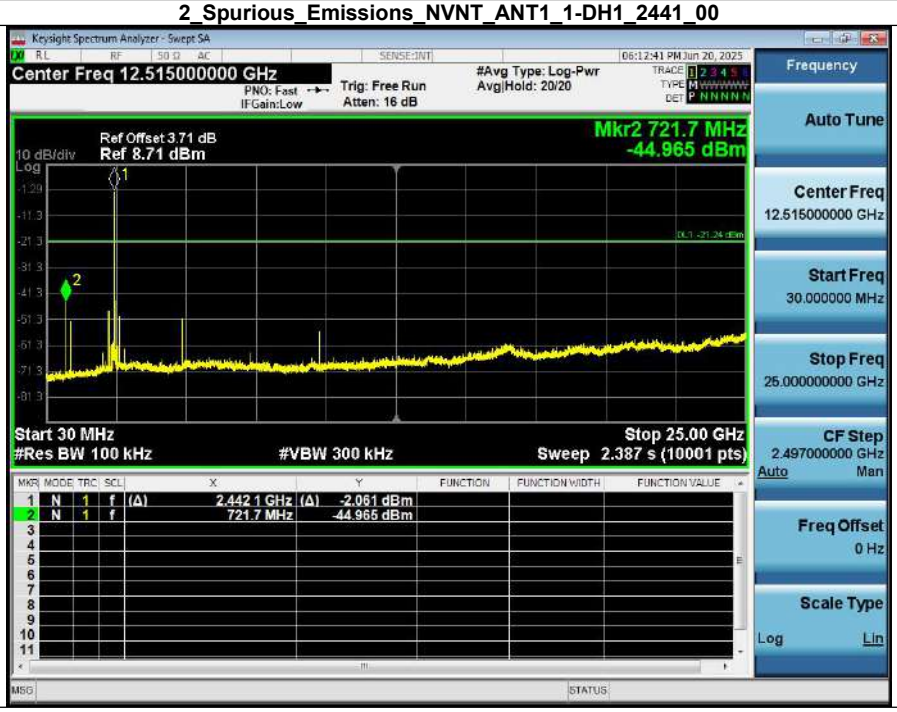

1_Reference_Level_NVNT_ANT1_1-DH1_2480_00

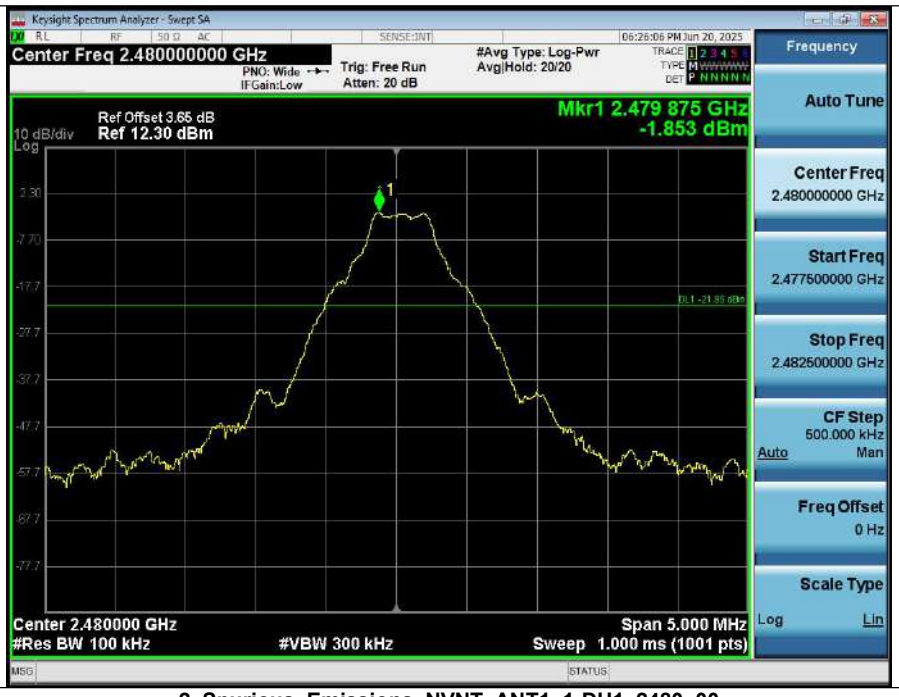

2_Spurious_Emissions_NVNT_ANT1_1-DH1_2480_00

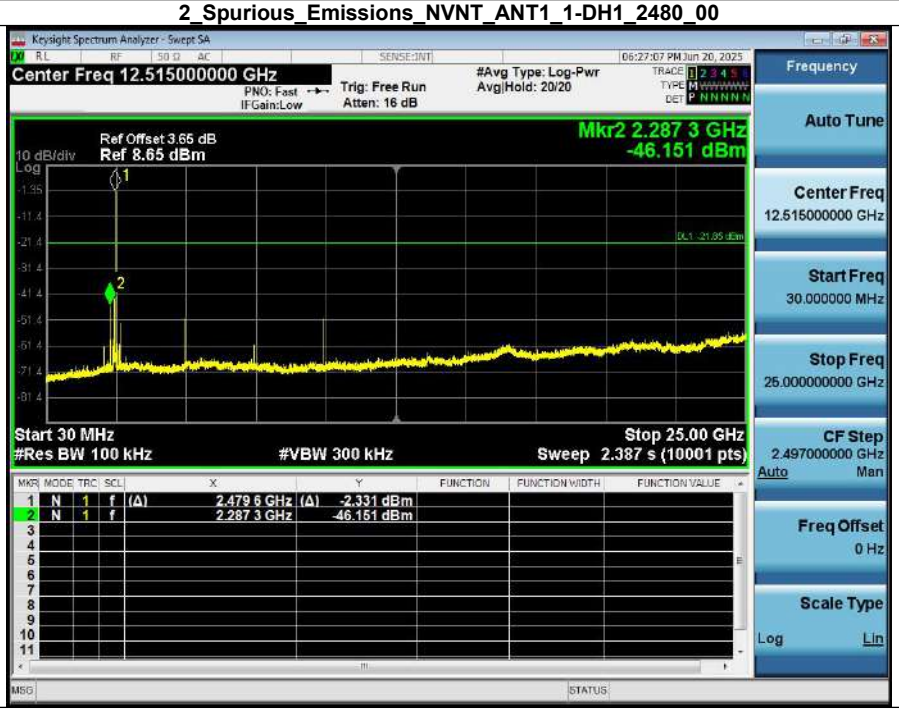

1_Reference_Level_NVNT_ANT1_2-DH1_2402_00

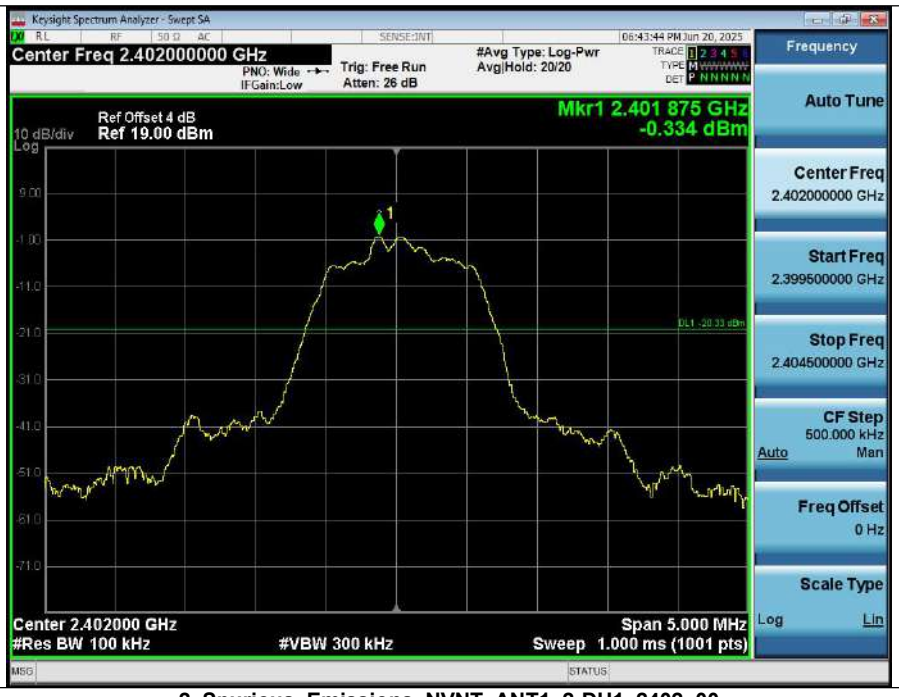

2_Spurious_Emissions_NVNT_ANT1_2-DH1_2402_00

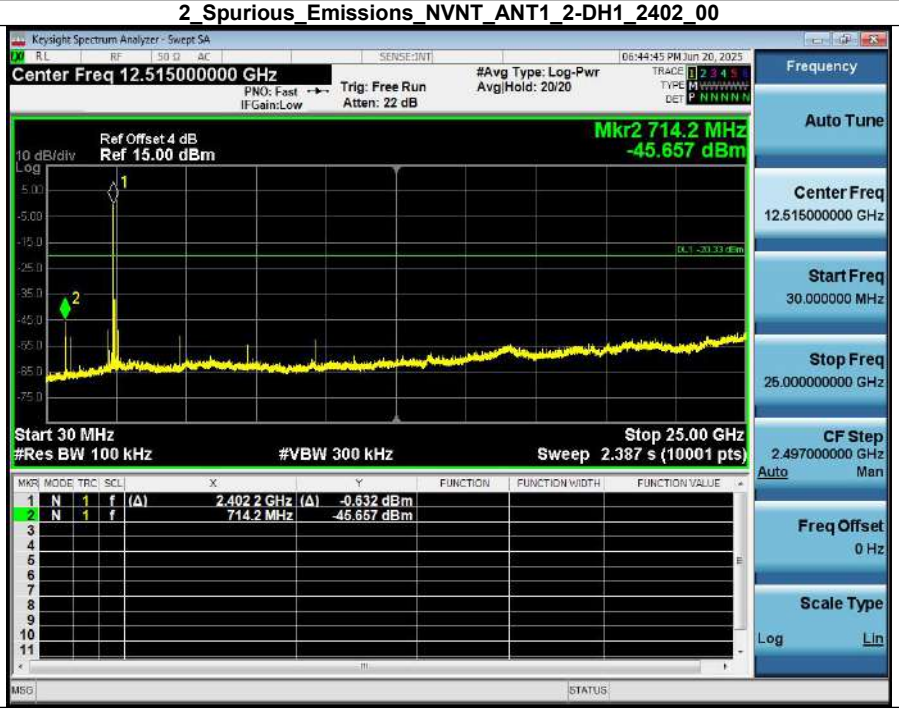

1_Reference_Level_NVNT_ANT1_2-DH1_2441_00

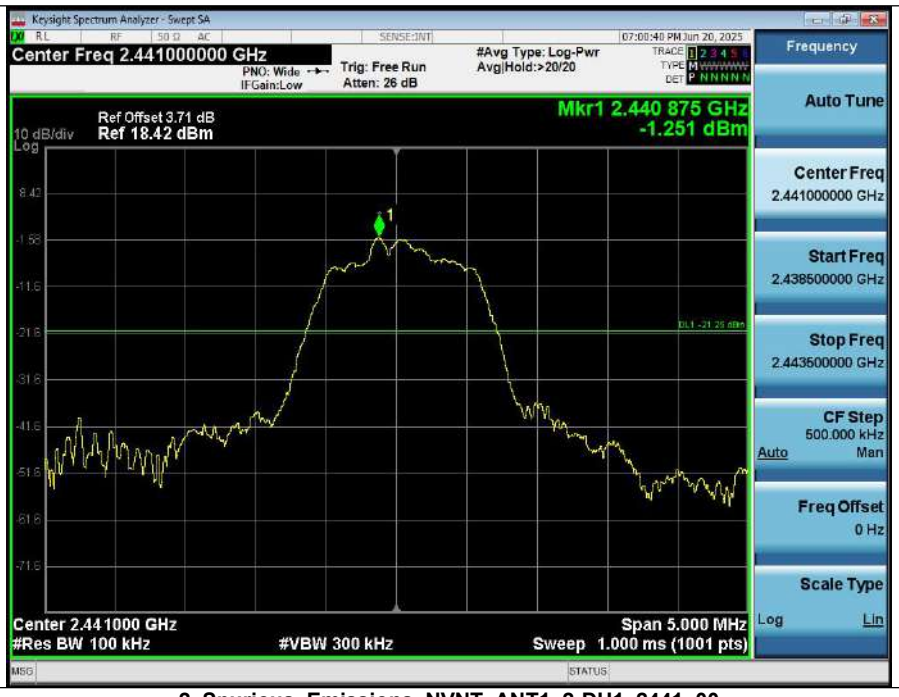

2_Spurious_Emissions_NVNT_ANT1_2-DH1_2441_00

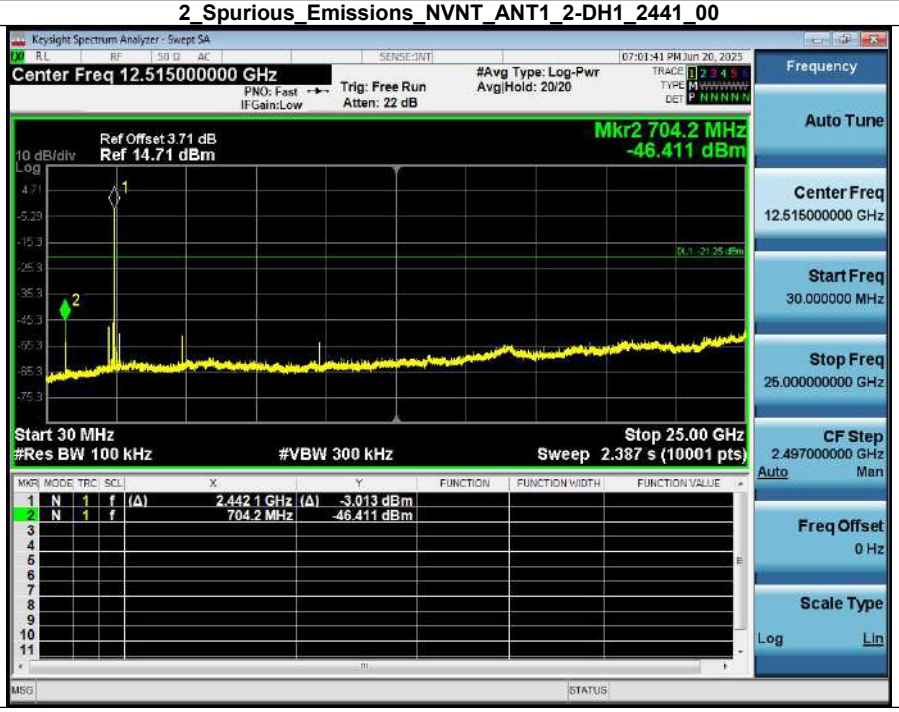

1_Reference_Level_NVNT_ANT1_2-DH1_2480_00

2_Spurious_Emissions_NVNT_ANT1_2-DH1_2480_00

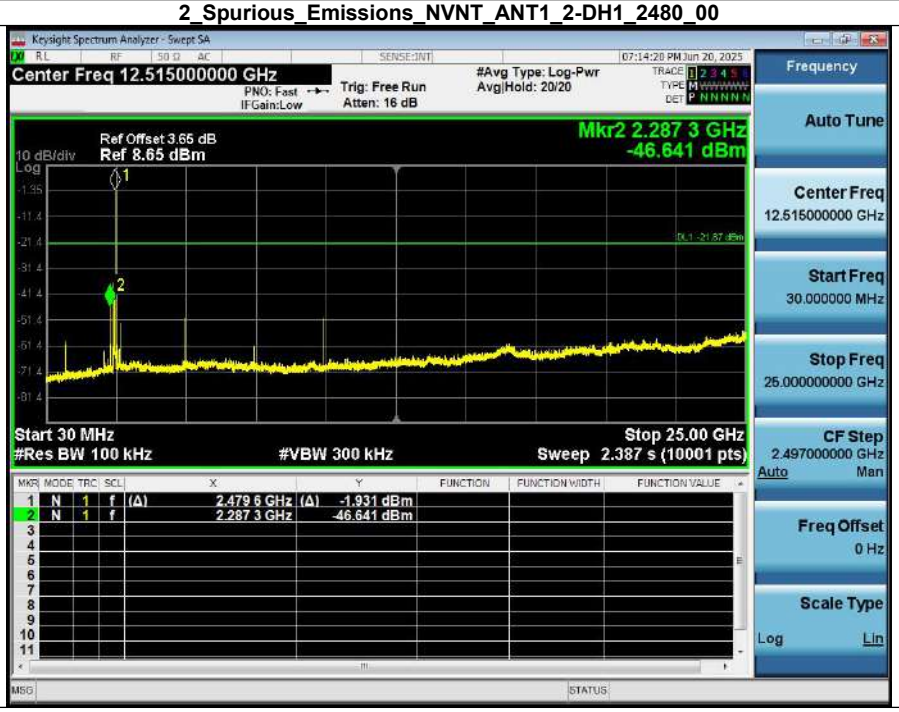

1_Reference_Level_NVNT_ANT1_3-DH1_2402_00

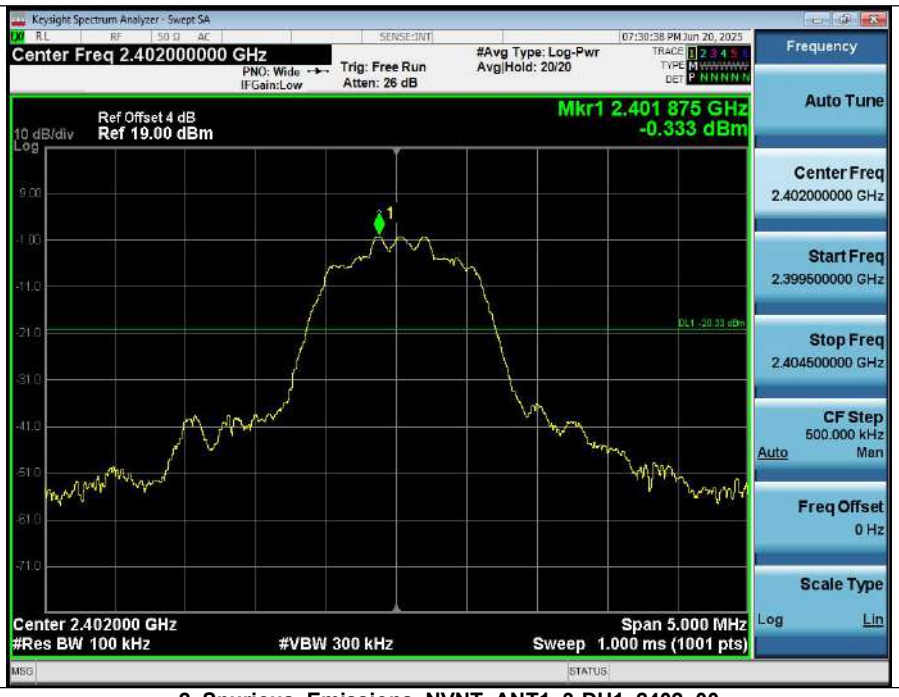

2_Spurious_Emissions_NVNT_ANT1_3-DH1_2402_00

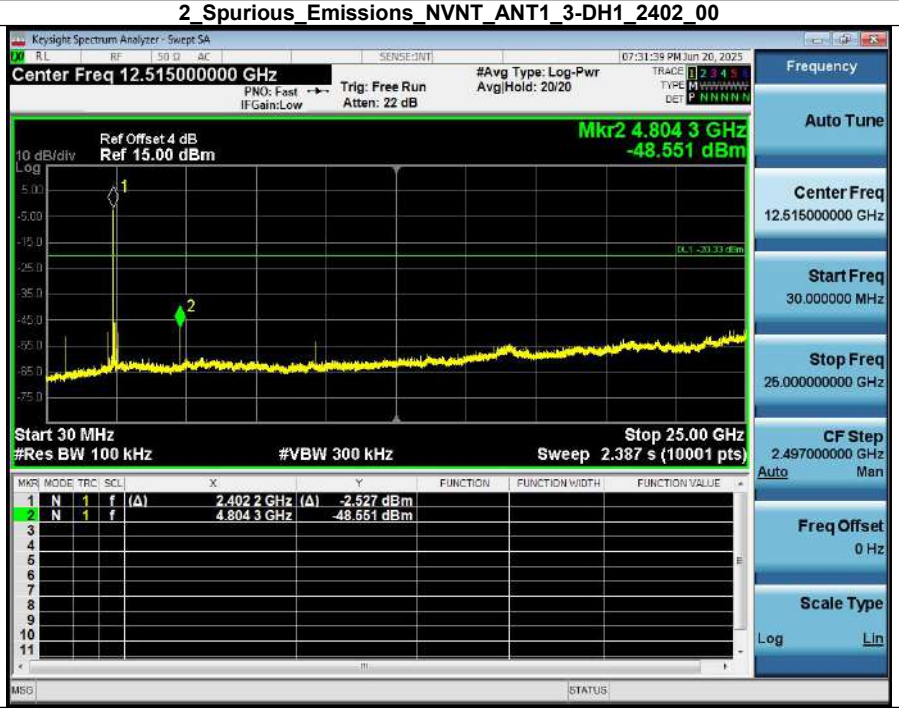

1_Reference_Level_NVNT_ANT1_3-DH1_2441_00

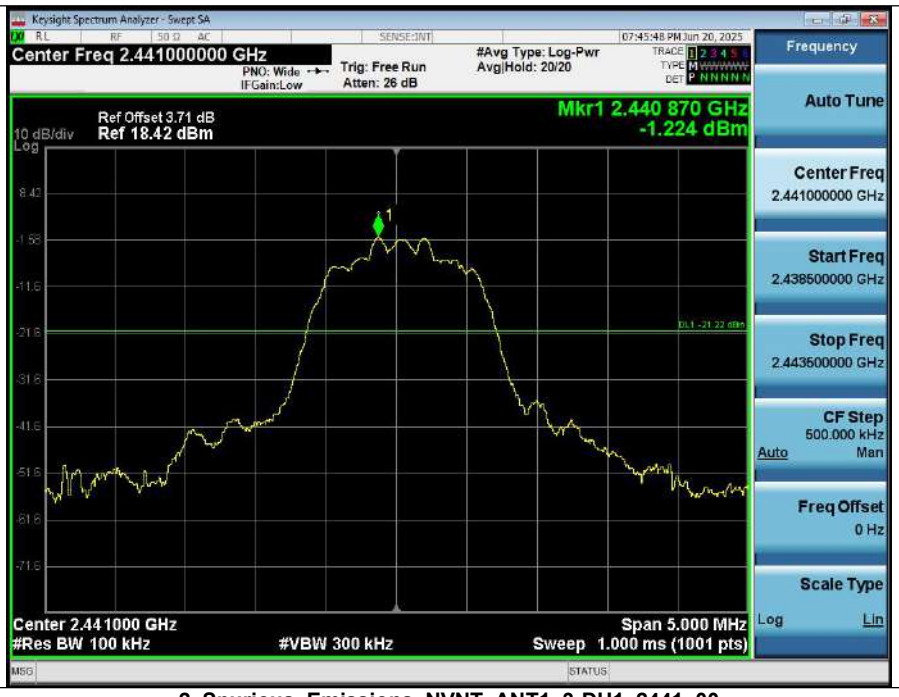

2_Spurious_Emissions_NVNT_ANT1_3-DH1_2441_00

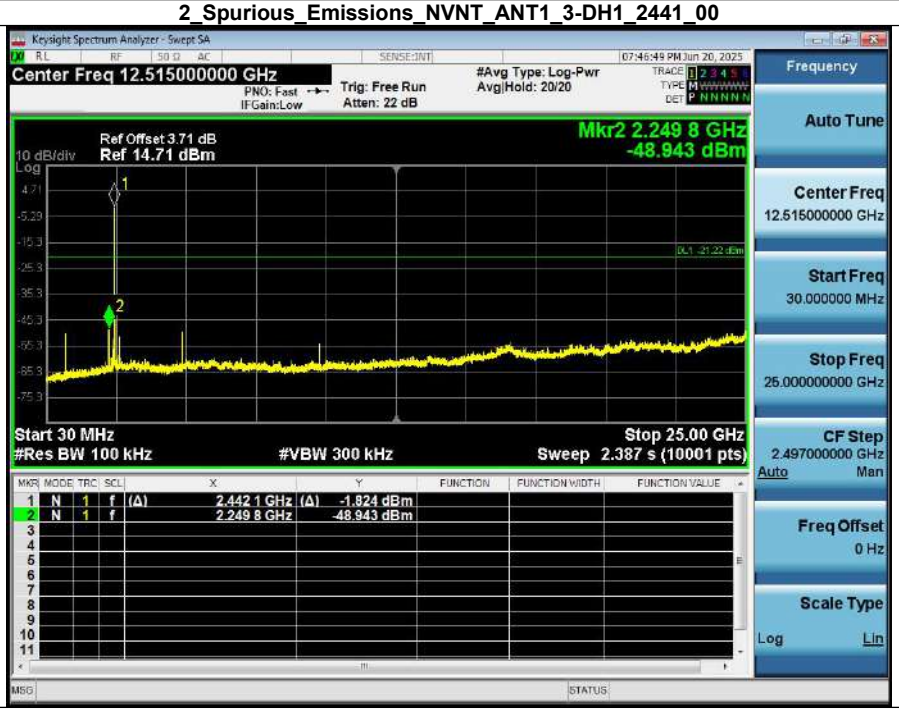

1_Reference_Level_NVNT_ANT1_3-DH1_2480_00

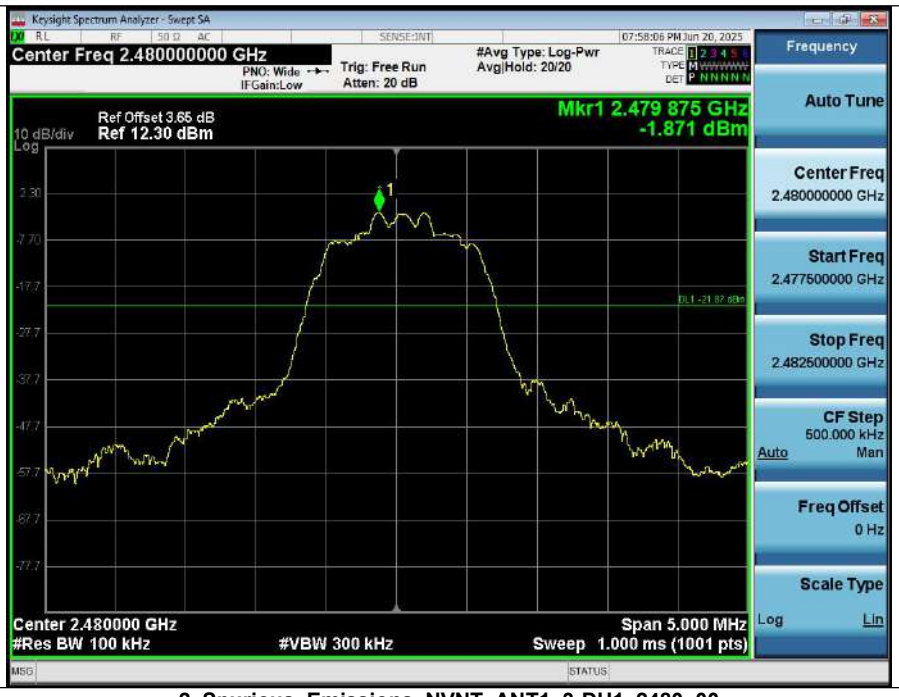

2_Spurious_Emissions_NVNT_ANT1_3-DH1_2480_00

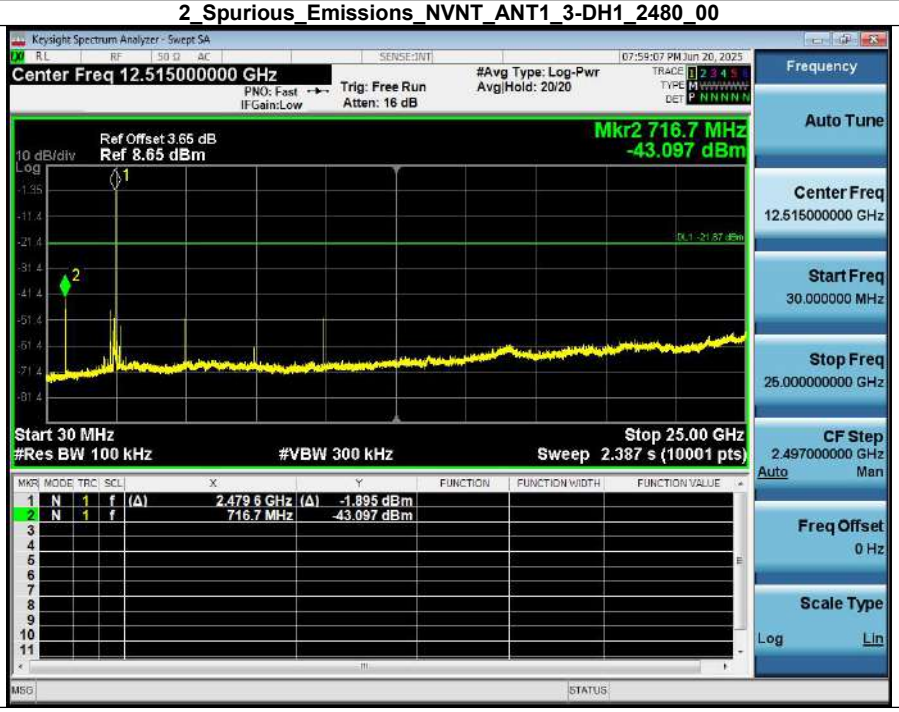

6. Bandedge

Condition	Antenna	Modulation	TX Mode	Ref_level(dBm)	Bandedge MAX.Value	Limit	Result
NVNT	ANT1	1-DH1	2402.00	-0.347	-51.823	-20.347	Pass
NVNT	ANT1	1-DH1	Hopping_LCH	-0.306	-54.962	-20.306	Pass
NVNT	ANT1	1-DH1	2480.00	-1.853	-63.501	-21.853	Pass
NVNT	ANT1	1-DH1	Hopping_HCH	-0.623	-55.857	-20.623	Pass
NVNT	ANT1	2-DH1	2402.00	-0.334	-50.891	-20.334	Pass
NVNT	ANT1	2-DH1	Hopping_LCH	-0.339	-52.068	-20.339	Pass
NVNT	ANT1	2-DH1	2480.00	-1.874	-63.808	-21.874	Pass
NVNT	ANT1	2-DH1	Hopping_HCH	-0.709	-56.006	-20.709	Pass
NVNT	ANT1	3-DH1	2402.00	-0.333	-50.047	-20.333	Pass
NVNT	ANT1	3-DH1	Hopping_LCH	-0.301	-53.420	-20.301	Pass
NVNT	ANT1	3-DH1	2480.00	-1.871	-63.218	-21.871	Pass
NVNT	ANT1	3-DH1	Hopping_HCH	-0.779	-57.089	-20.779	Pass

1_Reference_Level_NVNT_ANT1_1-DH1_2402_00

2_Bandedge_NVNT_ANT1_1-DH1_2402_00

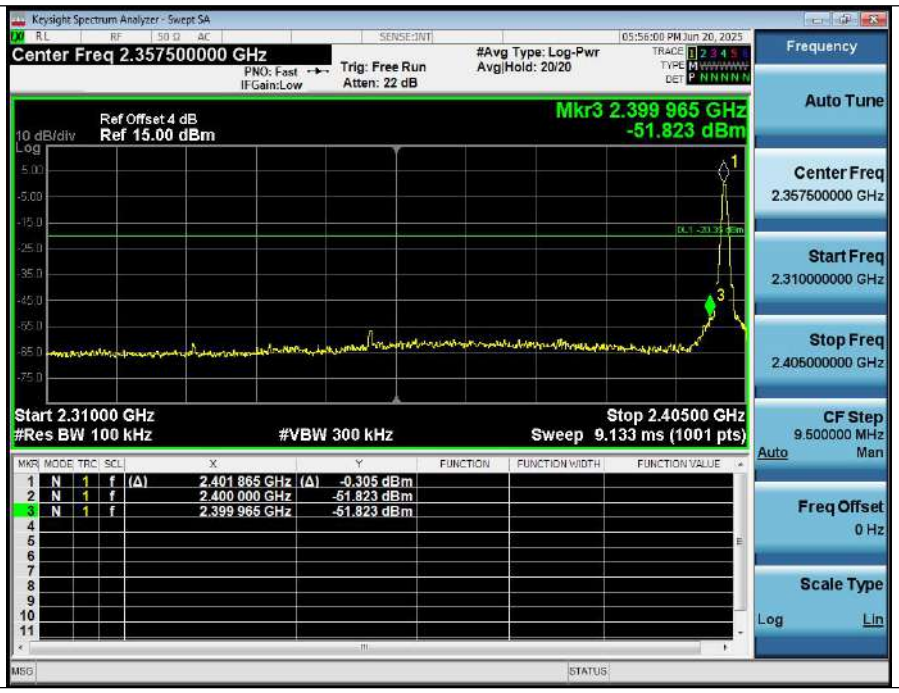

1_Reference_Level_Hopping_NVNT_ANT1_1-DH1_Hopping

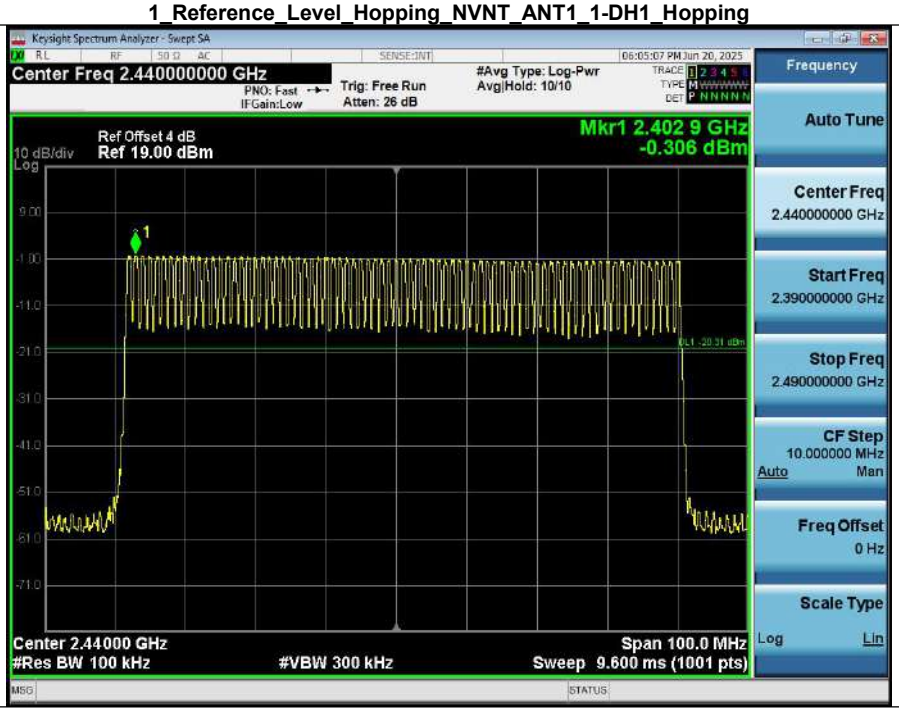

2_Band_Edge_(Hopping)_NVNT_ANT1_1-DH1_Hopping

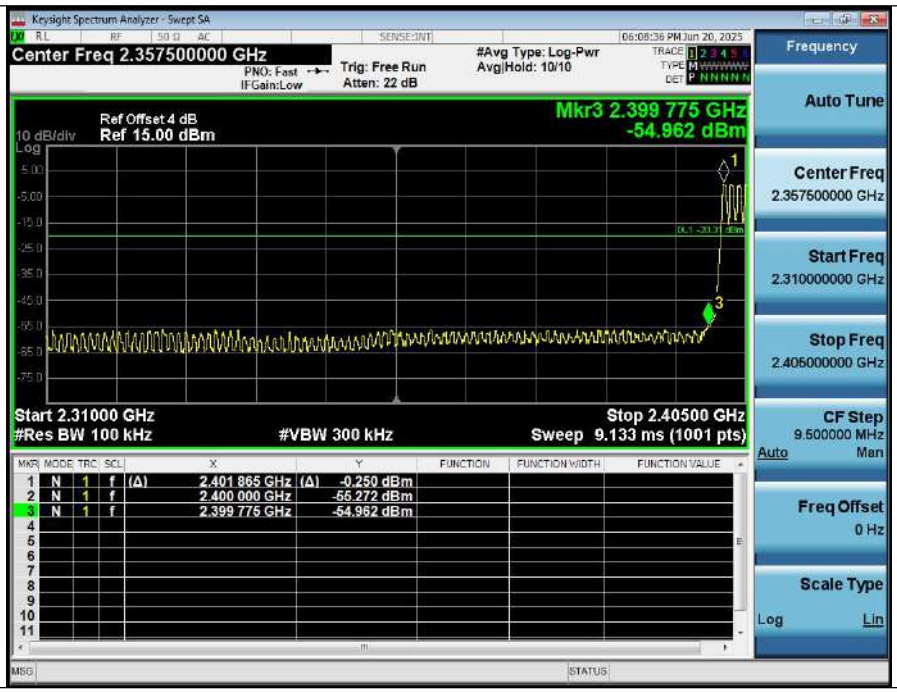

1_Reference_Level_NVNT_ANT1_1-DH1_2480_00

2_Bandedge_NVNT_ANT1_1-DH1_2480_00

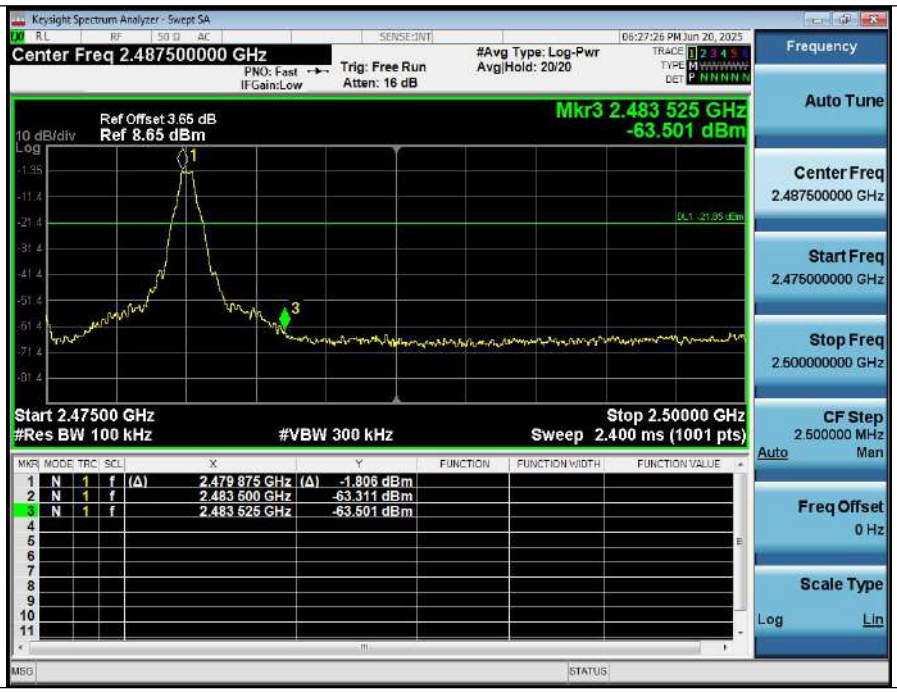

1_Reference_Level_Hopping_NVNT_ANT1_1-DH1_Hopping

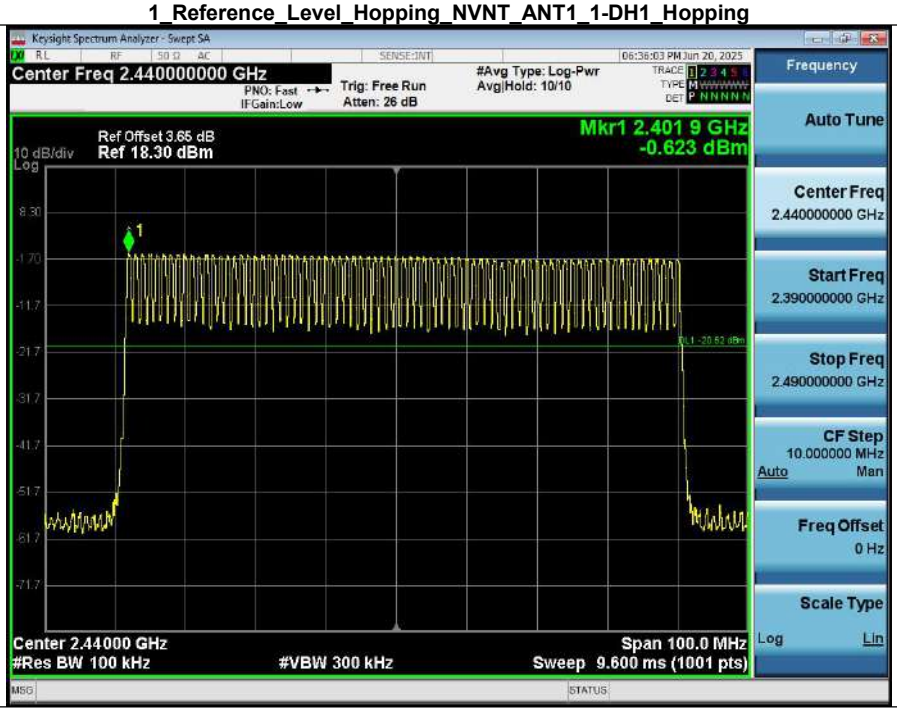

2_Band_Edge_(Hopping)_NVNT_ANT1_1-DH1_Hopping

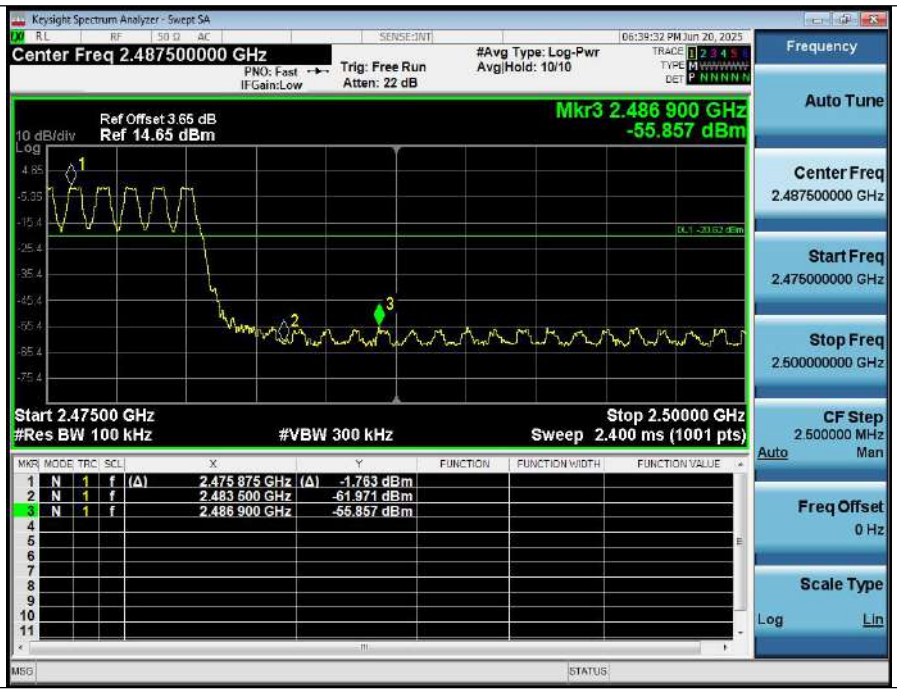

1_Reference_Level_NVNT_ANT1_2-DH1_2402_00

2_Bandedge_NVNT_ANT1_2-DH1_2402_00

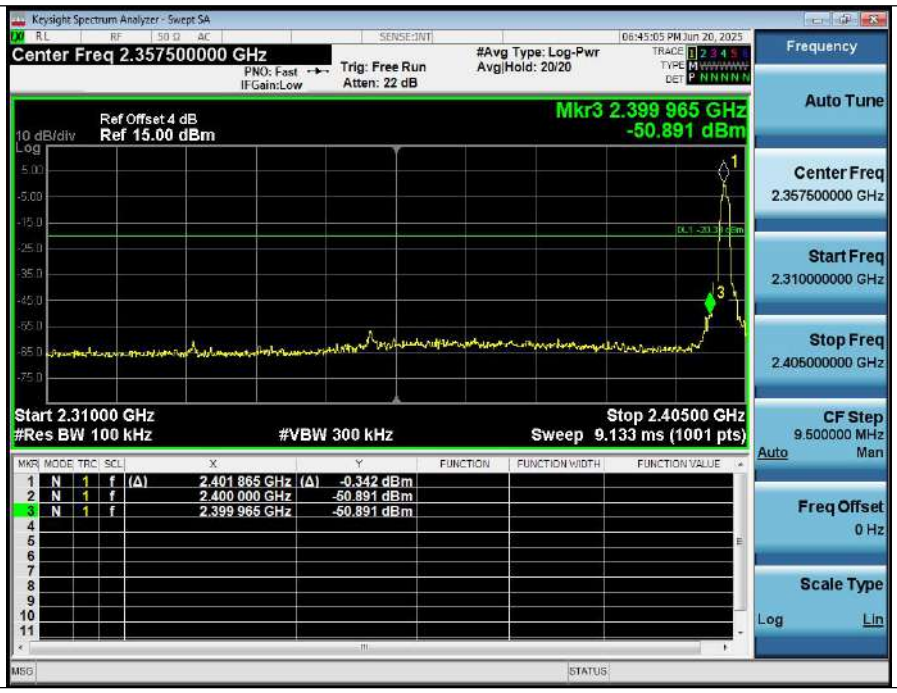

1_Reference_Level_Hopping_NVNT_ANT1_2-DH1_Hopping

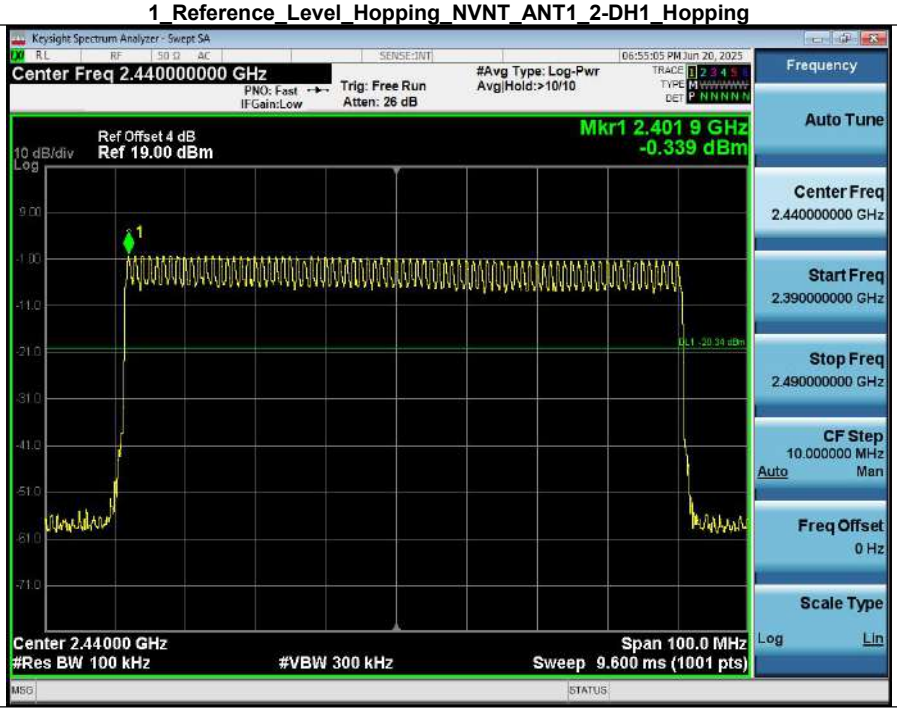

2_Band_Edge_(Hopping)_NVNT_ANT1_2-DH1_Hopping

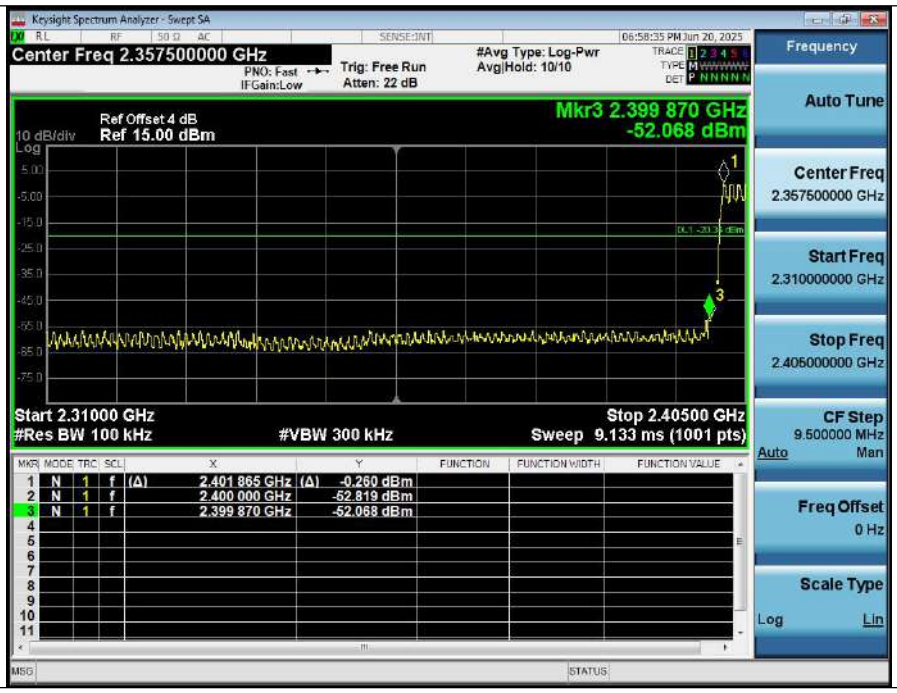

1_Reference_Level_NVNT_ANT1_2-DH1_2480_00

2_Bandedge_NVNT_ANT1_2-DH1_2480_00

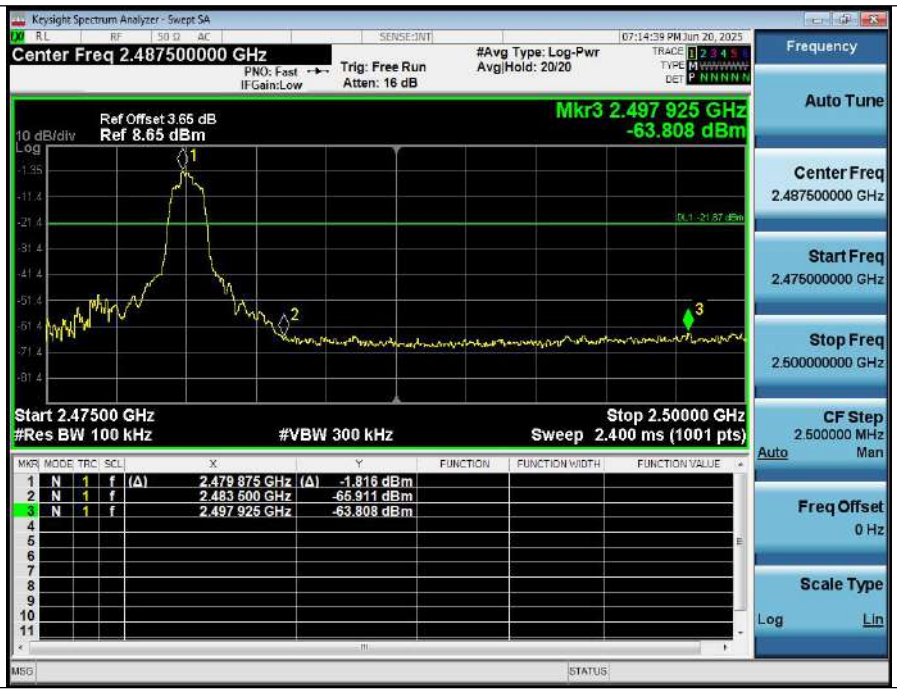

1_Reference_Level_Hopping_NVNT_ANT1_2-DH1_Hopping

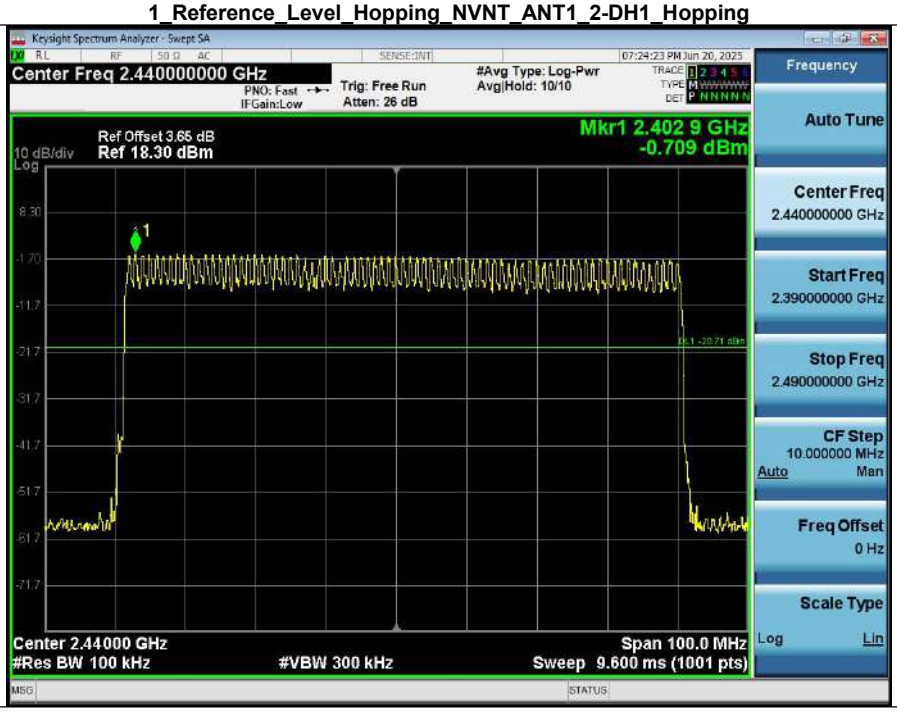

2_Band_Edge_(Hopping)_NVNT_ANT1_2-DH1_Hopping

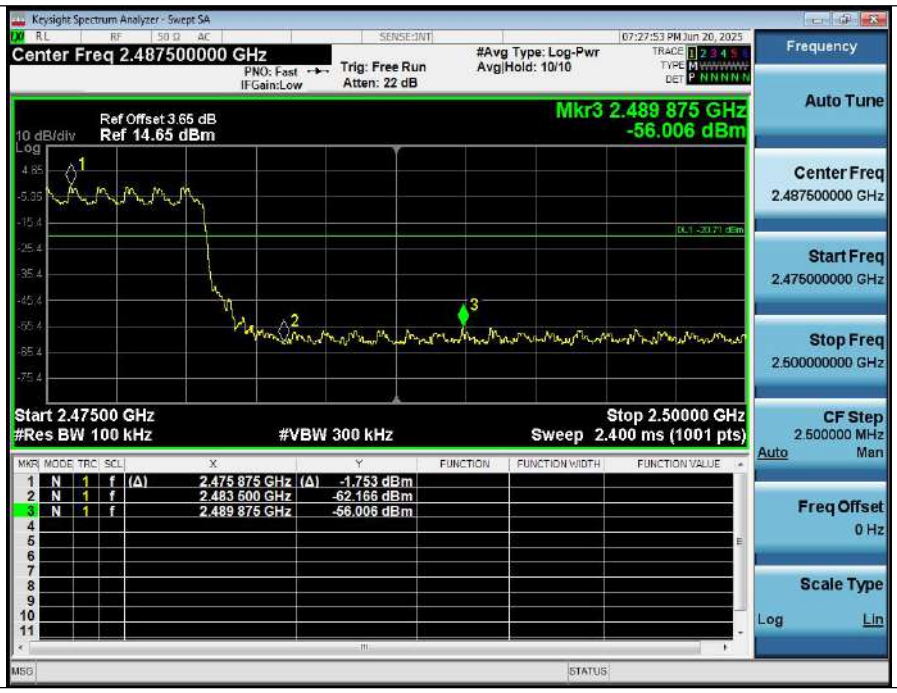

1_Reference_Level_NVNT_ANT1_3-DH1_2402_00

2_Bandedge_NVNT_ANT1_3-DH1_2402_00

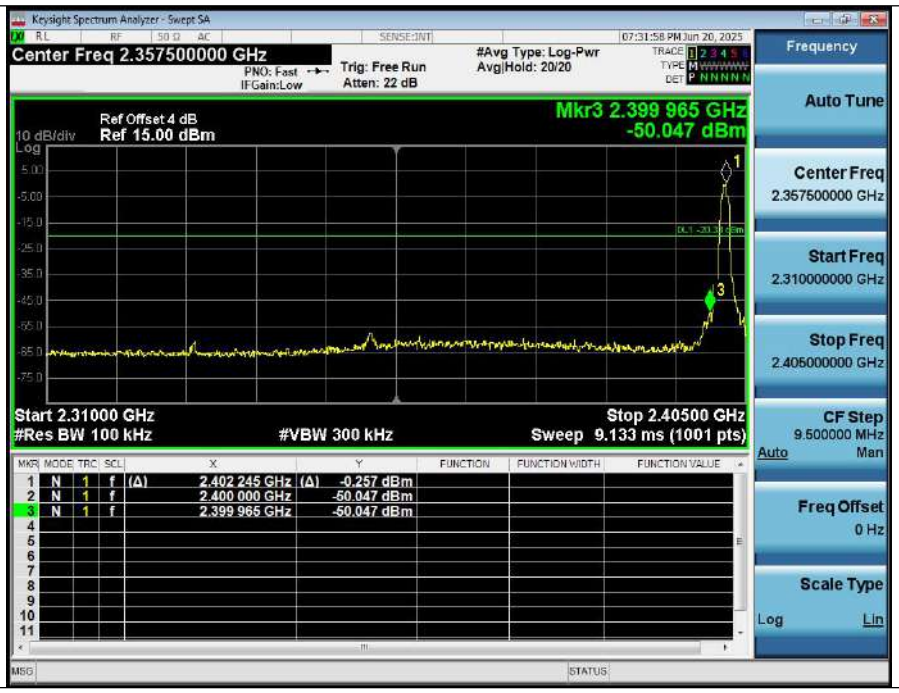

1_Reference_Level_Hopping_NVNT_ANT1_3-DH1_Hopping

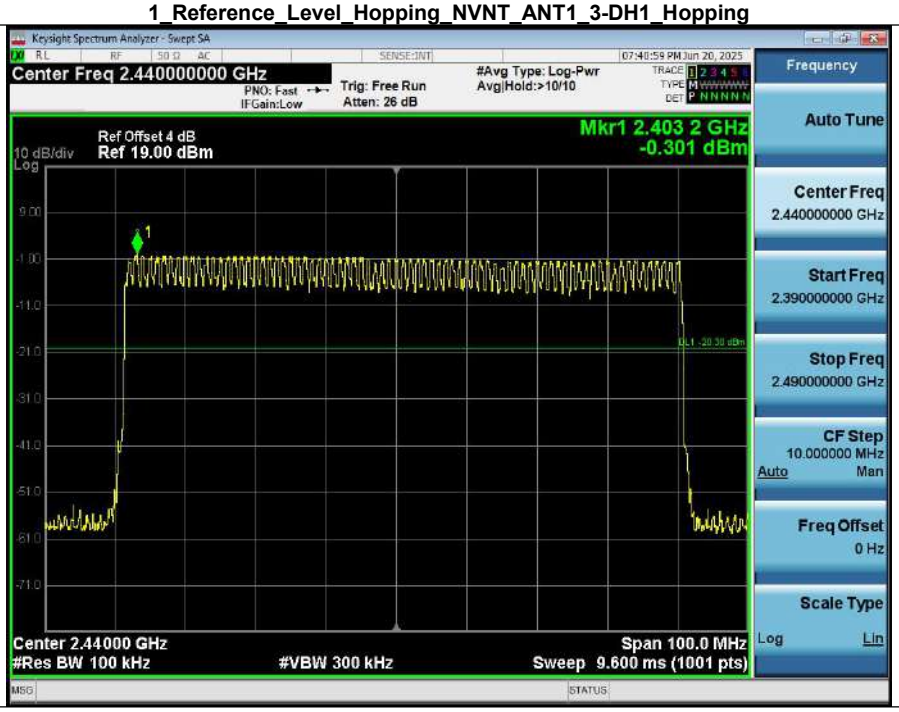

2_Band_Edge_(Hopping)_NVNT_ANT1_3-DH1_Hopping

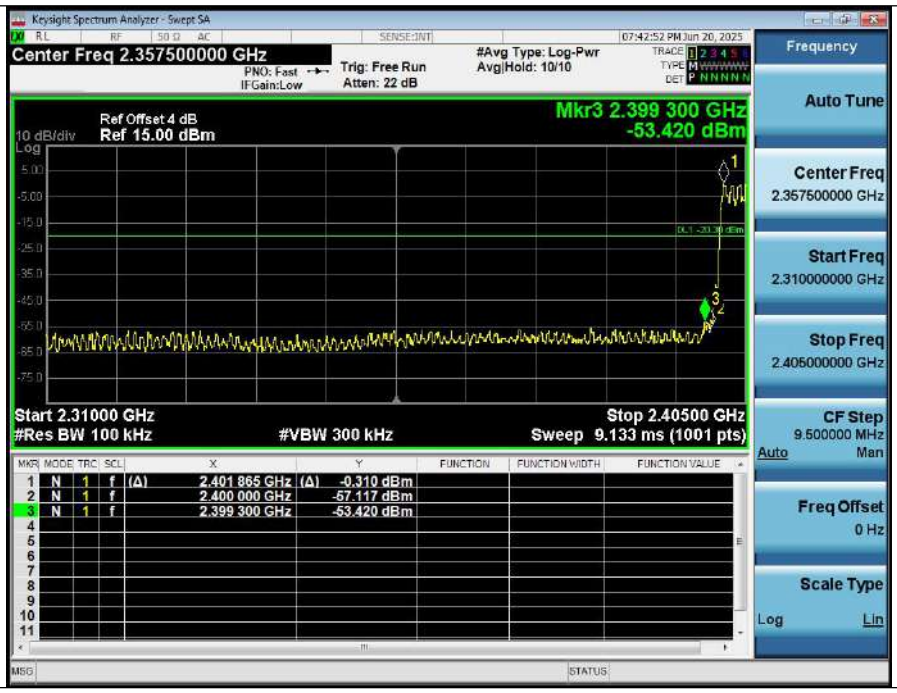

1_Reference_Level_NVNT_ANT1_3-DH1_2480_00

2_Bandedge_NVNT_ANT1_3-DH1_2480_00

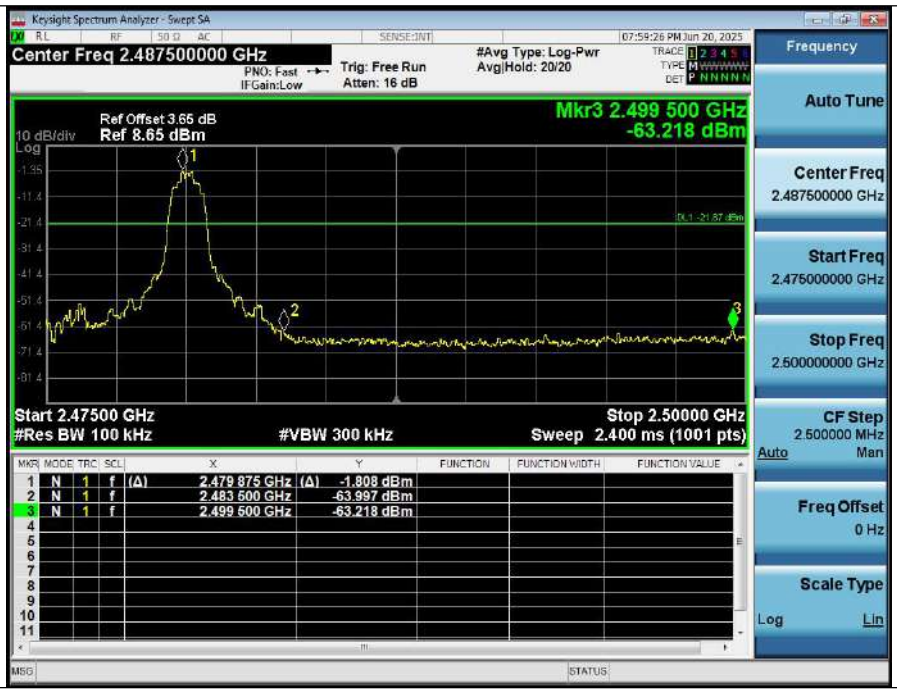

1_Reference_Level_Hopping_NVNT_ANT1_3-DH1_Hopping

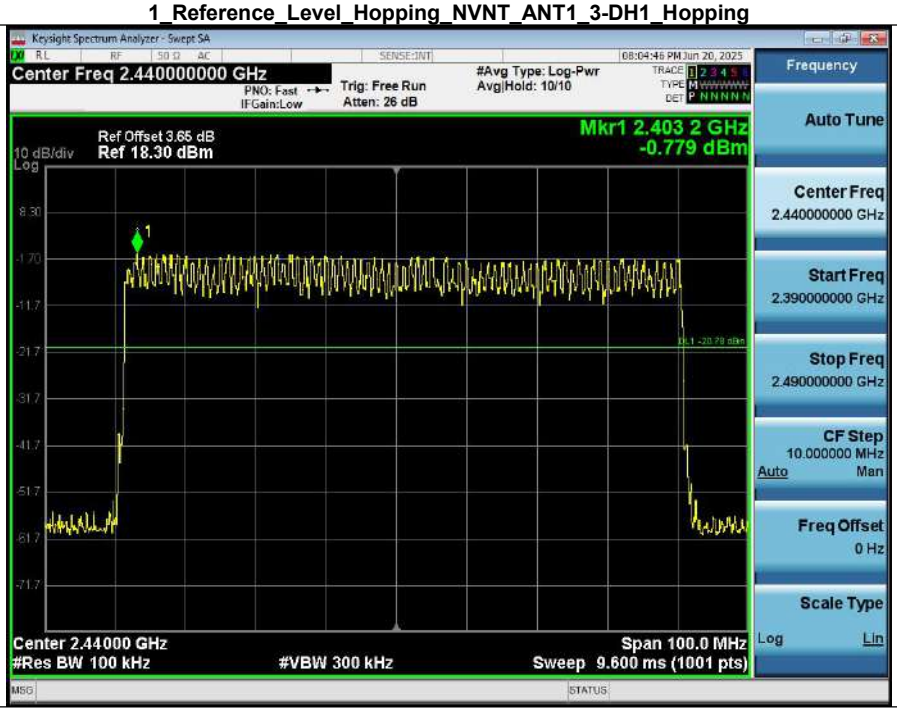

2_Band_Edge_(Hopping)_NVNT_ANT1_3-DH1_Hopping

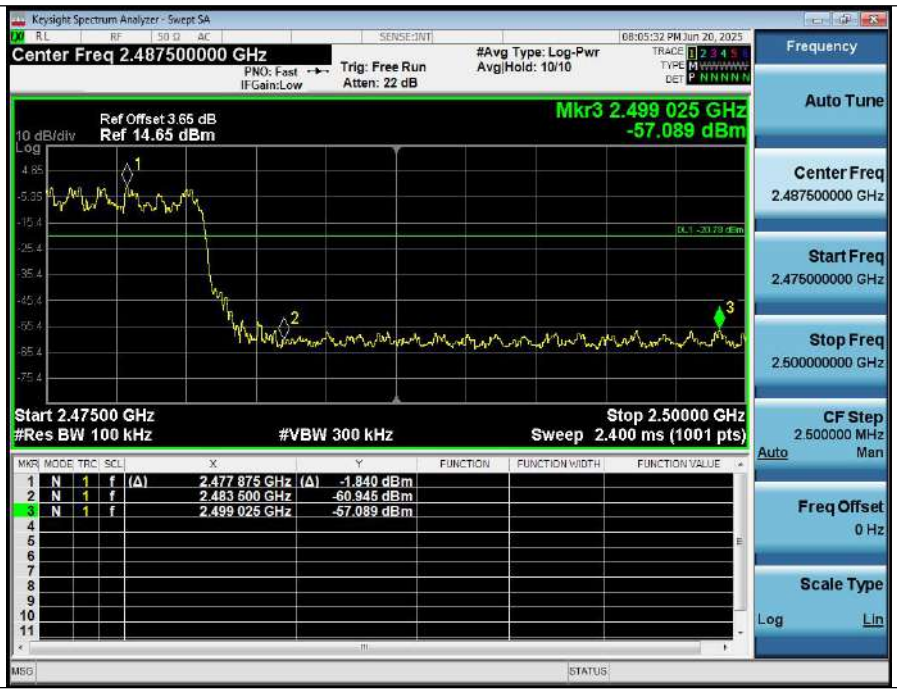
Keysight Spectrum Analyzer - Swept SA
Center Freq 2.487500000 GHz
PNO: Fast
IFGain:Low
Trig: Free Run
Atten: 22 dB
#Avg Type: Log-Pwr
Avg|Hold: 10/10
08:05:32 PM Jun 20, 2025
Ref Offset 3.65 dB
10 dB/div
Ref 14.65 dBm
Mkr3 2.499 025 GHz
-57.089 dBm
Start 2.47500 GHz
#Res BW 100 kHz
#VBW 300 kHz
Stop 2.50000 GHz
Sweep 2.400 ms (1001 pts)
1 N 1 f (Δ) 2.477 875 GHz (Δ) -1.840 dBm
2 N 1 f 2.483 500 GHz -60.945 dBm
3 N 1 f 2.499 025 GHz -57.089 dBm
Frequency
Auto Tune
Center Freq
2.487500000 GHz
Start Freq
2.475000000 GHz
Stop Freq
2.500000000 GHz
CF Step
2.500000 MHz
Auto
Man
Freq Offset
0 Hz
Scale Type
Log
Lin

7. Carrier Frequencies Separation (Hopping)

Condition	Antenna	Modulation	Frequency(MHz)	Hopping NO.0 (MHz)	Hopping NO.1 (MHz)	Carrier Frequencies Separation(MHz)	Limit(MHz)	Result
NVNT	ANT1	1-DH1	2402.00	2402.041	2403.040	1.00	0.878	Pass
NVNT	ANT1	1-DH1	2441.00	2440.897	2442.205	1.31	0.875	Pass
NVNT	ANT1	1-DH1	2480.00	2478.882	2479.878	1.00	0.925	Pass
NVNT	ANT1	2-DH1	2402.00	2402.044	2403.049	1.00	0.848	Pass
NVNT	ANT1	2-DH1	2441.00	2440.876	2441.887	1.01	0.850	Pass
NVNT	ANT1	2-DH1	2480.00	2478.873	2479.881	1.01	0.849	Pass
NVNT	ANT1	3-DH1	2402.00	2402.047	2403.043	1.00	0.817	Pass
NVNT	ANT1	3-DH1	2441.00	2440.873	2441.878	1.00	0.816	Pass
NVNT	ANT1	3-DH1	2480.00	2478.876	2480.181	1.30	0.834	Pass

Carrier_Frequencies_Separation_(Hopping)_NVNT_ANT1_1-DH1_Hopping

Carrier_Frequencies_Separation_(Hopping)_NVNT_ANT1_1-DH1_Hopping

Carrier_Frequencies_Separation_(Hopping)_NVNT_ANT1_1-DH1_Hopping

Carrier_Frequencies_Separation_(Hopping)_NVNT_ANT1_2-DH1_Hopping

Carrier_Frequencies_Separation_(Hopping)_NVNT_ANT1_2-DH1_Hopping

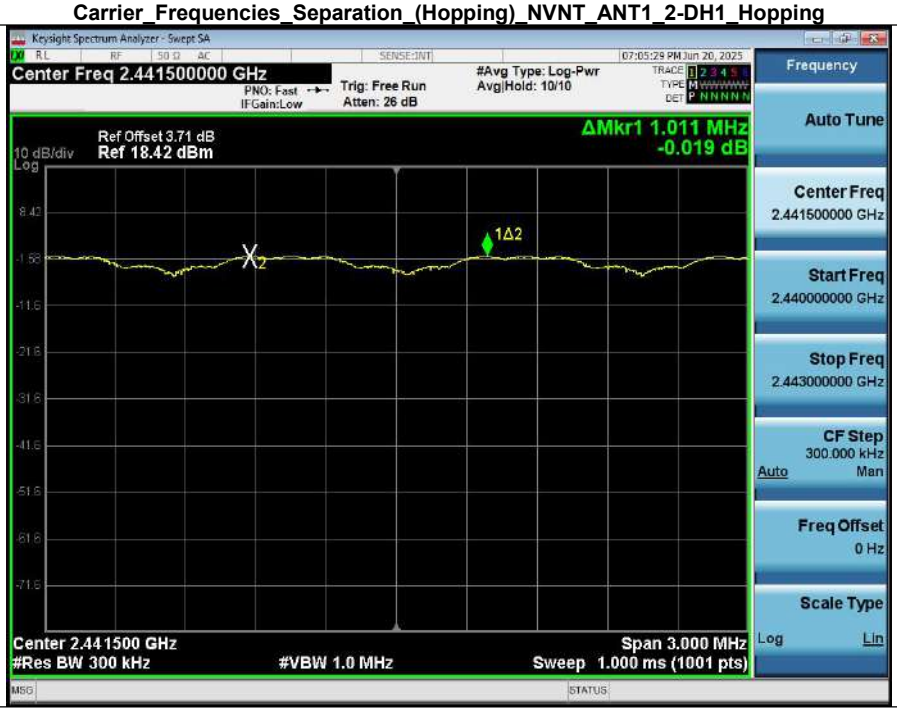

Carrier_Frequencies_Separation_(Hopping)_NVNT_ANT1_2-DH1_Hopping

Carrier_Frequencies_Separation_(Hopping)_NVNT_ANT1_3-DH1_Hopping

Carrier_Frequencies_Separation_(Hopping)_NVNT_ANT1_3-DH1_Hopping

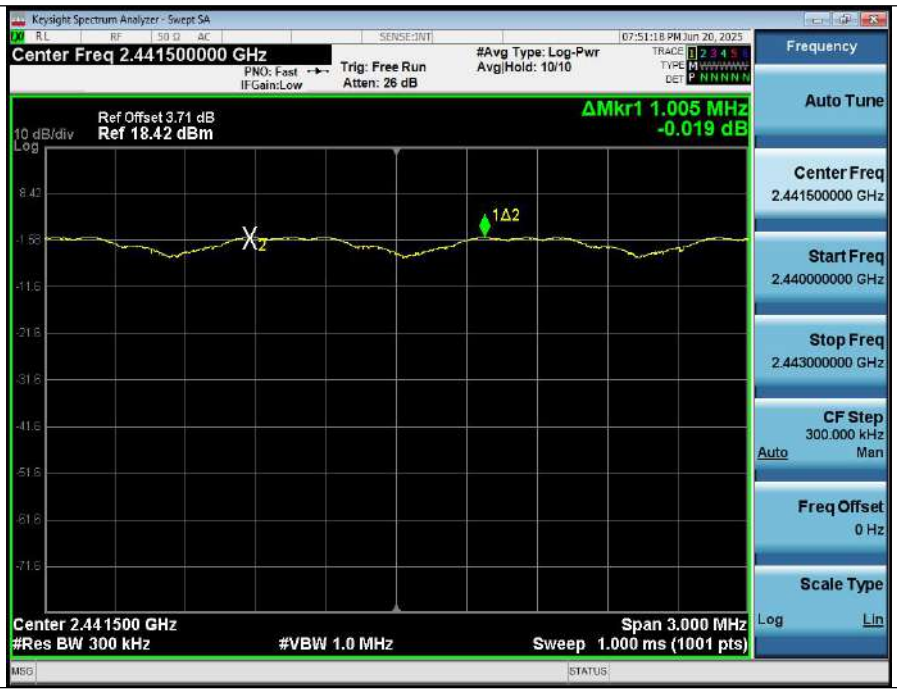

Carrier_Frequencies_Separation_(Hopping)_NVNT_ANT1_3-DH1_Hopping

8. Number of Hopping Channel (Hopping)

Condition	Antenna	Modulation	Hopping Num	Limit	Result
NVNT	ANT1	1-DH1	79	75	Pass
NVNT	ANT1	2-DH1	79	15	Pass
NVNT	ANT1	3-DH1	79	15	Pass

Number_of_Hopping_Channel_(Hopping)_NVNT_ANT1_1-DH1_Hopping

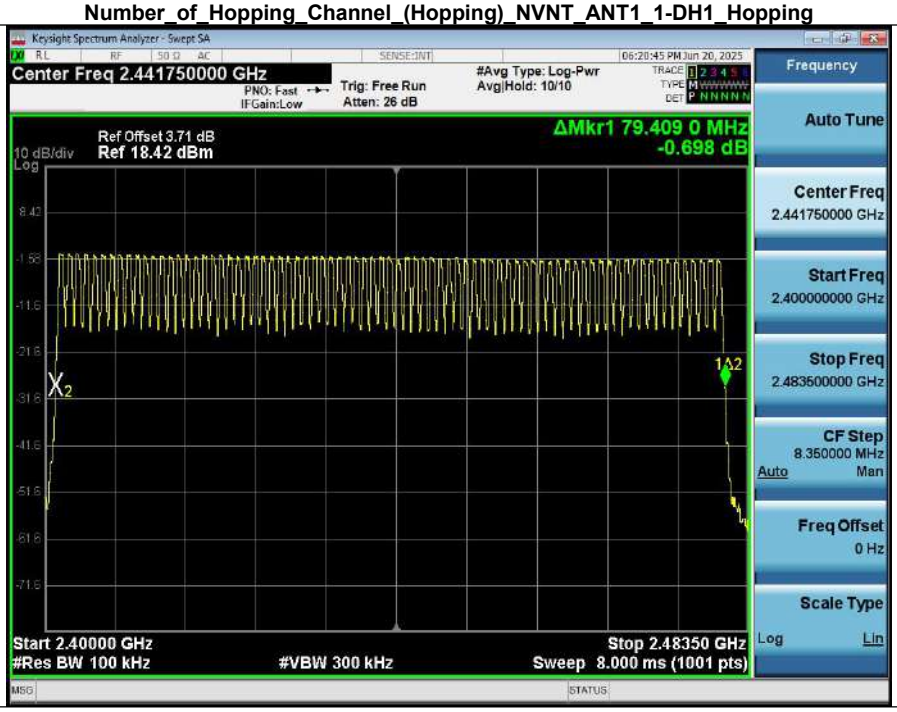

Number_of_Hopping_Channel_(Hopping)_NVNT_ANT1_2-DH1_Hopping

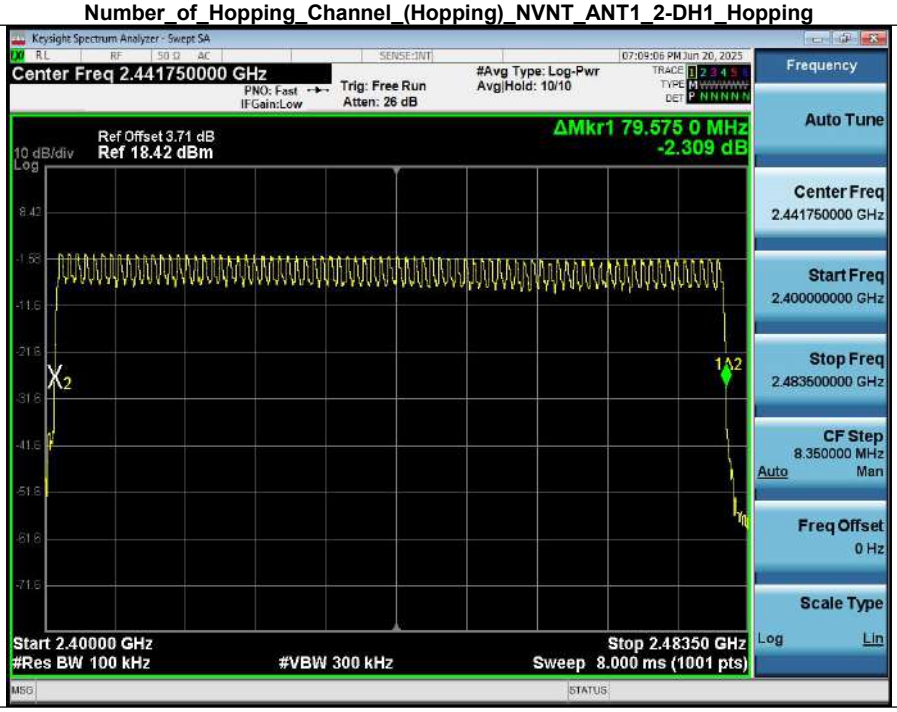

Number_of_Hopping_Channel_(Hopping)_NVNT_ANT1_3-DH1_Hopping

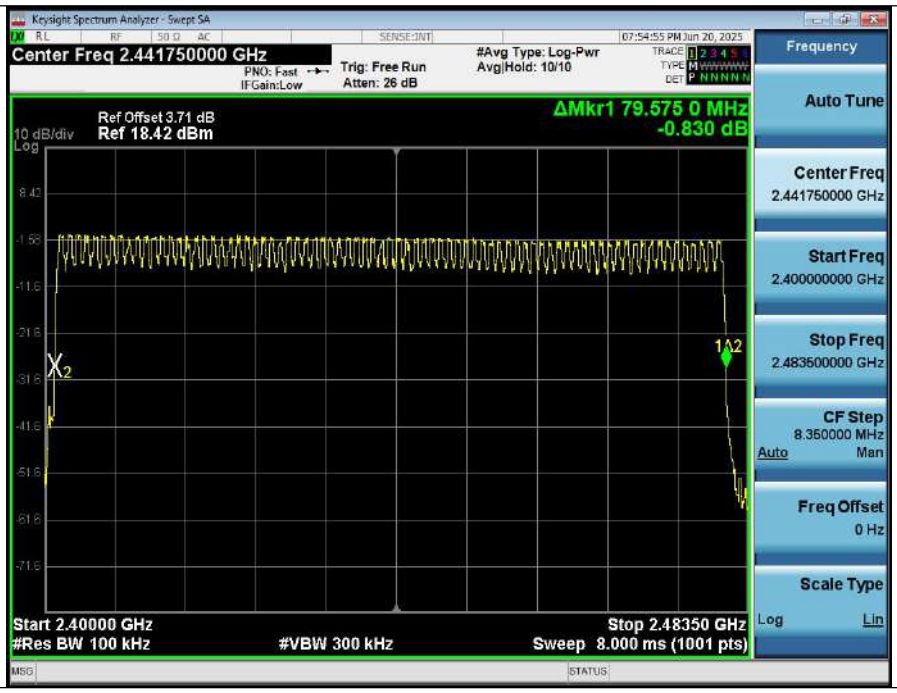
Keysight Spectrum Analyzer - Swept SA
Center Freq 2.441750000 GHz
PNO: Fast
IFGain:Low
Trig: Free Run
Atten: 26 dB
#Avg Type: Log-Pwr
Avg|Hold: 10/10
07:54:55 PM Jun 20, 2025
Ref Offset 3.71 dB
10 dB/div
Ref 18.42 dBm
Log
ΔMkr1 79.575 0 MHz
-0.830 dB
Start 2.40000 GHz
#Res BW 100 kHz
#VBW 300 kHz
Stop 2.48350 GHz
Sweep 8.000 ms (1001 pts)
Frequency
Auto Tune
Center Freq
2.441750000 GHz
Start Freq
2.400000000 GHz
Stop Freq
2.483500000 GHz
CF Step
8.350000 MHz
Auto
Man
Freq Offset
0 Hz
Scale Type
Log
Lin

9. Dwell Time (Hopping)

Condition	Antenna	Packet Type	Pulse Time(ms)	Hops	Dwell Time(ms)	Limit(s)	Result
NVNT	ANT1	1-DH1	0.400	320.00	128.000	0.40	Pass
NVNT	ANT1	2-DH1	0.400	320.00	128.000	0.40	Pass
NVNT	ANT1	3-DH1	0.400	320.00	128.000	0.40	Pass
NVNT	ANT1	1-DH3	1.650	161.00	265.650	0.40	Pass
NVNT	ANT1	1-DH5	2.890	111.00	320.790	0.40	Pass
NVNT	ANT1	2-DH3	1.650	155.00	255.750	0.40	Pass
NVNT	ANT1	2-DH5	2.900	104.00	301.600	0.40	Pass
NVNT	ANT1	3-DH3	1.650	160.00	264.000	0.40	Pass
NVNT	ANT1	3-DH5	2.900	125.00	362.500	0.40	Pass

Dwell_Time_(Hopping)_NVNT_ANT1_1-DH1_2441_00_One_Burst_Time

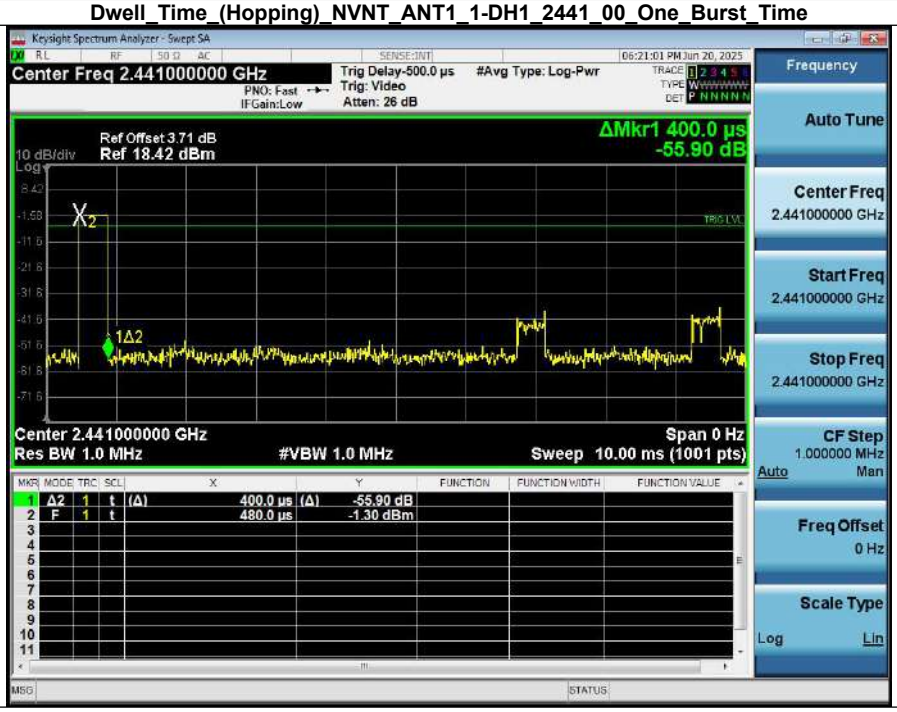

Dwell_Time_(Hopping)_NVNT_ANT1_1-DH1_2441_00_Accumulated

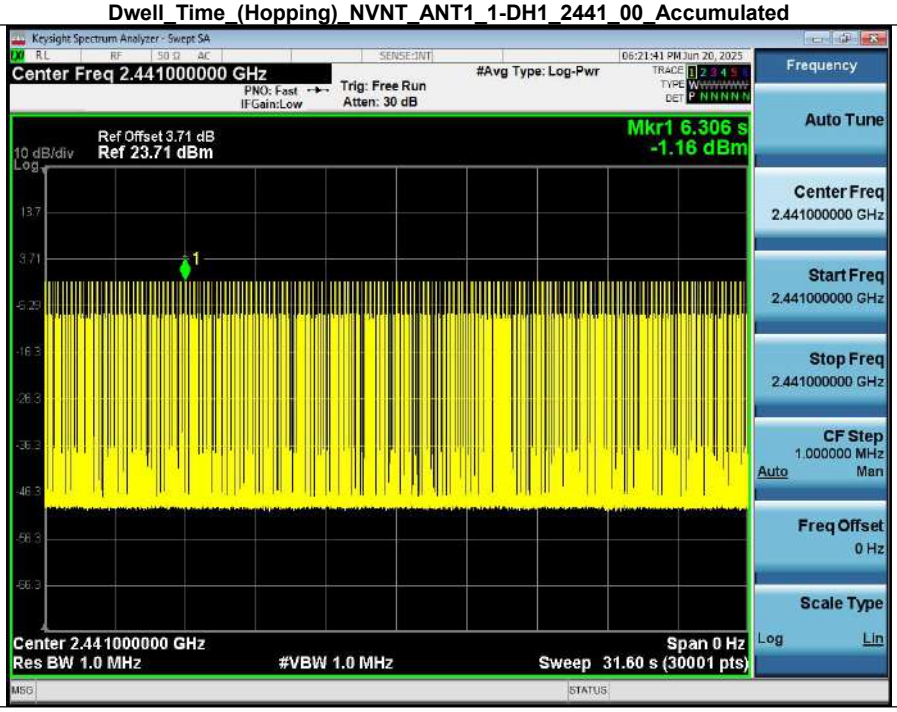

Dwell_Time_(Hopping)_NVNT_ANT1_2-DH1_2441_00_One_Burst_Time

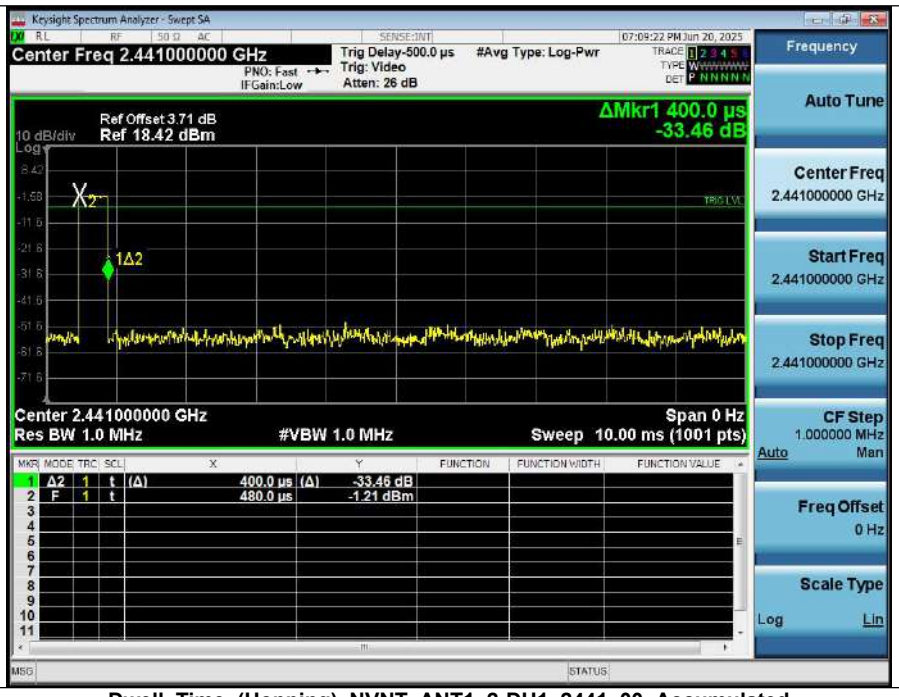

Dwell_Time_(Hopping)_NVNT_ANT1_2-DH1_2441_00_Accumulated

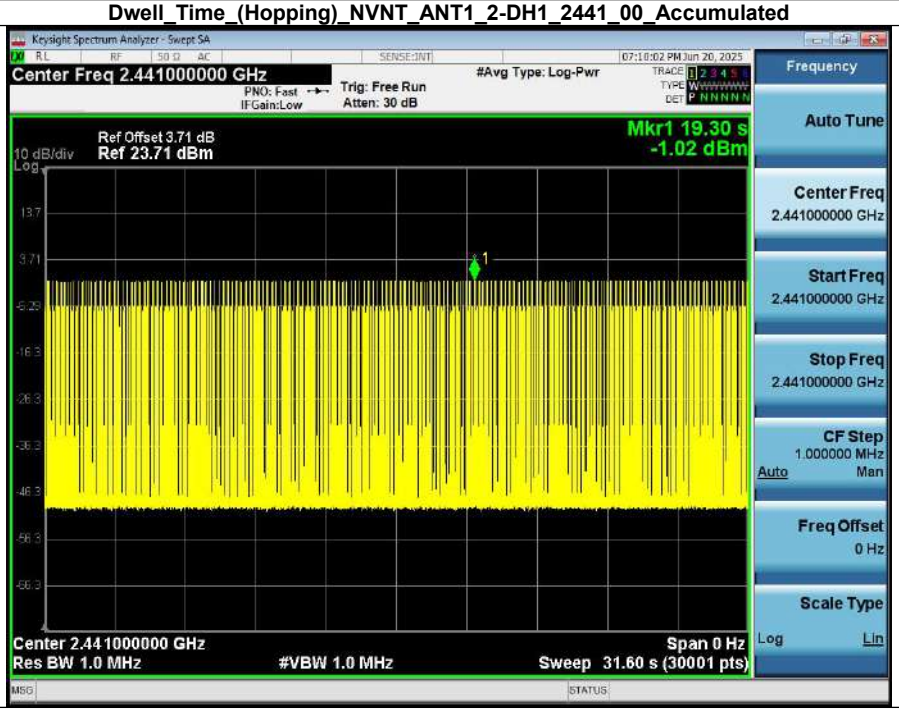

Dwell_Time_(Hopping)_NVNT_ANT1_3-DH1_2441_00_One_Burst_Time

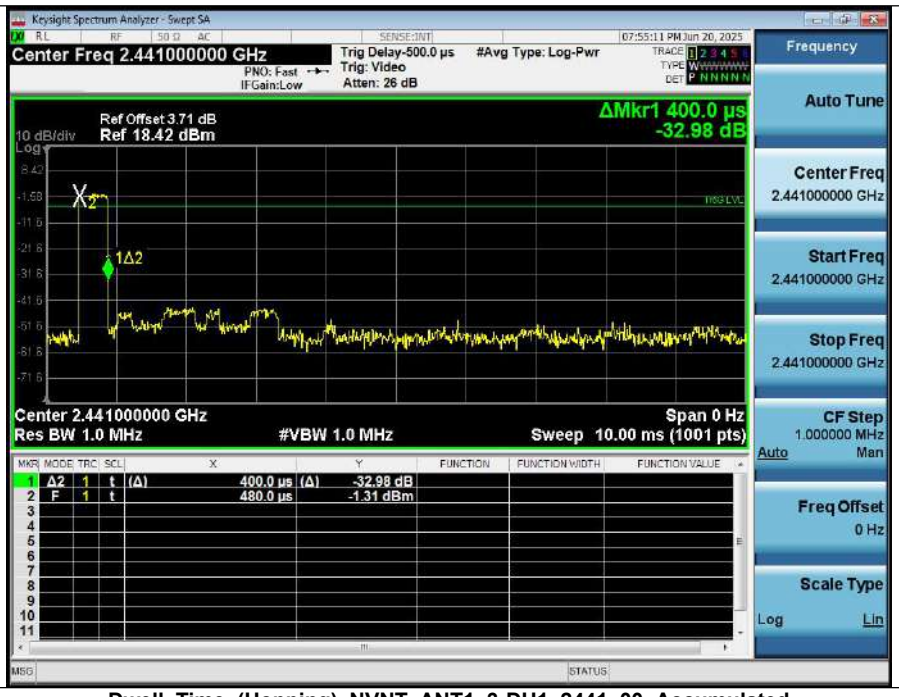

Dwell_Time_(Hopping)_NVNT_ANT1_3-DH1_2441_00_Accumulated

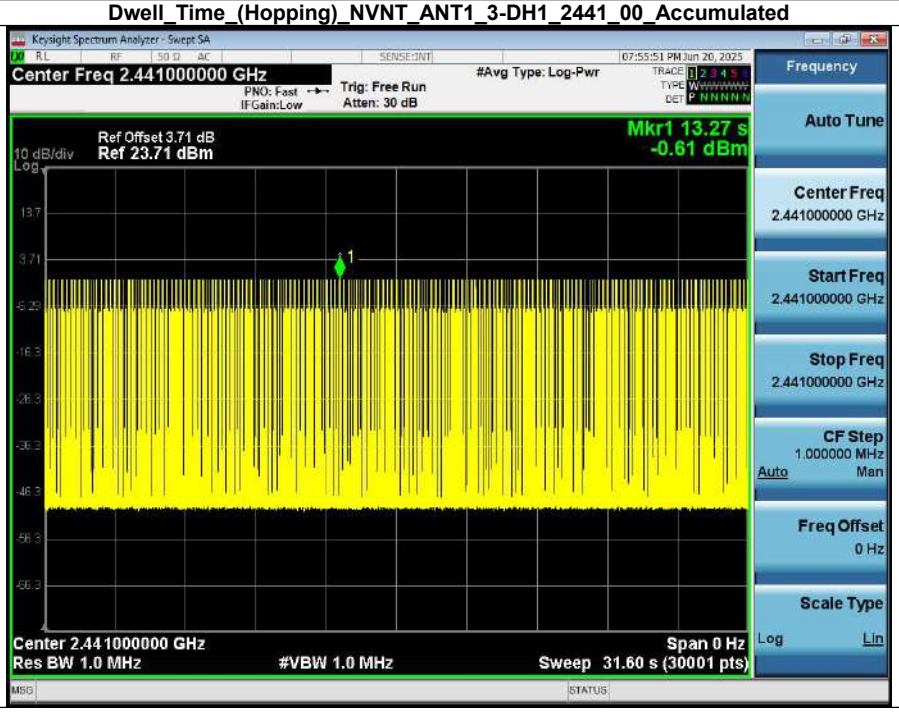

Dwell_Time_(Hopping)_NVNT_ANT1_1-DH3_2441_00_One_Burst_Time

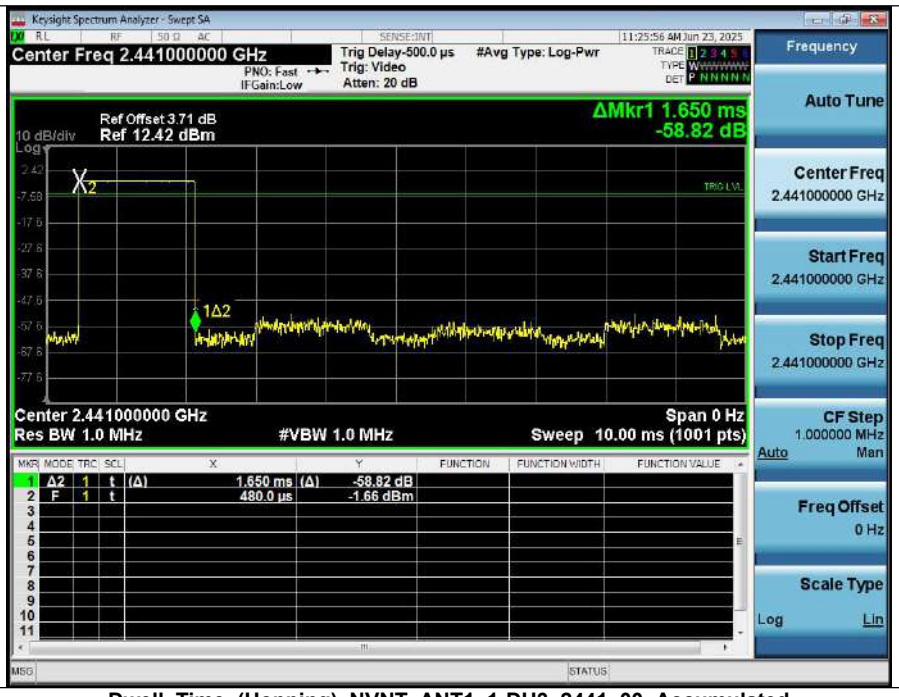

Dwell_Time_(Hopping)_NVNT_ANT1_1-DH3_2441_00_Accumulated

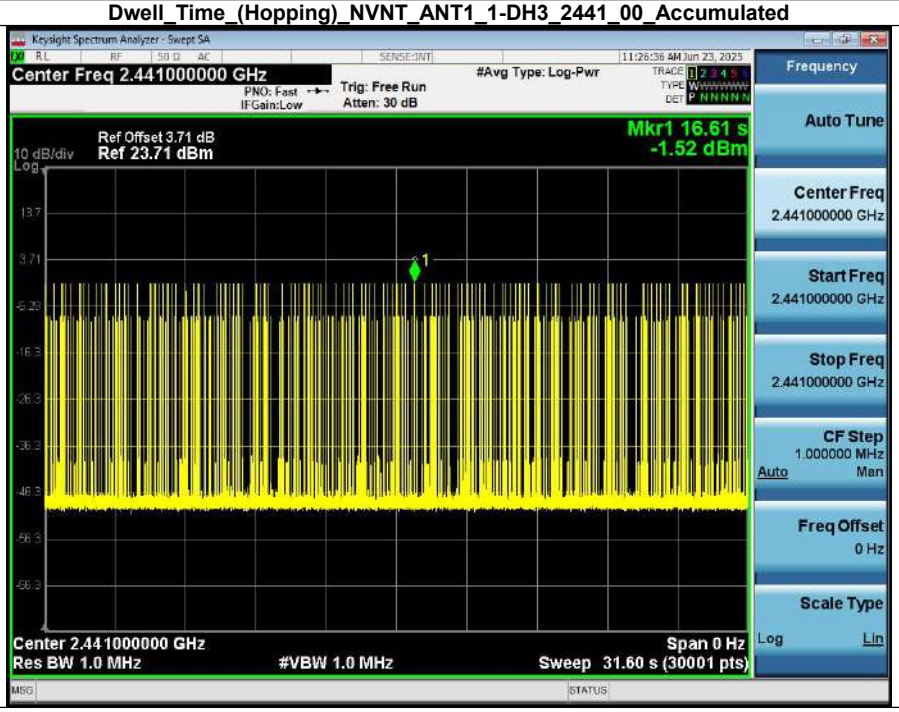

Dwell_Time_(Hopping)_NVNT_ANT1_1-DH5_2441_00_One_Burst_Time

Dwell_Time_(Hopping)_NVNT_ANT1_1-DH5_2441_00_Accumulated

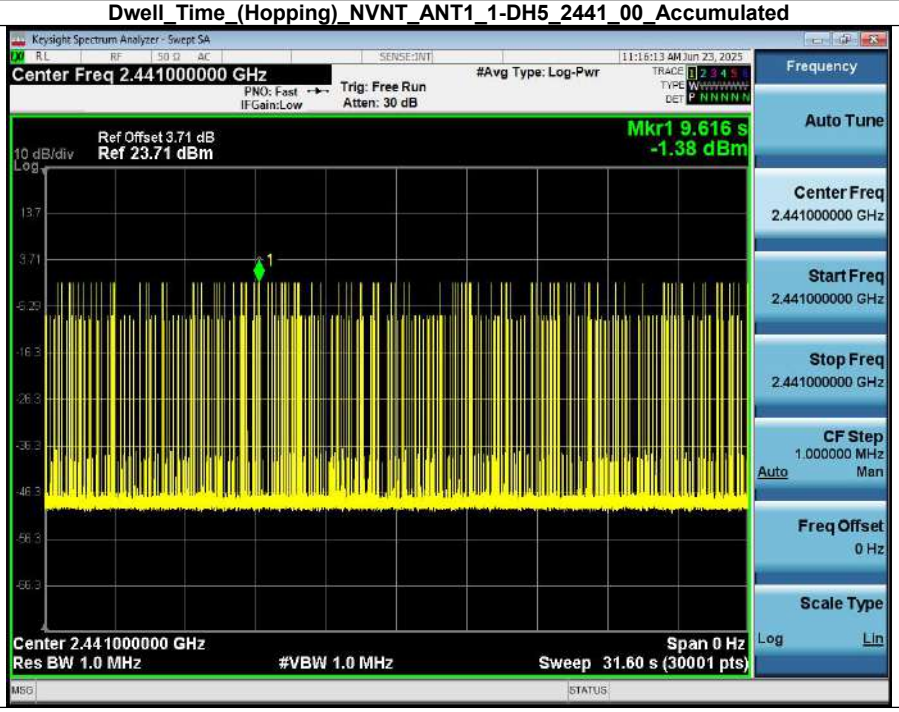

Dwell_Time_(Hopping)_NVNT_ANT1_2-DH3_2441_00_One_Burst_Time

Dwell_Time_(Hopping)_NVNT_ANT1_2-DH3_2441_00_Accumulated

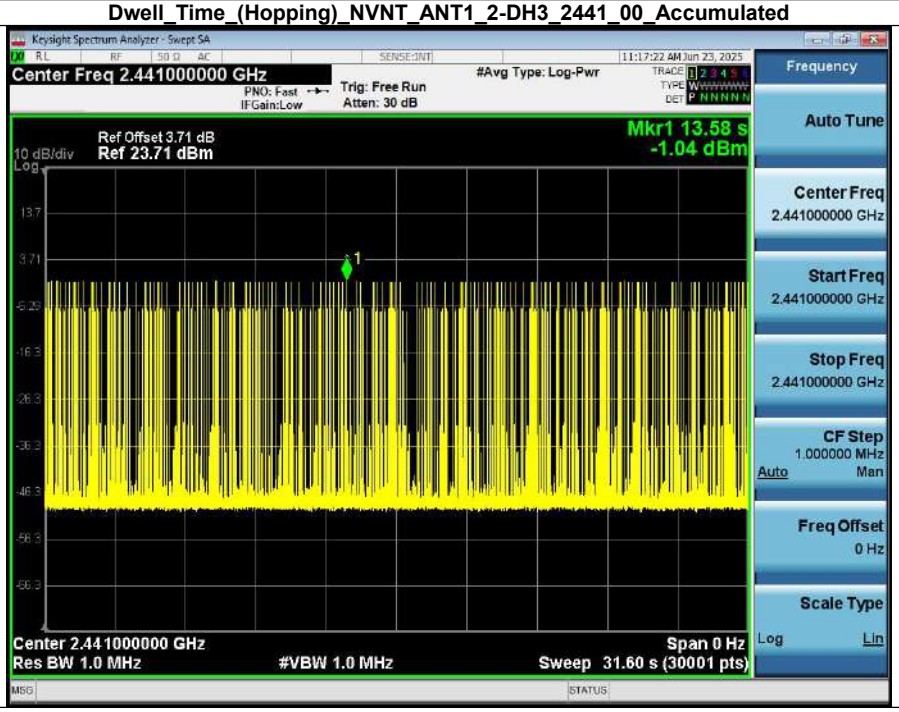

Dwell_Time_(Hopping)_NVNT_ANT1_2-DH5_2441_00_One_Burst_Time

Dwell_Time_(Hopping)_NVNT_ANT1_2-DH5_2441_00_Accumulated

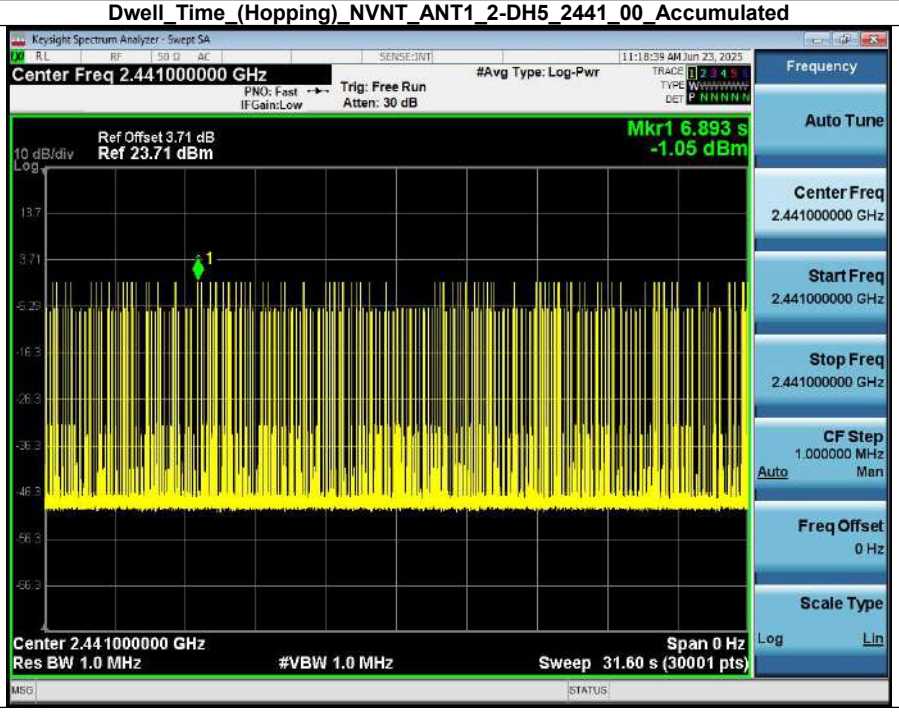

Dwell_Time_(Hopping)_NVNT_ANT1_3-DH3_2441_00_One_Burst_Time

Dwell_Time_(Hopping)_NVNT_ANT1_3-DH3_2441_00_Accumulated

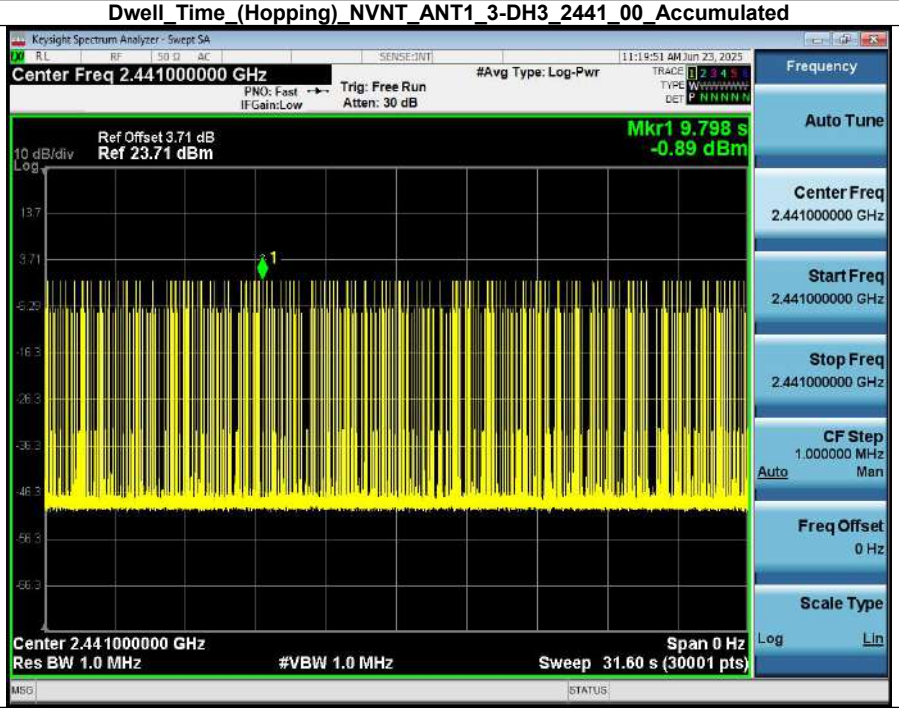

Dwell_Time_(Hopping)_NVNT_ANT1_3-DH5_2441_00_One_Burst_Time

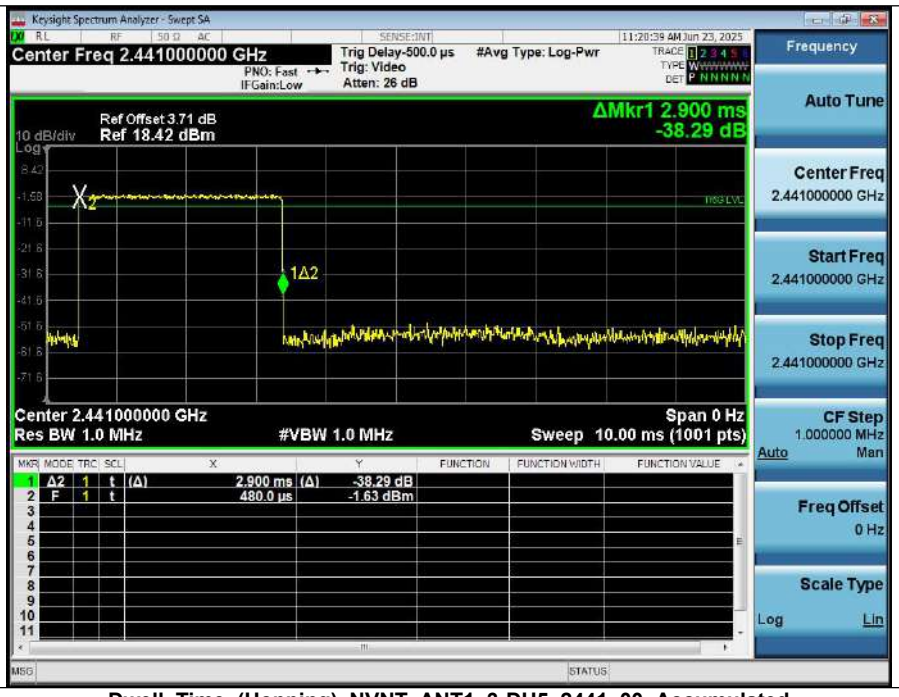
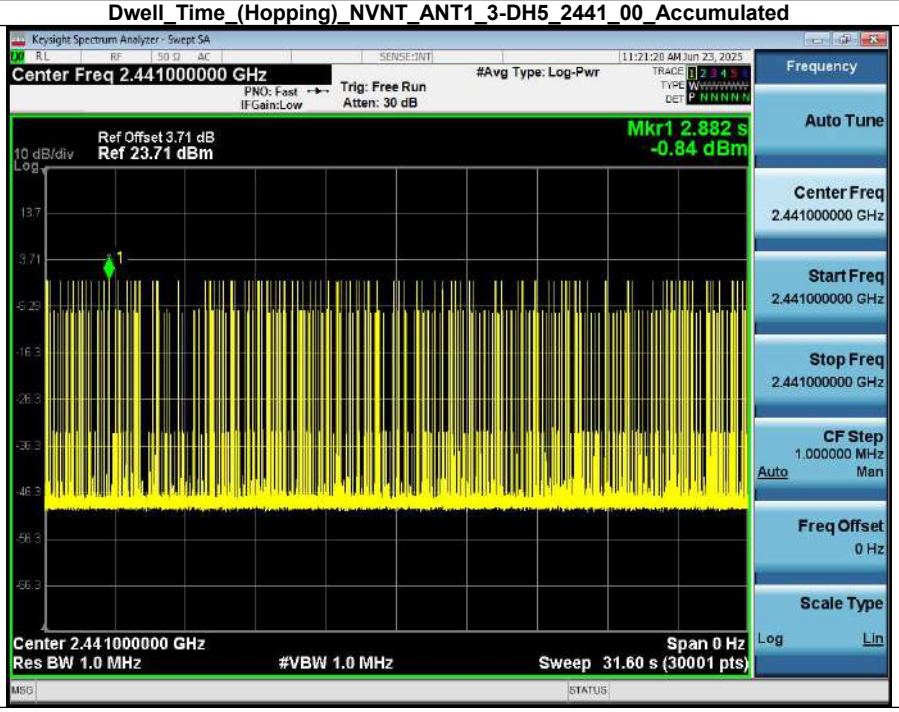
Dwell_Time_(Hopping)_NVNT_ANT1_3-DH5_2441_00_Accumulated