# RF Test Data for RLAN(5.8G) (Conducted Measurement)

**Product Name: 7-in IPS Touch Screen Wireless CarPlay**

**Trade Mark: N/A**

**Test Model: CP701S**

**FCC ID: 2A5PH-CP701S**

# Environmental Conditions

| | |
|---|---|
| Temperature: | 25.5°C |
| Relative Humidity: | 55% |
| ATM Pressure: | 100.0 kPa |
| Test Engineer: | Anna Hu |
| Supervised by: | Hugo Chen |
| NOTE | N/A |

## Appendix A: Min emission bandwidth

### Test Result

| TestMode | Antenna | Channel | 6db EBW [MHz] | FL[MHz] | FH[MHz] | Limit[MHz] | Verdict |
|---|---|---|---|---|---|---|---|
| 11A | Ant1 | 5745 | 16.360 | 5736.800 | 5753.160 | 0.5 | PASS |
| | | 5785 | 16.360 | 5776.800 | 5793.160 | 0.5 | PASS |
| | | 5825 | 16.360 | 5816.800 | 5833.160 | 0.5 | PASS |
| 11N20SISO | Ant1 | 5745 | 17.720 | 5736.120 | 5753.840 | 0.5 | PASS |
| | | 5785 | 17.680 | 5776.120 | 5793.800 | 0.5 | PASS |
| | | 5825 | 17.680 | 5816.120 | 5833.800 | 0.5 | PASS |
| 11N40SISO | Ant1 | 5755 | 36.400 | 5736.760 | 5773.160 | 0.5 | PASS |
| | | 5795 | 36.400 | 5776.760 | 5813.160 | 0.5 | PASS |

## Test Graphs

11A_Ant1_5745

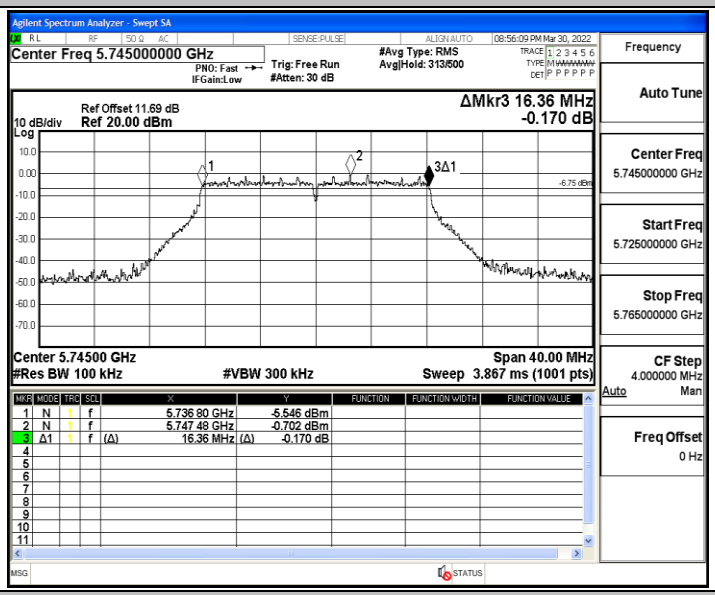


11A_Ant1_5785

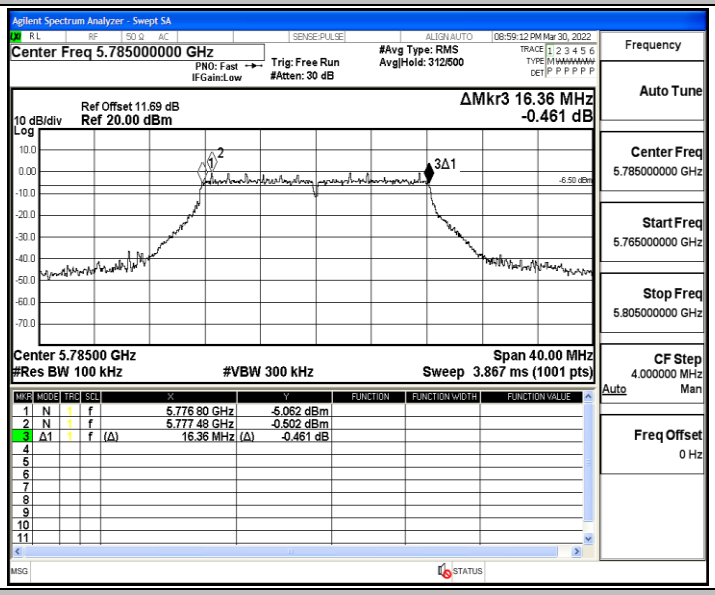


11A_Ant1_5825

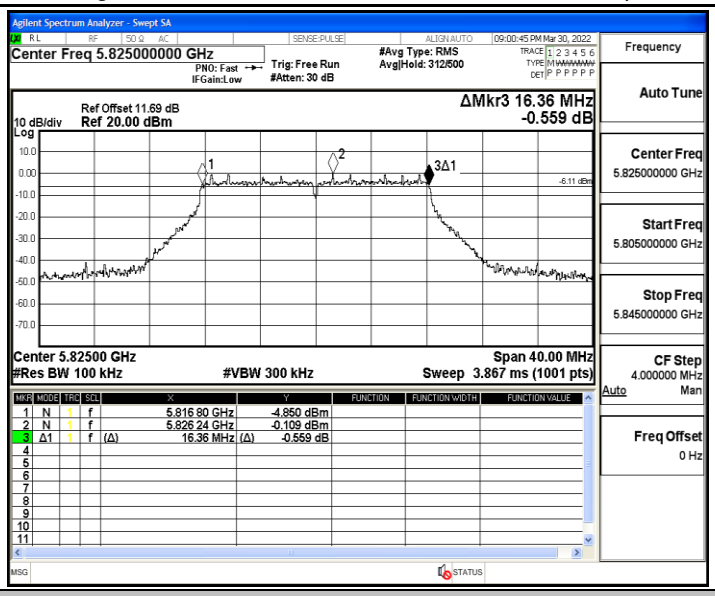


11N20SISO_Ant1_5745

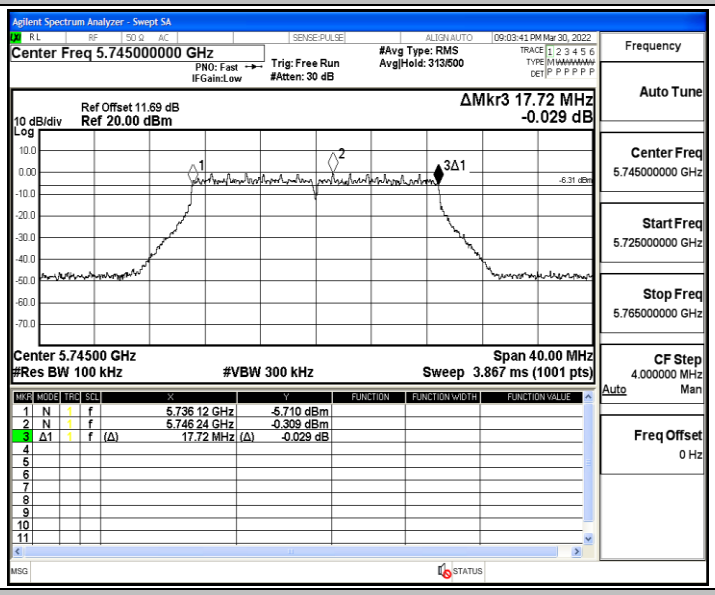


11N20SISO_Ant1_5785

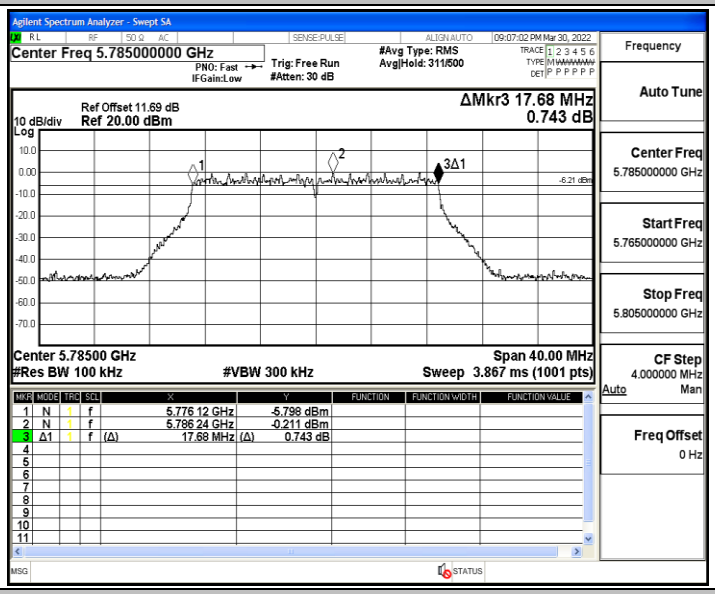


11N20SISO_Ant1_5825

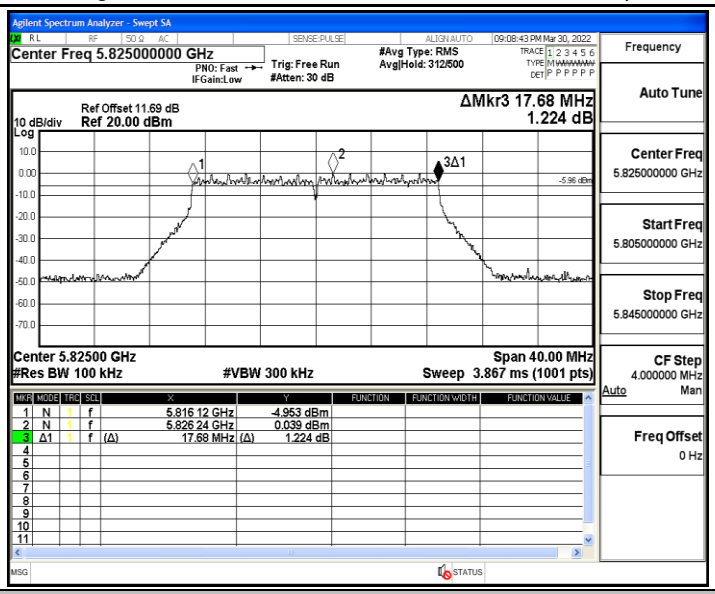


11N40SISO_Ant1_5755

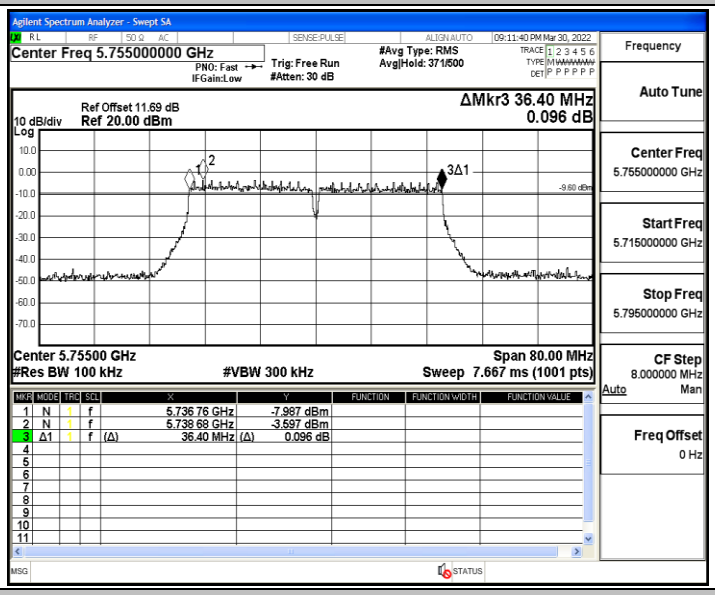


11N40SISO_Ant1_5795

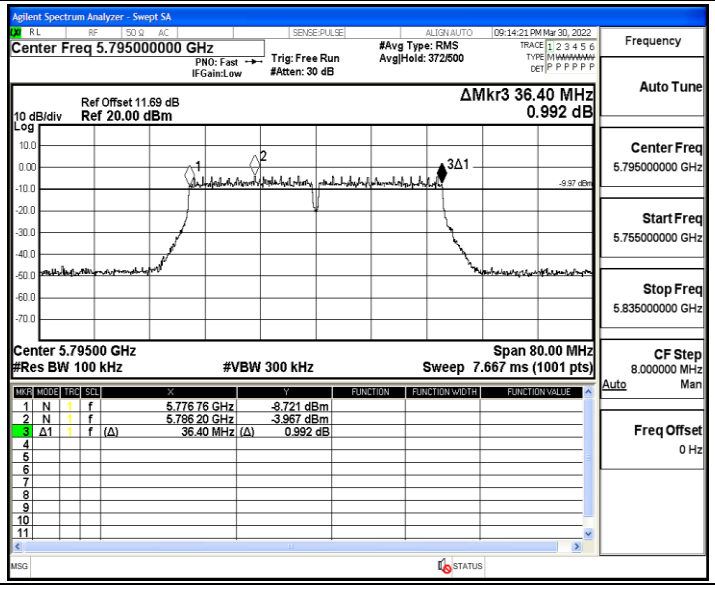

# Appendix B: Maximum conducted output power

## Test Result

| TestMode | Antenna | Channel | Result[dBm] | Limit[dBm] | Verdict |
|---|---|---|---|---|---|
| 11A | Ant1 | 5745 | 10.90 | ≤30 | PASS |
| | | 5785 | 11.04 | ≤30 | PASS |
| | | 5825 | 11.24 | ≤30 | PASS |
| 11N20SISO | Ant1 | 5745 | 11.60 | ≤30 | PASS |
| | | 5785 | 11.26 | ≤30 | PASS |
| | | 5825 | 11.66 | ≤30 | PASS |
| 11N40SISO | Ant1 | 5755 | 11.23 | ≤30 | PASS |
| | | 5795 | 10.88 | ≤30 | PASS |

Note：The Duty Cycle Factor is compensated in the test result.

# Appendix C: Maximum power spectral density

## Test Result

| TestMode | Antenna | Channel | Result [dBm/MHz] | Limit[dBm/MHz] | Verdict |
|---|---|---|---|---|---|
| 11A | Ant1 | 5745 | 3.5 | ≤30 | PASS |
| | | 5785 | 3.39 | ≤30 | PASS |
| | | 5825 | 3.82 | ≤30 | PASS |
| 11N20SISO | Ant1 | 5745 | 5.52 | ≤30 | PASS |
| | | 5785 | 5.06 | ≤30 | PASS |
| | | 5825 | 6.79 | ≤30 | PASS |
| 11N40SISO | Ant1 | 5755 | 3.15 | ≤30 | PASS |
| | | 5795 | 2.6 | ≤30 | PASS |

Note：1.The Result and Limit Unit is dBm/500 kHz in the band 5.725–5.85 GHz.

2.The Duty Cycle Factor and RBW Factor is compensated in the graph.

## Test Graphs

11A_Ant1_5745

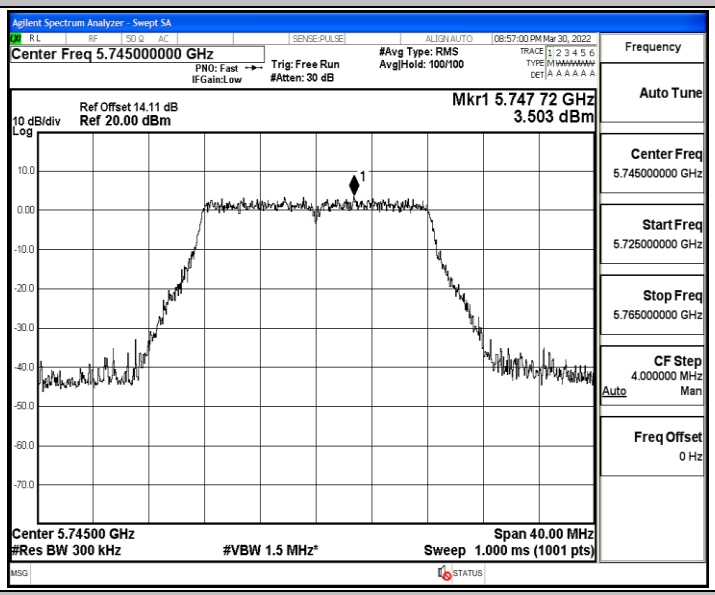


11A_Ant1_5785

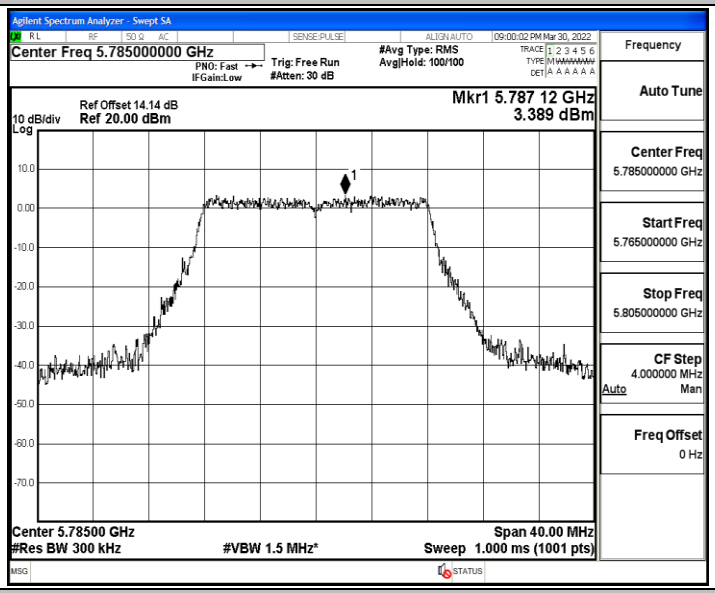


11A_Ant1_5825

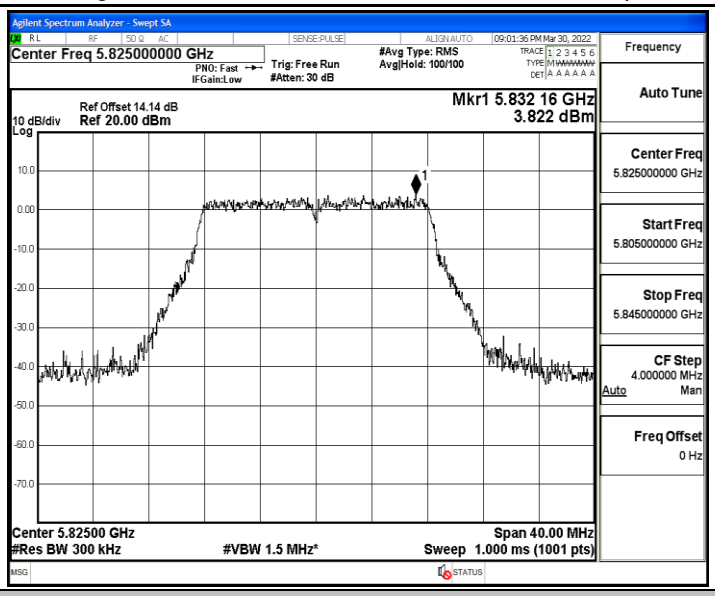


11N20SISO_Ant1_5745

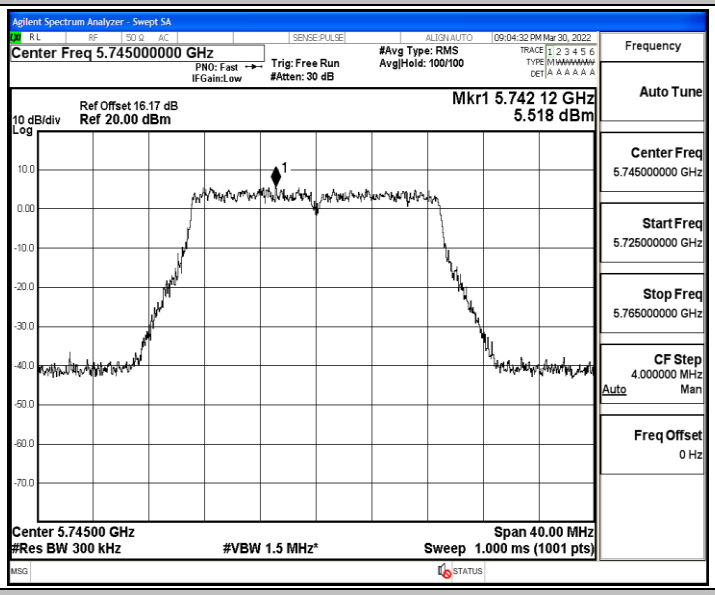


11N20SISO_Ant1_5785

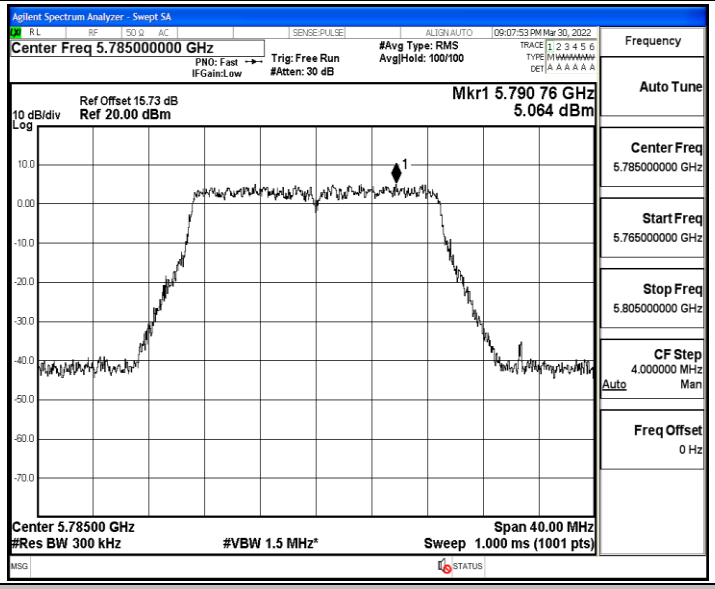


11N20SISO_Ant1_5825

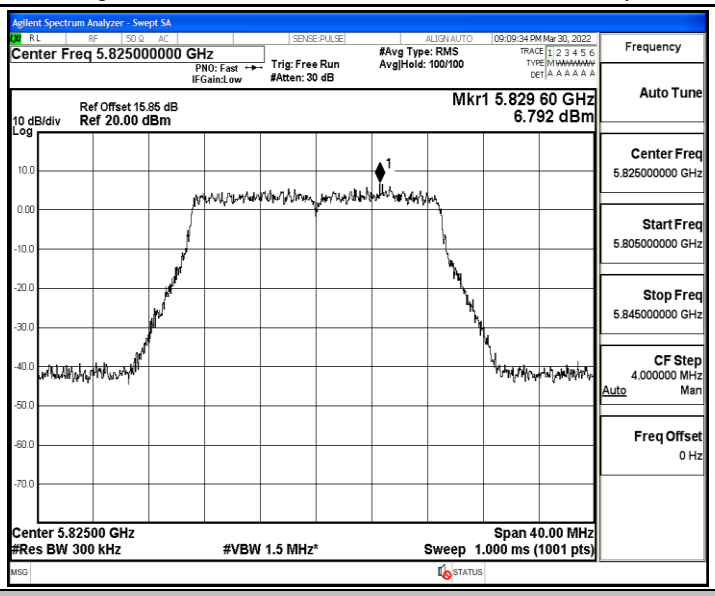


11N40SISO_Ant1_5755

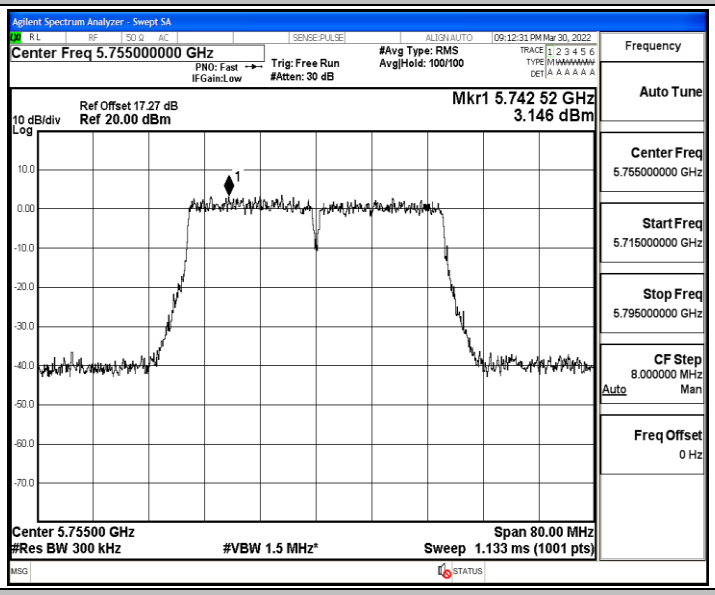


11N40SISO_Ant1_5795

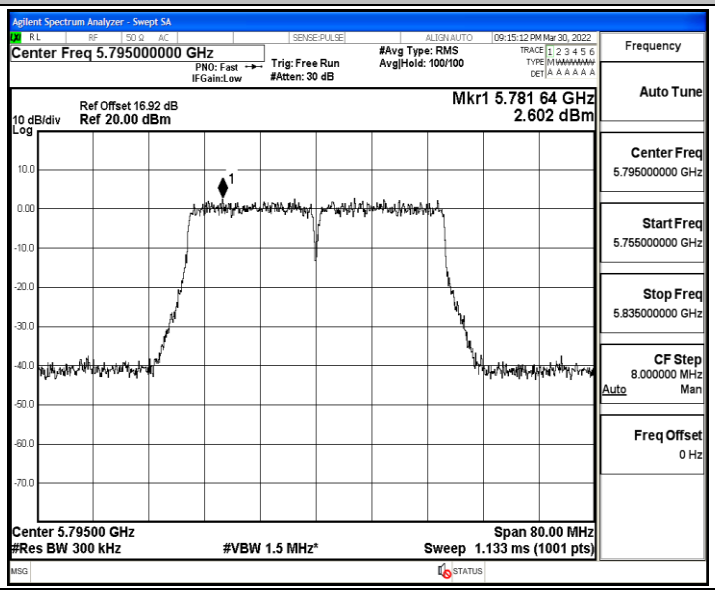

# Appendix D: Band edge measurements

## Test Result

| TestMode | Antenna | ChName | Channel | FreqRange [MHz] | Result [dBm] | Limit [dBm] | Verdict |
|---|---|---|---|---|---|---|---|
| 11A | Ant1 | Low | 5745 | 5650~5700 | -47.2 | ≤1.47 | PASS |
| | | | | 5700~5720 | -46.5 | ≤14.44 | PASS |
| | | | | 5720~5725 | -47.1 | ≤21.85 | PASS |
| | | | | 5760~5650 | -48.93 | ≤-27 | PASS |
| | | High | 5825 | 5850~5855 | -46.91 | ≤20.10 | PASS |
| | | | | 5855~5875 | -46.85 | ≤12.33 | PASS |
| | | | | 5875~5925 | -46.44 | ≤-24.66 | PASS |
| | | | | 5925~5935 | -48.05 | ≤-27 | PASS |
| 11N20SISO | Ant1 | Low | 5745 | 5650~5700 | -46.65 | ≤-4.57 | PASS |
| | | | | 5700~5720 | -46.21 | ≤12.21 | PASS |
| | | | | 5720~5725 | -46.39 | ≤21.32 | PASS |
| | | | | 5760~5650 | -48.18 | ≤-27 | PASS |
| | | High | 5825 | 5850~5855 | -46.74 | ≤24.41 | PASS |
| | | | | 5855~5875 | -45.81 | ≤11.35 | PASS |
| | | | | 5875~5925 | -47.04 | ≤-7.38 | PASS |
| | | | | 5925~5935 | -47.47 | ≤-27 | PASS |
| 11N40SISO | Ant1 | Low | 5755 | 5650~5700 | -46.9 | ≤-8.22 | PASS |
| | | | | 5700~5720 | -45.51 | ≤15.58 | PASS |
| | | | | 5720~5725 | -45.68 | ≤15.74 | PASS |
| | | | | 5780~5650 | -47.92 | ≤-27 | PASS |
| | | High | 5795 | 5850~5855 | -47.29 | ≤18.29 | PASS |
| | | | | 5855~5875 | -46.63 | ≤14.20 | PASS |
| | | | | 5875~5925 | -46.76 | ≤-13.61 | PASS |
| | | | | 5925~5935 | -47.23 | ≤-27 | PASS |

## Test Graphs

11A_Ant1_Low_5745

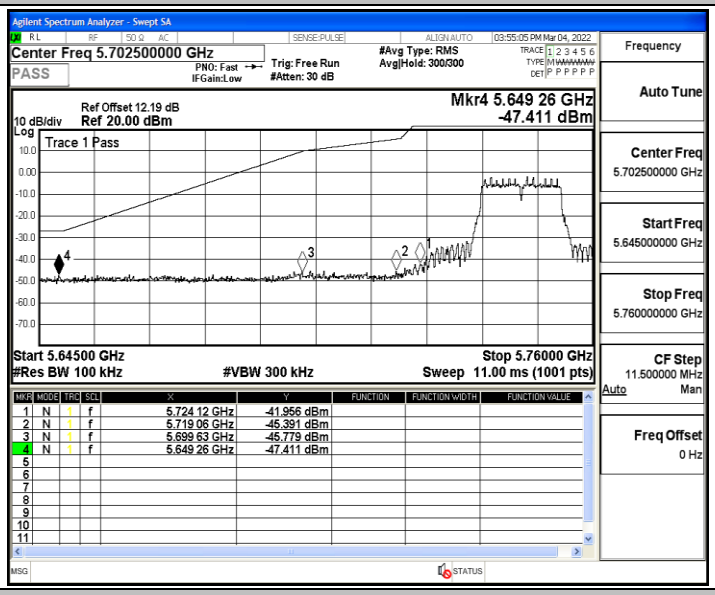


11A_Ant1_High_5825

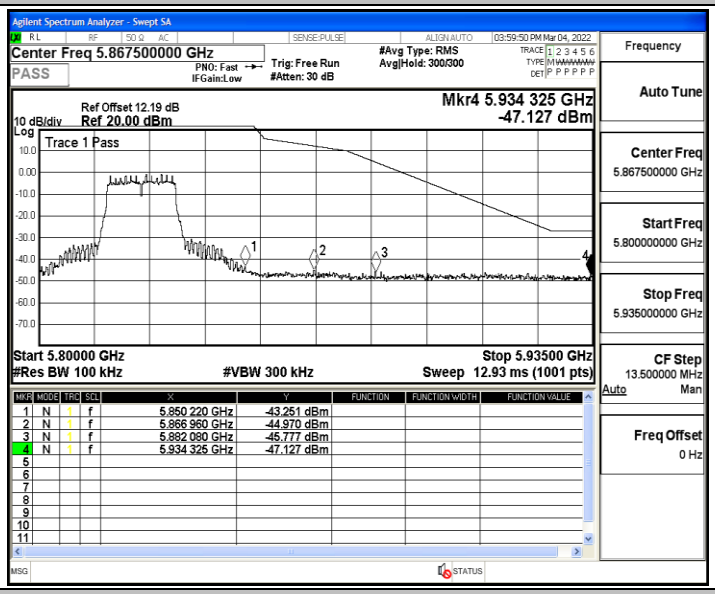


11N20MIMO_Ant1_Low_5745

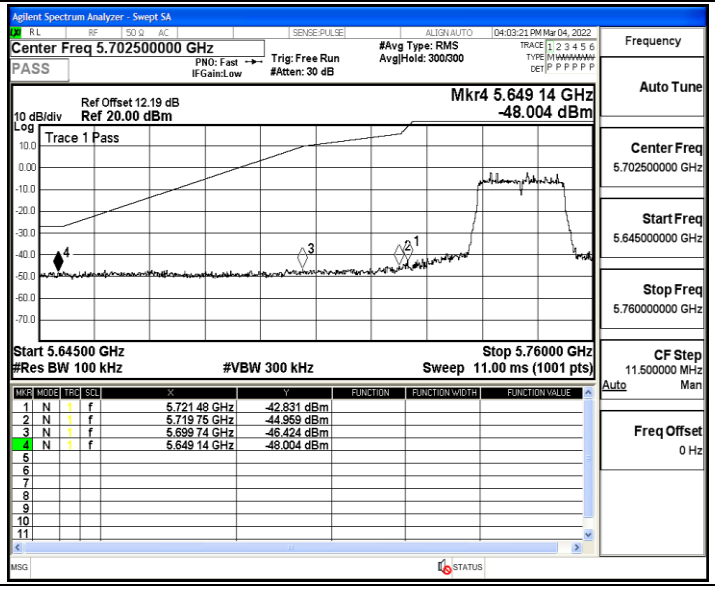

## 11N20MIMO_Ant1_High_5825

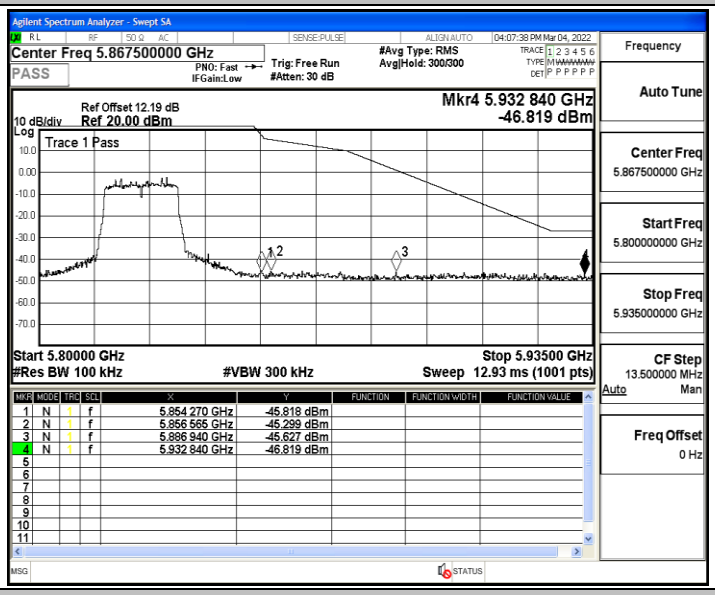


## 11N40MIMO_Ant1_Low_5755

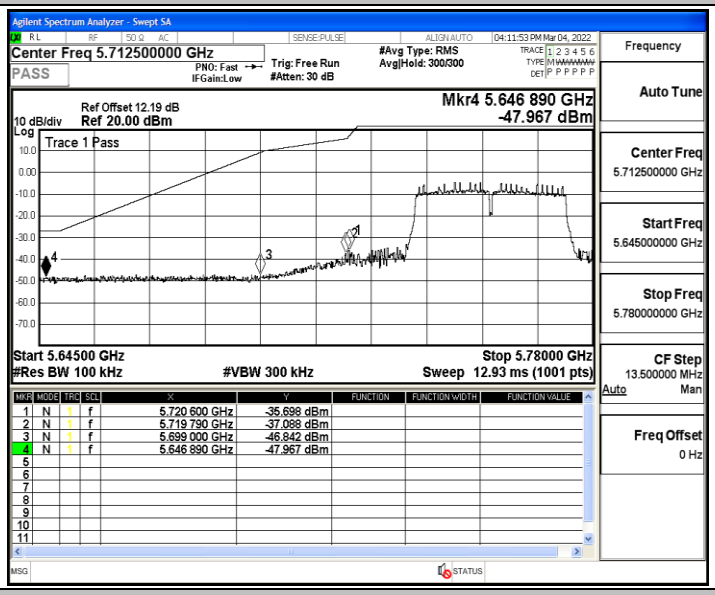


## 11N40MIMO_Ant1_High_5795

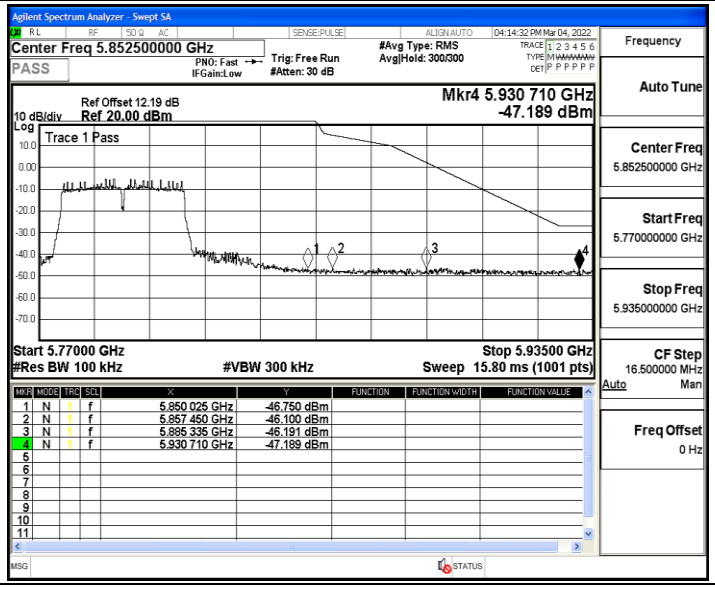

# Appendix E: Frequency Stability

## Test Result

| Frequency (MHz) | Enviroment Temperature (Dregree) | Voltage (VAC) | Measured Frequency (MHz) | Limit Range (MHz) | Test Results |
|---|---|---|---|---|---|
| 5745 | 20 | 132 | 5744.926238 | 5745 – 5825 | PASS |
| 5745 | 20 | 108 | 5745.078586 | 5745 – 5825 | PASS |
| 5745 | 50 | 120 | 5745.023132 | 5745 – 5825 | PASS |
| 5745 | 40 | 120 | 5745.041728 | 5745 – 5825 | PASS |
| 5745 | 30 | 120 | 5744.982825 | 5745 – 5825 | PASS |
| 5745 | 20 | 120 | 5745.075504 | 5745 – 5825 | PASS |
| 5745 | 10 | 120 | 5744.905888 | 5745 – 5825 | PASS |
| 5745 | 0 | 120 | 5745.076055 | 5745 – 5825 | PASS |
| 5745 | -10 | 120 | 5745.028756 | 5745 – 5825 | PASS |
| 5745 | -20 | 120 | 5745.061536 | 5745 – 5825 | PASS |
| 5745 | -30 | 120 | 5744.937146 | 5745 – 5825 | PASS |

| Frequency (MHz) | Enviroment Temperature (Dregree) | Voltage (VAC) | Measured Frequency (MHz) | Limit Range (MHz) | Test Results |
|---|---|---|---|---|---|
| 5785 | 20 | 132 | 5785.065031 | 5745 – 5825 | PASS |
| 5785 | 20 | 108 | 5784.955437 | 5745 – 5825 | PASS |
| 5785 | 50 | 120 | 5784.939169 | 5745 – 5825 | PASS |
| 5785 | 40 | 120 | 5785.036604 | 5745 – 5825 | PASS |
| 5785 | 30 | 120 | 5785.060977 | 5745 – 5825 | PASS |
| 5785 | 20 | 120 | 5784.921342 | 5745 – 5825 | PASS |
| 5785 | 10 | 120 | 5784.921090 | 5745 – 5825 | PASS |
| 5785 | 0 | 120 | 5784.960752 | 5745 – 5825 | PASS |
| 5785 | -10 | 120 | 5785.027190 | 5745 – 5825 | PASS |
| 5785 | -20 | 120 | 5784.951838 | 5745 – 5825 | PASS |
| 5785 | -30 | 120 | 5784.901482 | 5745 – 5825 | PASS |

| Frequency (MHz) | Enviroment Temperature (Dregree) | Voltage (VAC) | Measured Frequency (MHz) | Limit Range (MHz) | Test Results |
|---|---|---|---|---|---|
| 5825 | 20 | 132 | 5824.939475 | 5745 – 5825 | PASS |
| 5825 | 20 | 108 | 5825.050616 | 5745 – 5825 | PASS |
| 5825 | 50 | 120 | 5825.013191 | 5745 – 5825 | PASS |
| 5825 | 40 | 120 | 5825.069490 | 5745 – 5825 | PASS |
| 5825 | 30 | 120 | 5824.990577 | 5745 – 5825 | PASS |
| 5825 | 20 | 120 | 5824.972065 | 5745 – 5825 | PASS |
| 5825 | 10 | 120 | 5824.993853 | 5745 – 5825 | PASS |
| 5825 | 0 | 120 | 5824.931756 | 5745 – 5825 | PASS |
| 5825 | -10 | 120 | 5824.906953 | 5745 – 5825 | PASS |
| 5825 | -20 | 120 | 5824.934081 | 5745 – 5825 | PASS |
| 5825 | -30 | 120 | 5824.923043 | 5745 – 5825 | PASS |

| Frequency (MHz) | Enviroment Temperature (Dregree) | Voltage (VAC) | Measured Frequency (MHz) | Limit Range (MHz) | Test Results |
|---|---|---|---|---|---|
| 5755 | 20 | 132 | 5755.047763 | 5745 – 5825 | PASS |
| 5755 | 20 | 108 | 5754.977482 | 5745 – 5825 | PASS |
| 5755 | 50 | 120 | 5754.998483 | 5745 – 5825 | PASS |
| 5755 | 40 | 120 | 5755.091578 | 5745 – 5825 | PASS |
| 5755 | 30 | 120 | 5754.981122 | 5745 – 5825 | PASS |
| 5755 | 20 | 120 | 5755.050840 | 5745 – 5825 | PASS |
| 5755 | 10 | 120 | 5755.026564 | 5745 – 5825 | PASS |
| 5755 | 0 | 120 | 5754.946179 | 5745 – 5825 | PASS |
| 5755 | -10 | 120 | 5754.927954 | 5745 – 5825 | PASS |
| 5755 | -20 | 120 | 5755.072945 | 5745 – 5825 | PASS |
| 5755 | -30 | 120 | 5754.934141 | 5745 – 5825 | PASS |

| Frequency (MHz) | Enviroment Temperature (Dregree) | Voltage (VAC) | Measured Frequency (MHz) | Limit Range (MHz) | Test Results |
|---|---|---|---|---|---|
| 5795 | 20 | 132 | 5795.017905 | 5745 – 5825 | PASS |
| 5795 | 20 | 108 | 5795.029768 | 5745 – 5825 | PASS |
| 5795 | 50 | 120 | 5794.989608 | 5745 – 5825 | PASS |
| 5795 | 40 | 120 | 5795.025028 | 5745 – 5825 | PASS |
| 5795 | 30 | 120 | 5795.078263 | 5745 – 5825 | PASS |
| 5795 | 20 | 120 | 5794.994846 | 5745 – 5825 | PASS |
| 5795 | 10 | 120 | 5795.072110 | 5745 – 5825 | PASS |
| 5795 | 0 | 120 | 5795.012171 | 5745 – 5825 | PASS |
| 5795 | -10 | 120 | 5794.985161 | 5745 – 5825 | PASS |
| 5795 | -20 | 120 | 5795.075995 | 5745 – 5825 | PASS |
| 5795 | -30 | 120 | 5795.090771 | 5745 – 5825 | PASS |

# Appendix F: Duty Cycle

## Test Result

| TestMode | Antenna | Channel | Transmission Duration [ms] | Transmission Period [ms] | Duty Cycle [%] | 1/B [KHz] |
|---|---|---|---|---|---|---|
| 11A | Ant1 | 5745 | 2.06 | 2.16 | 95.37 | 0.49 |
| | | 5785 | 2.05 | 2.16 | 94.91 | 0.49 |
| | | 5825 | 2.05 | 2.16 | 94.91 | 0.49 |
| 11N20SISO | Ant1 | 5745 | 0.22 | 0.37 | 59.46 | 4.55 |
| | | 5785 | 0.23 | 0.35 | 65.71 | 4.35 |
| | | 5825 | 0.23 | 0.36 | 63.89 | 4.35 |
| 11N40SISO | Ant1 | 5755 | 0.12 | 0.26 | 46.15 | 8.33 |
| | | 5795 | 0.13 | 0.26 | 50.00 | 7.69 |

## Test Graphs

11A_Ant1_5745

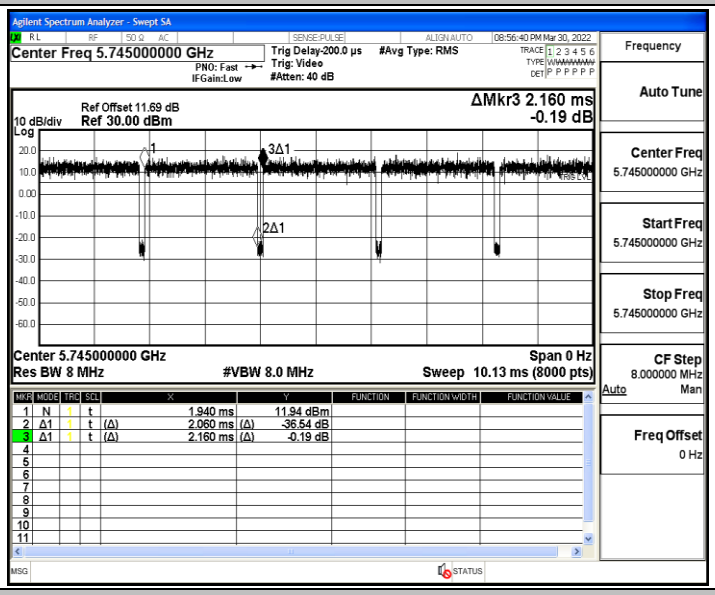


11A_Ant1_5785

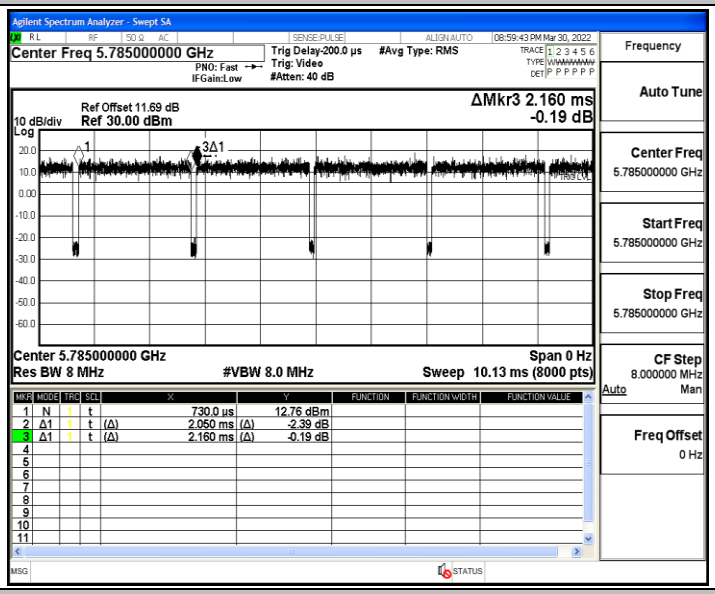


11A_Ant1_5825

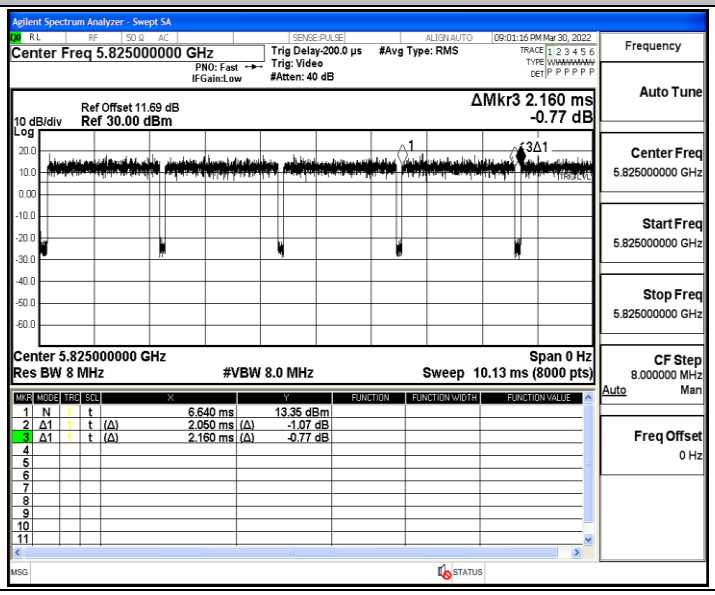

11N20SISO_Ant1_5745

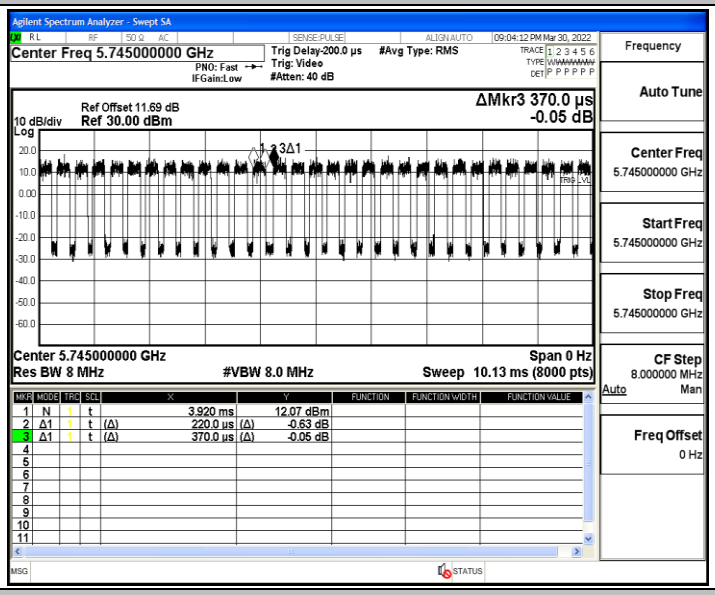


11N20SISO_Ant1_5785

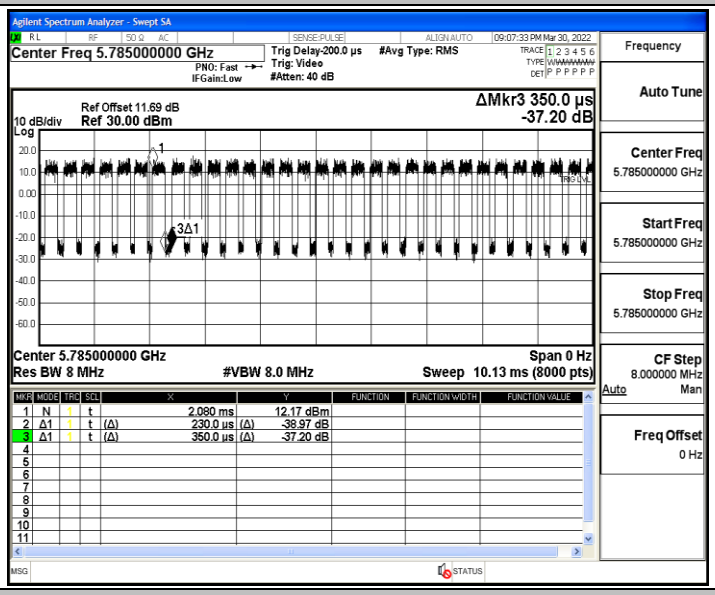


11N20SISO_Ant1_5825

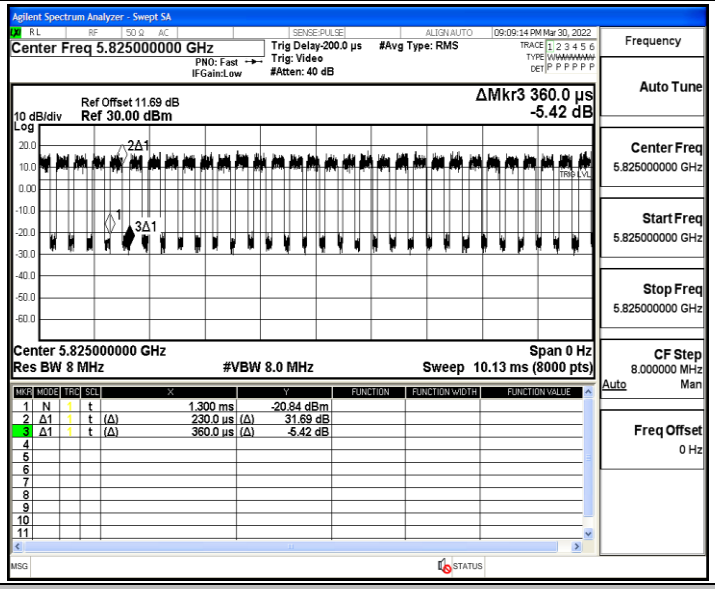


11N40SISO_Ant1_5755

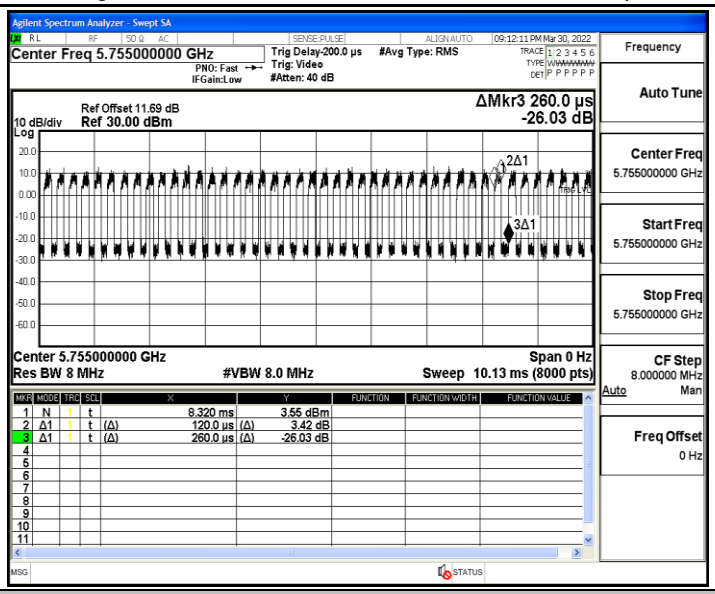

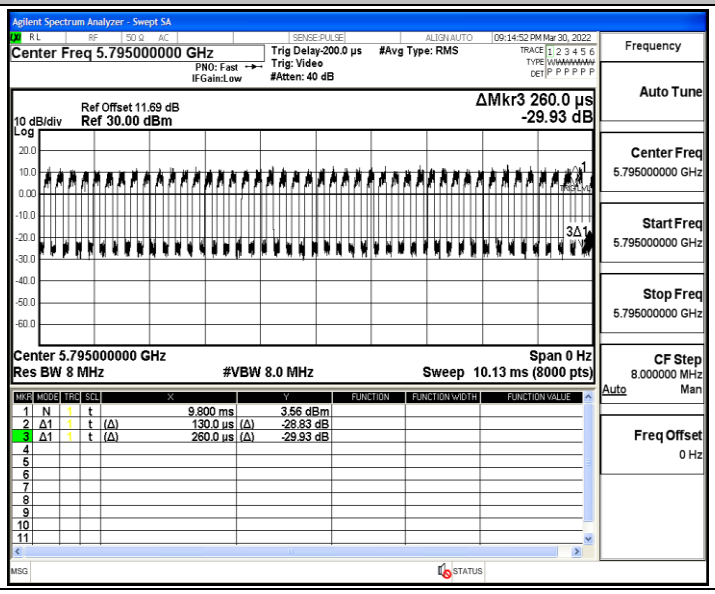
11N40SISO_Ant1_5795