MULTIPLE SPEAKER SETUP

True Wireless Stereo (TWS) / Broadcast Mode



TWS MODE

PRIMARY (LEFT)
(Connected To A Device Via Bluetooth.)

- Double tap - enable TWS Stereo connection.
- Long press - disconnect from TWS Stereo connection.
- Indicator light - alternating Red and Green while connecting. Once TWS connection is established , it will illuminate Red and is the Primary speaker.

BROADCAST MODE

PRIMARY
(Connected To A Device Via Bluetooth.)

- Single tap - enable broadcast mode.
- Long press - exit from broadcast mode.
- Indicator light - flash red during and after connection.

The Primary Speaker will control all Secondary Speakers



True Wireless Surround Sound
with left / right speaker pair

OR

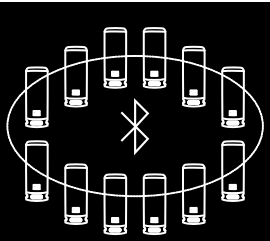

Connect up to 100+ Speakers
for a True Party Experience



TWS MODE

SECONDARY (RIGHT)

(Connected To Primary Speaker)

- Single tap - enable TWS Stereo connection.
- Indicator light - flash Blue while connecting, shuts off when connected.

- Long press - disconnect from TWS Stereo connection.
- Indicator light - illuminate Green once TWS connection is established and is the Secondary speaker.

BROADCAST MODE

SECONDARY

(Connected To Primary Speaker)

- Single tap - enable broadcast mode.
- Long press - exit from broadcast mode.
- Indicator light - flash green while connecting and illuminate Green once connected.

Secondary Devices cannot control the play/pause or skip forward and backward functions.

INSTRUCTIONS FOR LINKING SPEAKERS

TWS MODE

Make sure your Primary Speaker is connected to a device via Bluetooth. Power On your Secondary Speaker and make sure it is disconnected from all devices via Bluetooth. At this point you can begin TWS Stereo setup. Double Tap TWS Mode Button on the Primary Speaker to start TWS connection. Single Tap Power Button on the Secondary Speaker to start TWS connection. When indicator light on the Primary Speaker illuminates Red and indicator light on Secondary Speaker illuminates Green, you are connected and in TWS Stereo Mode.

BROADCAST MODE

Make sure your Primary Speaker is connected to a device via Bluetooth. Power On your Secondary Speaker and make sure it is disconnected from all devices via Bluetooth. At this point you can begin Multiple Device setup. Single tap Broadcast Mode Button on the Primary Speaker. Single tap Broadcast Mode Button on the Secondary Speaker and this will prompt automatic connection to Primary Speaker. When indicator light on the Primary Speaker flashes Red and indicator light on Secondary Speaker illuminates Green, you are connected and in Broadcast Mode. At this point, you can begin adding additional Speakers upto 12 speakers.

Repeat steps for connection of all subsequent Speakers thereafter. All of your subsequent Secondary Speakers will be connected to this Primary Speaker and need to be within 100+ meters of the Primary Speaker. To avoid distortion of sound, it is recommended the the speakers are no closer than 1 foot of each other.

⚠ **NOTE**

For ideal connectivity and maximum range, make sure there is a clear line of sight between Speakers by elevating the Speaker at least 3 Feet off the ground. Note - Sound may distort when Speakers are closer than 1 foot from each other.



USB-C
CHARGING CORD

CHARGING YOUR AXIL XPHERE SPEAKER

- 20+ Hours Play time
- USB port for charging other devices
- Charging Time: 5 Hours



BATTERY
INDICATOR LIGHTS

- There are 4 lights indicating battery life, each representing 25%. The first 3 lights are Green and the last light is Red indicating low battery life and requires recharging.
- Upon Powering on, Battery Indicator Lights will indicate current battery level status of the speaker for 10 seconds.
- When the Speaker is acting as a power bank (power output) Battery Indicator Lights will indicate current battery level status of the Speaker.

AUTOMATIC SHUTOFF

- For first time connecting or reconnecting to previous device/Speaker, Speaker will search for pairing device/Speaker for 3 minutes. If the device/Speaker is not present, the Speaker will be in standby mode for 15 minutes before automatically shutting off. During standby mode, speaker can re-initiate search for devices/Speakers by pressing the Power Button/TWS Broadcast Button or pair by selecting device name on your phone.
- If Speaker is connected to a Bluetooth device/Speakers and Bluetooth device/Speakers is inactive for 2 hours, speaker will automatically shut off.

POWER REQUIREMENTS

Input (Charging) - 5V/2.4A USB TYPE-C

Output (Devices) - 5V/2.1A USB-A, Battery power > 25% for charging

Speaker can play music while charging, and speaker can provide power bank function while charging

Power Bank function will stop working when battery level of speaker is below 25%

SILICONE COVER

NOTE

The Silicone cover must be properly closed on the charging port to keep water out and maintain the IP67 Dust/ Waterproof Rating. (See Warranty)

BLUETOOTH SPEAKER PRODUCT FEATURES:

ACTIONS SEMICONDUCTOR BLUETOOTH
Bluetooth V 5.3

IP67 DUST / WATERPROOF RATING
(See Warranty Information)

POWER BANK FUNCTION

BROADCASTING MULTIPLE N+ CONNECTIONS

20+ HOURS PLAYTIME

USB TYPE-C CHARGING PORT

100+ METERS MULTIPLE CONNECTION
(Clear Line of Sight)

DUAL CONTROL DEVICE CONNECTION

SPECIFICATIONS:

1. Battery Type : 8000Mah(29.6Wh) Lithium Battery
2. Operating Time: 20+ Hours
3. Operating Temperature : -10°C ~ +60°C
4. Charging Time: 5 Hours
5. Power Input: 5V/2.4A Usb Type-C
6. Power Output: 5V/2.1A Usb-A
7. Bluetooth Chipset Actions Semiconductor Ats 2835 Ver 5.3
8. 100M+ Clear Line Of Sight Bluetooth Range
9. Actions Semiconductor Audio Broadcast (Csb) Technology (N+ Connections)
10. Output Power (W): 2X 15W (Rms) Speakers
11. Signal To Noise Ratio : >80Db
12. Dynamic Frequency Response Range : 60Hz-20Khz
13. 2 X 2” Full Range Waterproof Speakers
14. 2 X Ø 63.5Mm Waterproof Bass Resonator
15. On Touch Phone Call Control
16. Product Dimensions: Ø83MM*220MM
17. Product Weight: 820G

FCC & RF WARNING:

Any Changes Or Modifications Not Expressly Approved By The Party Responsible For Compliance Could Void The User's Authority To Operate The Equipment.

Note: This Equipment Has Been Tested And Found To Comply With The Limits For A Class B Digital Device, Pursuant To Part 15 Of The Fcc Rules. These Limits Are Designed To Provide Reasonable Protection Against Harmful Interference In A Residential Installation. This Equipment Generates Uses And Can Radiate Radio Frequency Energy And, If Not Installed And Used In Accordance With The Instructions, May Cause Harmful Interference To Radio Communications. However, There Is No Guarantee That Interference Will Not Occur In A Particular Installation. If This Equipment Does Cause Harmful Interference To Radio Or Television Reception, Which Can Be Determined By Turning The Equipment Off And On, The User Is Encouraged To Try To Correct The Interference By One Or More Of The Following Measures:

-Reorient Or Relocate The Receiving Antenna.
-Increase The Separation Between The Equipment And Receiver.
-Connect The Equipment Into An Outlet On A Circuit Different From That To Which The Receiver Is Connected.
-Consult The Dealer Or An Experienced Radio/Tv Technician For Help.

The device has been evaluated to meet general RF exposure requirement. The device can be used in portable exposure condition without restriction.

This Device Complies With Part 15 Of The Fcc Rules. Operation Is Subject To The Following Two Conditions: (1) This Device May Not Cause Harmful Interference, And (2) This Device Must Accept Any Interference Received, Including Interference That May Cause Undesired Operation.

TERMS & CONDITIONS

Important Information: This Product Is Subject To Axil Terms & Conditions (Including An Arbitration Agreement); If You Open The Package, Use Or Retain The Device, You Accept The Terms & Conditions. Information About Your Rights, Obligations, Opt-Out Opportunities & Full Terms At Www.Goaxil.Com/Us/Accessory-Legal

IC WARNING

English: This Device Complies With Industry Canada Licence-Exempt Rss Standard(S).
Operation Is Subject To The Following Two Conditions: (1) This Device May Not Cause Interference, And (2) This Device Must Accept Any Interference, Including Interference That May Cause Undesired Operation Of The Device.
French: Le Présentappareilestconforme Aux Cnr D'industrie Canada Applicables Aux Appareils Radio Exempts De Licence. L'exploitationestautorisée Aux Deux Conditions Suivantes:
(1) L'appareil Ne Doit Pas Produire De Brouillage, Et (2) L'utilisateur De L'appareildoit Accepter Tout Brouillageradioélectriquesubi, Mêmesi Le Brouillageest Susceptible D'encompromettre Le Fonctionnement.

The device has been evaluated to meet general RF exposure requirement. The device can be used in portable exposure condition without restriction.

L'appareil a été évalué pour répondre aux exigences générales d'exposition aux RF. Le dispositif peut être utilisé dans des conditions d'exposition portatives sans restriction.

WARRANTY

The AXIL XPHERE Comes With A Standard Limited One (1) Year Warranty, That Warrants Against Manufacturer's Defects And Malfunction From Normal Use & Wear. The Speaker Is Ip67 Waterproof Rated. This Rating Is Only Valid When The Silicone Cover Is Properly Closed Over The Charging Port To Keep Water Out. If A Unit Is Submerged In Water Or Comes Into Contact With Water When The Silicone Cover Is Not Fully Closed The Unit Will Stop Working And May Cause Permanent Damage To The Speaker. If The Cover Is Not Properly Closed And Water Enters The Charging Port, The Warranty Is Voided And The Repair Or Replacement Of The Unit Is The Responsibility Of The User.

Model : Axil Xphere
FCC ID:2A5PM-XPHERE
IC:28343-XPHERE

Product Contents: Box Includes: 1 X Bluetooth Speaker, 1/4-20 Quick Release Tripod Screw, Usb-C Charging Cable, User Manual