Annex 4: Test setup photographs 21-1-0167501T01a-A4-C2

Number of pages:	7	**Date of Report:**	2022-Jun-15
Testing company:	CETECOM GmbH Im Teelbruch 116 45219 Essen Germany Tel. + 49 (0) 20 54 / 95 19-0 Fax: + 49 (0) 20 54 / 95 19-150	**Applicant:**	UAB Pulsetto
Product: **Model:**	**Nerve stimulator** **Pulsetto**		
FCC ID:	2A5T3-BXN-PU-22V001		
Testing has been carried out in accordance with:	**Title 47 CFR, Chapter I** **FCC Regulations, Subchapter A** Subpart C: §15.247 (DTS) Deviations, modifications or clarifications (if any) to above mentioned documents are written in each section under "Test method and limit".		

The test results relate only to the individual items which have been tested. This report shall not be reproduced in parts without the written approval of the testing laboratory © Copyright: All rights reserved by CETECOM

Table of Contents

1 Test setup photographs 3
Photograph 1 : EUT test setup in the fully anechoic chamber, close up view 3
Photograph 2 : EUT test setup in the fully anechoic chamber, overview 3
Photograph 3 : H-field EUT test setup in the semi anechoic chamber, close up view 4
Photograph 4 : H-field EUT test setup in the semi anechoic chamber, overview 4
Photograph 5 : EMI EUT test setup in the semi anechoic chamber, close up view 5
Photograph 6 : EMI EUT test setup in the semi anechoic chamber, overview 5
Photograph 7 : EUT setup conducted measurement, close up view 6
Photograph 8 : EUT setup conducted measurement, overview 6
Photograph 9 : EUT setup conducted emissions, overview 7

1 Test setup photographs



Photograph 1: EUT test setup in the fully anechoic chamber, close up view



Photograph 2: EUT test setup in the fully anechoic chamber, overview



Photograph 3: H-field EUT test setup in the semi anechoic chamber, close up view



Photograph 4: H-field EUT test setup in the semi anechoic chamber, overview



Photograph 5: EMI EUT test setup in the semi anechoic chamber, close up view



Photograph 6: EMI EUT test setup in the semi anechoic chamber, overview

Photograph 7: EUT setup conducted measurement, close up view



Photograph 8: EUT setup conducted measurement, overview



Photograph 9: EUT setup conducted emissions, overview

End Of Annex 4