RF Test Data for Bluetooth (BDR+EDR) (Conducted Measurements)

General Description of EUT	
Product Name:	Automatic Key Cutting Machine
Test Model:	XC-MINI PLUS II
Sample ID:	202202-0114-11-2#
Environmental Conditions	
Temperature:	24℃
Relative Humidity:	50%
Test Voltage:	AC 90-264V, 3A, 50/60Hz
Test Engineer:	Huangjianping
Note: For a more detailed features description, please refer to the report TBR-C-202202-0114-14.	

Contents

1. 20dB emission bandwidth 3
1.1.Test Result 3
1.2.Test Graphs 4
2. Occupied channel bandwidth 7
2.1.Test Result 7
2.2.Test Graphs 8
3. Maximum conducted output power 11
3.1.Test Result 11
3.2.Test Graphs 12
4. Carrier frequency separation 15
4.1.Test Result 15
4.2.Test Graphs 16
5. Time of occupancy 17
5.1.Test Result 17
5.2.Test Graphs 18
6. Number of hopping channels 21
6.1.Test Result 21
6.2.Test Graphs 22
7.Band edge measurements 23
7.1.Test Result 23
7.2.Test Graphs 24
8. Conducted spurious emission 28
8.1.Test Result 28
8.2.Test Graphs 29
9. Duty cycle 38
9.1.Test Result 38
9.2.Test Graphs 39
10. Emissions in restricted bands 42
10.1.Test Result 42
10.2.Test Graphs 44

1. 20dB emission bandwidth

1.1.Test Result

TestMode	Antenna	Channel	20db EBW[MHz]	2/3 *20dB BW (MHz)	Verdict
DH5	Ant1	2402	0.87	0.58	
		2441	0.86	0.56	
		2480	0.87	0.58	
2DH5	Ant1	2402	1.28	0.85	---
		2441	1.27	0.84	---
		2480	1.27	0.84	---
3DH5	Ant1	2402	1.25	0.83	---
		2441	1.25	0.83	---
		2480	1.25	0.83	---

1.2.Test Graphs

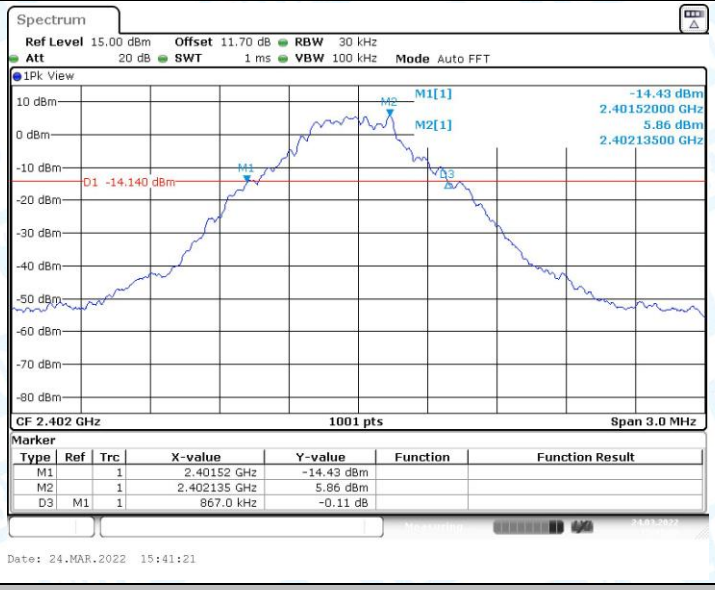

DH5_Ant1_2402

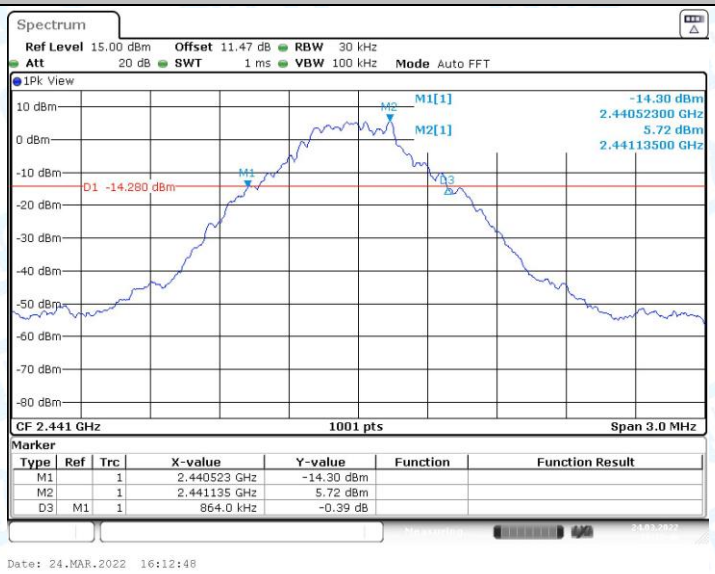

DH5_Ant1_2441

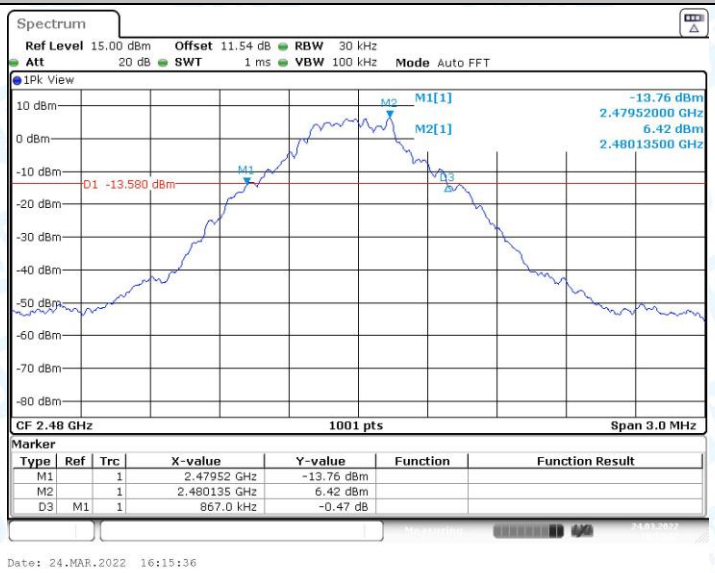

DH5_Ant1_2480

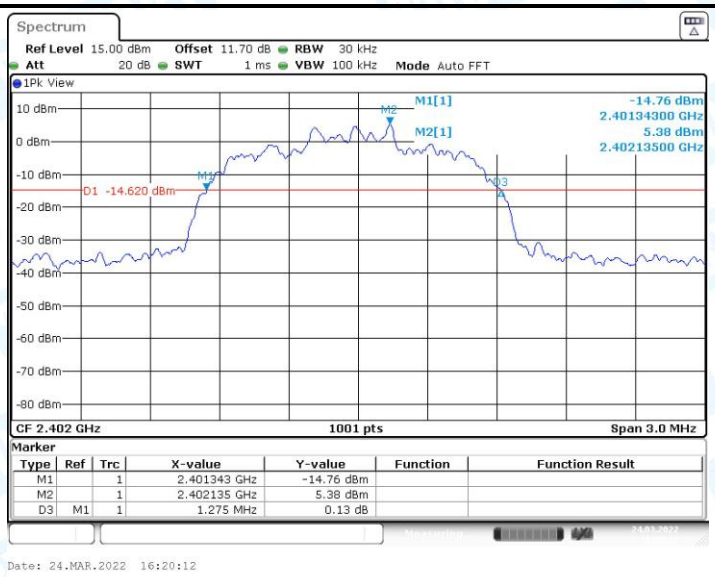

2DH5_Ant1_2402

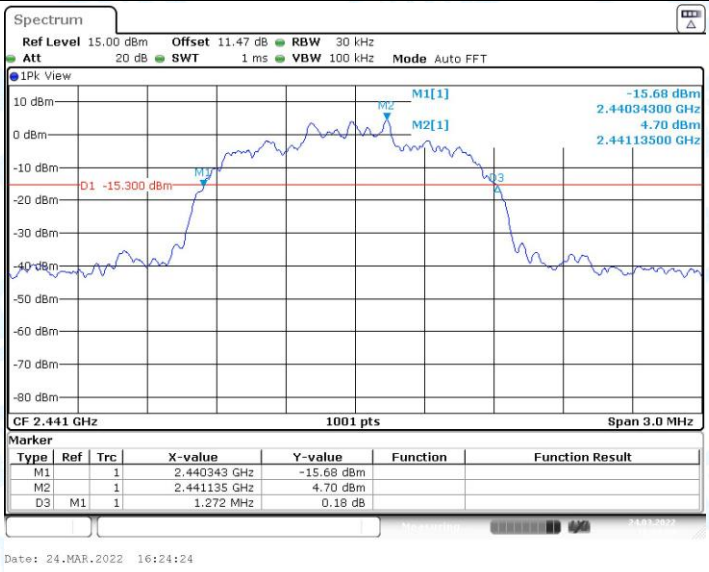

2DH5_Ant1_2441

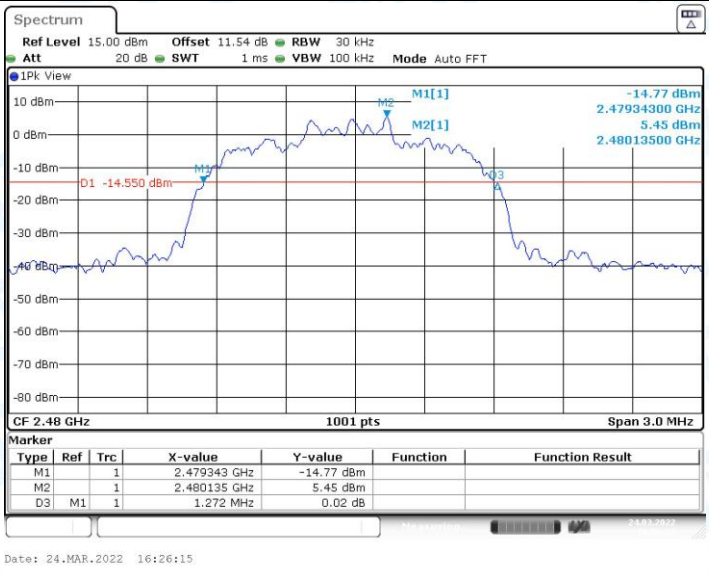

2DH5_Ant1_2480

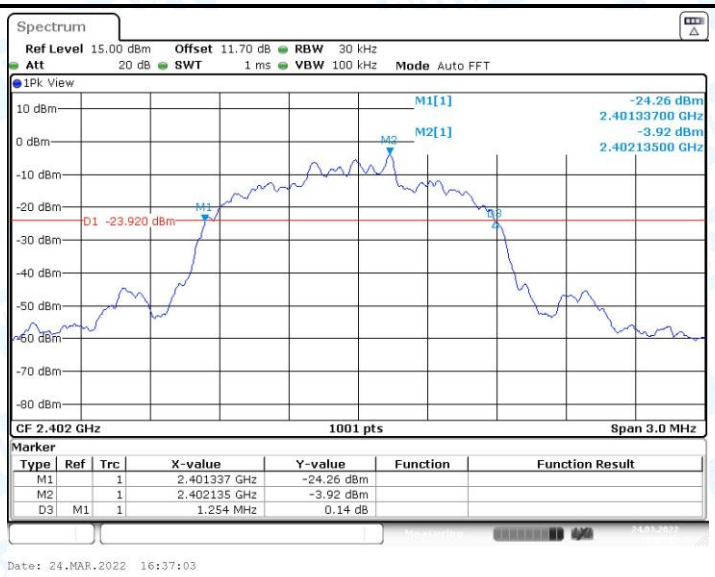

3DH5_Ant1_2402

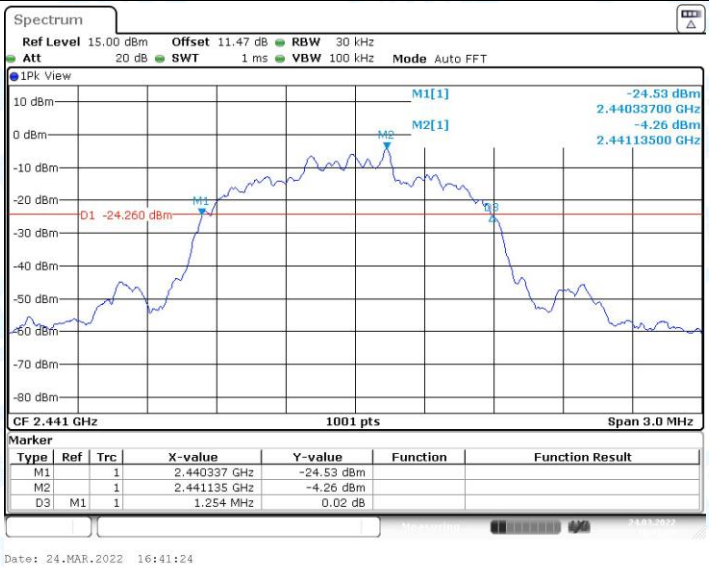

3DH5_Ant1_2441

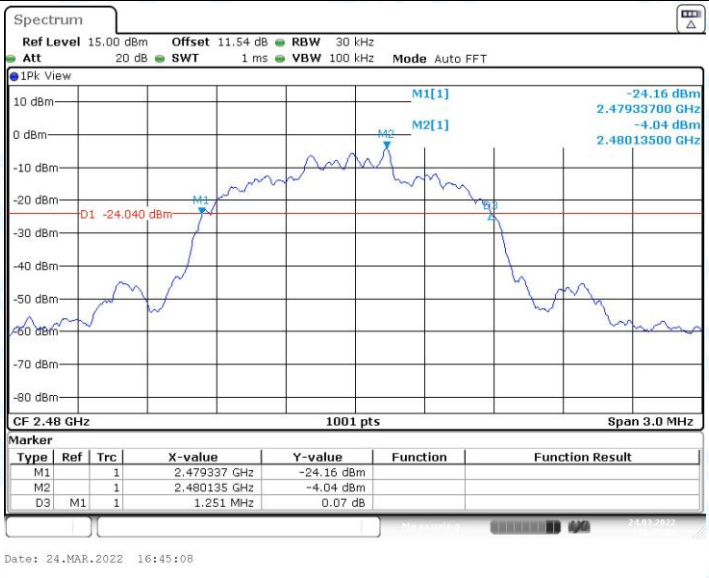

3DH5_Ant1_2480

2. Occupied channel bandwidth

2.1.Test Result

TestMode	Antenna	Channel	OCB [MHz]	FL[MHz]	FH[MHz]	Limit[MHz]	Verdict
DH5	Ant1	2402	0.764	2401.592	2402.357	---	
		2441	0.764	2440.592	2441.357	---	
		2480	0.761	2479.592	2480.354	---	
2DH5	Ant1	2402	1.16	2401.389	2402.548	---	---
		2441	1.154	2440.392	2441.545	---	---
		2480	1.154	2479.392	2480.545	---	---
3DH5	Ant1	2402	1.145	2401.401	2402.545	---	---
		2441	1.145	2440.401	2441.545	---	---
		2480	1.148	2479.398	2480.545	---	---

2.2.Test Graphs

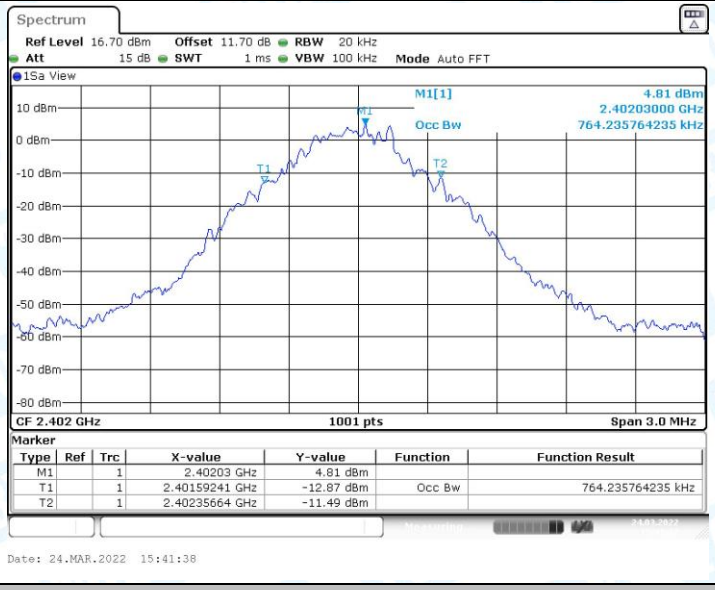

DH5_Ant1_2402

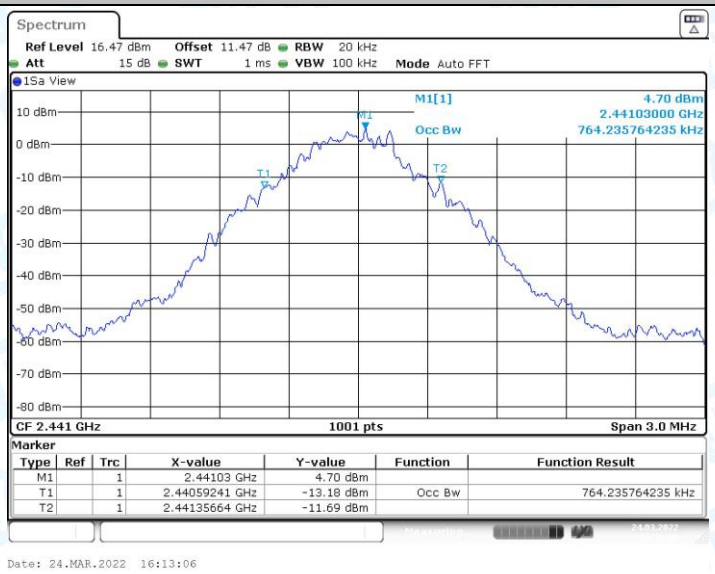

DH5_Ant1_2441

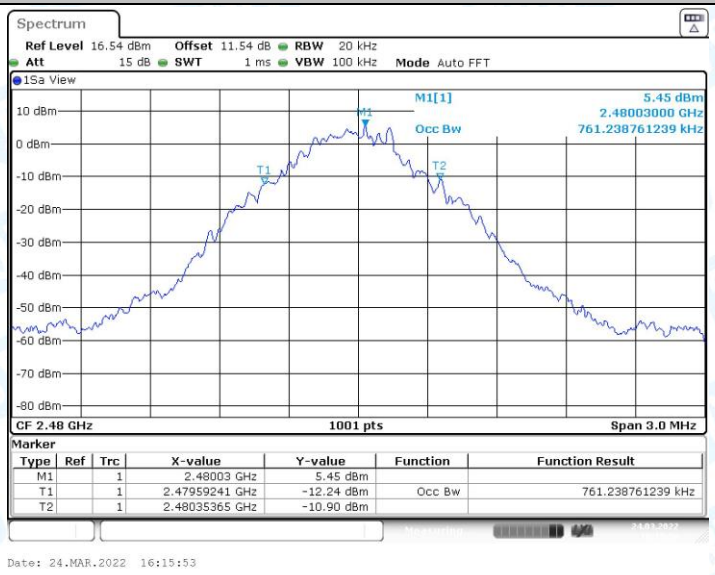

DH5_Ant1_2480

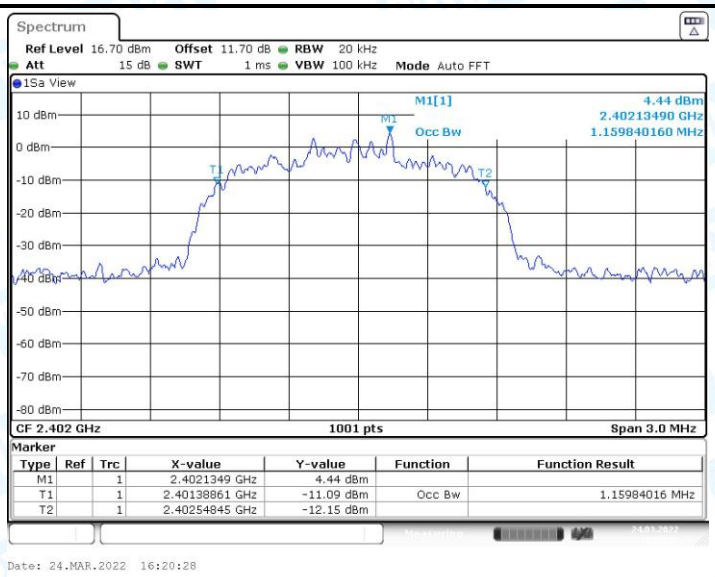

2DH5_Ant1_2402

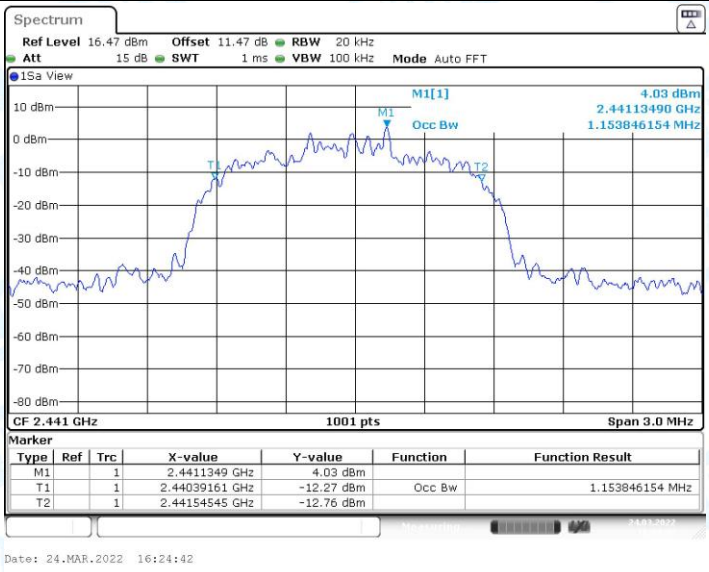

2DH5_Ant1_2441

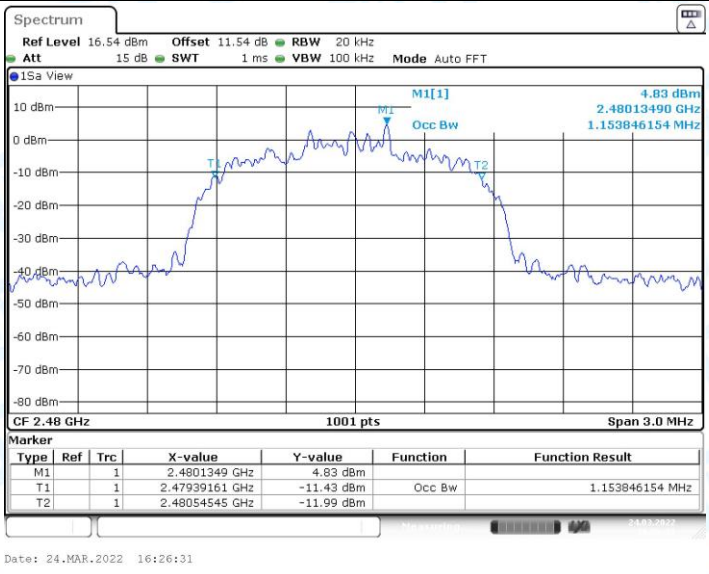

2DH5_Ant1_2480

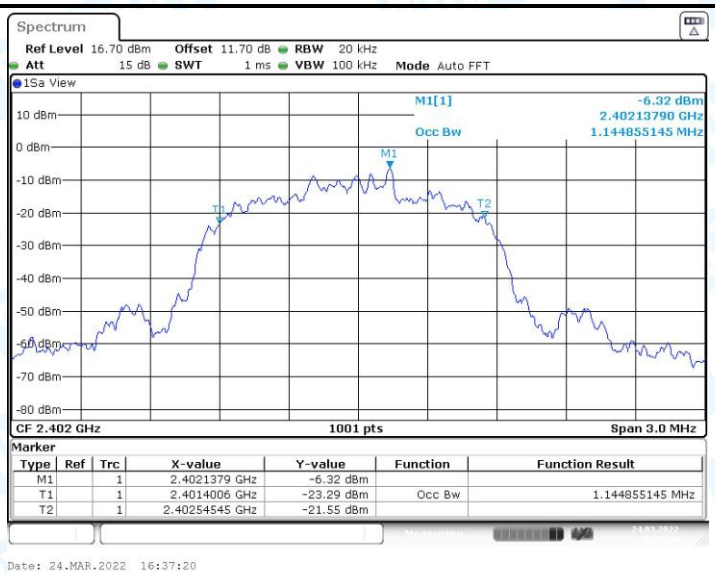

3DH5_Ant1_2402

3DH5_Ant1_2441

3DH5_Ant1_2480

3. Maximum conducted output power

3.1.Test Result

TestMode	Antenna	Channel	Result[dBm]	Limit[dBm]	Verdict
DH5	Ant1	2402	-1.02	≤20.97	PASS
		2441	-1.19	≤20.97	PASS
		2480	-0.93	≤20.97	PASS
2DH5	Ant1	2402	-1.61	≤20.97	PASS
		2441	-1.77	≤20.97	PASS
		2480	-1.51	≤20.97	PASS
3DH5	Ant1	2402	-1.45	≤20.97	PASS
		2441	-1.76	≤20.97	PASS
		2480	-1.55	≤20.97	PASS

3.2.Test Graphs

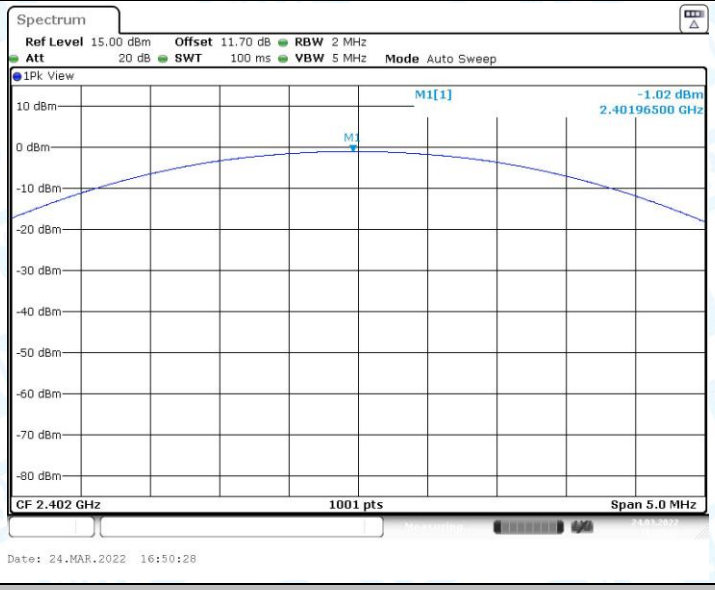

DH5_Ant1_2402

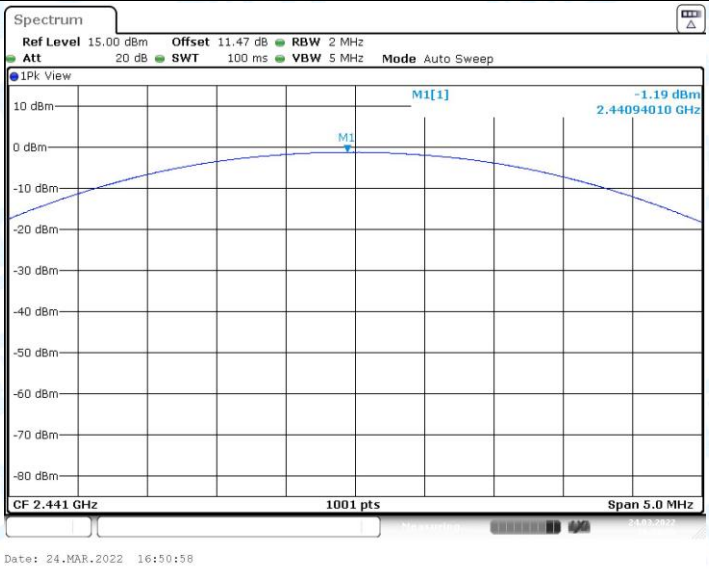

DH5_Ant1_2441

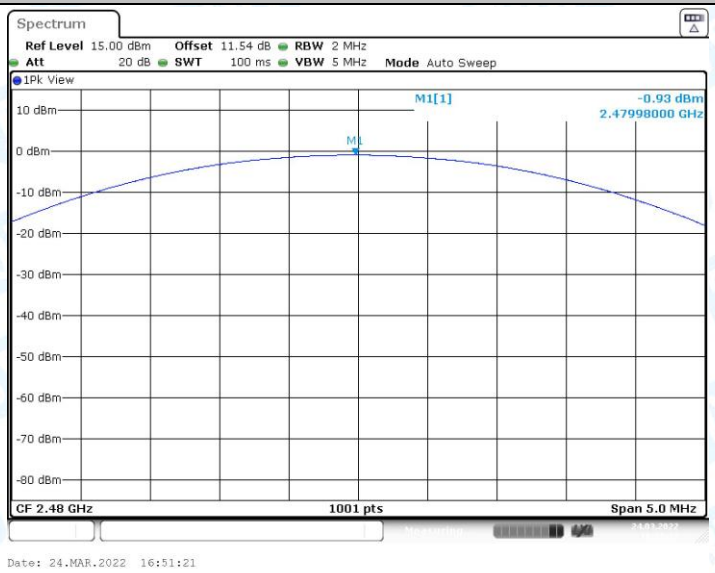

DH5_Ant1_2480

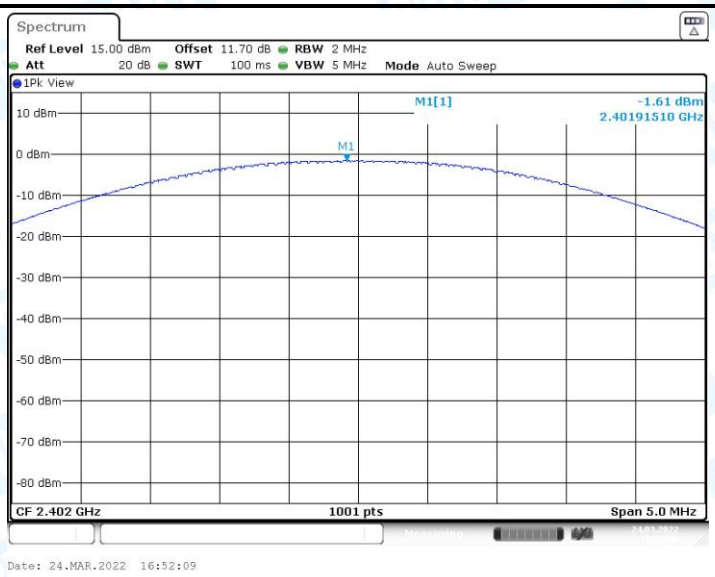

2DH5_Ant1_2402

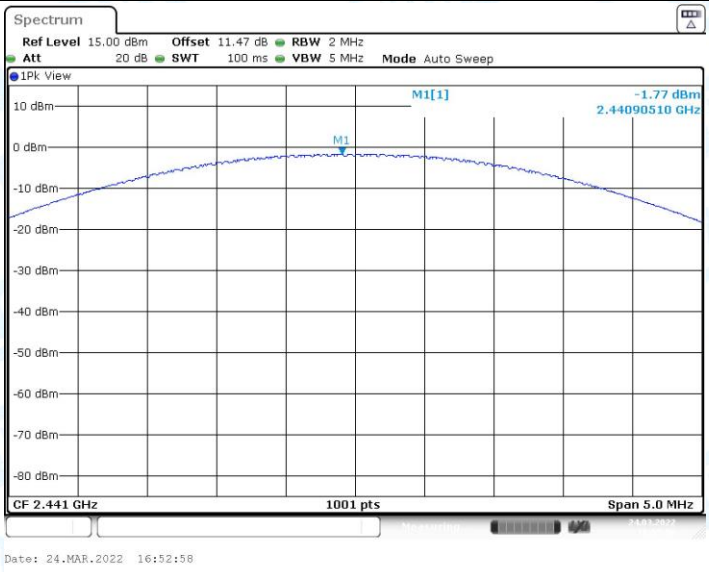

2DH5_Ant1_2441

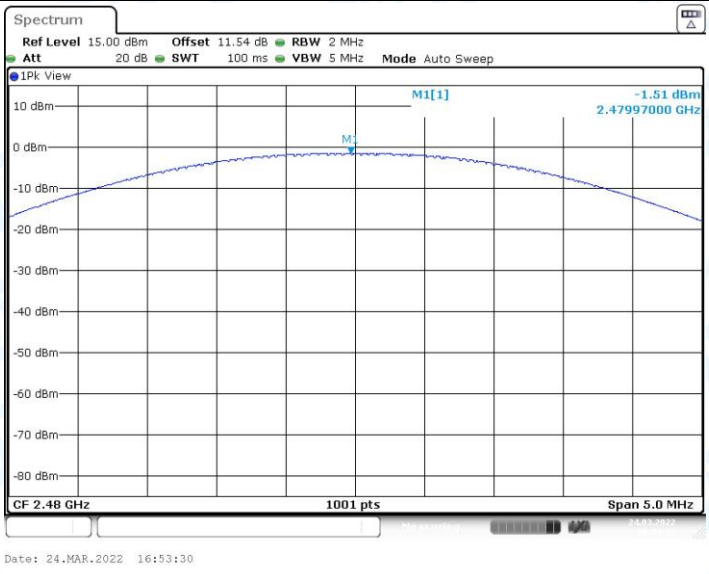

2DH5_Ant1_2480

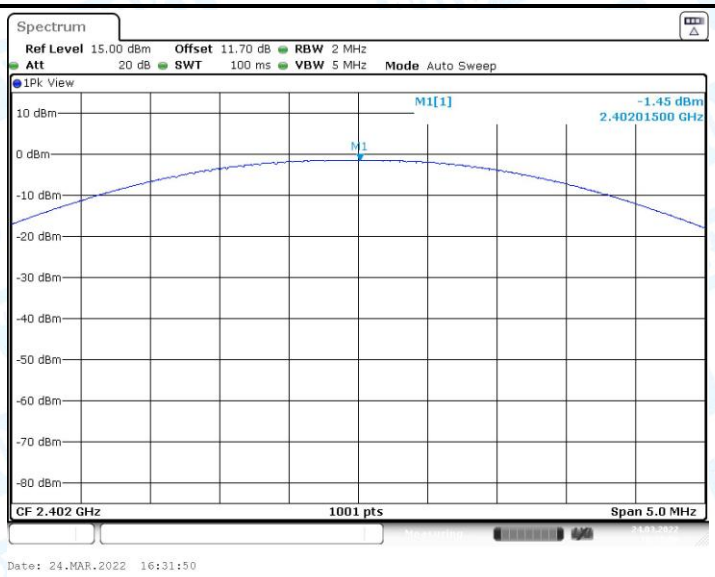

3DH5_Ant1_2402

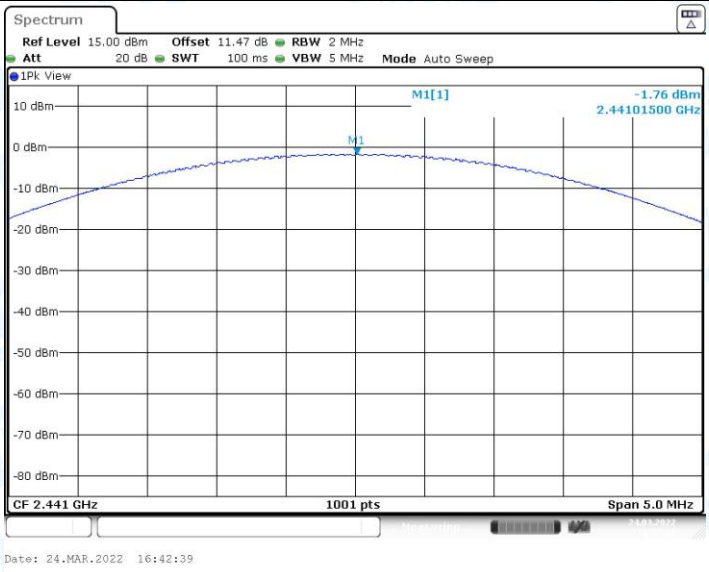

3DH5_Ant1_2441

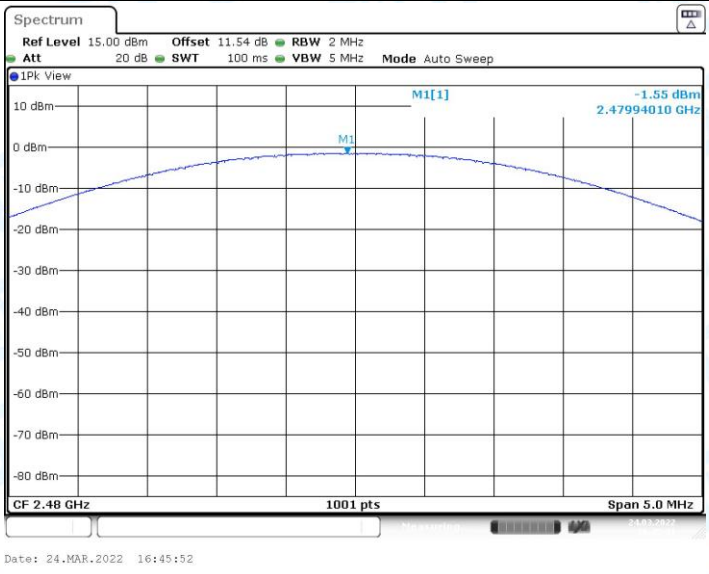

3DH5_Ant1_2480

4. Carrier frequency separation

4.1.Test Result

TestMode	Antenna	Channel	Result[MHz]	Limit[MHz]	Verdict
DH5	Ant1	Hop	1.003	≥0.560	PASS
2DH5	Ant1	Hop	1.322	≥0.840	PASS
3DH5	Ant1	Hop	1.388	≥0.830	PASS

4.2.Test Graphs

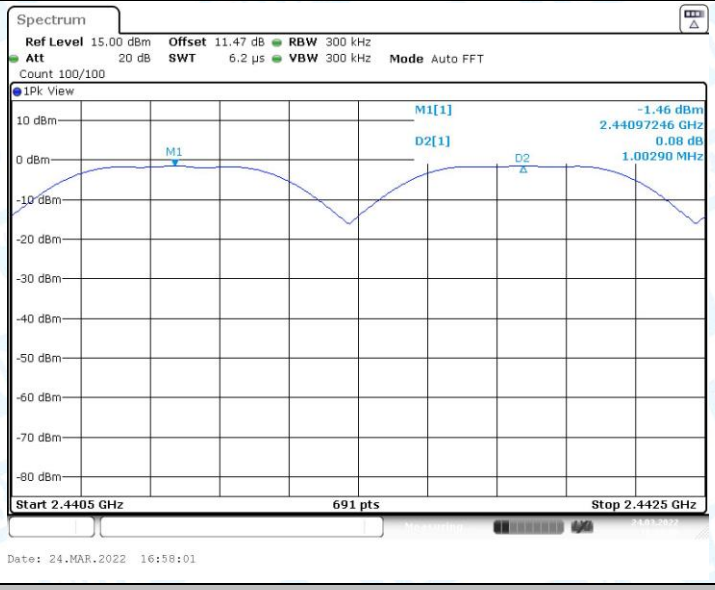

DH5_Ant1_Hop

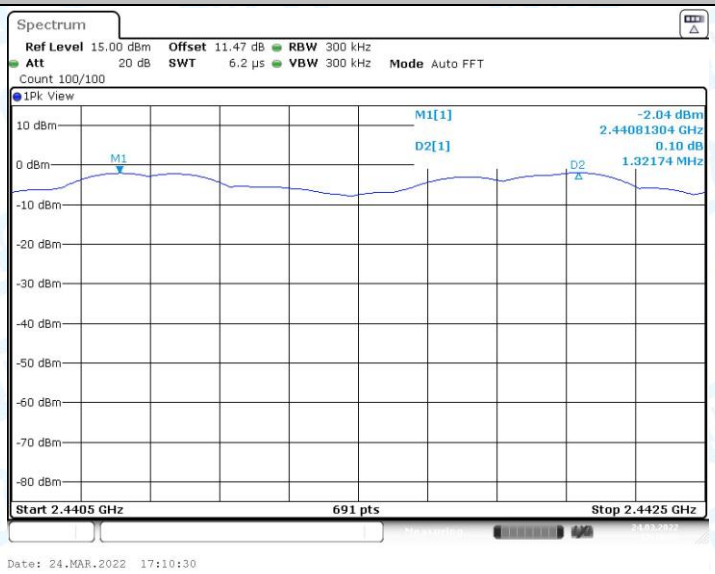

2DH5_Ant1_Hop

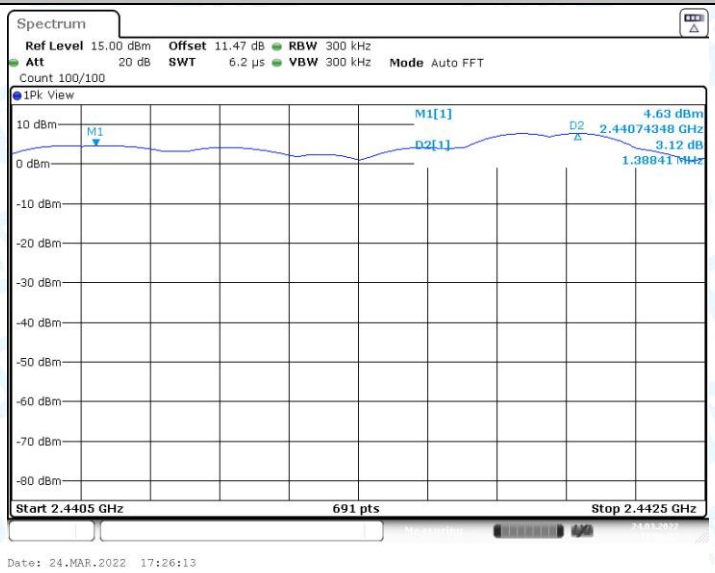

3DH5_Ant1_Hop

5. Time of occupancy

5.1.Test Result

TestMode	Antenna	Channel	BurstWidth [ms]	TotalHops [Num]	Result[s]	Limit[s]	Verdict
DH1	Ant1	Hop	0.37	320	0.12	≤0.4	PASS
DH3	Ant1	Hop	1.62	160	0.26	≤0.4	PASS
DH5	Ant1	Hop	2.86	106.67	0.305	≤0.4	PASS
2DH1	Ant1	Hop	0.38	320	0.122	≤0.4	PASS
2DH3	Ant1	Hop	1.63	160	0.26	≤0.4	PASS
2DH5	Ant1	Hop	2.87	106.67	0.306	≤0.4	PASS
3DH1	Ant1	Hop	0.38	320	0.122	≤0.4	PASS
3DH3	Ant1	Hop	1.62	160	0.26	≤0.4	PASS
3DH5	Ant1	Hop	2.87	106.67	0.306	≤0.4	PASS

5.2.Test Graphs

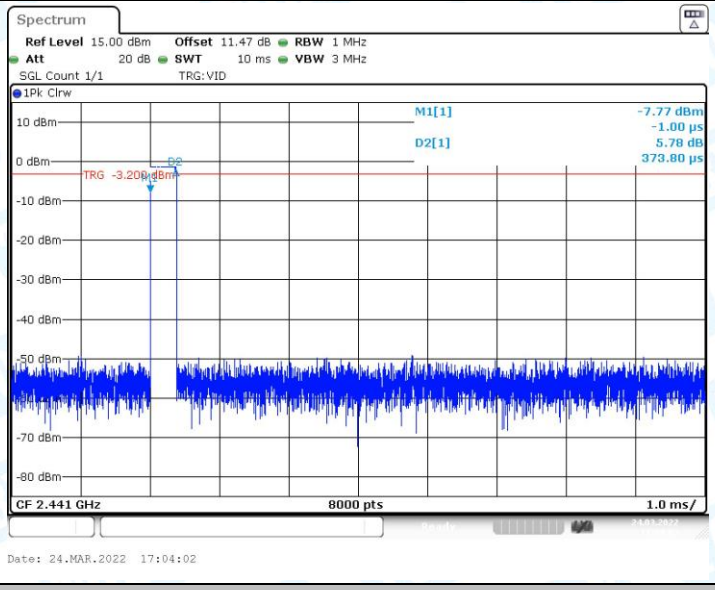

DH1_Ant1_Hop

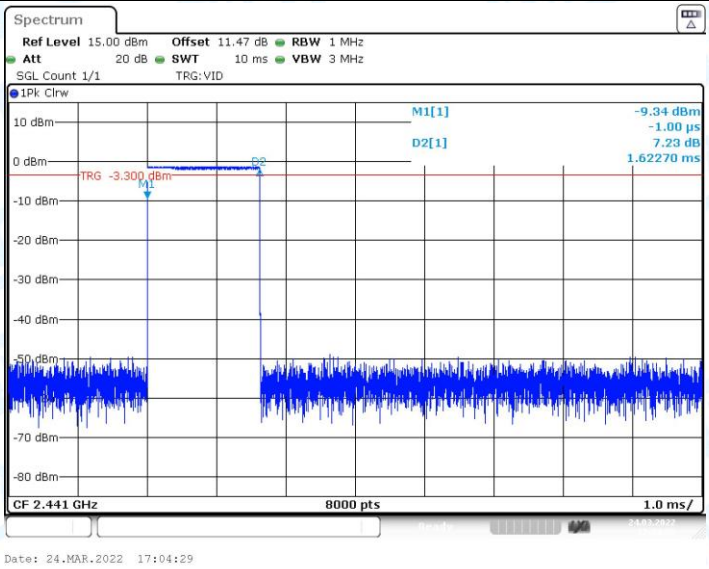

DH3_Ant1_Hop

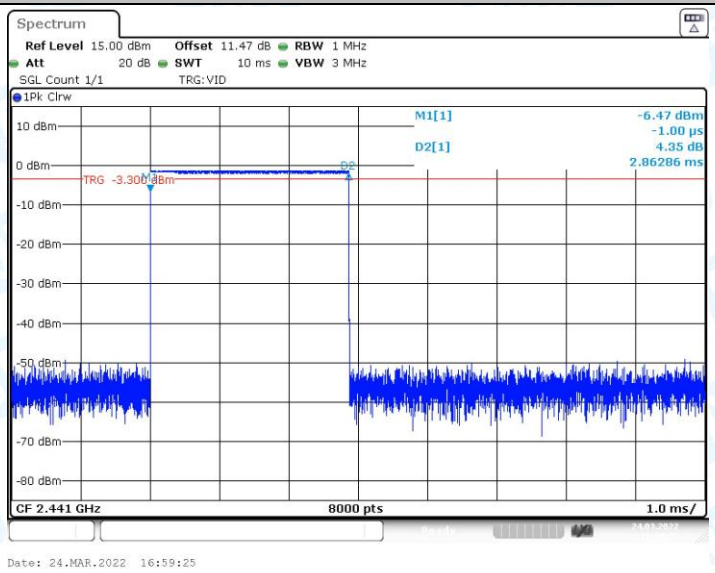

DH5_Ant1_Hop

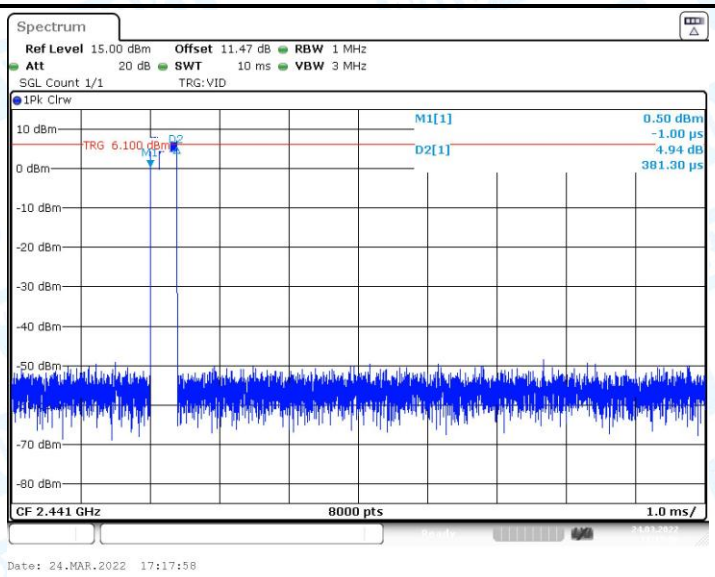

2DH1_Ant1_Hop

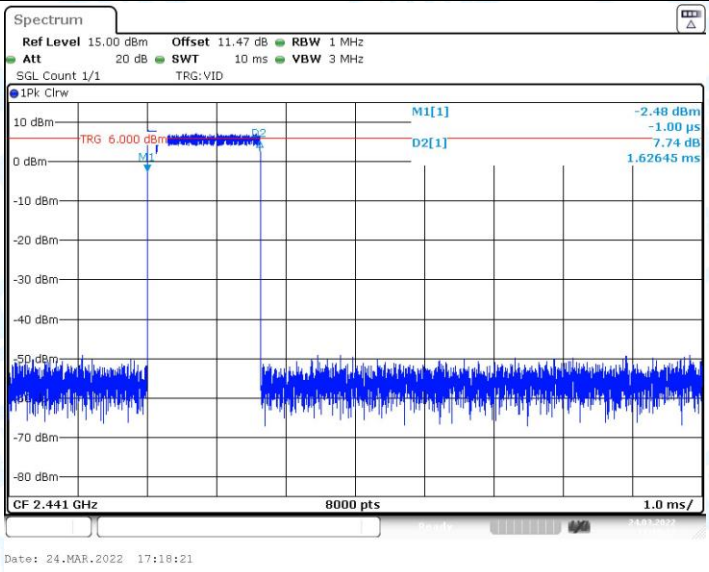

2DH3_Ant1_Hop

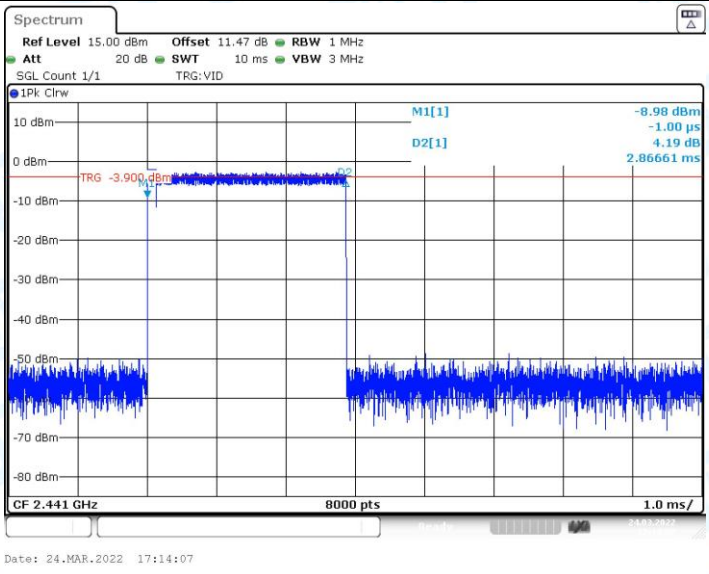

2DH5_Ant1_Hop

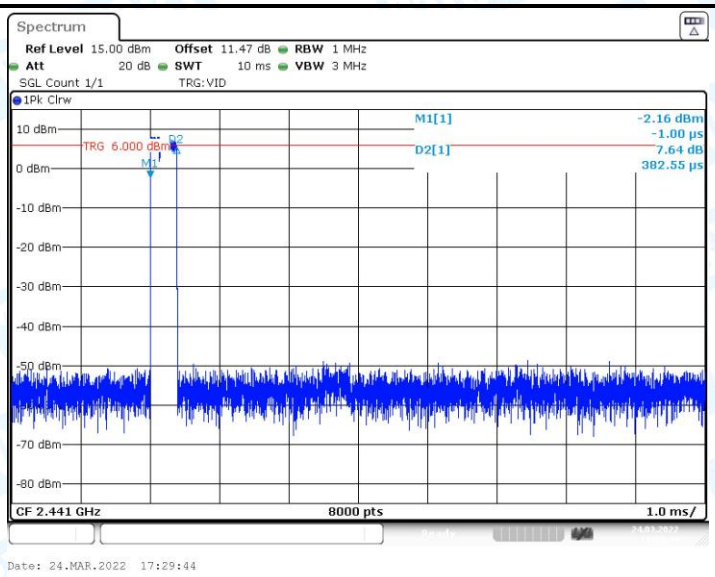

3DH1_Ant1_Hop

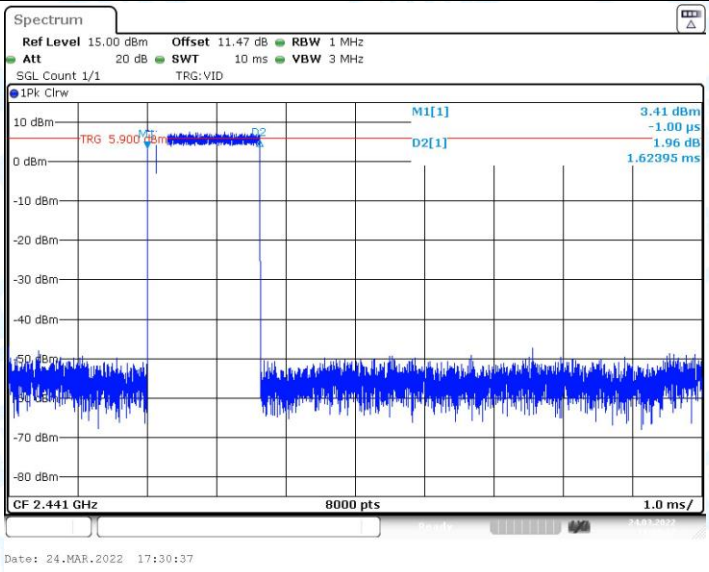

3DH3_Ant1_Hop

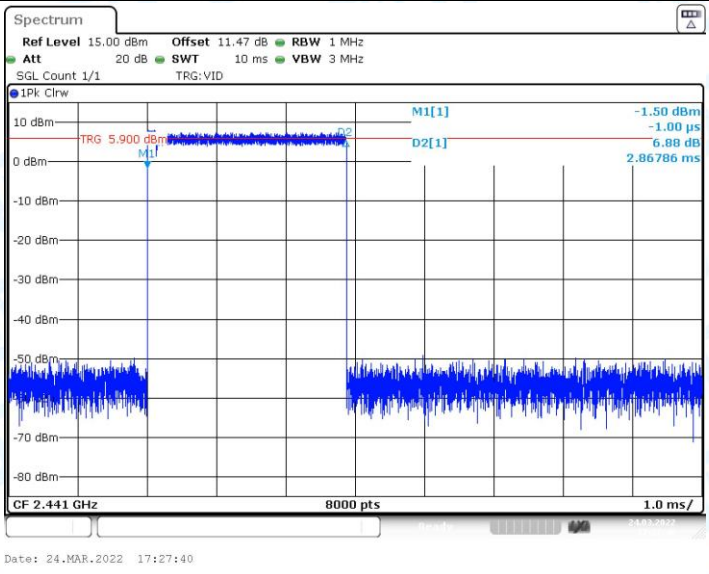

3DH5_Ant1_Hop

6. Number of hopping channels

6.1.Test Result

TestMode	Antenna	Channel	Result[Num]	Limit[Num]	Verdict
DH5	Ant1	Hop	79	≥15	PASS
2DH5	Ant1	Hop	79	≥15	PASS
3DH5	Ant1	Hop	79	≥15	PASS

6.2.Test Graphs

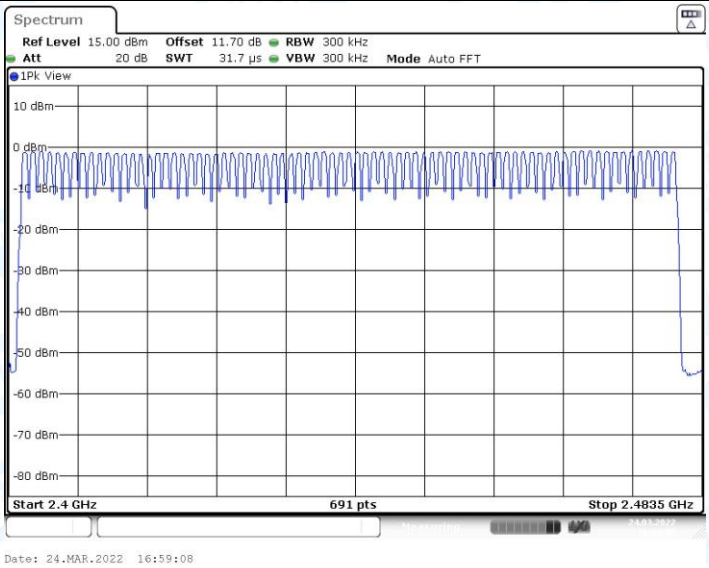

DH5_Ant1_Hop

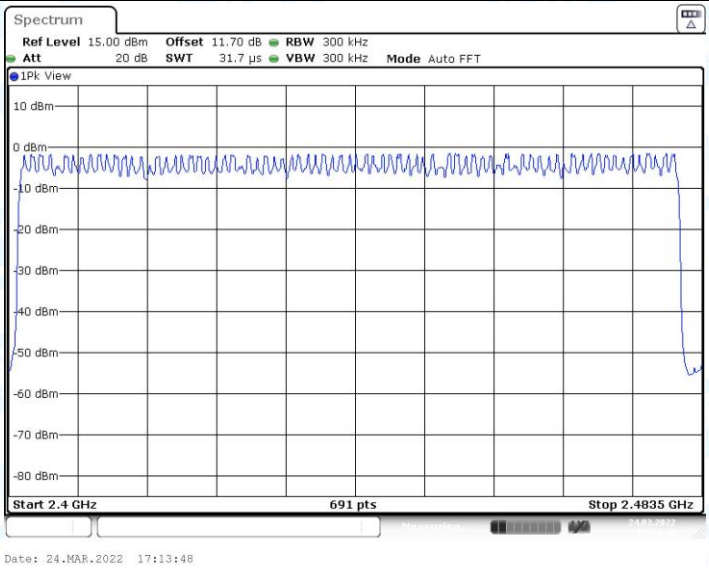

2DH5_Ant1_Hop

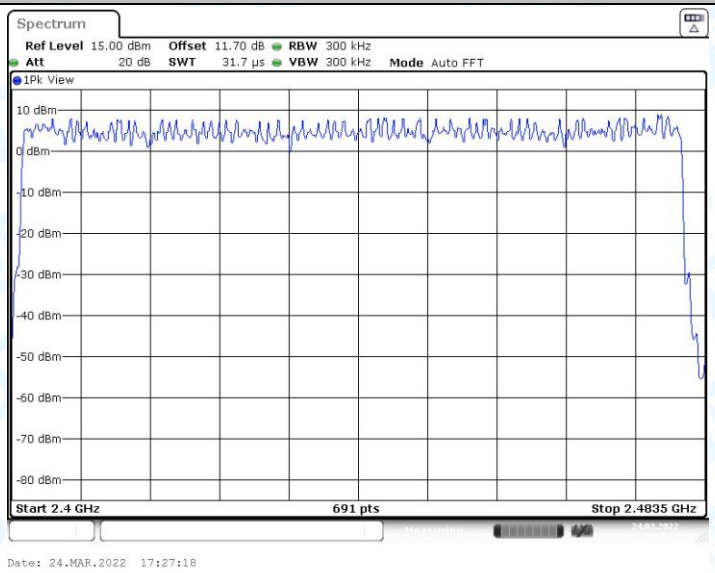

3DH5_Ant1_Hop

7.Band edge measurements

7.1.Test Result

TestMode	Antenna	ChName	Channel	RefLevel [dBm]	Result [dBm]	Limit [dBm]	Verdict
DH5	Ant1	Low	2402	8.07	-56.85	≤-11.93	PASS
		High	2480	8.52	-56.13	≤-11.48	PASS
		Low	Hop_2402	-1.69	-57.06	≤-21.69	PASS
		High	Hop_2480	8.67	-55.53	≤-11.33	PASS
2DH5	Ant1	Low	2402	7.89	-45.82	≤-12.11	PASS
		High	2480	8.52	-56.29	≤-11.48	PASS
		Low	Hop_2402	-1.85	-57.24	≤-21.85	PASS
		High	Hop_2480	-2.18	-56.01	≤-22.18	PASS
3DH5	Ant1	Low	2402	-1.66	-58.32	≤-21.66	PASS
		High	2480	-2.75	-56.45	≤-22.75	PASS
		Low	Hop_2402	6.26	-57.7	≤-13.74	PASS
		High	Hop_2480	8.54	-56.23	≤-11.46	PASS

7.2.Test Graphs

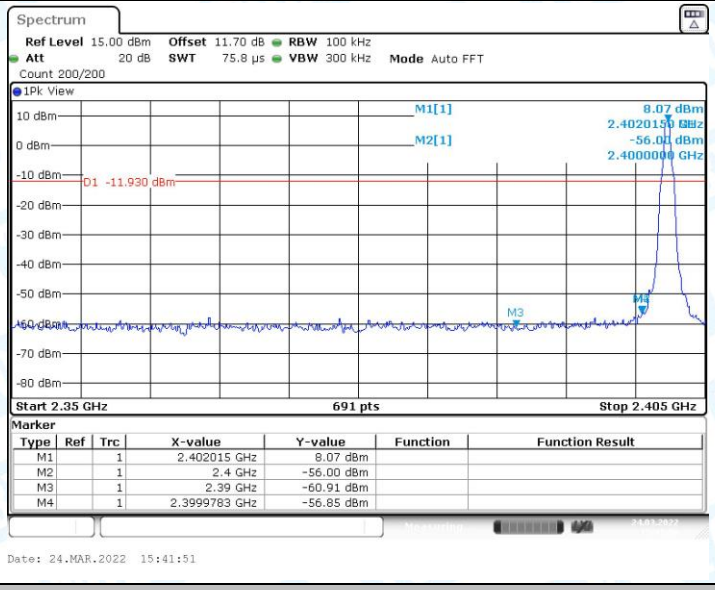

DH5_Ant1_Low_2402

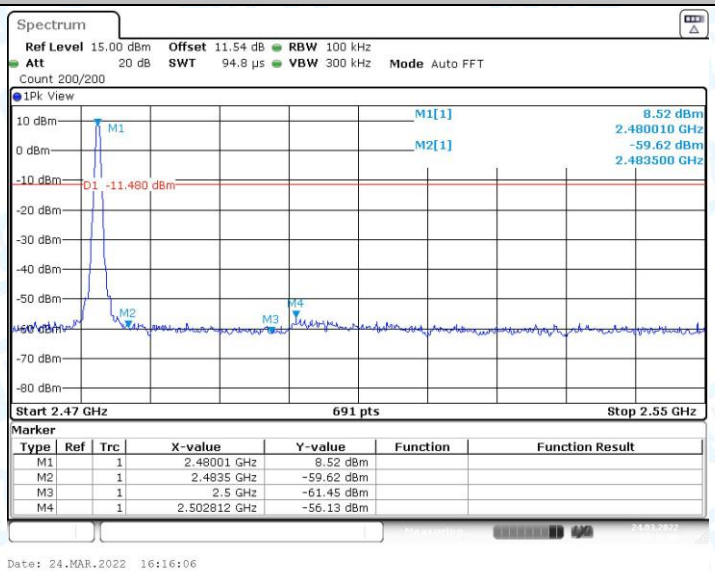

DH5_Ant1_High_2480

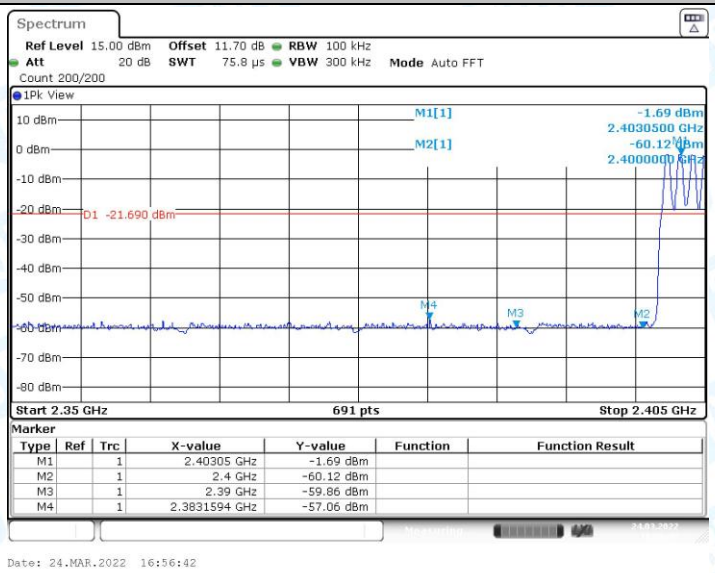

DH5_Ant1_Low_Hop_2402