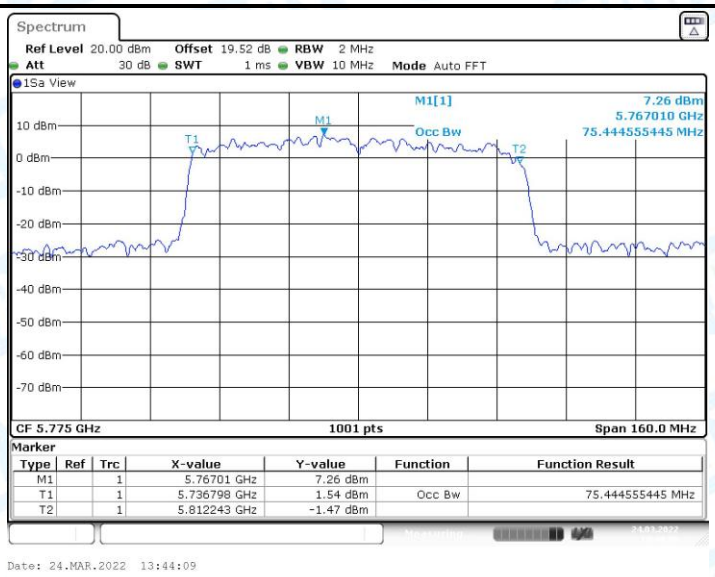


11AC80SISO_Ant1_5775

# 3. Min emission bandwidth

## 3.1.Test Result

| TestMode | Antenna | Channel | 6db EBW [MHz] | FL[MHz] | FH[MHz] | Limit[MHz] | Verdict |
|---|---|---|---|---|---|---|---|
| 11A | Ant1 | 5745 | 15.08 | 5737.36 | 5752.44 | 0.5 | PASS |
| | | 5785 | 15.12 | 5777.36 | 5792.48 | 0.5 | PASS |
| | | 5825 | 15.68 | 5816.80 | 5832.48 | 0.5 | PASS |
| 11N20SISO | Ant1 | 5745 | 15.12 | 5737.36 | 5752.48 | 0.5 | PASS |
| | | 5785 | 15.08 | 5777.36 | 5792.44 | 0.5 | PASS |
| | | 5825 | 15.12 | 5817.36 | 5832.48 | 0.5 | PASS |
| 11N40SISO | Ant1 | 5755 | 35.12 | 5737.32 | 5772.44 | 0.5 | PASS |
| | | 5795 | 35.12 | 5777.40 | 5812.52 | 0.5 | PASS |
| 11AC20SISO | Ant1 | 5745 | 15.12 | 5737.36 | 5752.48 | 0.5 | PASS |
| | | 5785 | 15.12 | 5777.36 | 5792.48 | 0.5 | PASS |
| | | 5825 | 15.12 | 5817.36 | 5832.48 | 0.5 | PASS |
| 11AC40SISO | Ant1 | 5755 | 35.20 | 5737.32 | 5772.52 | 0.5 | PASS |
| | | 5795 | 35.12 | 5777.32 | 5812.44 | 0.5 | PASS |
| 11AC80SISO | Ant1 | 5775 | 75.04 | 5737.40 | 5812.44 | 0.5 | PASS |

## 3.2.Test Graphs

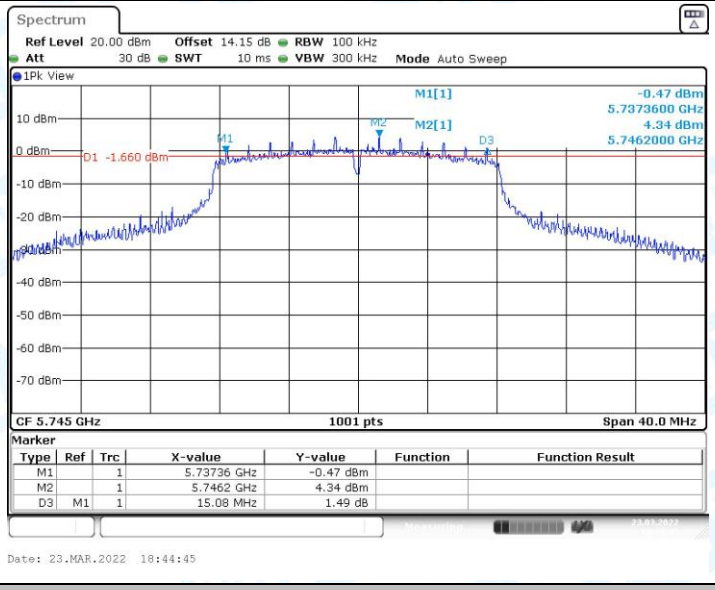


11A_Ant1_5745

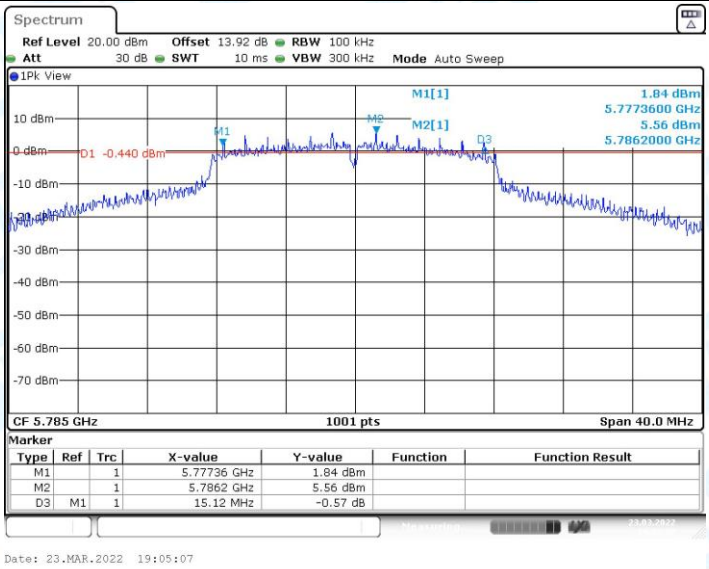


11A_Ant1_5785

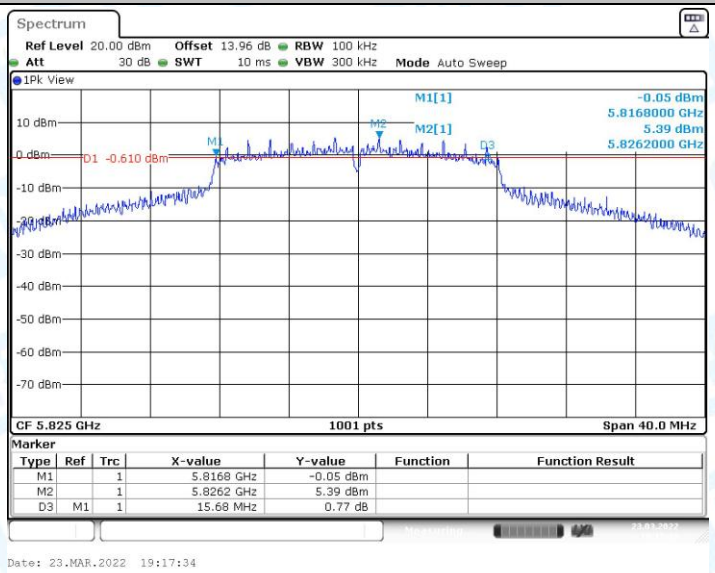


11A_Ant1_5825

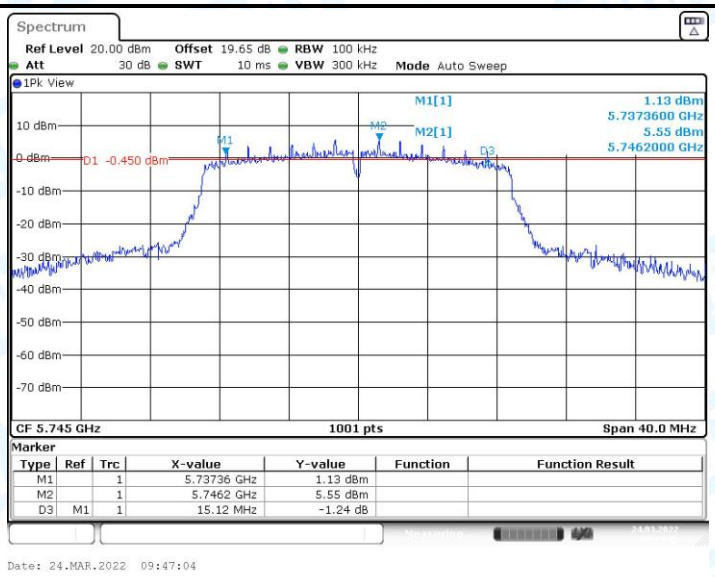


11N20SISO_Ant1_5745

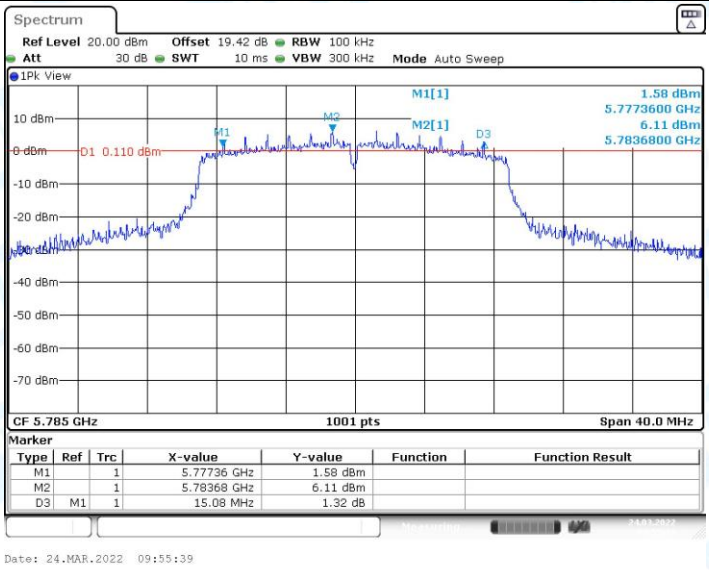


11N20SISO_Ant1_5785

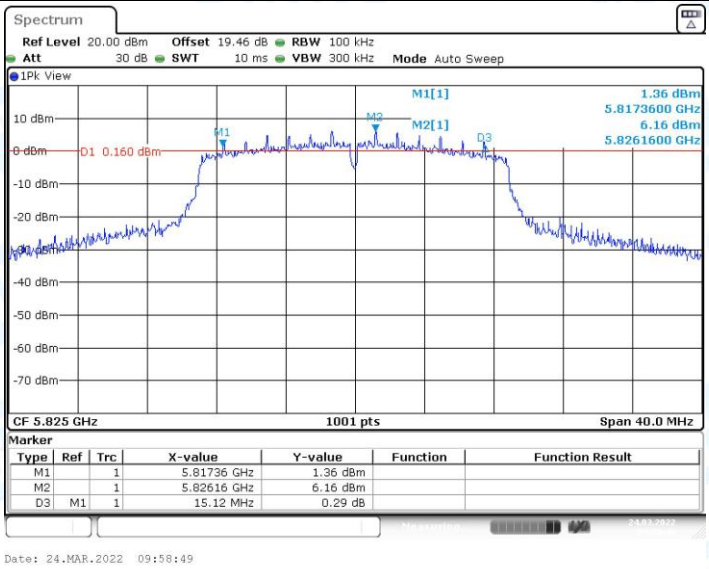


11N20SISO_Ant1_5825

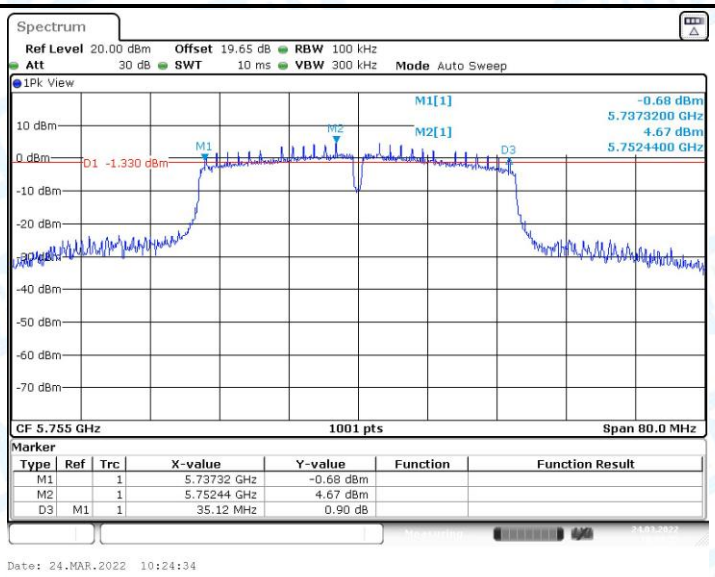


11N40SISO_Ant1_5755

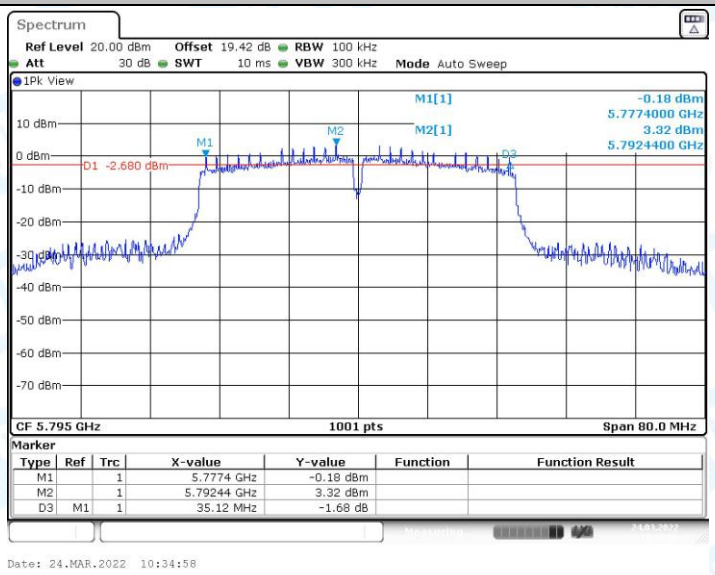


11N40SISO_Ant1_5795

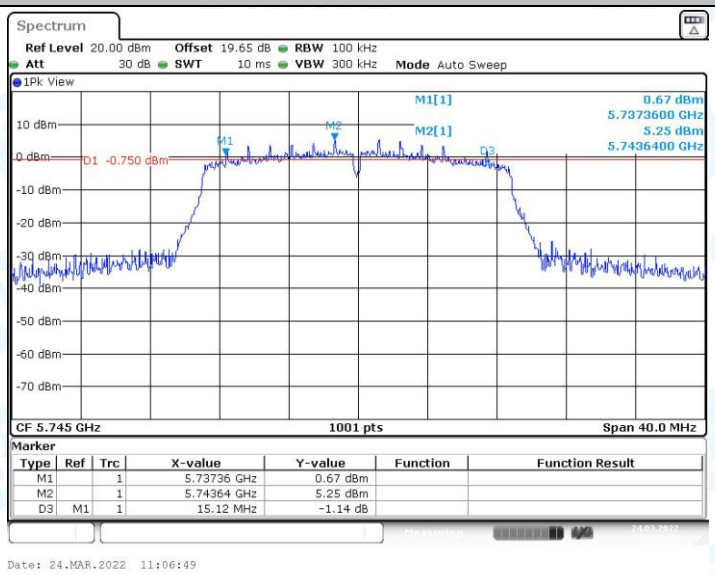


11AC20SISO_Ant1_5745

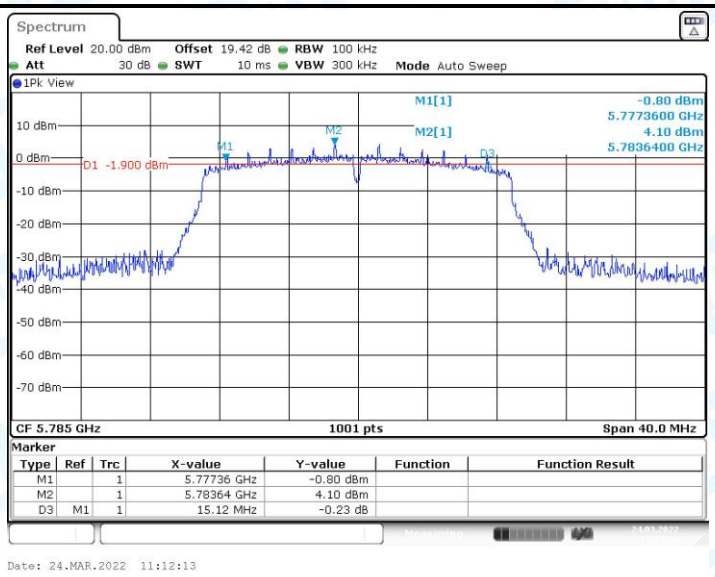


11AC20SISO_Ant1_5785

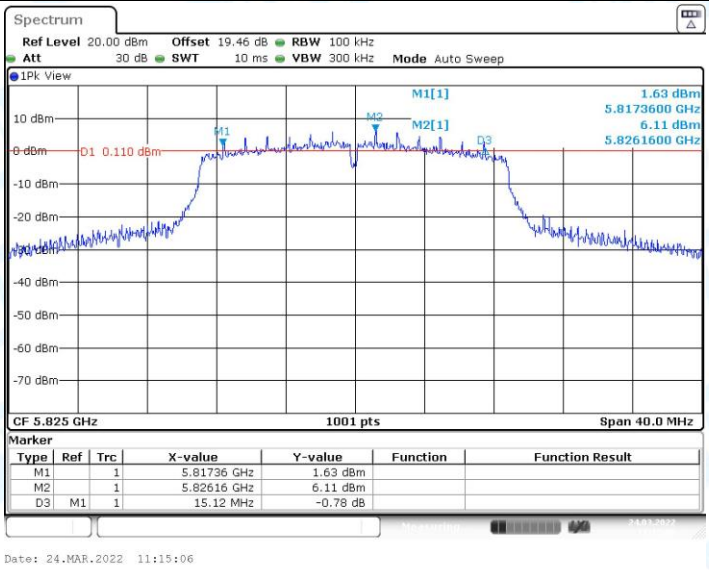


11AC20SISO_Ant1_5825

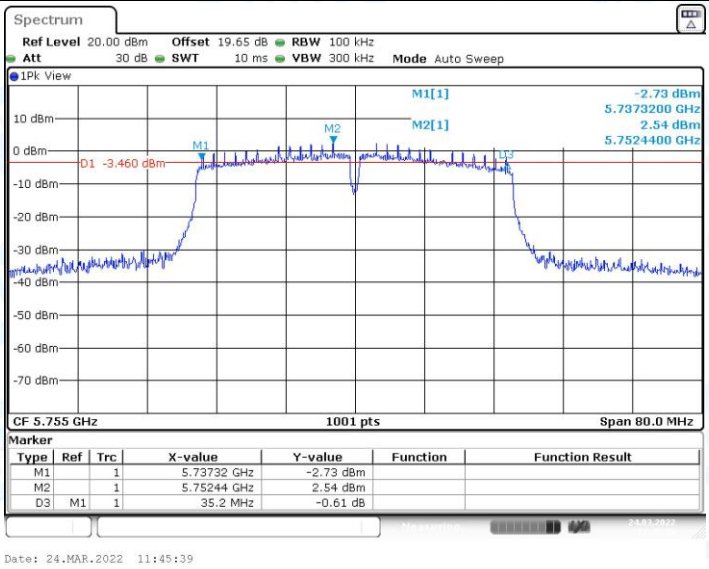


11AC40SISO_Ant1_5755

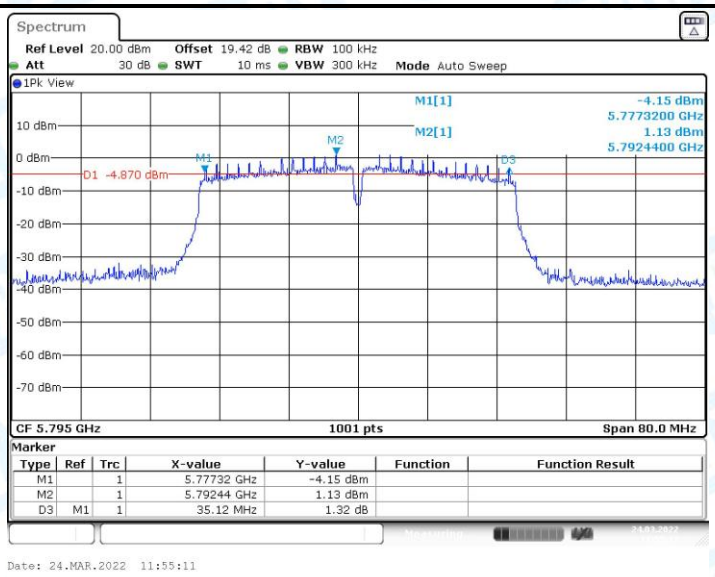


11AC40SISO_Ant1_5795

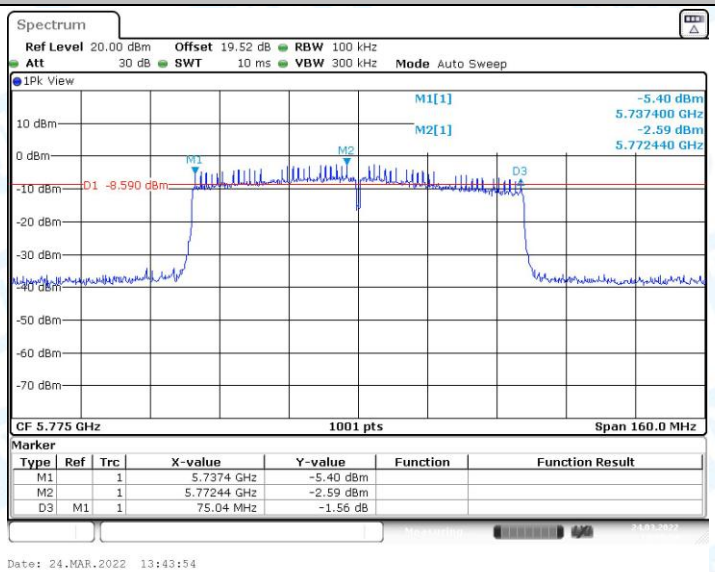


11AC80SISO_Ant1_5775

# 4. Maximum conducted output power

## 4.1.Test Result

| TestMode | Antenna | Channel | Result[dBm] | Limit[dBm] | Verdict |
|---|---|---|---|---|---|
| 11A | Ant1 | 5180 | 16.96 | ≤23.98 | PASS |
| | | 5220 | 17.26 | ≤23.98 | PASS |
| | | 5240 | 17.20 | ≤23.98 | PASS |
| | | 5745 | 16.36 | ≤30.00 | PASS |
| | | 5785 | 15.59 | ≤30.00 | PASS |
| | | 5825 | 15.22 | ≤30.00 | PASS |
| 11N20SISO | Ant1 | 5180 | 17.17 | ≤23.98 | PASS |
| | | 5220 | 17.53 | ≤23.98 | PASS |
| | | 5240 | 17.56 | ≤23.98 | PASS |
| | | 5745 | 18.05 | ≤30.00 | PASS |
| | | 5785 | 16.65 | ≤30.00 | PASS |
| | | 5825 | 16.44 | ≤30.00 | PASS |
| 11N40SISO | Ant1 | 5190 | 16.71 | ≤23.98 | PASS |
| | | 5230 | 17.44 | ≤23.98 | PASS |
| | | 5755 | 17.82 | ≤30.00 | PASS |
| | | 5795 | 16.31 | ≤30.00 | PASS |
| 11AC20SISO | Ant1 | 5180 | 16.81 | ≤23.98 | PASS |
| | | 5220 | 17.32 | ≤23.98 | PASS |
| | | 5240 | 17.30 | ≤23.98 | PASS |
| | | 5745 | 17.05 | ≤30.00 | PASS |
| | | 5785 | 16.66 | ≤30.00 | PASS |
| | | 5825 | 16.37 | ≤30.00 | PASS |
| 11AC40SISO | Ant1 | 5190 | 16.79 | ≤23.98 | PASS |
| | | 5230 | 17.32 | ≤23.98 | PASS |
| | | 5755 | 17.64 | ≤30.00 | PASS |
| | | 5795 | 17.58 | ≤30.00 | PASS |
| 11AC80SISO | Ant1 | 5210 | 17.32 | ≤23.98 | PASS |
| | | 5775 | 17.12 | ≤30.00 | PASS |

Note: The Duty Cycle Factor is compensated in the graph.

## 4.2.Test Graphs

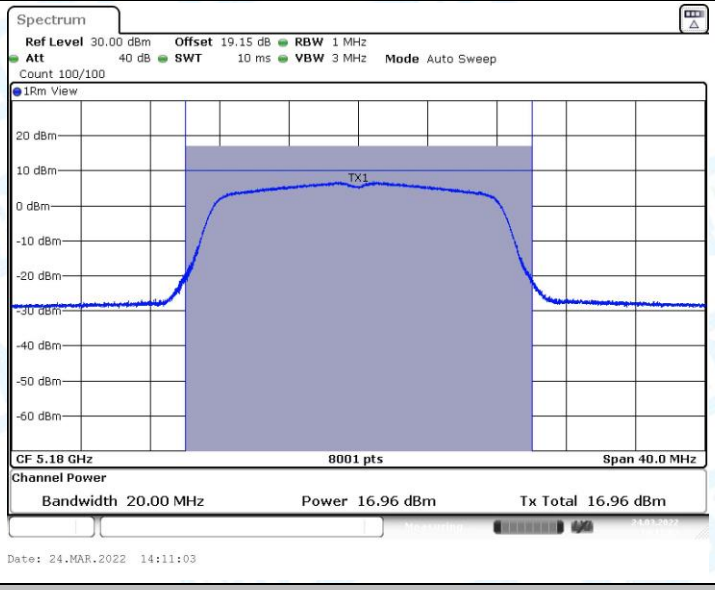


11A_Ant1_5180

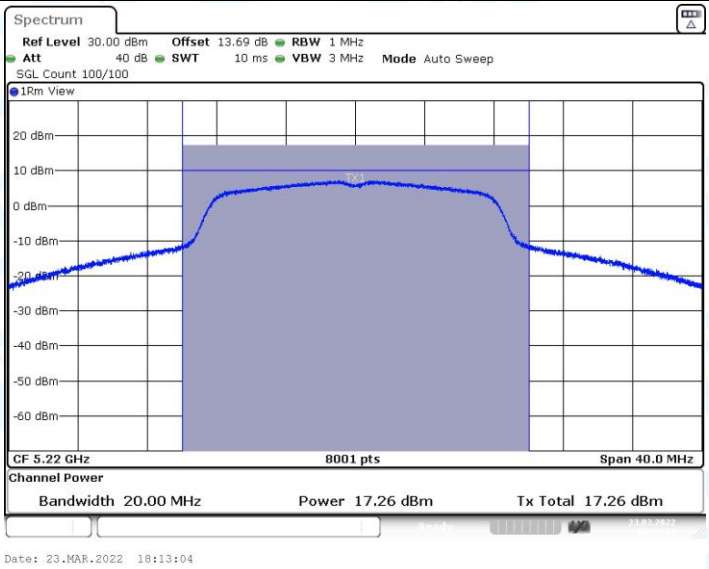


11A_Ant1_5220

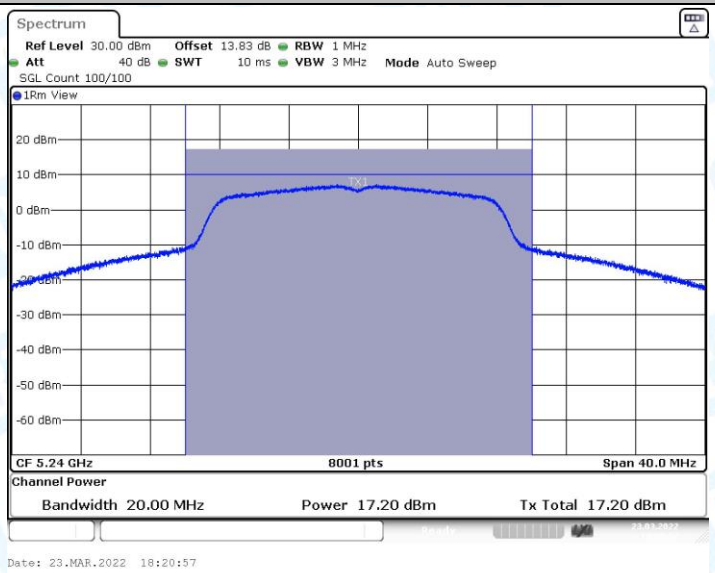


11A_Ant1_5240

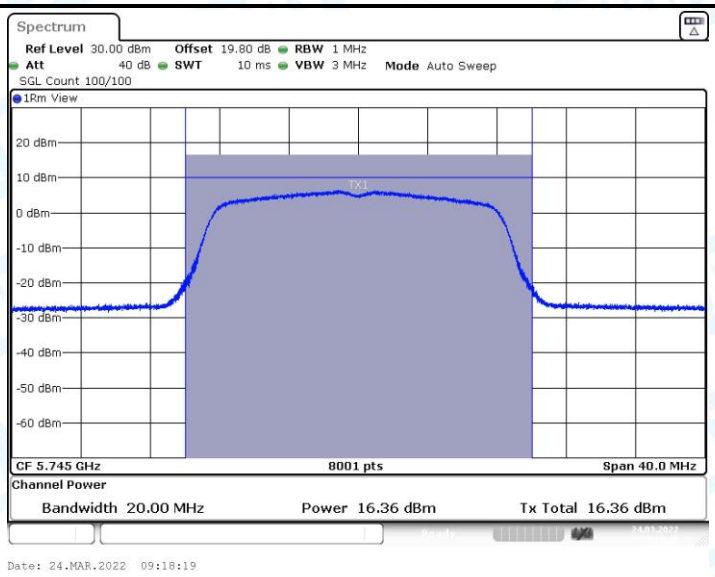


11A_Ant1_5745

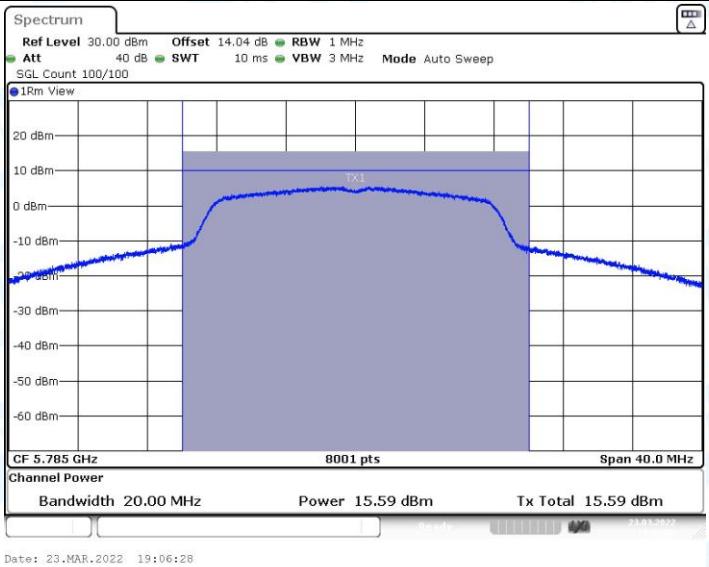


11A_Ant1_5785

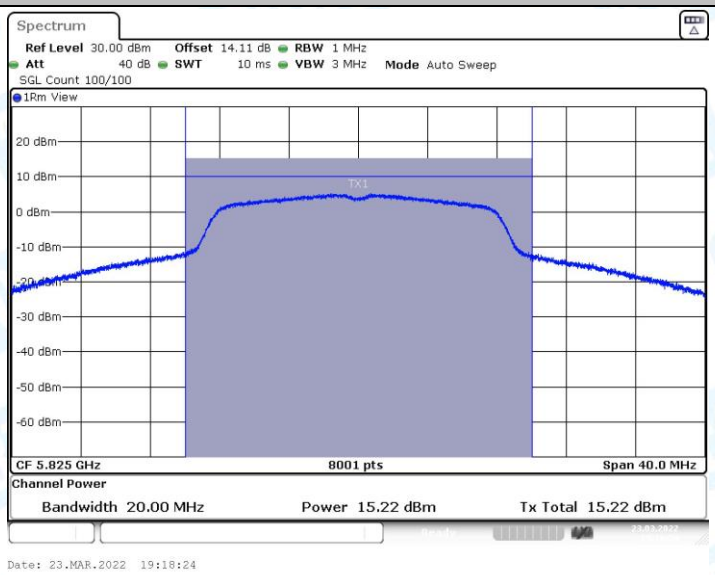


11A_Ant1_5825

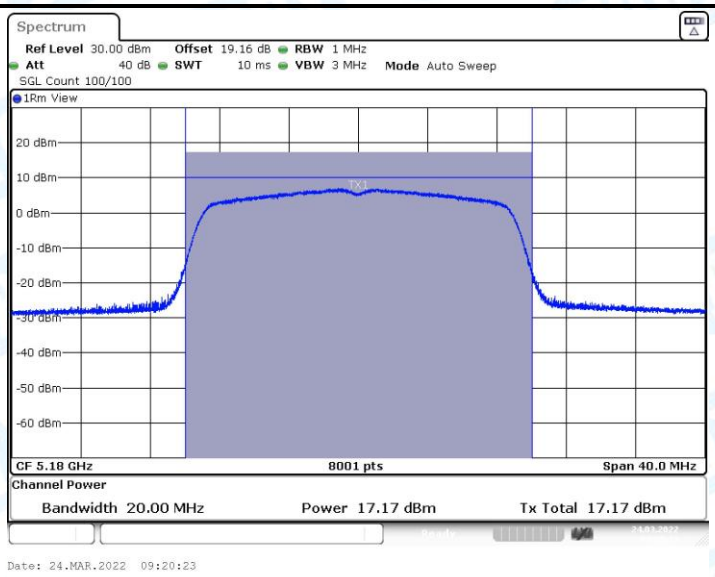


11N20SISO_Ant1_5180

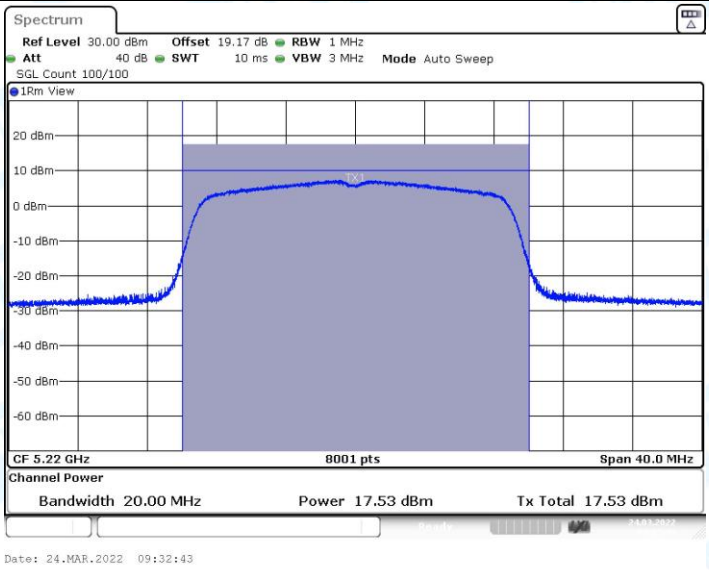


11N20SISO_Ant1_5220

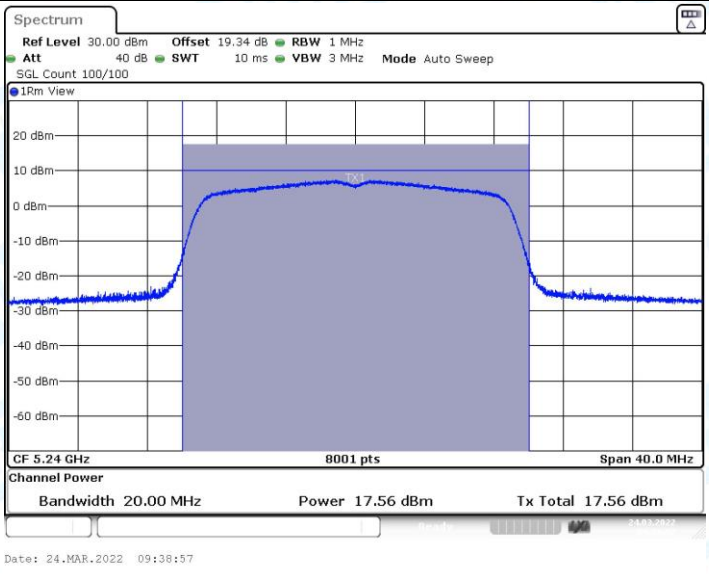


11N20SISO_Ant1_5240

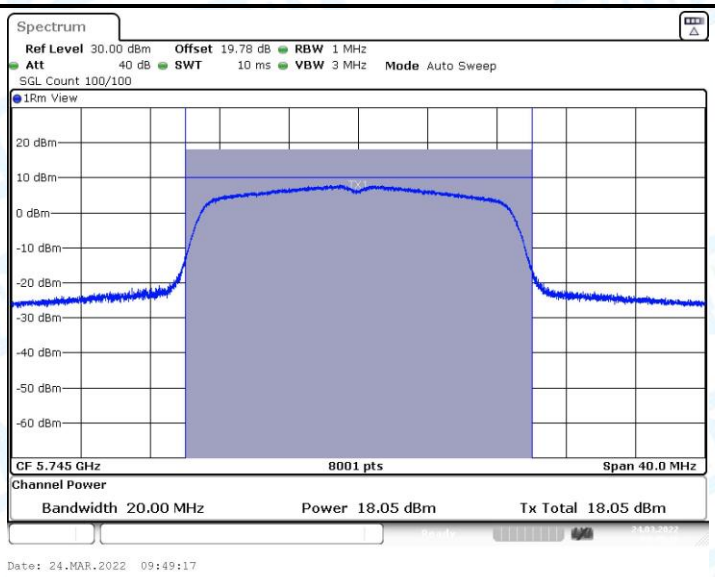


11N20SISO_Ant1_5745

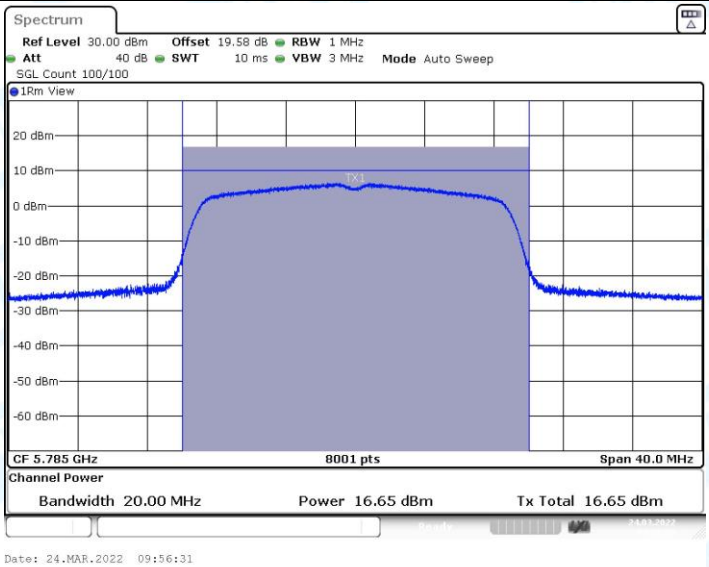


11N20SISO_Ant1_5785

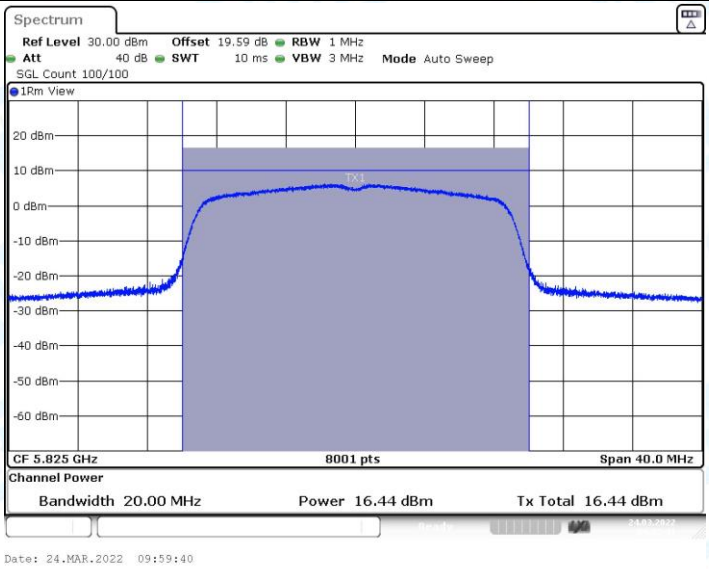


11N20SISO_Ant1_5825

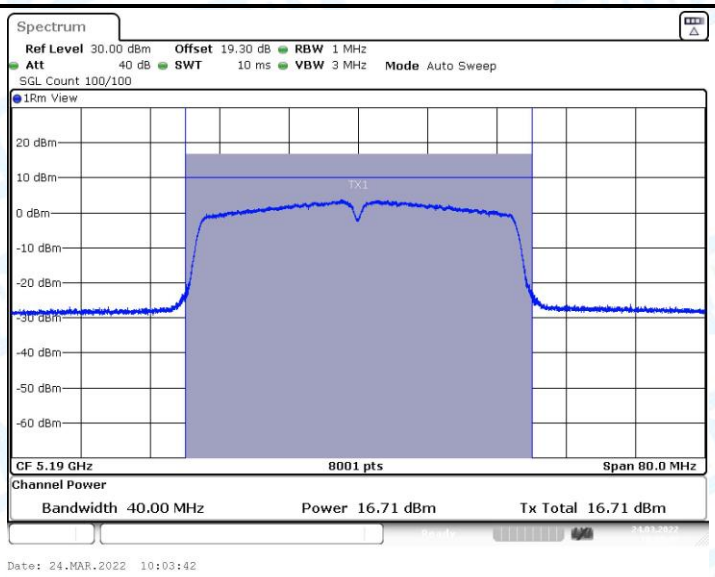


11N40SISO_Ant1_5190

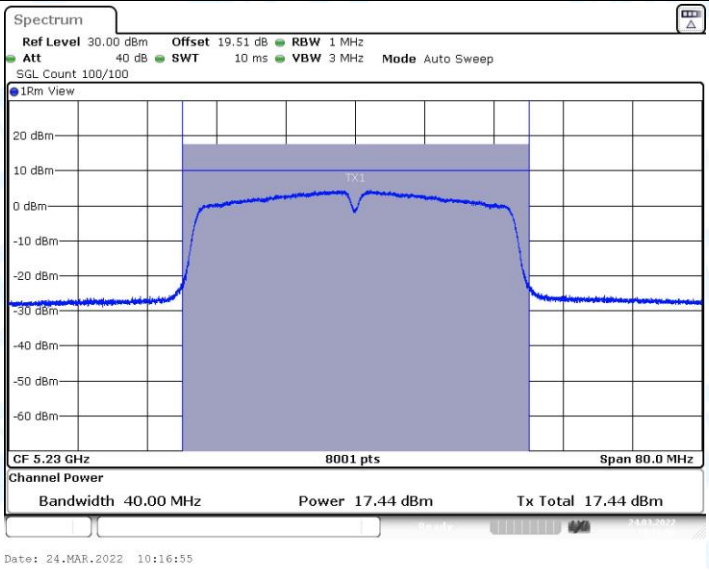


11N40SISO_Ant1_5230

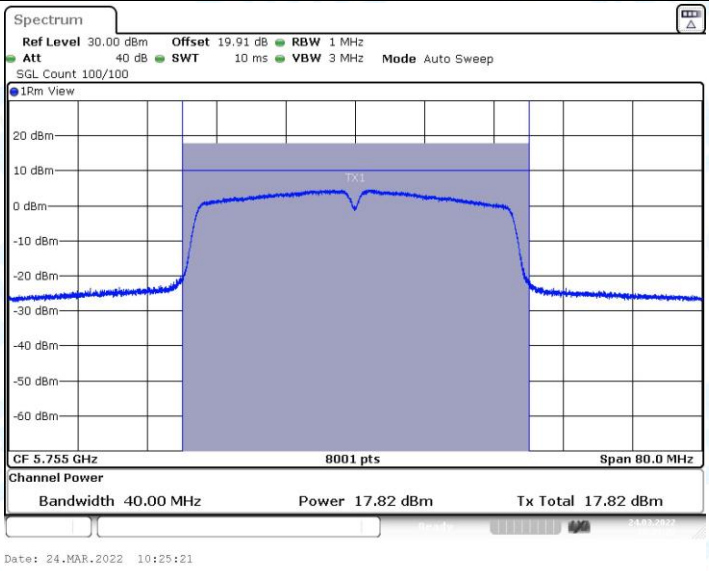


11N40SISO_Ant1_5755

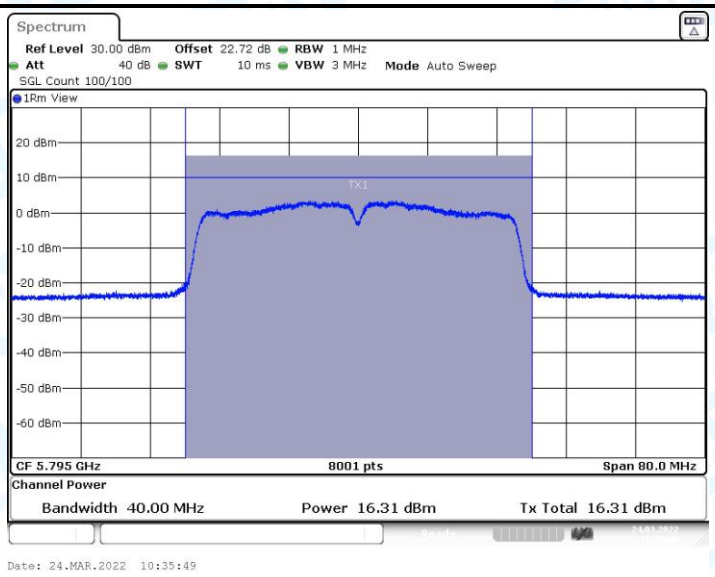


11N40SISO_Ant1_5795

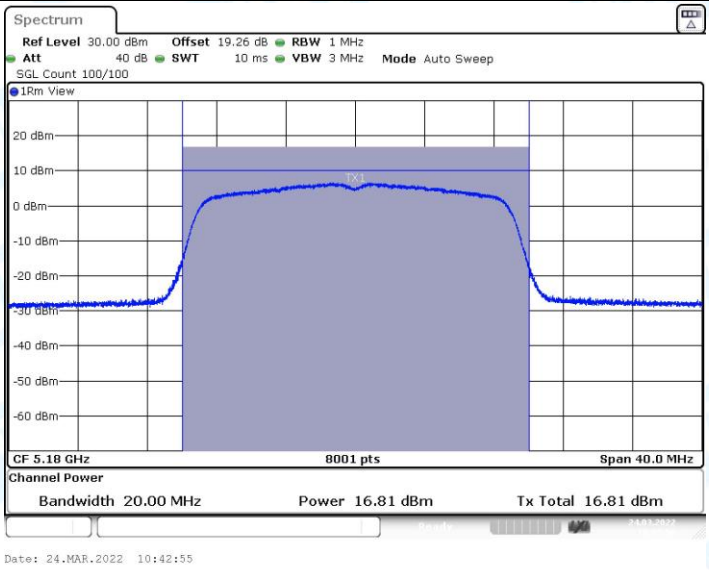


11AC20SISO_Ant1_5180

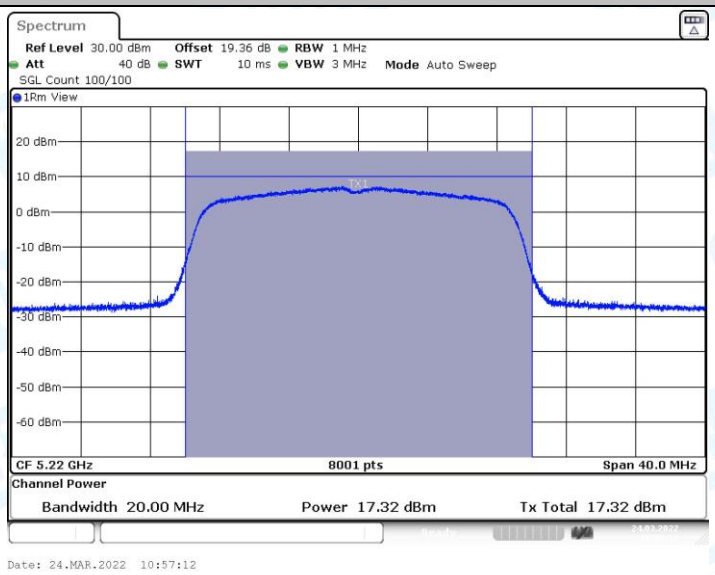


11AC20SISO_Ant1_5220

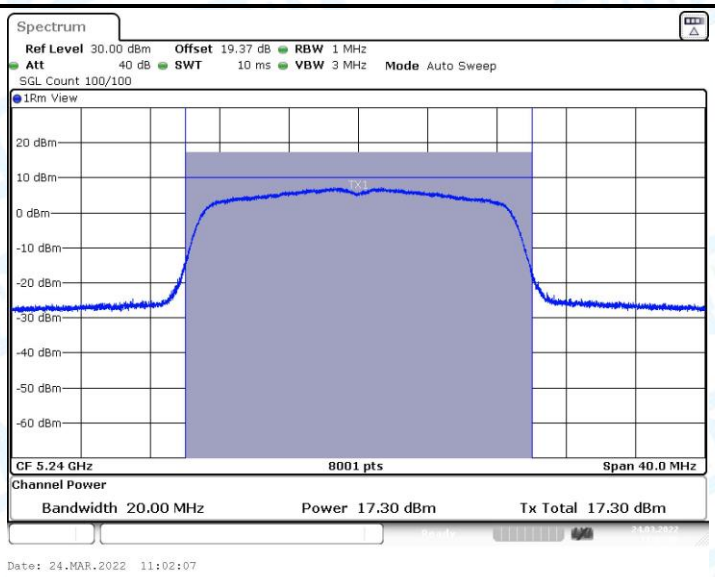


11AC20SISO_Ant1_5240

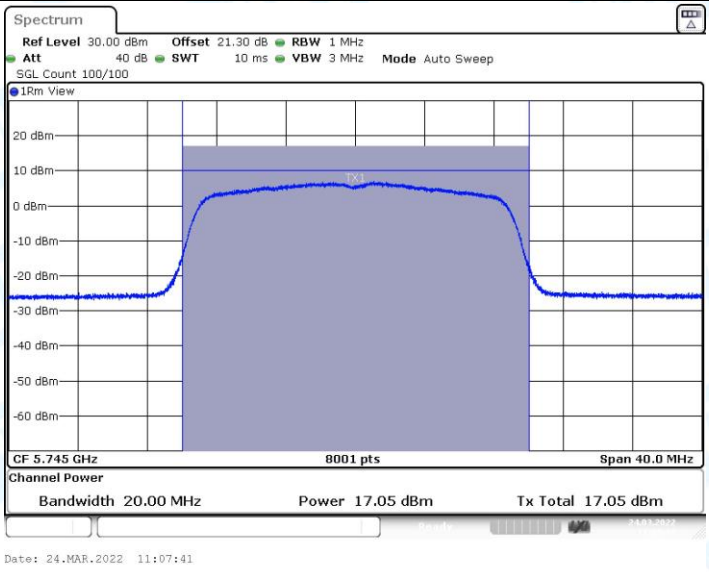


11AC20SISO_Ant1_5745

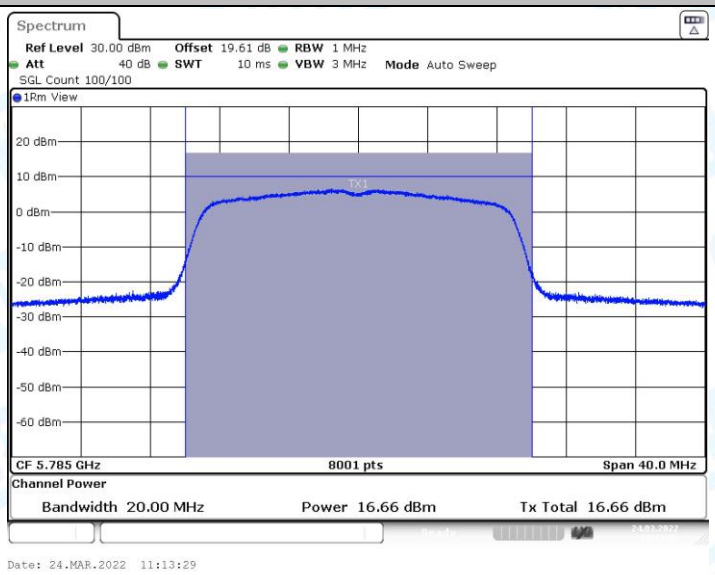


11AC20SISO_Ant1_5785

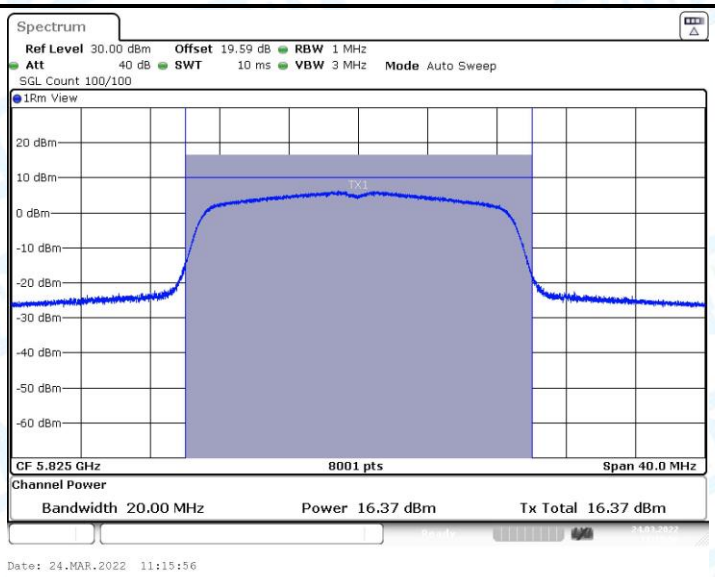


11AC20SISO_Ant1_5825

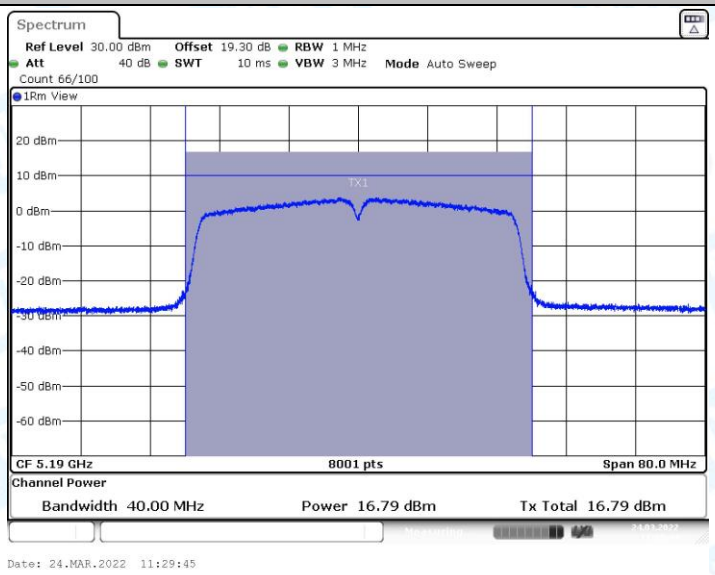


11AC40SISO_Ant1_5190

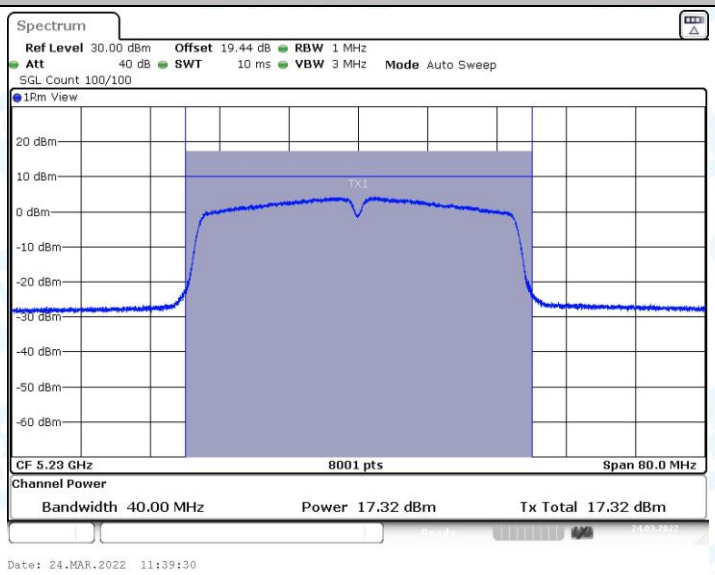


11AC40SISO_Ant1_5230

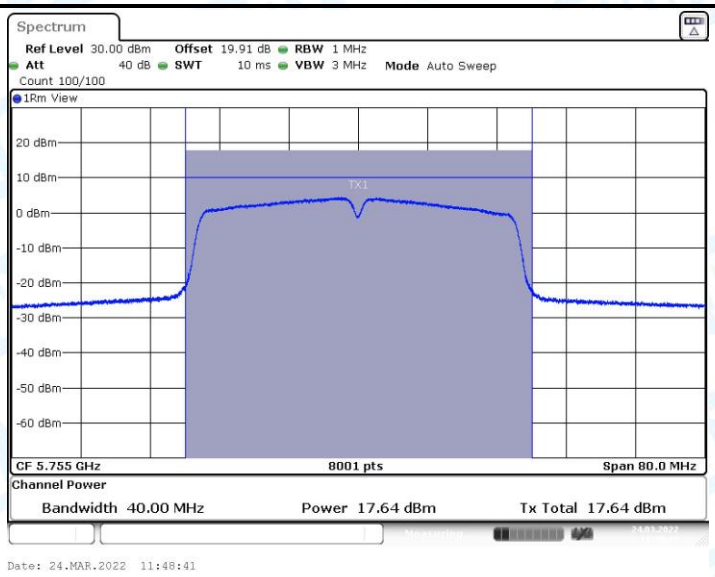


11AC40SISO_Ant1_5755

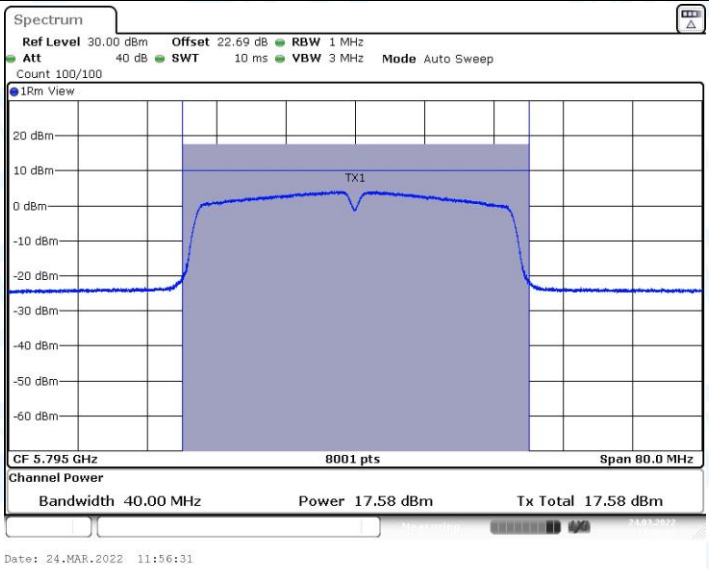


11AC40SISO_Ant1_5795

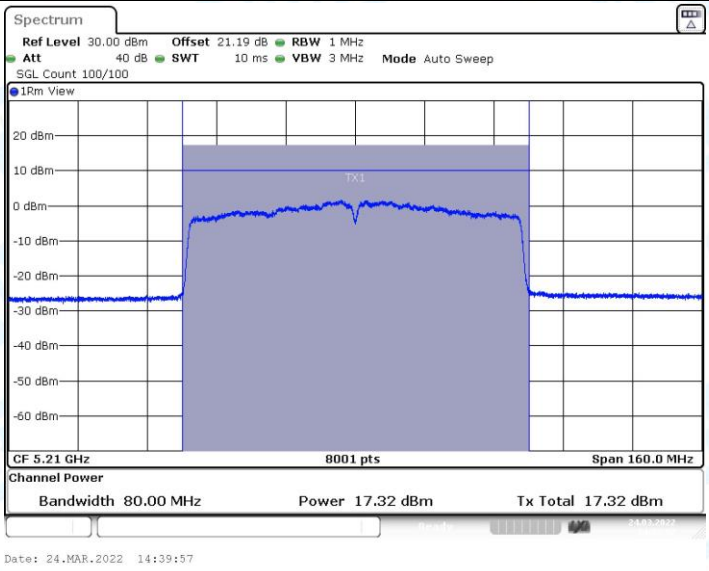


11AC80SISO_Ant1_5210

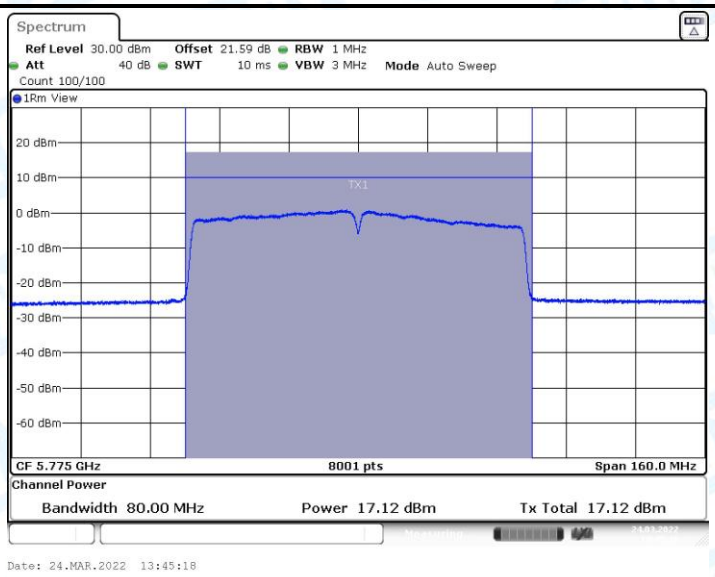


11AC80SISO_Ant1_5775

# 5. Maximum power spectral density

## 5.1.Test Result

| TestMode | Antenna | Channel | Result [dBm/MHz] | Limit[dBm/MHz] | Verdict |
|---|---|---|---|---|---|
| 11A | Ant1 | 5180 | 7.02 | ≤11.00 | PASS |
| | | 5220 | 6.71 | ≤11.00 | PASS |
| | | 5240 | 6.69 | ≤11.00 | PASS |
| | | 5745 | 3.62 | ≤30.00 | PASS |
| | | 5785 | 2.6 | ≤30.00 | PASS |
| | | 5825 | 1.81 | ≤30.00 | PASS |
| 11N20SISO | Ant1 | 5180 | 6.44 | ≤11.00 | PASS |
| | | 5220 | 6.86 | ≤11.00 | PASS |
| | | 5240 | 6.92 | ≤11.00 | PASS |
| | | 5745 | 4.47 | ≤30.00 | PASS |
| | | 5785 | 3.1 | ≤30.00 | PASS |
| | | 5825 | 2.91 | ≤30.00 | PASS |
| 11N40SISO | Ant1 | 5190 | 3.17 | ≤11.00 | PASS |
| | | 5230 | 3.87 | ≤11.00 | PASS |
| | | 5755 | 1.29 | ≤30.00 | PASS |
| | | 5795 | -0.22 | ≤30.00 | PASS |
| 11AC20SISO | Ant1 | 5180 | 6.13 | ≤11.00 | PASS |
| | | 5220 | 6.65 | ≤11.00 | PASS |
| | | 5240 | 6.65 | ≤11.00 | PASS |
| | | 5745 | 3.66 | ≤30.00 | PASS |
| | | 5785 | 3.09 | ≤30.00 | PASS |
| | | 5825 | 2.85 | ≤30.00 | PASS |
| 11AC40SISO | Ant1 | 5190 | 3.12 | ≤11.00 | PASS |
| | | 5230 | 3.79 | ≤11.00 | PASS |
| | | 5755 | 1.07 | ≤30.00 | PASS |
| | | 5795 | 0.99 | ≤30.00 | PASS |
| 11AC80SISO | Ant1 | 5210 | 1.38 | ≤11.00 | PASS |
| | | 5775 | -2.24 | ≤30.00 | PASS |

Note: 1.The Result and Limit Unit is dBm/500 kHz in the band 5.725–5.85 GHz.
2.The Duty Cycle Factor and RBW Factor is compensated in the graph.

## 5.2.Test Graphs

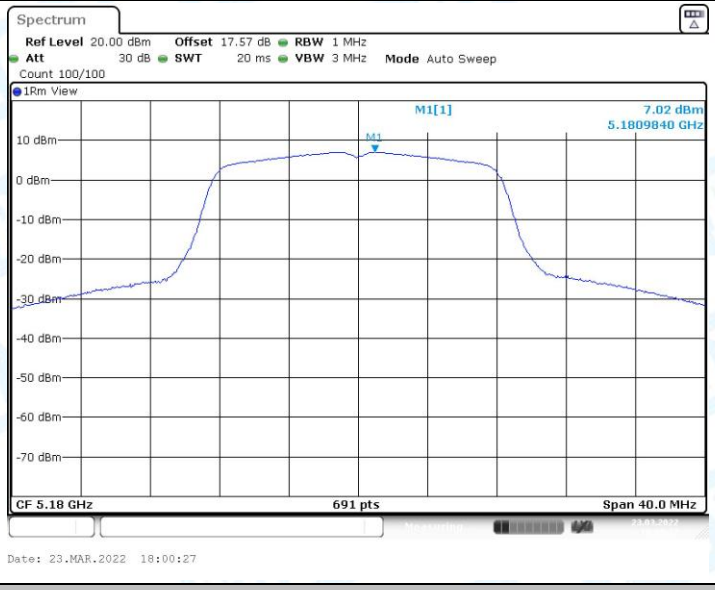


11A_Ant1_5180

11A_Ant1_5220

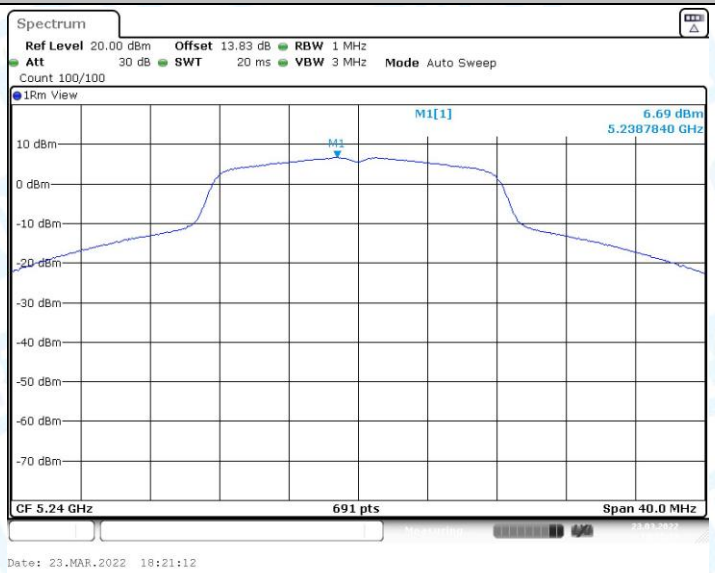


11A_Ant1_5240

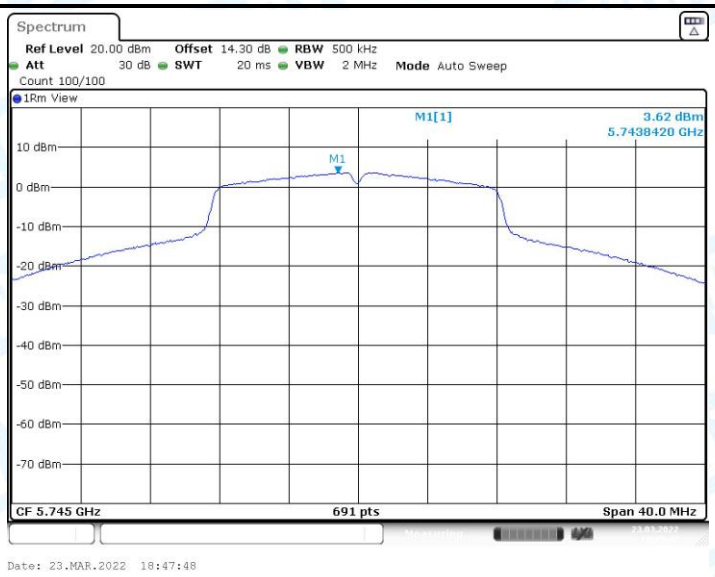


11A_Ant1_5745

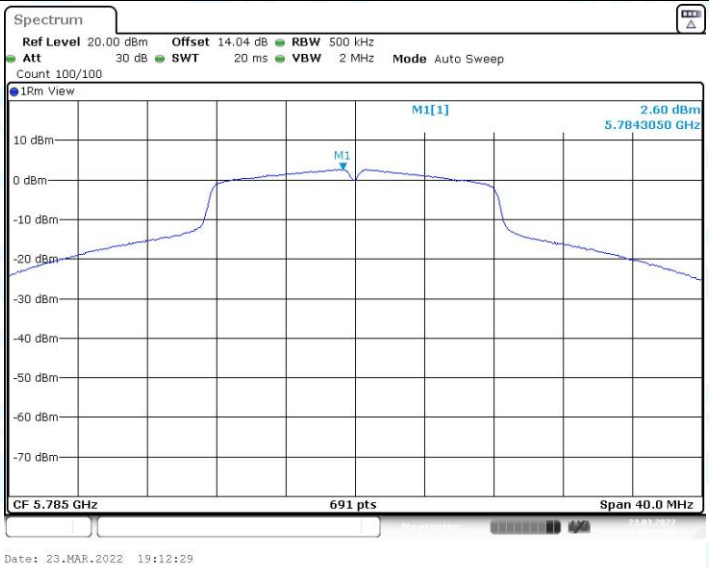


11A_Ant1_5785

11A_Ant1_5825

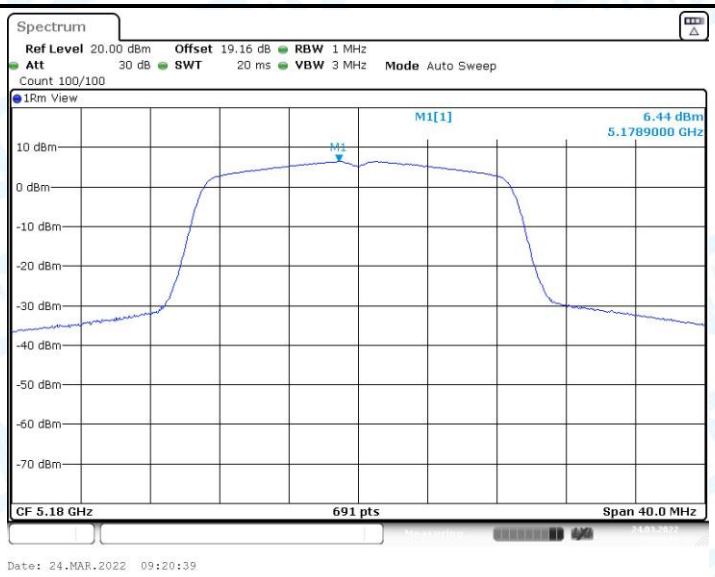


11N20SISO_Ant1_5180

11N20SISO_Ant1_5220

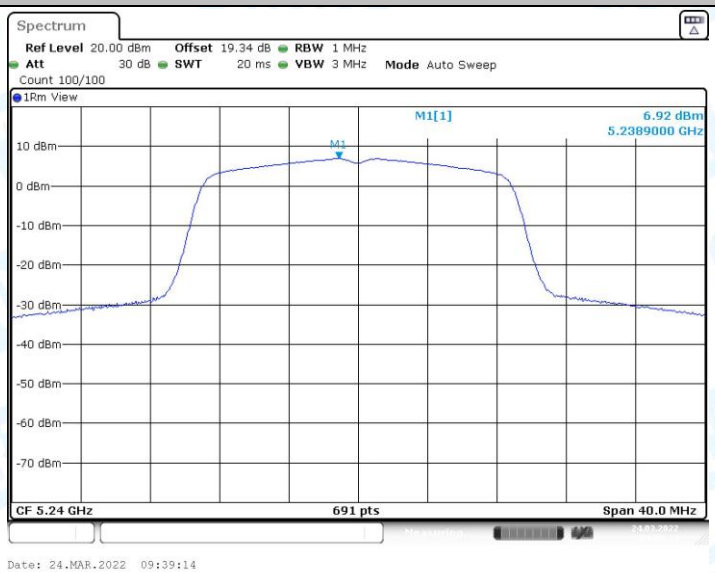


11N20SISO_Ant1_5240

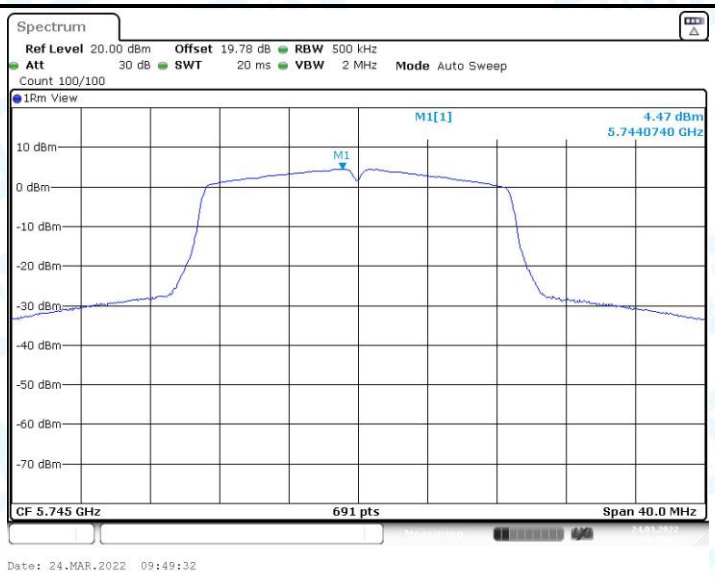


11N20SISO_Ant1_5745

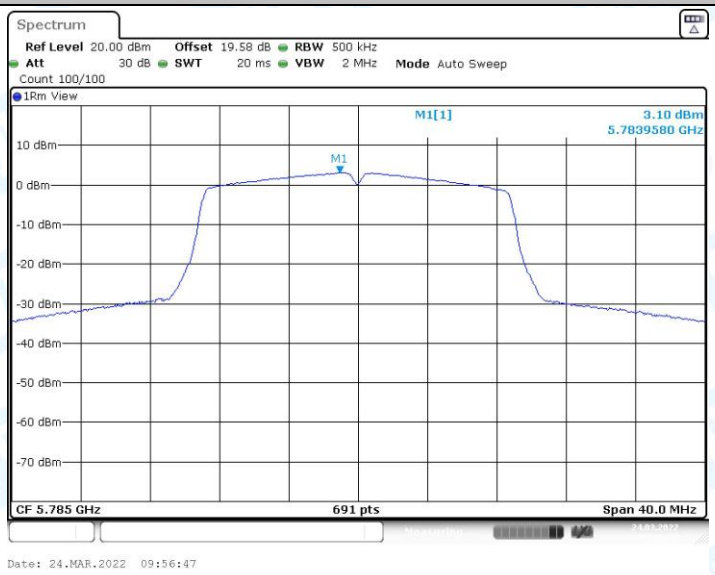


11N20SISO_Ant1_5785

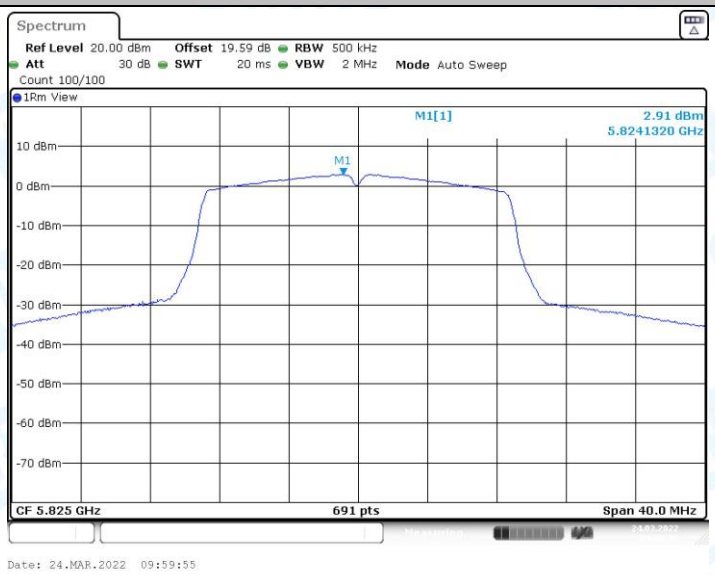


11N20SISO_Ant1_5825

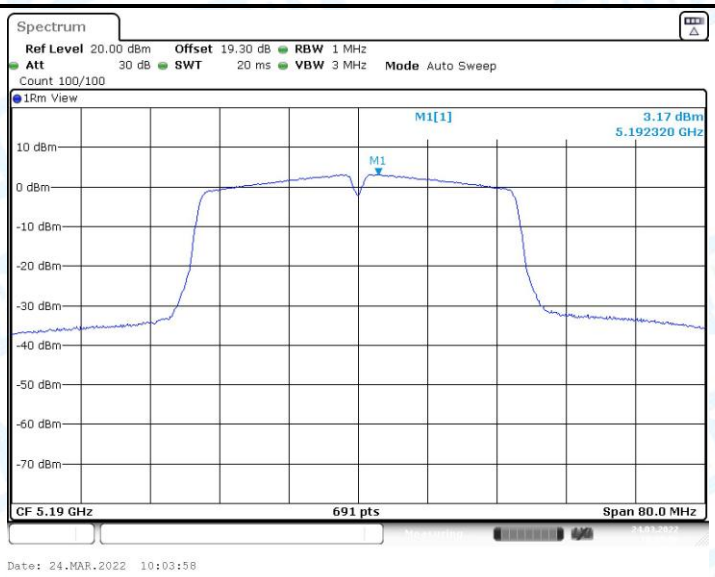


11N40SISO_Ant1_5190

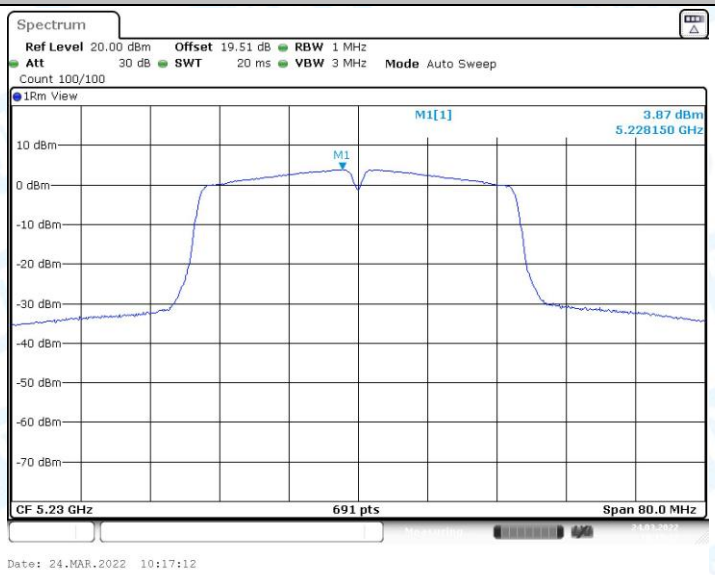


11N40SISO_Ant1_5230

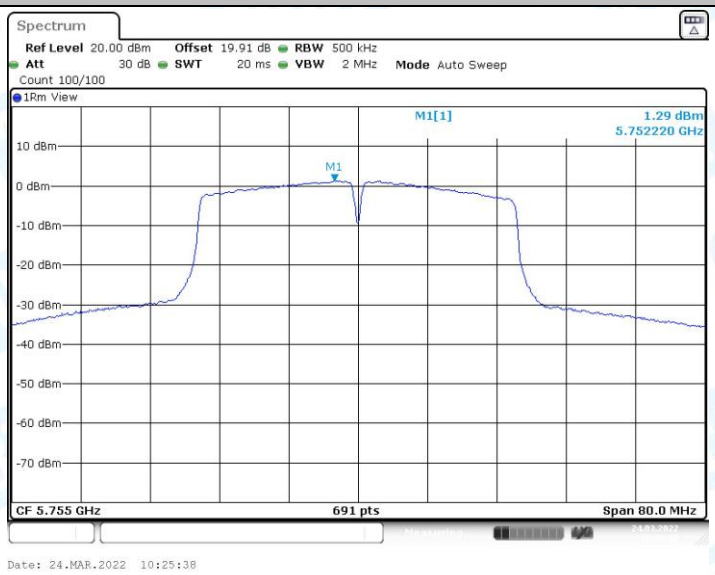


11N40SISO_Ant1_5755