User Manual

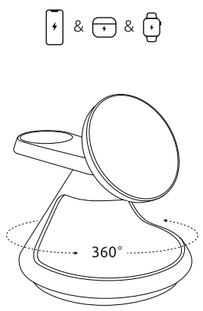

Rotating 3 in 1 Magnetic
Wireless charging Station

Device Layout

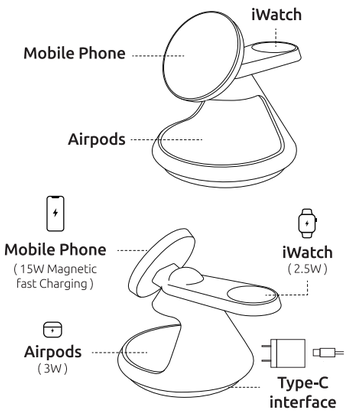

Rotating Mode

360° Rotating Stand

360° freely optimal viewing for rotate your way

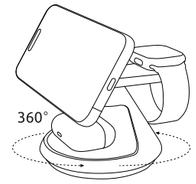

Horizontal / Vertical Mode

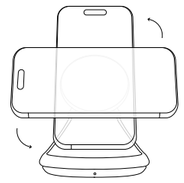

Magnetic Charging

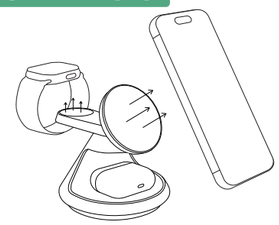

Product Parameter

Product Name:	Rotating 3 in 1 Wireless Charger Station
Product Size:	98.8*98.8*105.5mm / 3.89x3.89x4.15 in
Product Color:	Black/White
Product Material:	ABS+Silicone
Input:	9V/2A 12V/2A
Mobile Phone Output:	15W/10W/7.5W/5W
Headphone Output:	3W max
iWatch Output:	2.5W

Compatibility: support mobile phones, Airpods, and iWatch that comply with the Qi standard

Steps for usage

The device is connected to the power supply through the charging cable, and then it can be powered on.
when charging the mobile phone, place the mobile phone in the mobile phone charging area to start charging, the magnetic wireless charging will automatically locate itself by magnetic force.
After fully charged, simply take off the phone;
When charging the Apple Watch, place the iWatch flat in the charging area to start charging the iWatch. After fullycharged, directly remove the iWatch;
When charging the Airpods , place the Airpods flat in the charging area to start charging;
After fully charged, simply remove the Airpods;

Special Note

1. Recommended to use the supplied charging cable for power supply, and not to use the original iPhone cable.
2. Please use a qualifed PD protocol or QC protocol power charger, otherwise may lead to unstable or abnormal blink
3. If you use a protective shell, please use the mobile phone protection shell with magsafe function.
4. Please do not use the mobile phone protection shell with a metal back or the mobile phone protection shell which thicker than 4mm.

LED light status indication

Power on : LED blue light flash
Standby : LED red light is on
Charging : LED blue light is on
Foreign body status : LED red and blue lights flash alternately

Packaging accessories

3 in 1 wireless charger *1
USB-C charging cable *1
Manual *1

The content of this manual and product specifications are subject to change without notice

说明书

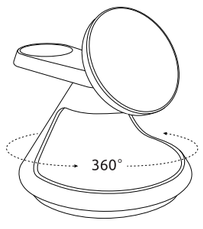

360°旋转3合1
磁吸无线充电器

外观说明

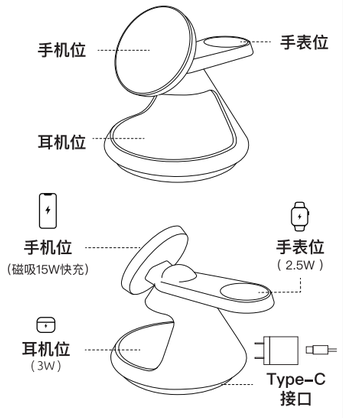

旋转模式

360°旋转支架

360°自由旋转
最佳视角

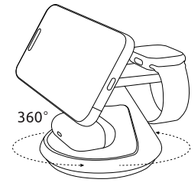

水平/垂直 充电模式

磁吸无线充电

产品参数

产品名称:	旋转3合1无线充电器支架
材　　质:	ABS+硅胶
尺　　寸:	98.8*98.8*105.5mm
颜　　色:	黑 / 白
接　　口:	USB-C
输　　入:	9V/2A,12V/2A
手机输出:	5W/7.5W/10W/15W
手表输出:	2.5 W
耳机输出:	3W Max

兼容性:支持符合Qi标准的手机，耳机，手表

使用步骤

- 设备通过充电线连接电源，即可开始通电工作状态。
- 给手机充电时，将手机放在手机充电区，磁吸无线充会通过磁力自动定位，即可开始为手机充电。当充满电后，直接取下手机即可。
- 给苹果手表充电时，将手表平放在手表充电区，即可开始为手表充电，当充满电后，直接取下手表。
- 给蓝牙耳机充电时，将耳机平放在耳机充电区，即可开始为耳机充电;当充满电后，直接取下耳机即可。

特别说明

1.推荐使用配送的充电线供电，不建议使用iPhone原装数据线
2.请使用合格带PD或QC协议的充头，否则可能导致充电不稳定或指示灯异常闪烁。
3.请不要使用带有金属背面的手机保护壳或厚度超过4mm的手机保护壳。如果手机带有保护壳进行充电，请使用带magsafe功能的手机保护壳。

指示灯显示说明

通电时	Led蓝灯闪烁
待机	Led红灯亮
充电时	Led蓝灯亮
有异物时	Led红蓝灯交替闪

包装配件

三合一无线充*1
USB-C充电线*1
说明书*1

本说明书的内容及产品的规格技术说明如有变更，恕不另行通知

FCC Warning

This device complies with part 15 of the FCC Rules. Operation is subject to the following two conditions:

(1)This device may not cause harmful interference, and (2) this device must accept any interference received, including interference that may cause undesired operation.

Any Changes or modifications not expressly approved by the party responsible for compliance could void the user's authority to operate the equipment.

Note: This equipment has been tested and found to comply with the limits for a Class B digital device, pursuant to part 15 of the FCC Rules. These limits are designed to provide reasonable protection against harmful interference in a residential installation. This equipment generates uses and can radiate radiofrequency energy and, if not installed and used in accordance with the instructions, may cause harmful interference to radio communications. However, there is no guarantee that interference will not occur in a particular installation. If this equipment does cause harmful interference to radio or television reception, which can be determined by turning the equipment off and on, the user is encouraged to try to correct the interference by one or more of the following measures:

-Reorient or relocate the receiving antenna.

-Increase the separation between the equipment and receiver.

-Connect the equipment into an outlet on a circuit different from that to which the receiver is connected.

-Consult the dealer or an experienced radio/TV technician for help.

The FCC certification of this device refers to RF exposure testing performed in typical operating conditions, where a person is no closer than 20 centimeters from the device surface at all times, except for non-repetitive patterns with transient time intervals in the order of a second. Only in the stated conditions, the device is shown to fully comply with the FCC RF Exposure requirements of KDB 447498.