Test Graphs

DH5_Ant1_2402_0~Reference

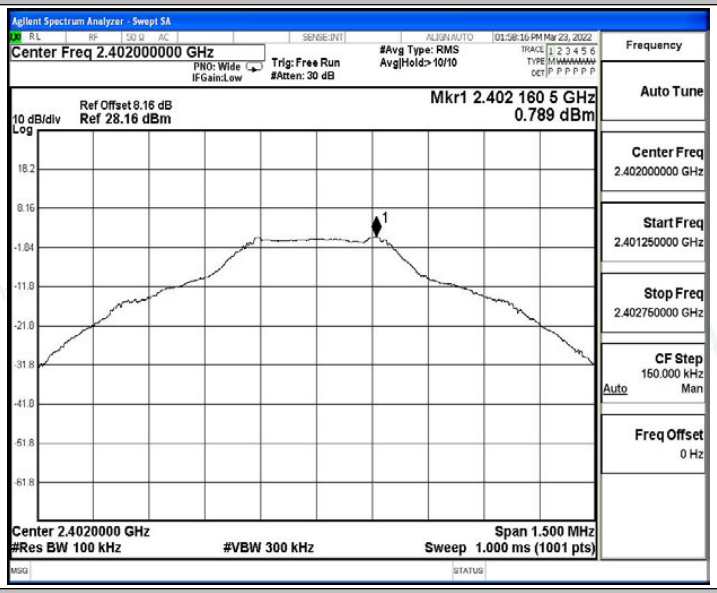

DH5_Ant1_2402_30~1000

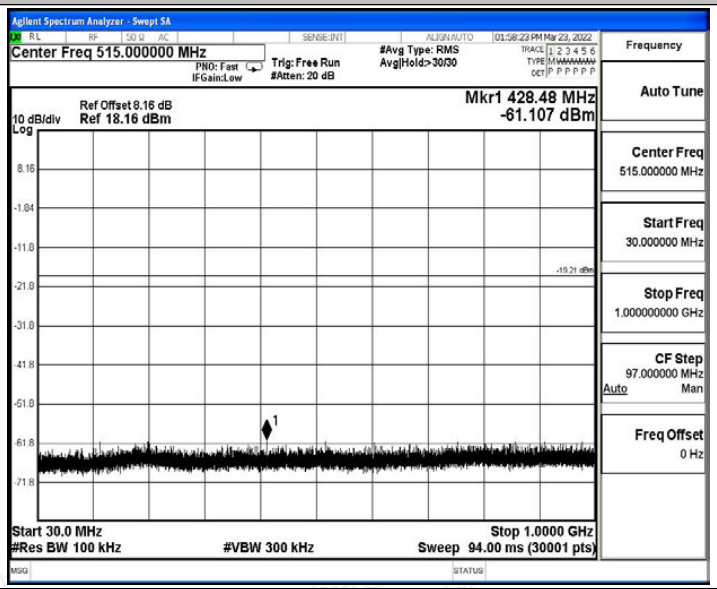

DH5_Ant1_2402_1000~26500

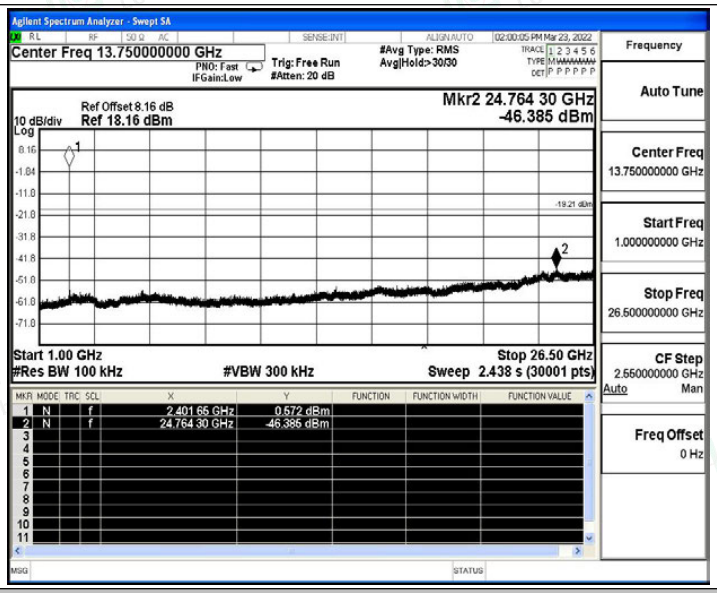

DH5_Ant1_2441_0~Reference

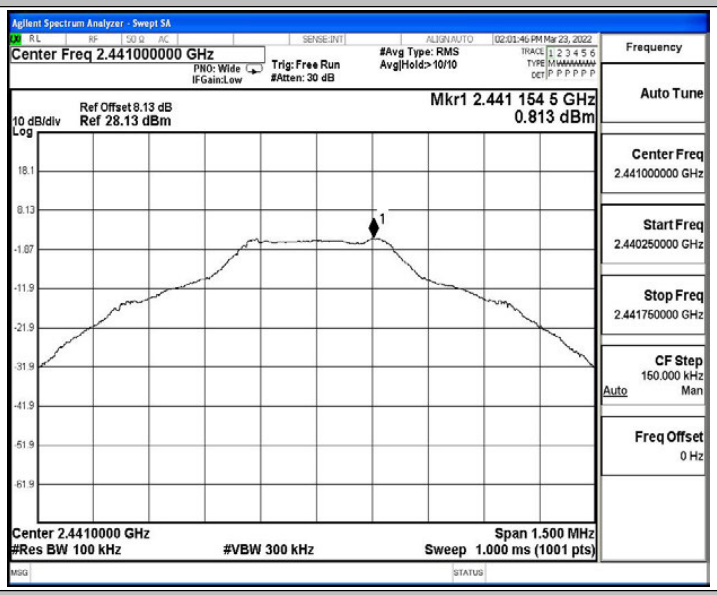

DH5_Ant1_2441_30~1000

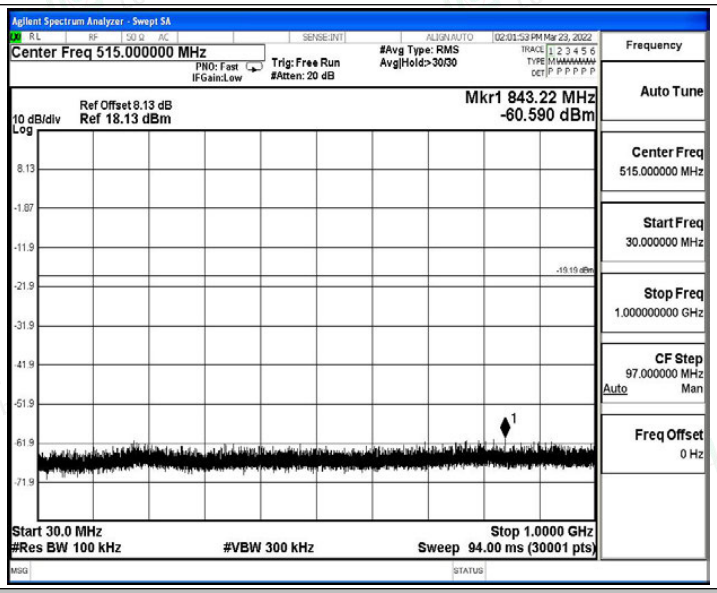

DH5_Ant1_2441_1000~26500

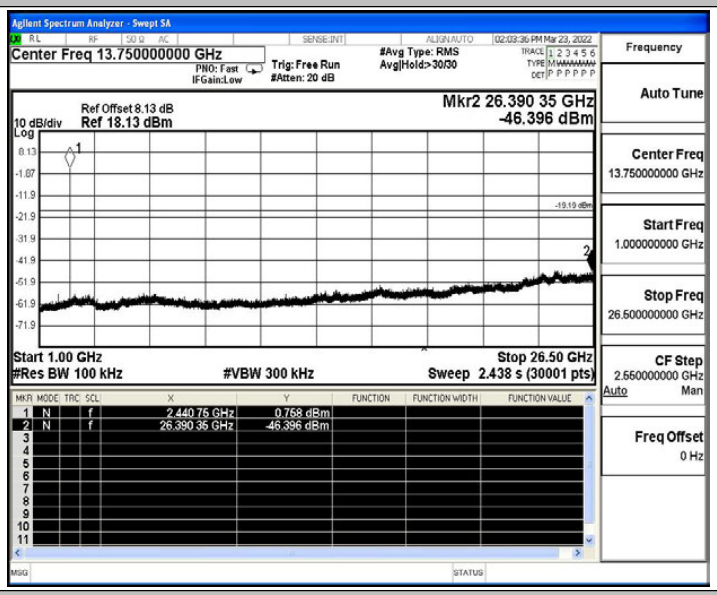

DH5_Ant1_2480_0~Reference

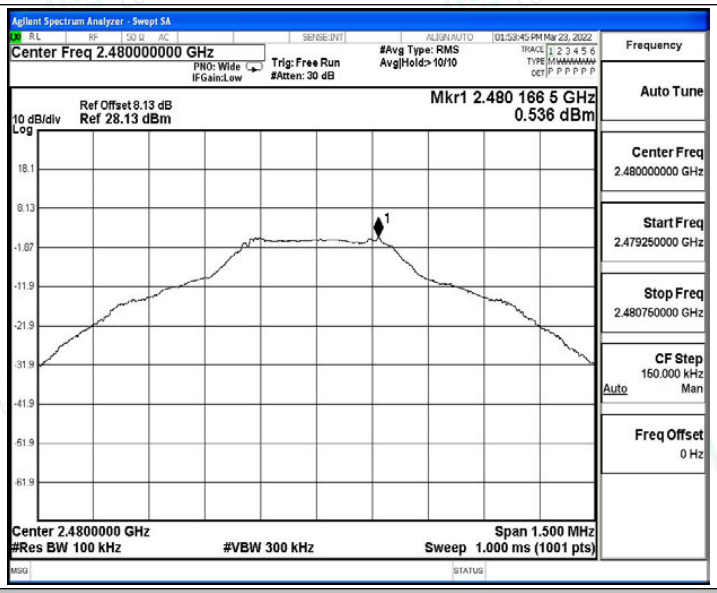

DH5_Ant1_2480_30~1000

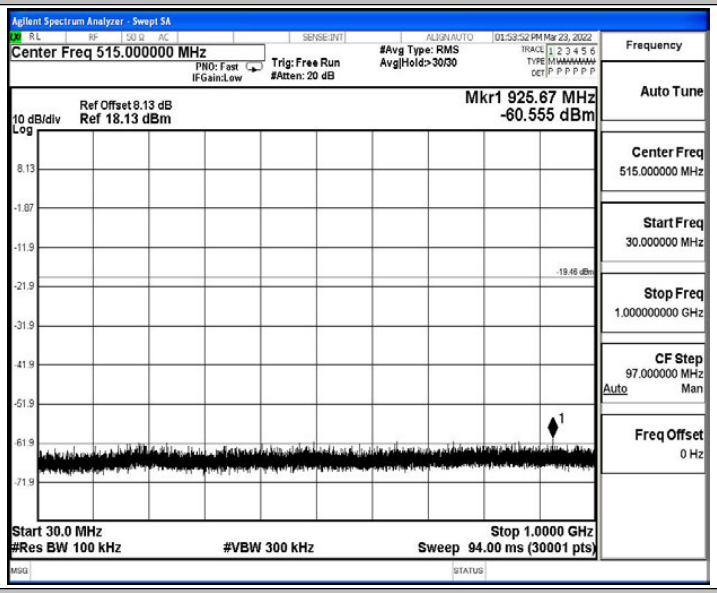

DH5_Ant1_2480_1000~26500

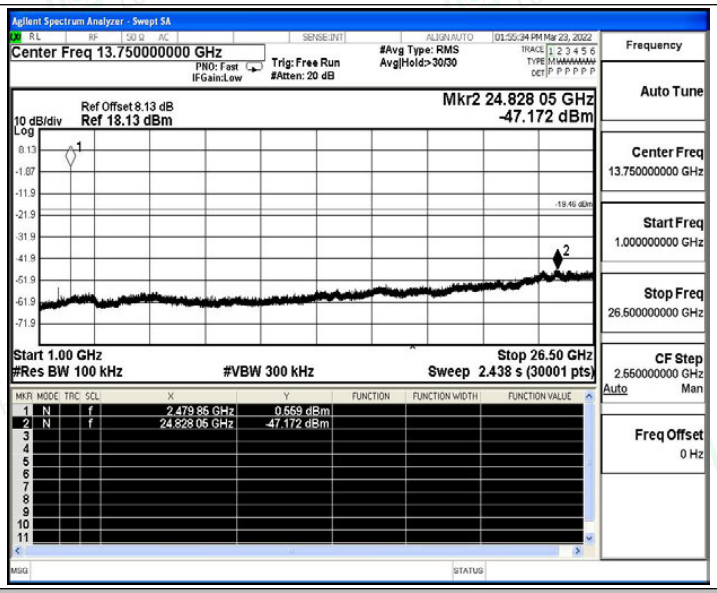

2DH5_Ant1_2402_0~Reference

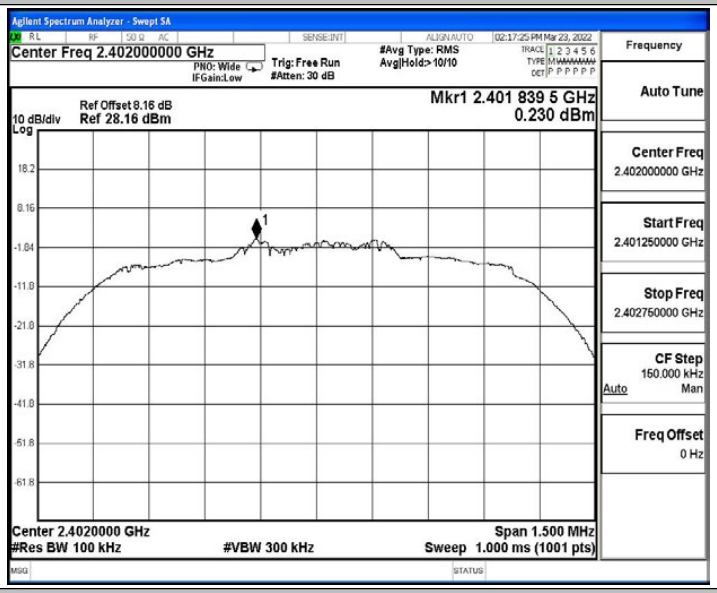

2DH5_Ant1_2402_30~1000

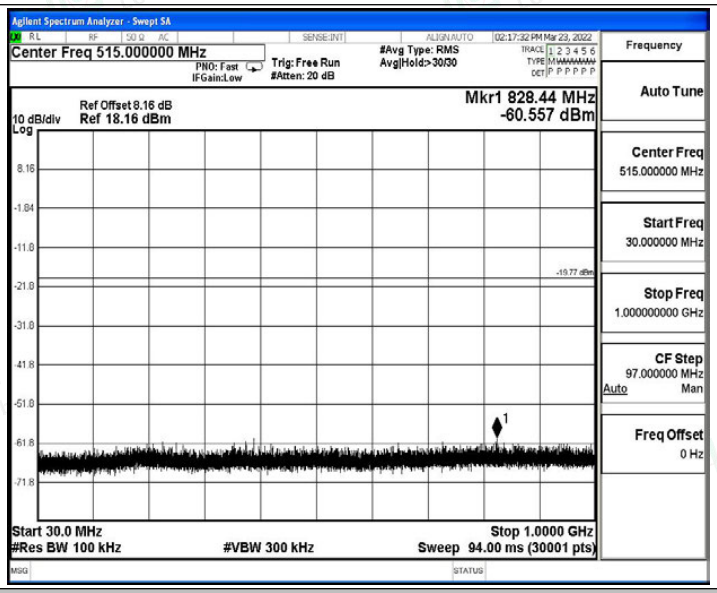

2DH5_Ant1_2402_1000~26500

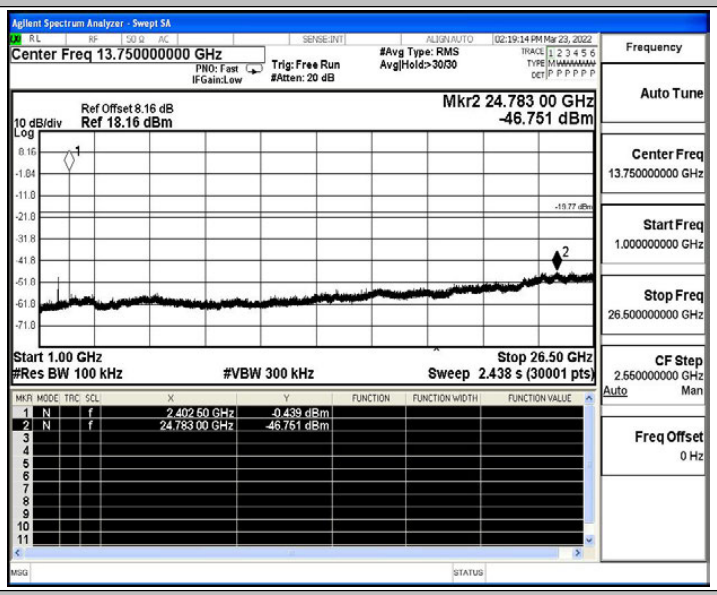

2DH5_Ant1_2441_0~Reference

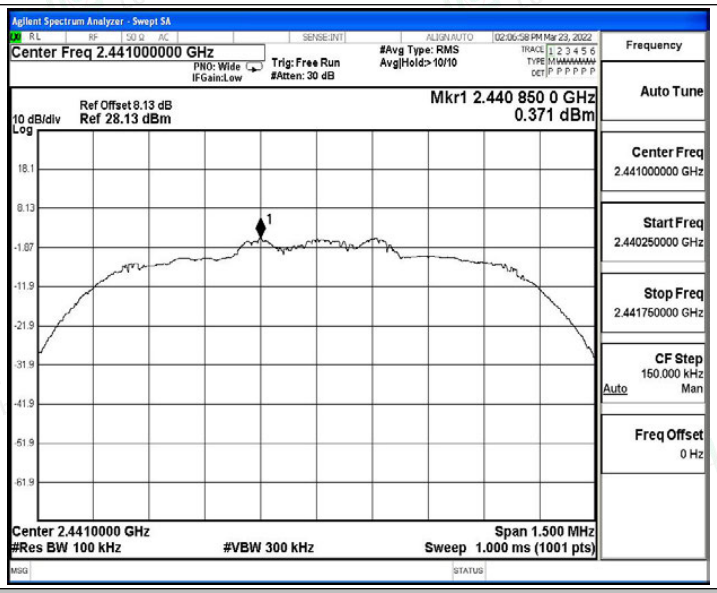

2DH5_Ant1_2441_30~1000

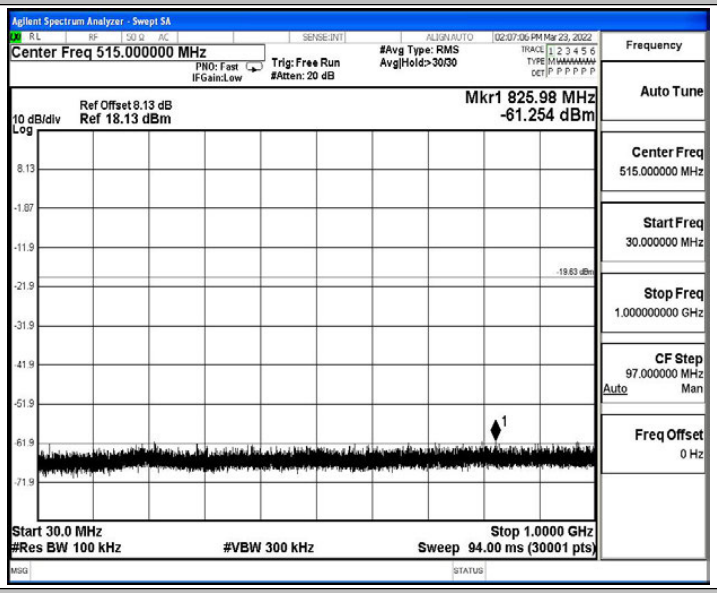

2DH5_Ant1_2441_1000~26500

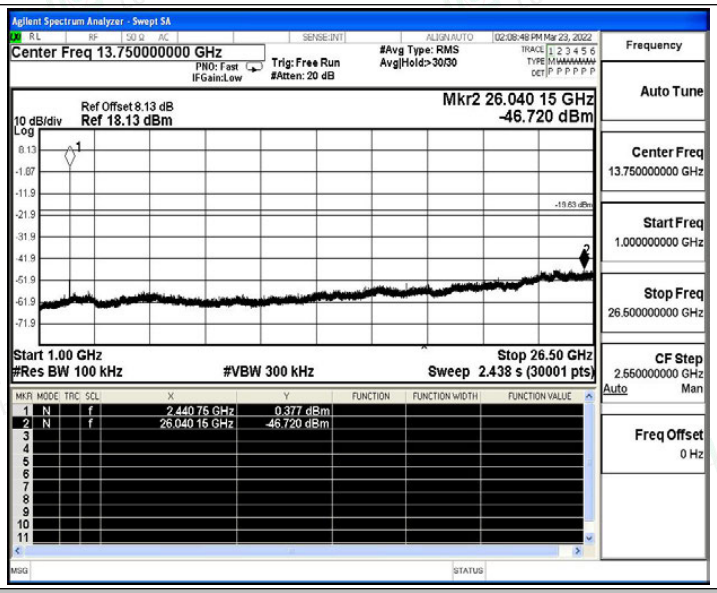

2DH5_Ant1_2480_0~Reference

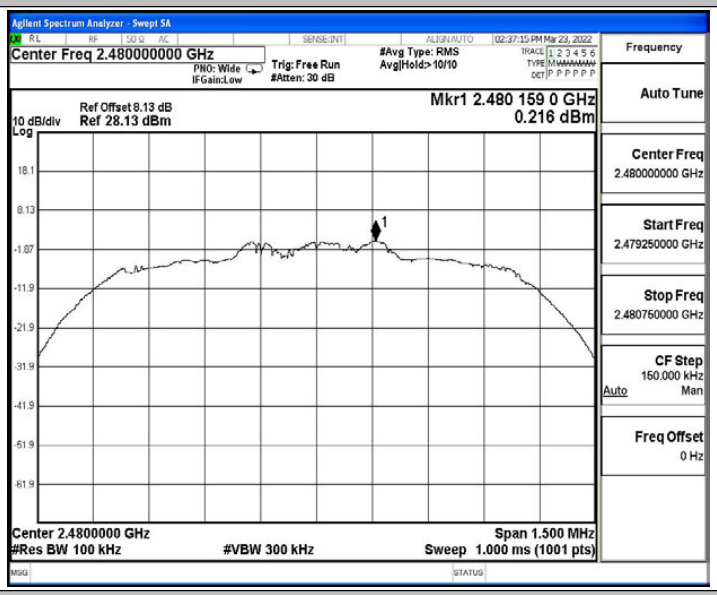

2DH5_Ant1_2480_30~1000

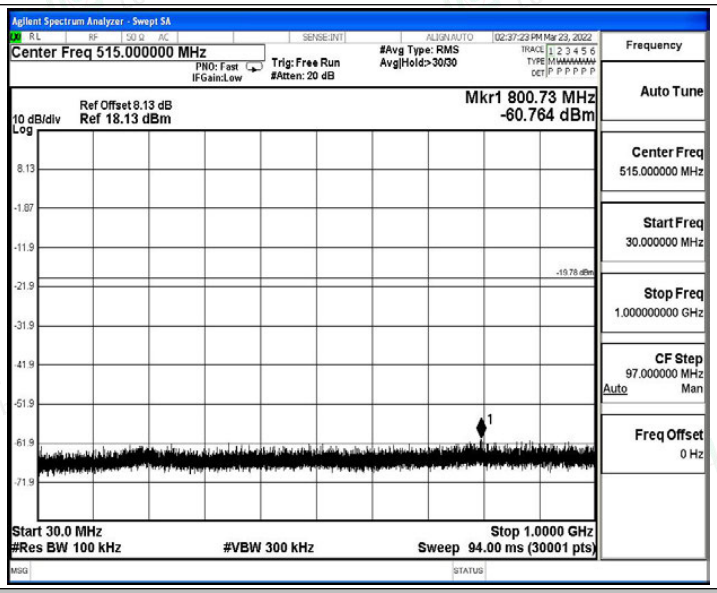

2DH5_Ant1_2480_1000~26500

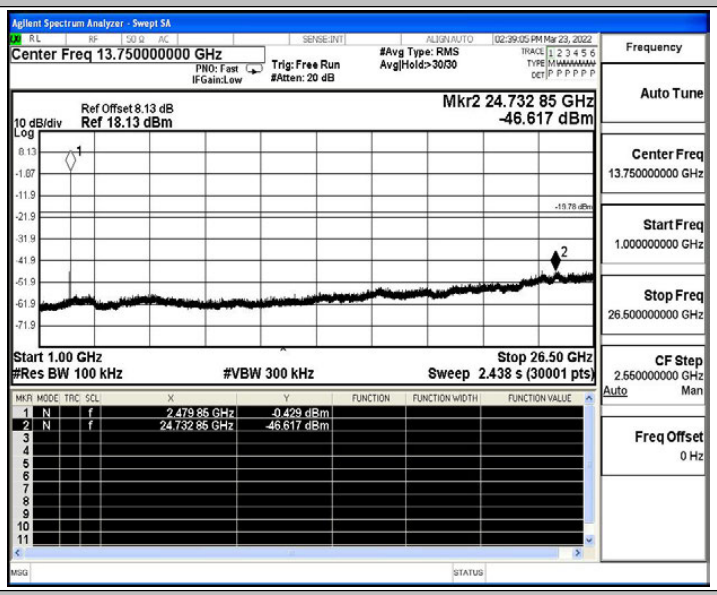

3DH5_Ant1_2402_0~Reference

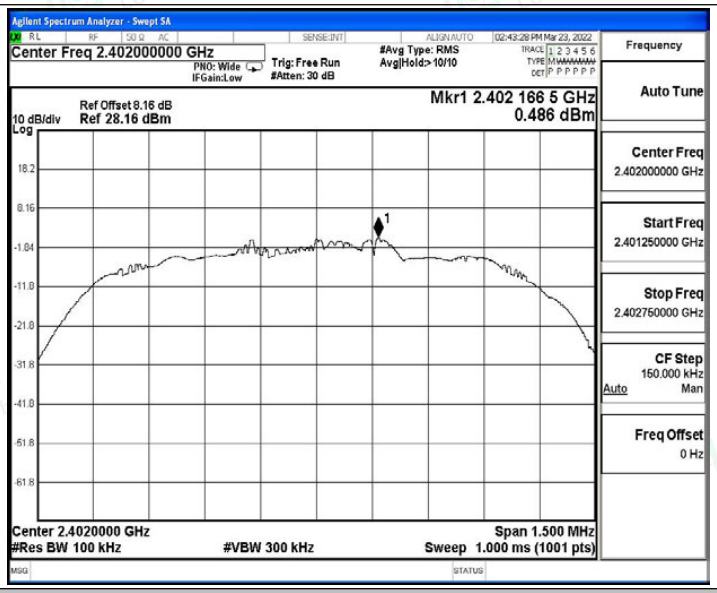

3DH5_Ant1_2402_30~1000

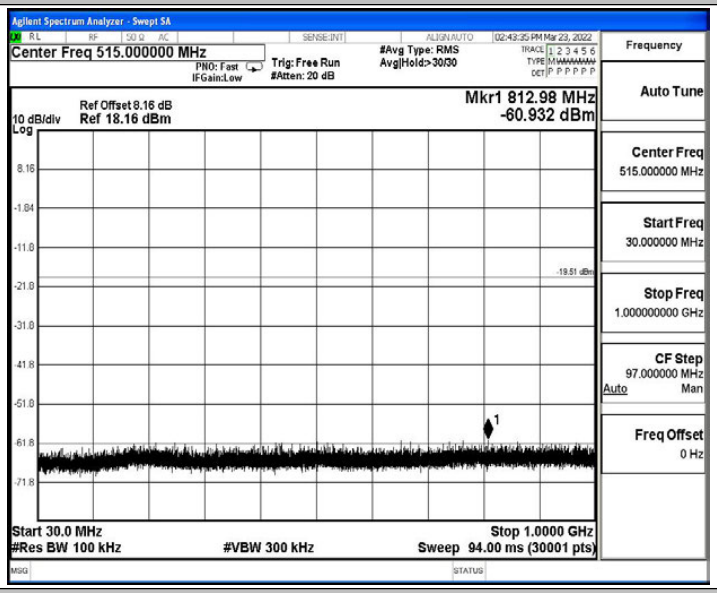

3DH5_Ant1_2402_1000~26500

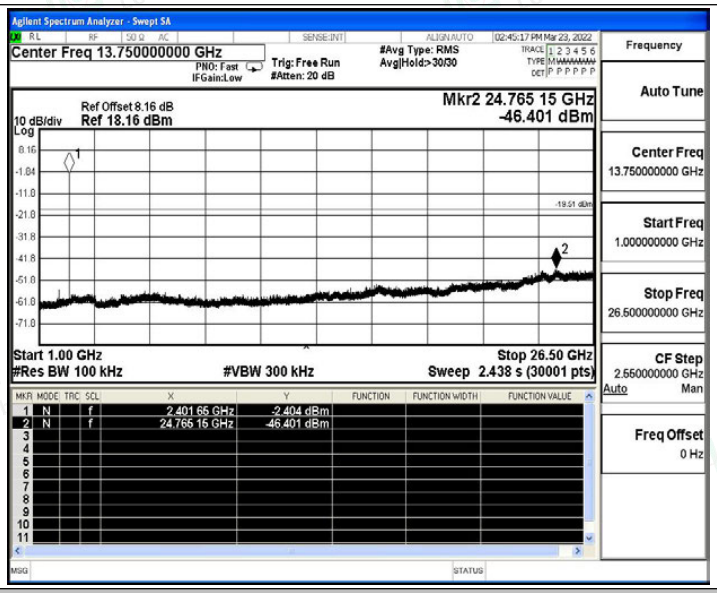

3DH5_Ant1_2441_0~Reference

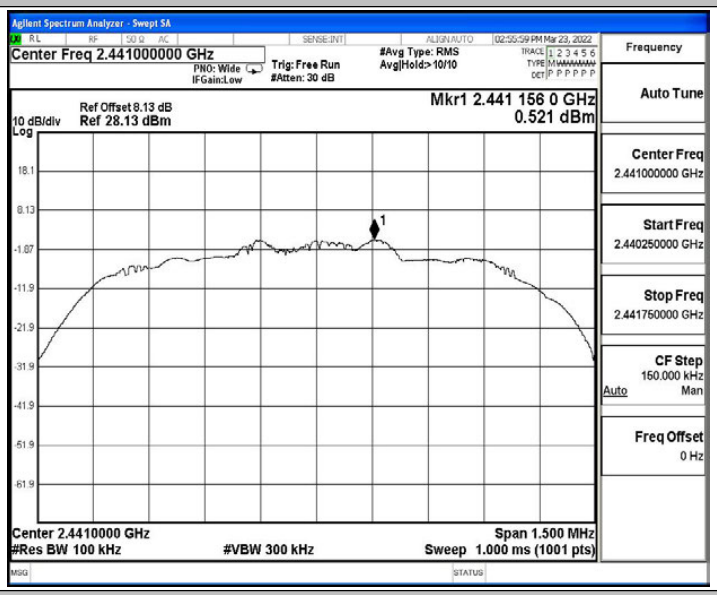

3DH5_Ant1_2441_30~1000

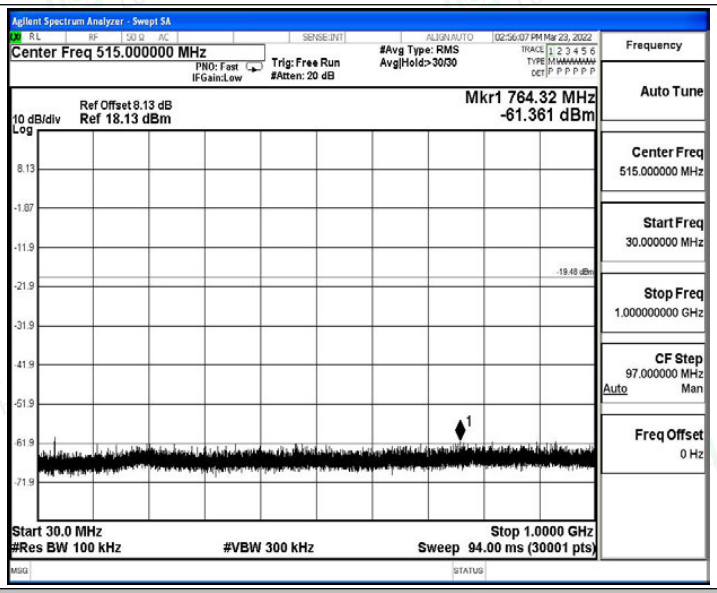

3DH5_Ant1_2441_1000~26500

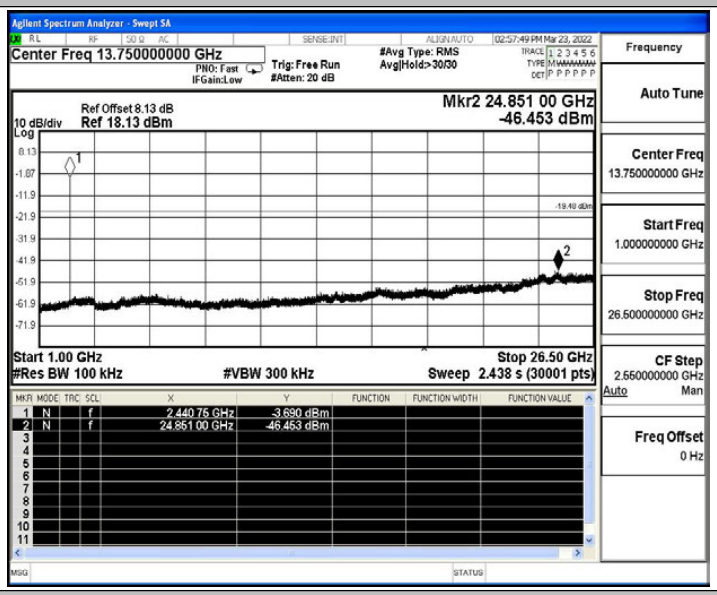

3DH5_Ant1_2480_0~Reference

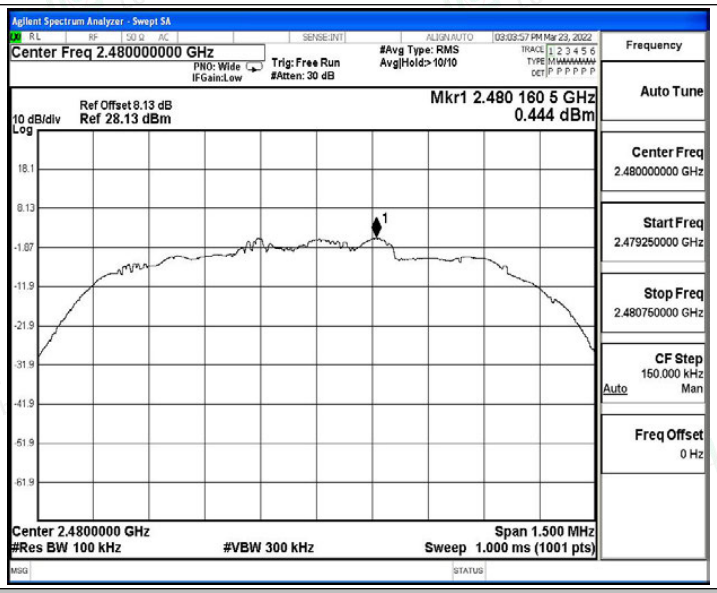

3DH5_Ant1_2480_30~1000

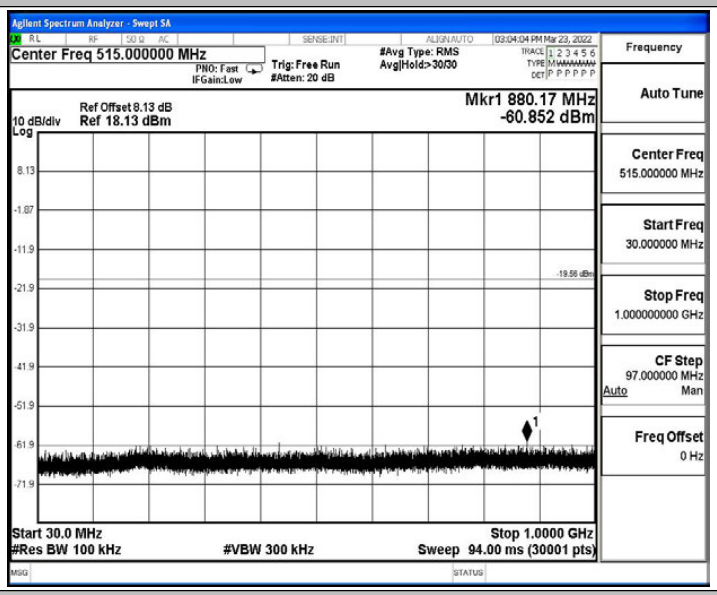

3DH5_Ant1_2480_1000~26500

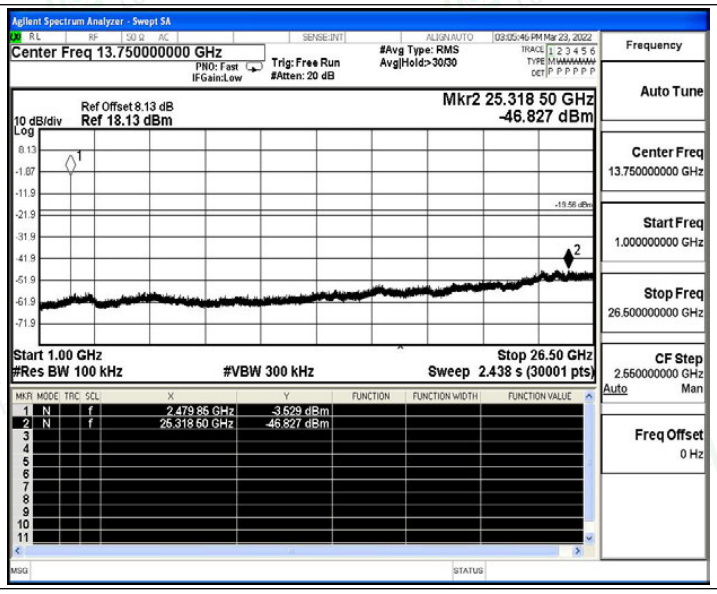
Agilent Spectrum Analyzer - Swept SA
Center Freq 13.750000000 GHz
PNO: Fast
IFGain:Low
Trig: Free Run
#Atten: 20 dB
#Avg Type: RMS
Avg|Hold:>30/30
Ref Offset 8.13 dB
10 dB/div Ref 18.13 dBm
Mkr2 25.318 50 GHz
-46.827 dBm
Start 1.00 GHz
#Res BW 100 kHz
#VBW 300 kHz
Stop 26.50 GHz
Sweep 2.438 s (30001 pts)
1 N f 2.479 85 GHz -3.529 dBm
2 N f 25.318 50 GHz -46.827 dBm
Frequency
Auto Tune
Center Freq
13.750000000 GHz
Start Freq
1.000000000 GHz
Stop Freq
26.500000000 GHz
CF Step
2.650000000 GHz
Auto Man
Freq Offset
0 Hz

A.8 Emissions in Restricted Bands

Test Result

TestMode	Antenna	ChName	Channel	Detector	Freq. [MHz]	Result [dBm]	Limit [dBm]	Result [dBuV/m]	Limit [dBuV/m]	Verdict
DH5	Ant1	Low	2402	AV	2310.000	-58.64	≤-41.20	36.56	≤54	PASS
				AV	2386.940	-58.12	≤-41.20	37.08	≤54	PASS
				AV	2390.000	-58.24	≤-41.20	36.96	≤54	PASS
				Peak	2310.000	-48.4	≤-21.20	46.80	≤74	PASS
				Peak	2342.210	-47.08	≤-21.20	48.12	≤74	PASS
				Peak	2390.000	-48.13	≤-21.20	47.07	≤74	PASS
		High	2480	AV	2483.500	-55.16	≤-41.20	40.04	≤54	PASS
				AV	2483.520	-55.23	≤-41.20	39.97	≤54	PASS
				AV	2500.000	-57.63	≤-41.20	37.57	≤54	PASS
				Peak	2483.500	-46.64	≤-21.20	48.56	≤74	PASS
				Peak	2484.000	-46.6	≤-21.20	48.60	≤74	PASS
				Peak	2500.000	-48.88	≤-21.20	46.32	≤74	PASS
		Low	Hop_2402	Peak	2310.000	-49.93	≤-21.20	45.27	≤74	PASS
				Peak	2384.105	-47.48	≤-21.20	47.72	≤74	PASS
				Peak	2390.000	-49.51	≤-21.20	45.69	≤74	PASS
		High	Hop_2480	Peak	2483.500	-48.53	≤-21.20	46.67	≤74	PASS
				Peak	2486.720	-47.04	≤-21.20	48.16	≤74	PASS
				Peak	2500.000	-48.48	≤-21.20	46.72	≤74	PASS
2DH5	Ant1	Low	2402	AV	2310.000	-58.7	≤-41.20	36.50	≤54	PASS
				AV	2389.355	-58.13	≤-41.20	37.07	≤54	PASS
				AV	2390.000	-58.17	≤-41.20	37.03	≤54	PASS
				Peak	2310.000	-49.61	≤-21.20	45.59	≤74	PASS
				Peak	2353.865	-47.37	≤-21.20	47.83	≤74	PASS
				Peak	2390.000	-48.8	≤-21.20	46.40	≤74	PASS
		High	2480	AV	2483.500	-54.27	≤-41.20	40.93	≤54	PASS
				AV	2483.520	-54.27	≤-41.20	40.93	≤54	PASS
				AV	2500.000	-57.67	≤-41.20	37.53	≤54	PASS
				Peak	2483.500	-47.31	≤-21.20	47.89	≤74	PASS
				Peak	2484.400	-46.01	≤-21.20	49.19	≤74	PASS
				Peak	2500.000	-47.19	≤-21.20	48.01	≤74	PASS
		Low	Hop_2402	Peak	2310.000	-50.09	≤-21.20	45.11	≤74	PASS
				Peak	2382.845	-47.61	≤-21.20	47.59	≤74	PASS
				Peak	2390.000	-49.97	≤-21.20	45.23	≤74	PASS
		High	Hop_2480	Peak	2483.500	-48.25	≤-21.20	46.95	≤74	PASS
				Peak	2492.560	-46.4	≤-21.20	48.80	≤74	PASS

				Peak	2500.000	-48.09	≤-21.20	47.11	≤74	PASS
3DH5	Ant1	Low	2402	AV	2310.000	-58.62	≤-41.20	36.58	≤54	PASS
				AV	2388.935	-57.96	≤-41.20	37.24	≤54	PASS
				AV	2390.000	-58.22	≤-41.20	36.98	≤54	PASS
				Peak	2310.000	-49.42	≤-21.20	45.78	≤74	PASS
				Peak	2321.735	-46.9	≤-21.20	48.30	≤74	PASS
				Peak	2390.000	-47.91	≤-21.20	47.29	≤74	PASS
		High	2480	AV	2483.500	-54.37	≤-41.20	40.83	≤54	PASS
				AV	2483.520	-54.37	≤-41.20	40.83	≤54	PASS
				AV	2500.000	-57.77	≤-41.20	37.43	≤54	PASS
				Peak	2483.500	-46	≤-21.20	49.20	≤74	PASS
				Peak	2483.760	-45.75	≤-21.20	49.45	≤74	PASS
				Peak	2500.000	-47.62	≤-21.20	47.58	≤74	PASS
		Low	Hop_2402	Peak	2310.000	-49.61	≤-21.20	45.59	≤74	PASS
				Peak	2341.475	-47.84	≤-21.20	47.36	≤74	PASS
				Peak	2390.000	-49.64	≤-21.20	45.56	≤74	PASS
		High	Hop_2480	Peak	2483.500	-48.4	≤-21.20	46.80	≤74	PASS
				Peak	2483.920	-46.21	≤-21.20	48.99	≤74	PASS
				Peak	2500.000	-48.33	≤-21.20	46.87	≤74	PASS

Note:

1. The Antenna Gain is compensated in the graph.
2. The limit in dBm for average detector is conversion from 54dBuV/m, according to 15.209(a). The limit in dBm for peak detector is 20dB above the limit of average detector in dBm.

Test Graphs

DH5_Ant1_Low_2402_AV

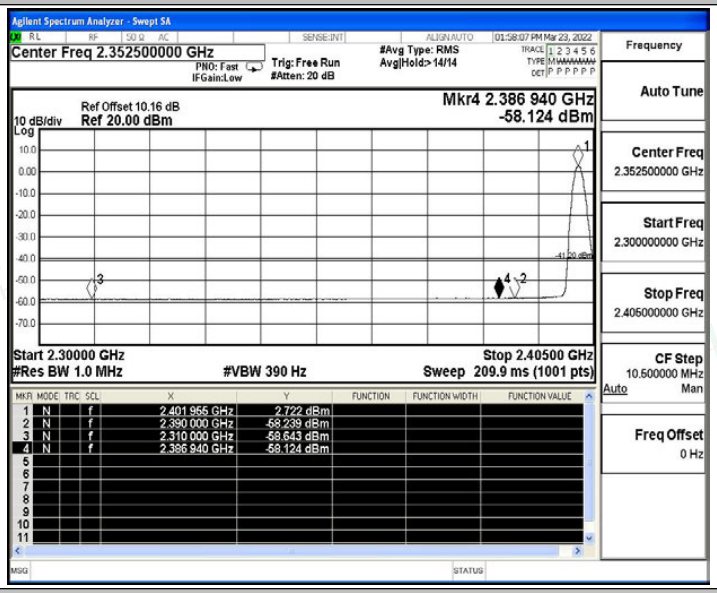

DH5_Ant1_Low_2402_Peak

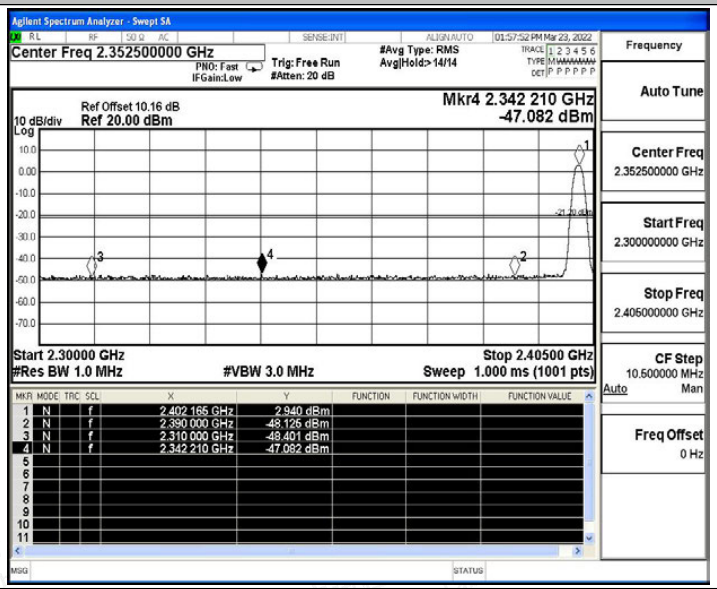

DH5_Ant1_High_2480_AV

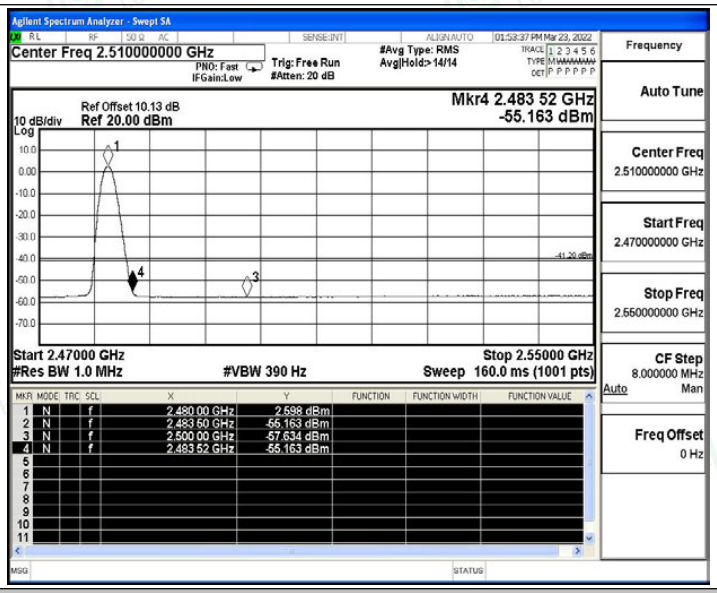

DH5_Ant1_High_2480_Peak

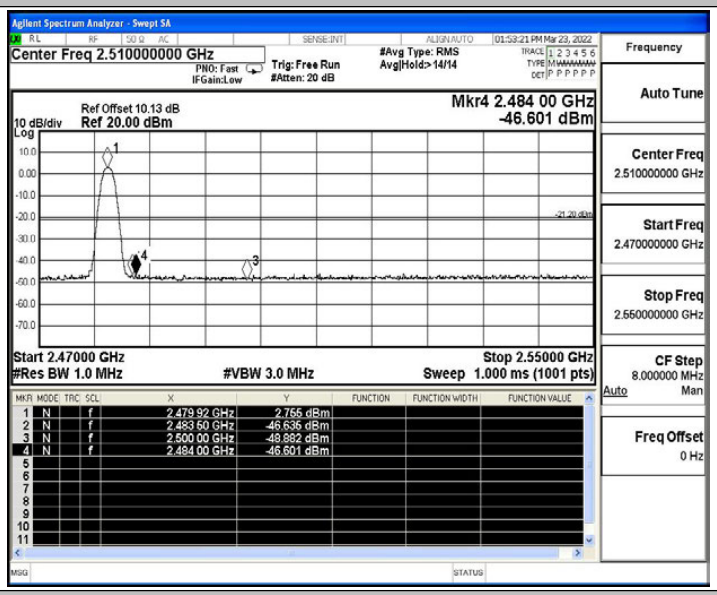

DH5_Ant1_Low_Hop_2402_Peak

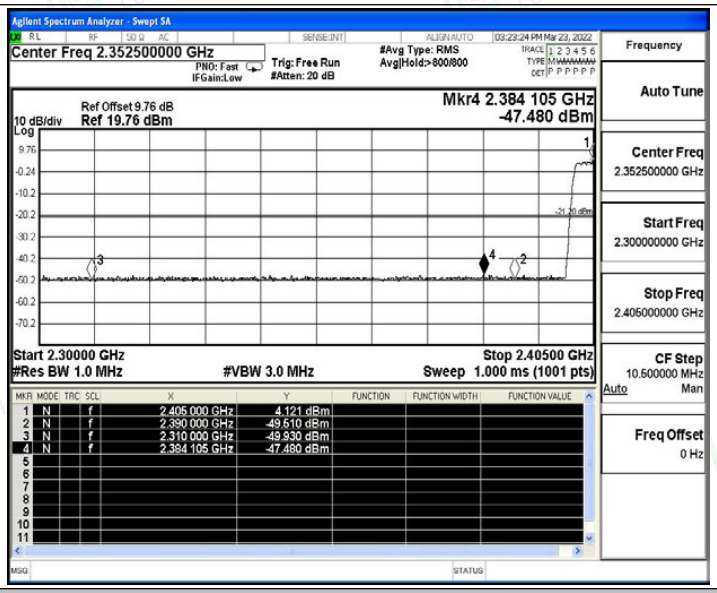

DH5_Ant1_High_Hop_2480_Peak

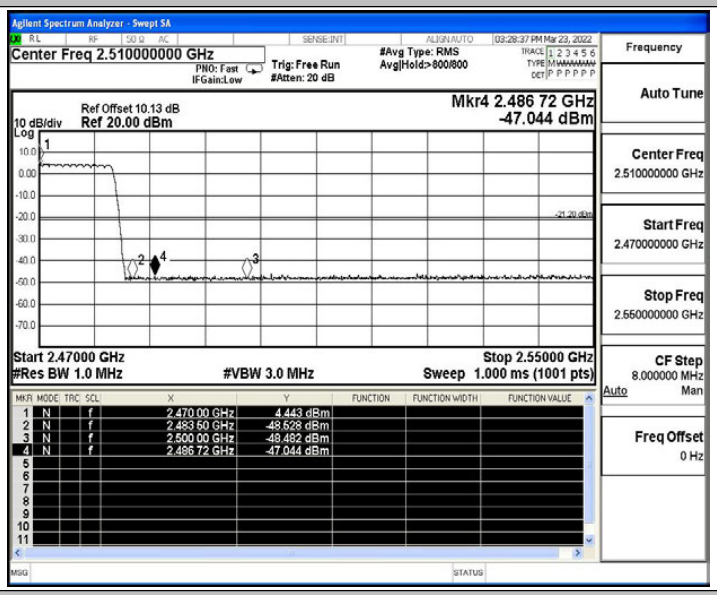

2DH5_Ant1_Low_2402_AV

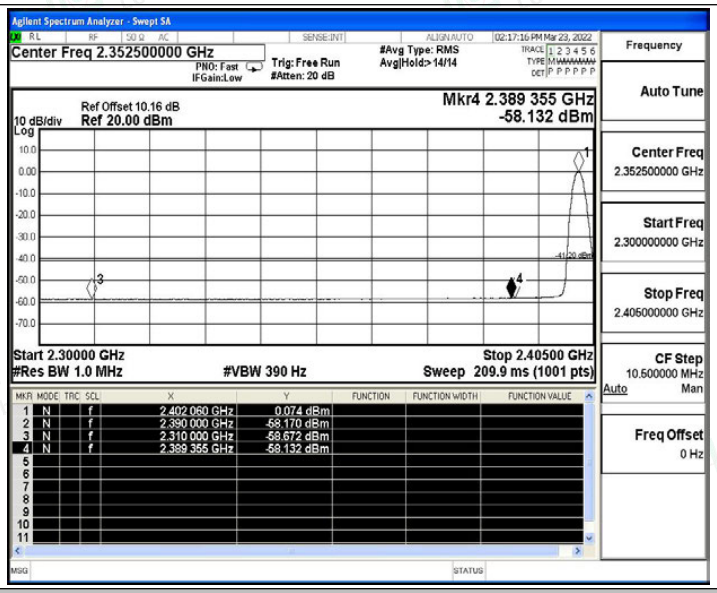

2DH5_Ant1_Low_2402_Peak

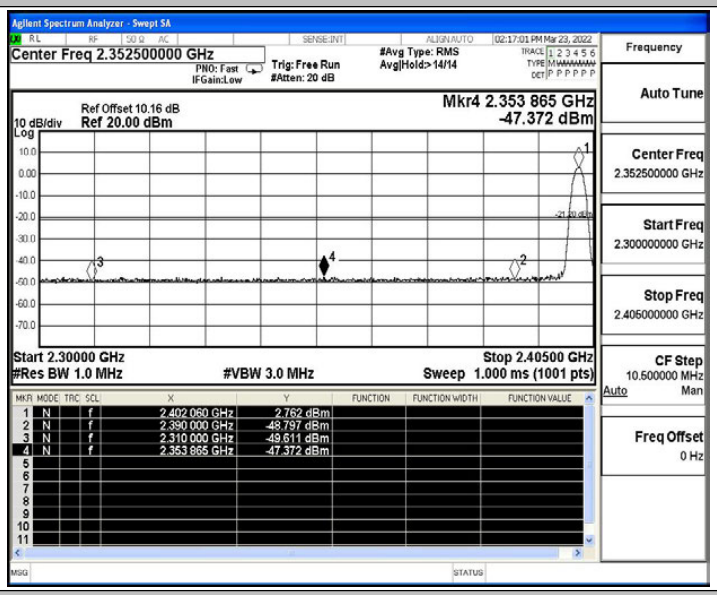

2DH5_Ant1_High_2480_AV

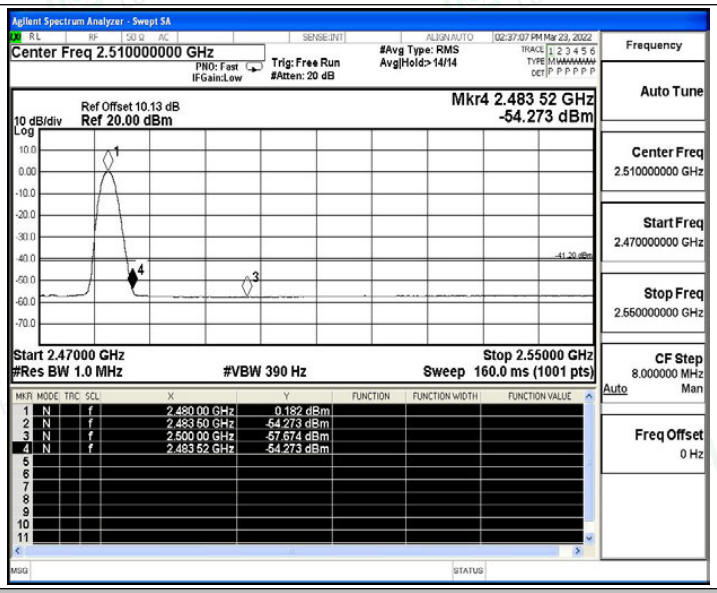

2DH5_Ant1_High_2480_Peak

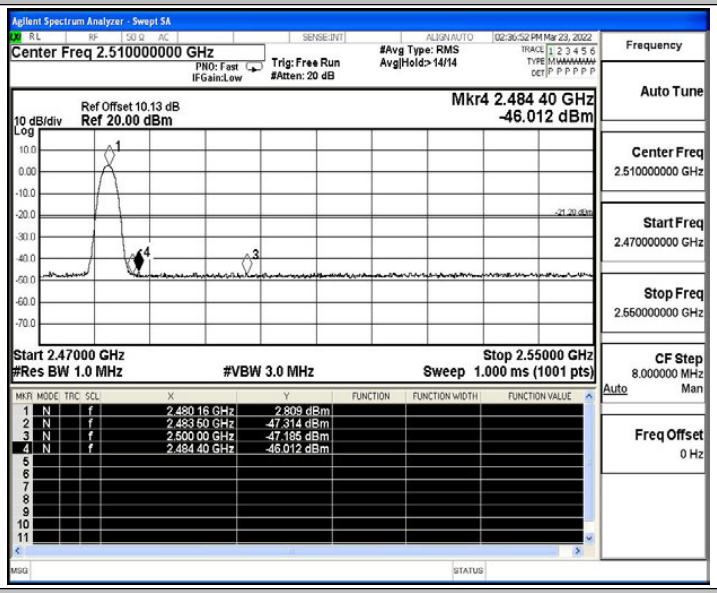

2DH5_Ant1_Low_Hop_2402_Peak

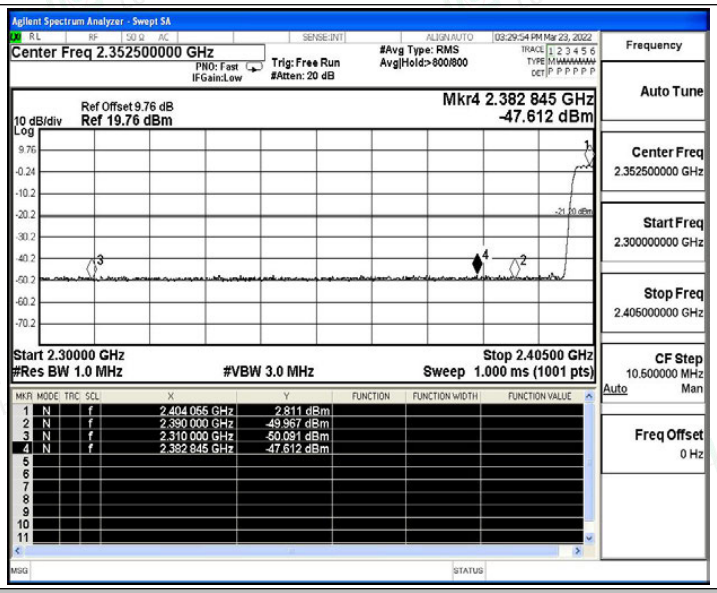

2DH5_Ant1_High_Hop_2480_Peak

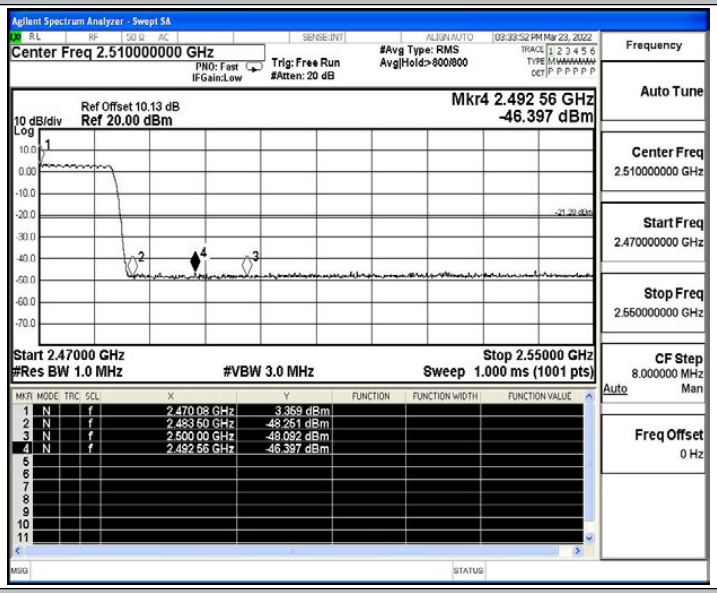

3DH5_Ant1_Low_2402_AV

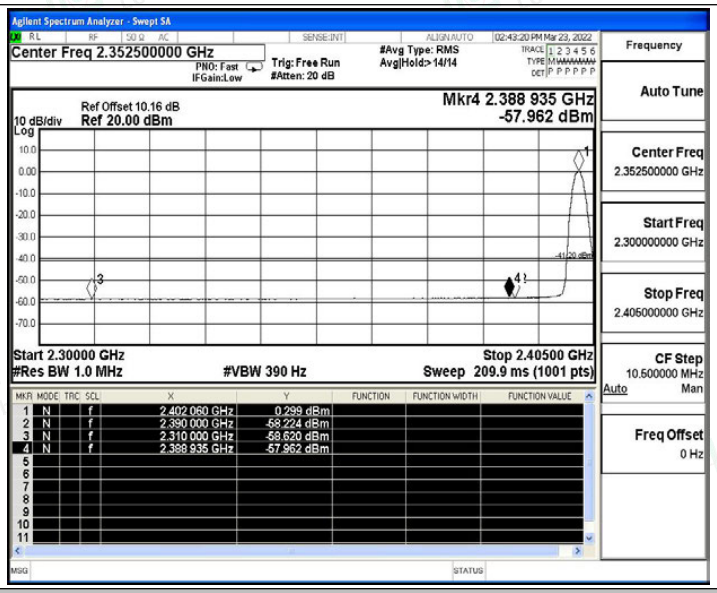

3DH5_Ant1_Low_2402_Peak

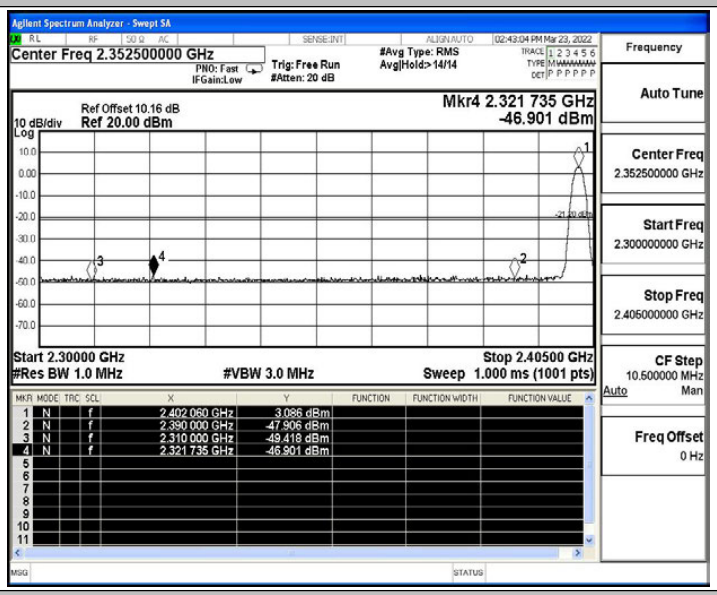

3DH5_Ant1_High_2480_AV

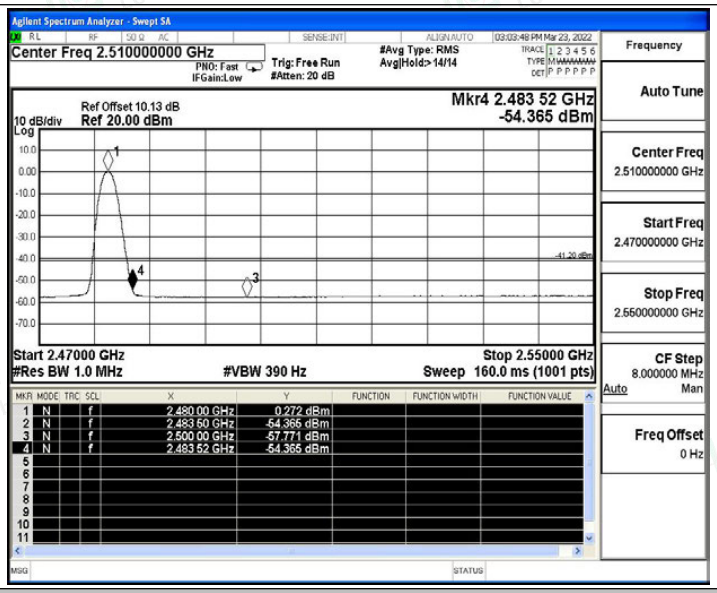

3DH5_Ant1_High_2480_Peak

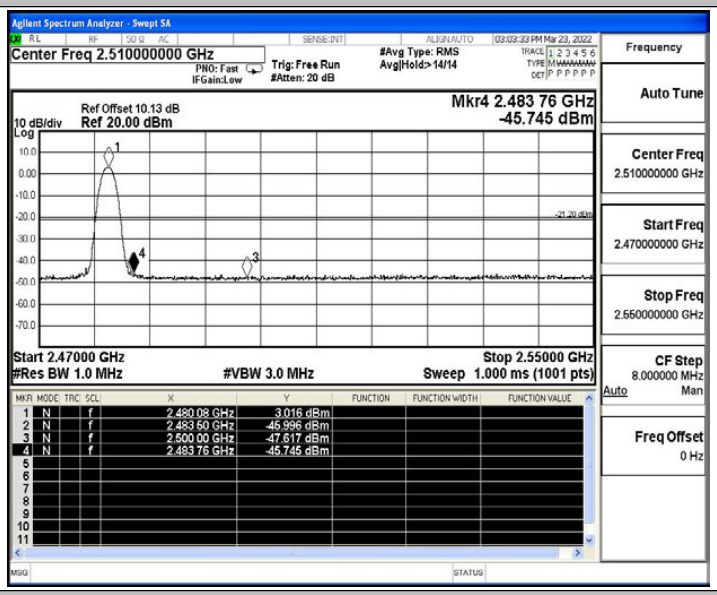

3DH5_Ant1_Low_Hop_2402_Peak

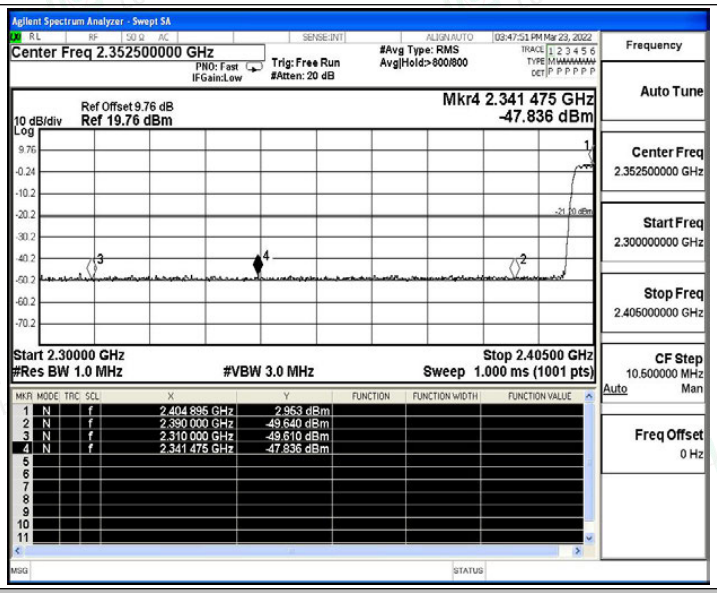
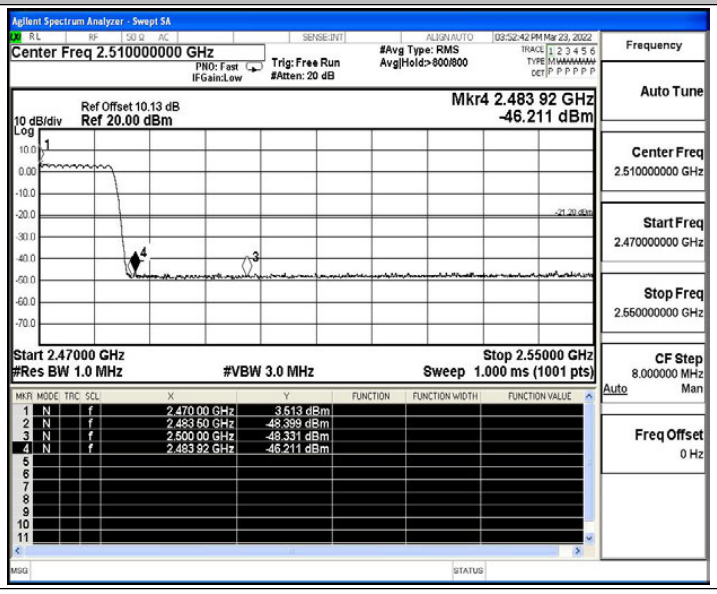
3DH5_Ant1_High_Hop_2480_Peak