Appendix E

RF Test Data for 5.8G WIFI (Conducted Measurement)

Product Name: WEBOS SMART TV

Test Model: PTVWEB75UHD

Environmental Conditions

Temperature:	23.5° C
Relative Humidity:	52.2%
ATM Pressure:	100.0 kPa
Test Engineer:	Mark Chen
Supervised by:	Lihn

E.1 6dB bandwidth

Test Result

Ant0

TestMode	Antenna	Channel	6db EBW [MHz]	FL[MHz]	FH[MHz]	Limit[MHz]	Verdict
11A	Ant0	5745	15.320	5737.440	5752.760	0.5	PASS
		5785	15.080	5777.480	5792.560	0.5	PASS
		5825	15.120	5817.440	5832.560	0.5	PASS
11N20SISO	Ant0	5745	15.120	5737.440	5752.560	0.5	PASS
		5785	15.040	5777.520	5792.560	0.5	PASS
		5825	15.080	5817.480	5832.560	0.5	PASS
11N40SISO	Ant0	5755	35.120	5737.480	5772.600	0.5	PASS
		5795	35.120	5777.480	5812.600	0.5	PASS
11AC20SISO	Ant0	5745	15.080	5737.480	5752.560	0.5	PASS
		5785	15.080	5777.480	5792.560	0.5	PASS
		5825	15.080	5817.480	5832.560	0.5	PASS
11AC40SISO	Ant0	5755	35.120	5737.480	5772.600	0.5	PASS
		5795	35.120	5777.480	5812.600	0.5	PASS
11AC80SISO	Ant0	5775	75.200	5737.400	5812.600	0.5	PASS

Test Graphs

11A_Ant0_5745

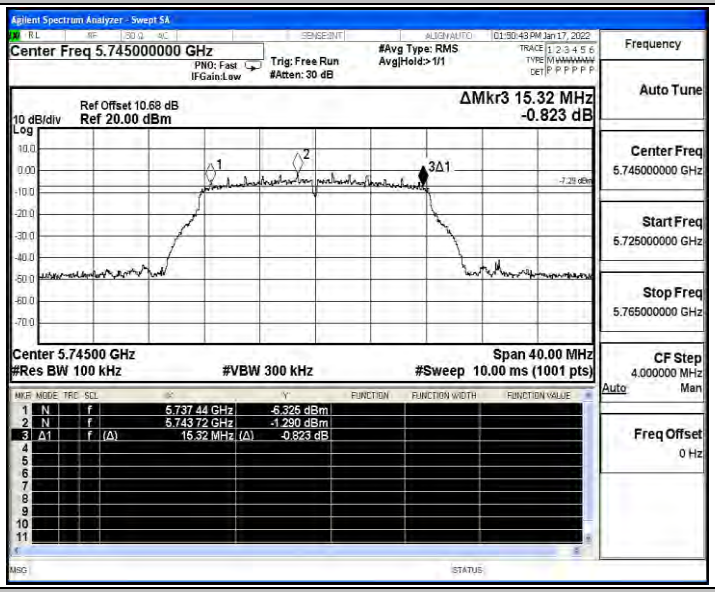

11A_Ant0_5785

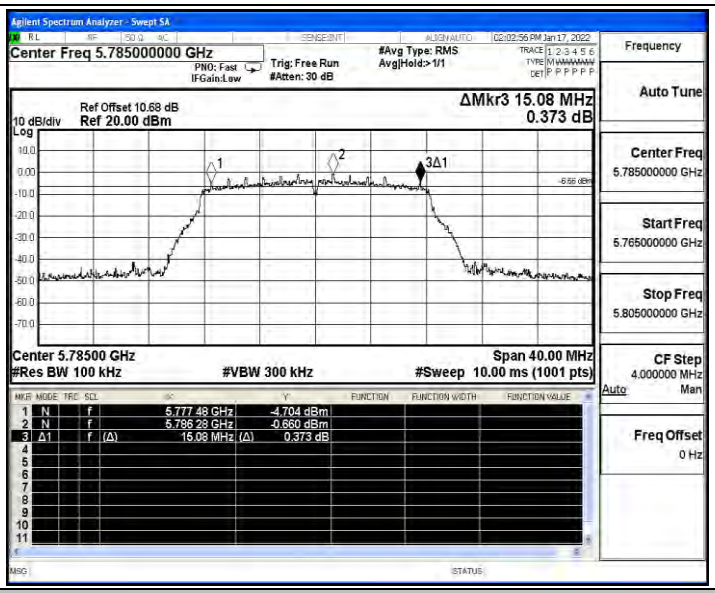

11A_Ant0_5825

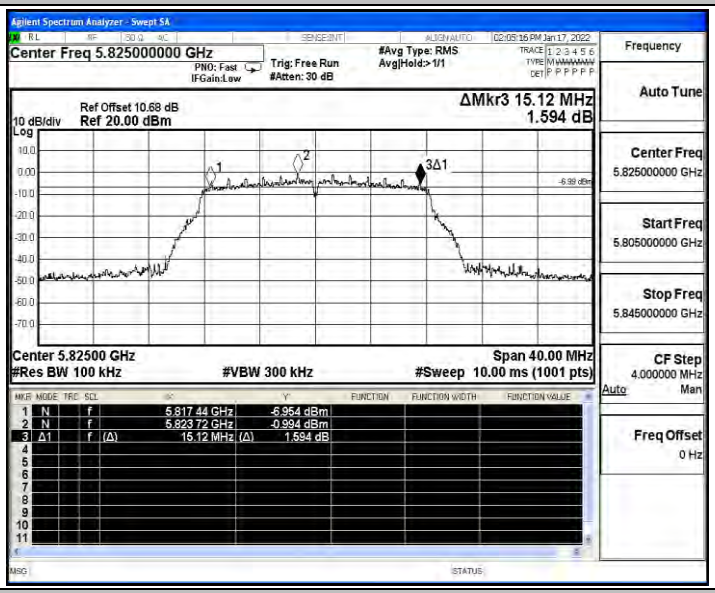

11N20SISO_Ant0_5745

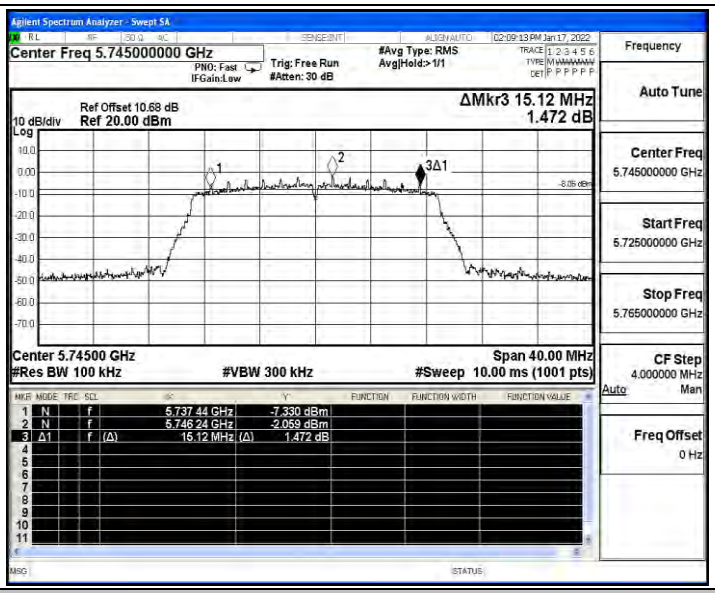

11N20SISO_Ant0_5785

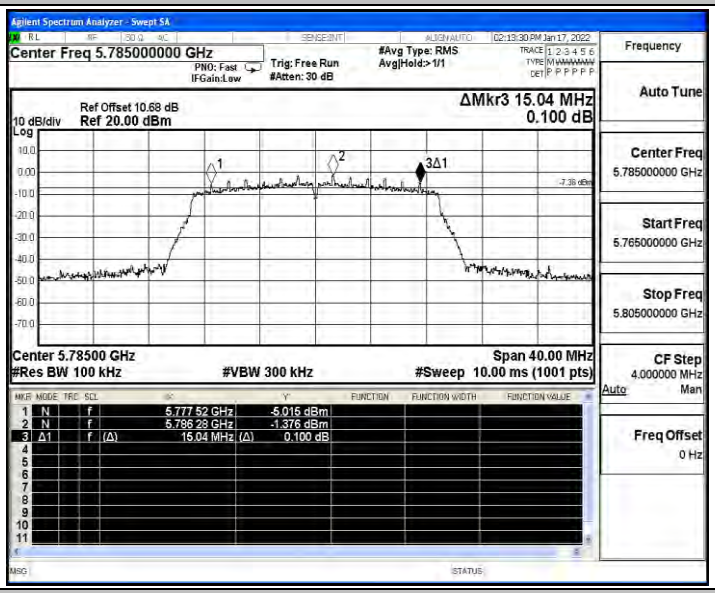

11N20SISO_Ant0_5825

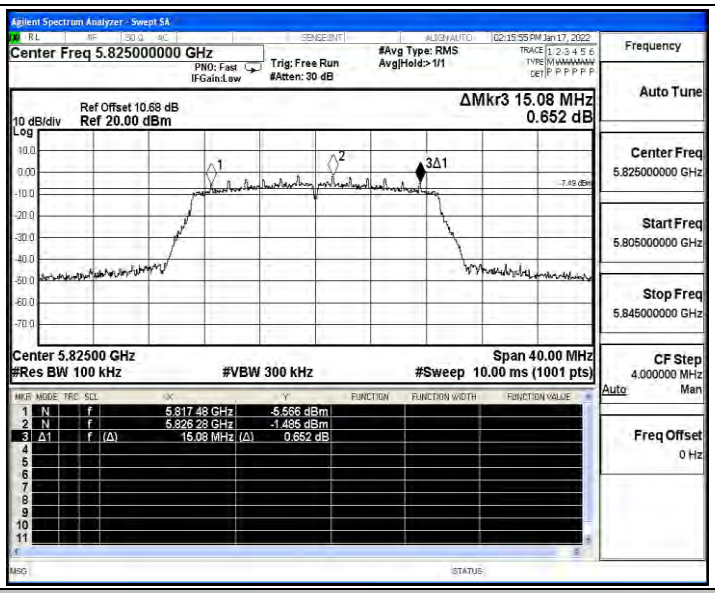

11N40SISO_Ant0_5755

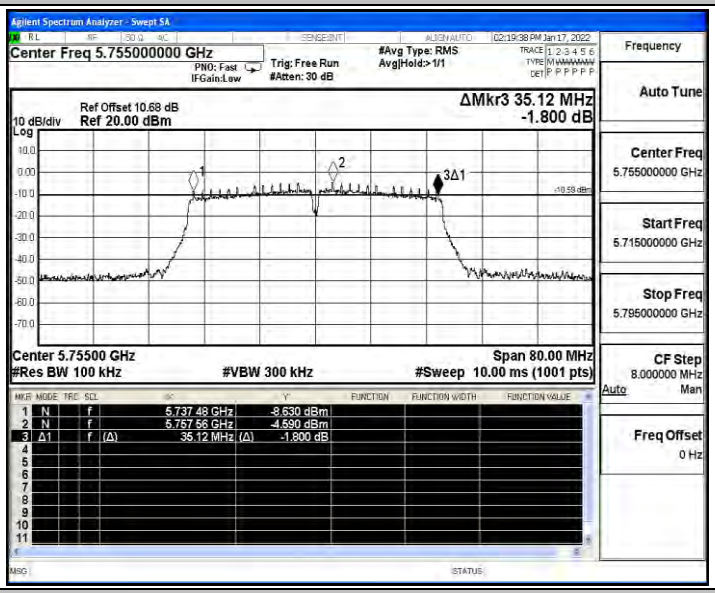

11N40SISO_Ant0_5795

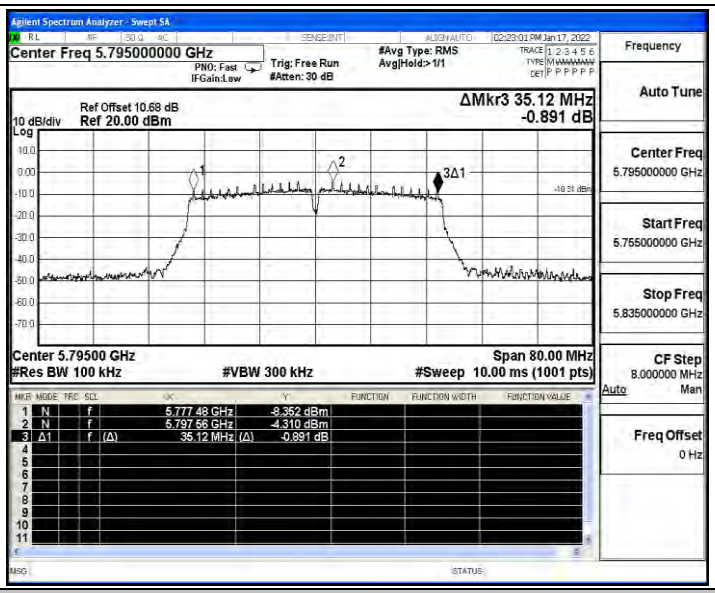

11AC20SISO_Ant0_5745

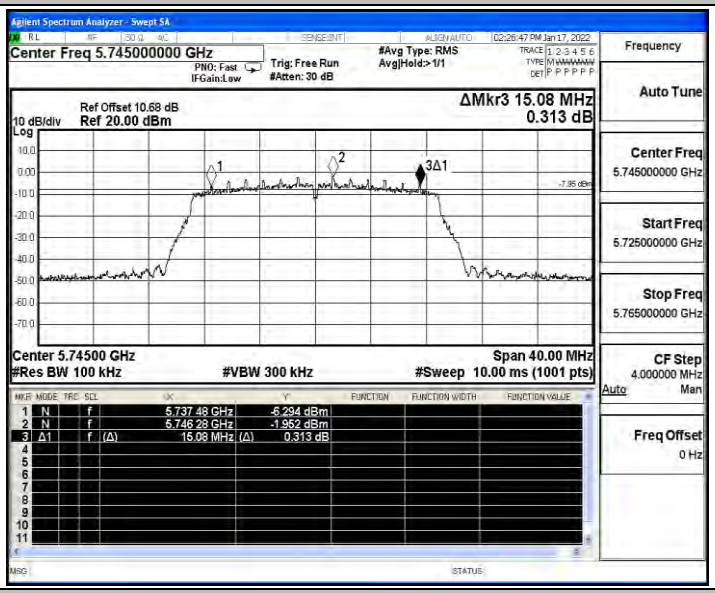

11AC20SISO_Ant0_5785

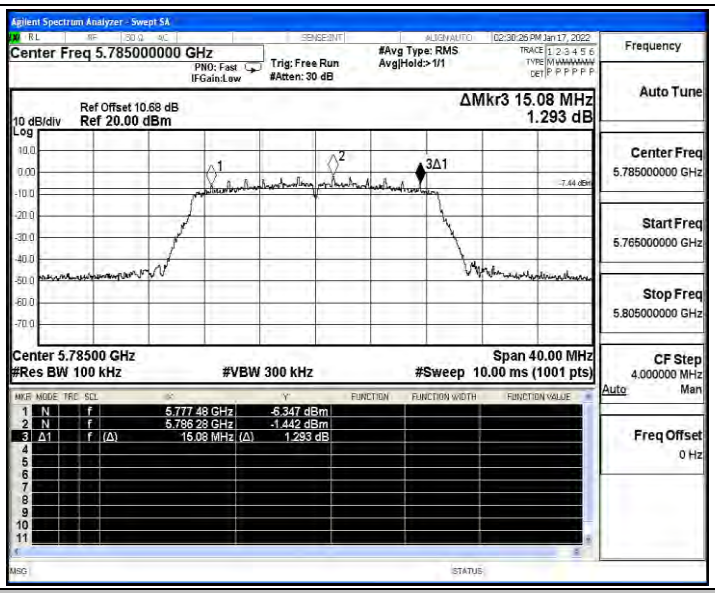

11AC20SISO_Ant0_5825

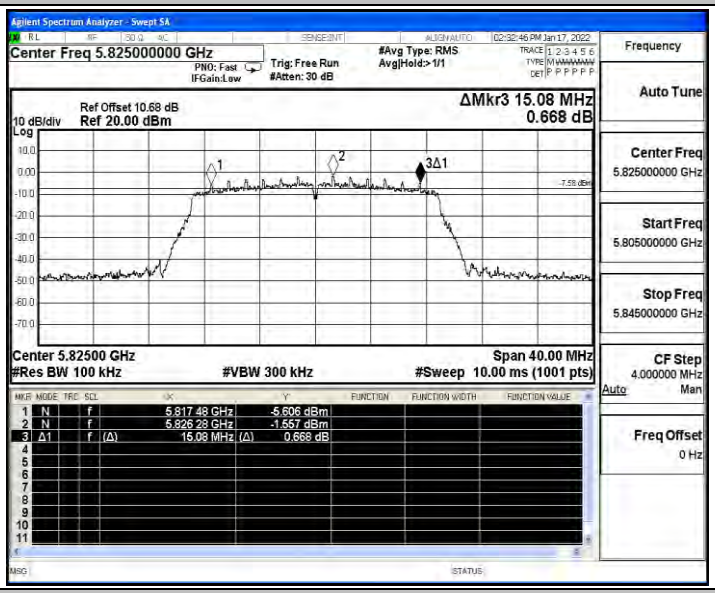

11AC40SISO_Ant0_5755

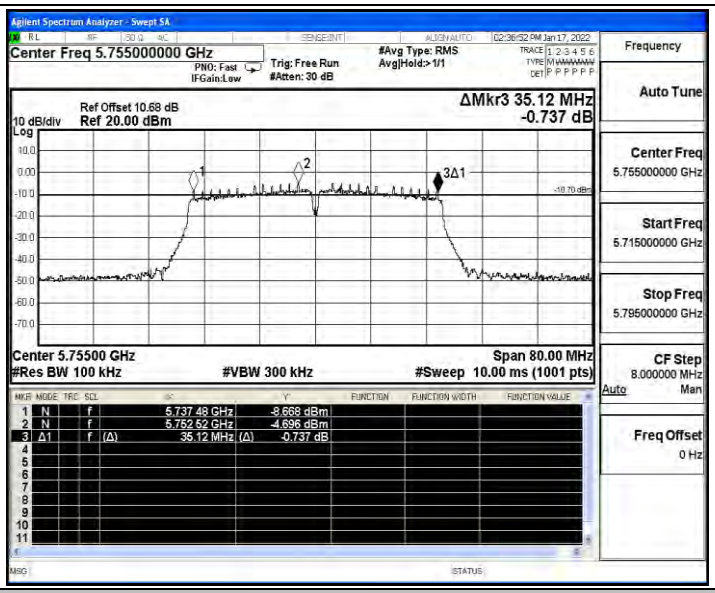

11AC40SISO_Ant0_5795

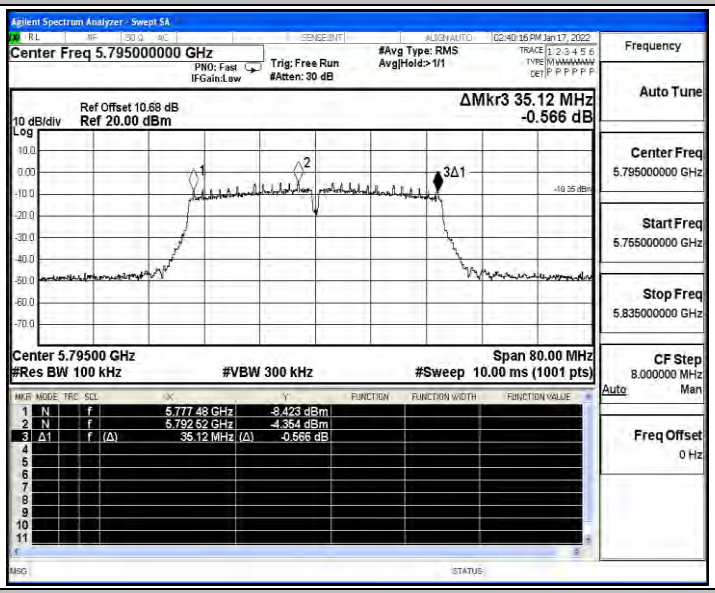

11AC80SISO_Ant0_5775

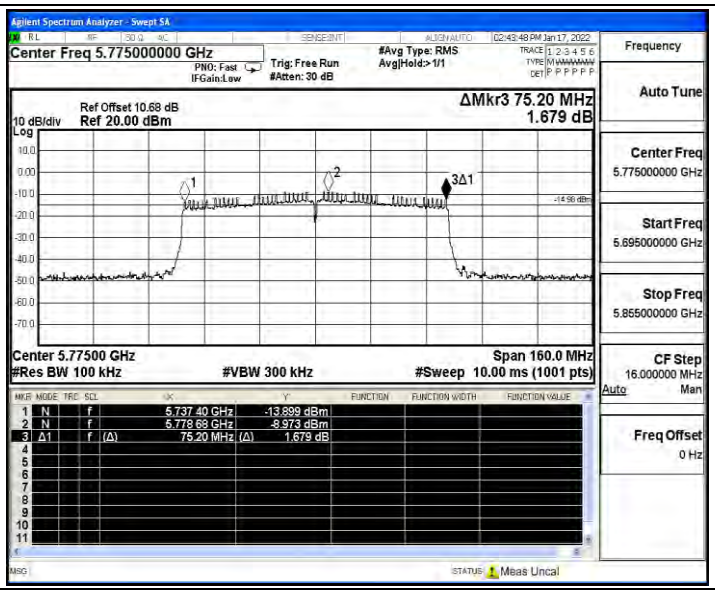
Agilent Spectrum Analyzer - Swept SA
Center Freq 5.775000000 GHz
PNO: Fast
IFGain:Low
Trig: Free Run
#Atten: 30 dB
#Avg Type: RMS
Avg|Hold:>1/1
02:43:48 PM Jan 17, 2022
Frequency
Auto Tune
Ref Offset 10.68 dB
10 dB/div Ref 20.00 dBm
ΔMkr3 75.20 MHz
1.679 dB
Center Freq
5.775000000 GHz
Start Freq
5.695000000 GHz
Stop Freq
5.855000000 GHz
Center 5.77500 GHz
#Res BW 100 kHz
#VBW 300 kHz
Span 160.0 MHz
#Sweep 10.00 ms (1001 pts)
CF Step
16.000000 MHz
Auto Man
Freq Offset
0 Hz
1 N f 5.737 40 GHz -13.899 dBm
2 N f 5.778 68 GHz -8.973 dBm
3 Δ1 f (Δ) 75.20 MHz (Δ) 1.679 dB
Meas Uncal

Ant1

TestMode	Antenna	Channel	6db EBW [MHz]	FL[MHz]	FH[MHz]	Limit[MHz]	Verdict
11A	Ant1	5745	15.960	5737.120	5753.080	0.5	PASS
		5785	15.400	5777.440	5792.840	0.5	PASS
		5825	15.680	5817.440	5833.120	0.5	PASS
11N20SISO	Ant1	5745	16.520	5736.880	5753.400	0.5	PASS
		5785	16.560	5776.520	5793.080	0.5	PASS
		5825	16.200	5817.200	5833.400	0.5	PASS
11N40SISO	Ant1	5755	35.120	5737.400	5772.520	0.5	PASS
		5795	35.120	5777.400	5812.520	0.5	PASS
11AC20SISO	Ant1	5745	16.920	5736.560	5753.480	0.5	PASS
		5785	15.920	5777.160	5793.080	0.5	PASS
		5825	15.400	5817.440	5832.840	0.5	PASS
11AC40SISO	Ant1	5755	35.040	5737.480	5772.520	0.5	PASS
		5795	35.120	5777.400	5812.520	0.5	PASS
11AC80SISO	Ant1	5775	75.200	5737.400	5812.600	0.5	PASS

Test Graphs

11A_Ant1_5745

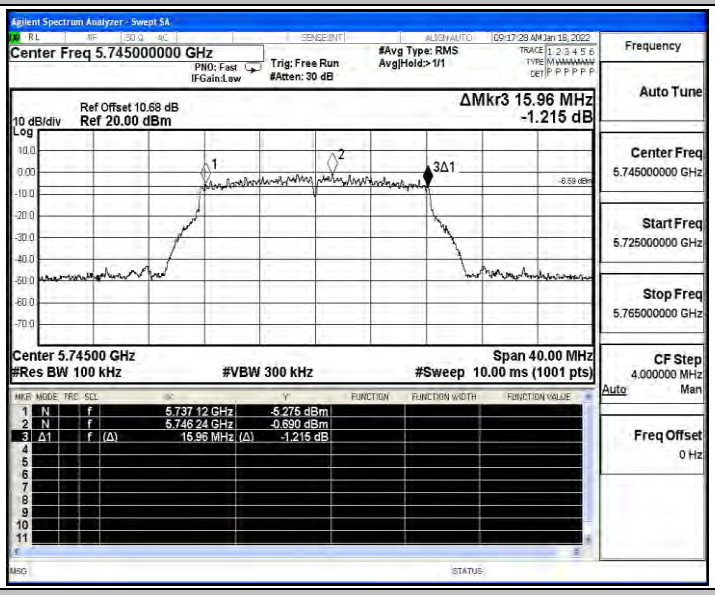

11A_Ant1_5785

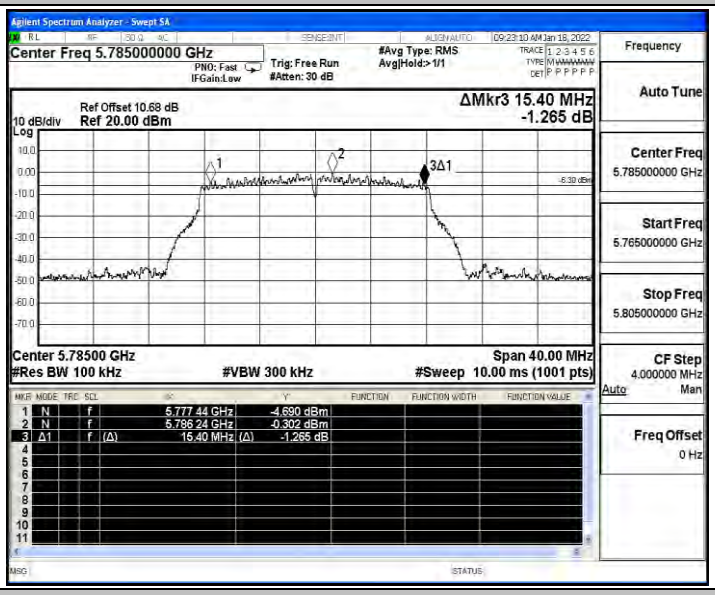

11A_Ant1_5825

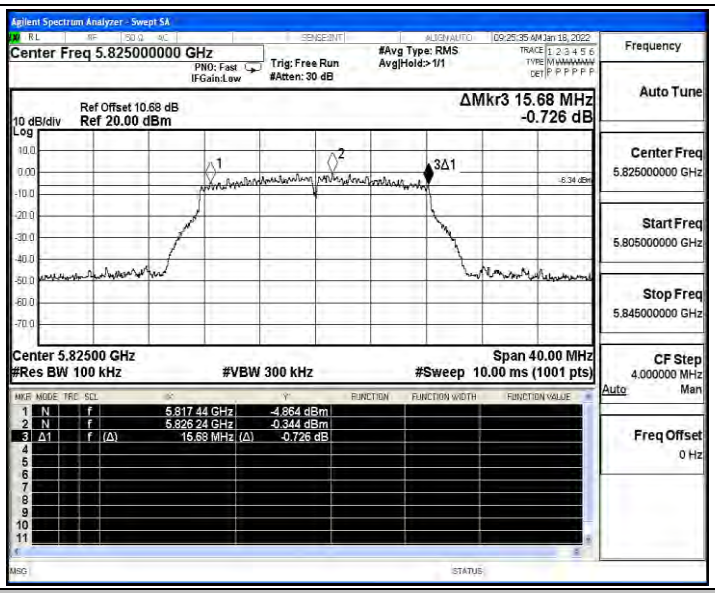

11N20SISO_Ant1_5745

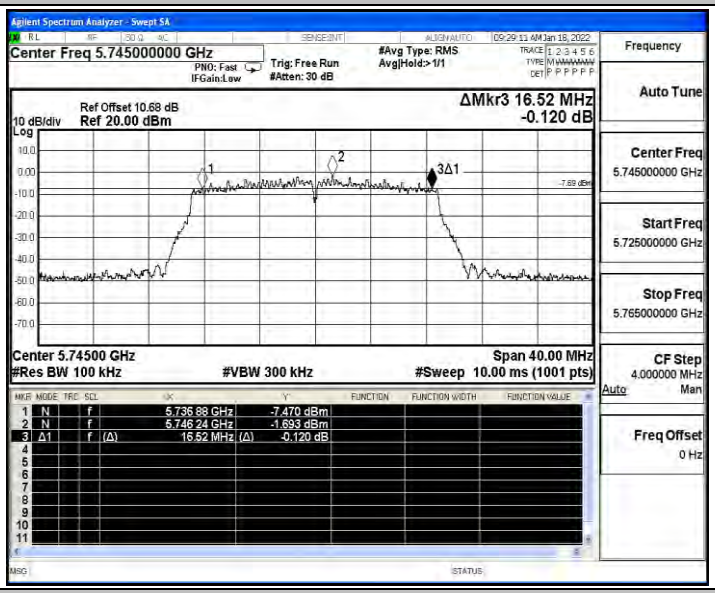

11N20SISO_Ant1_5785

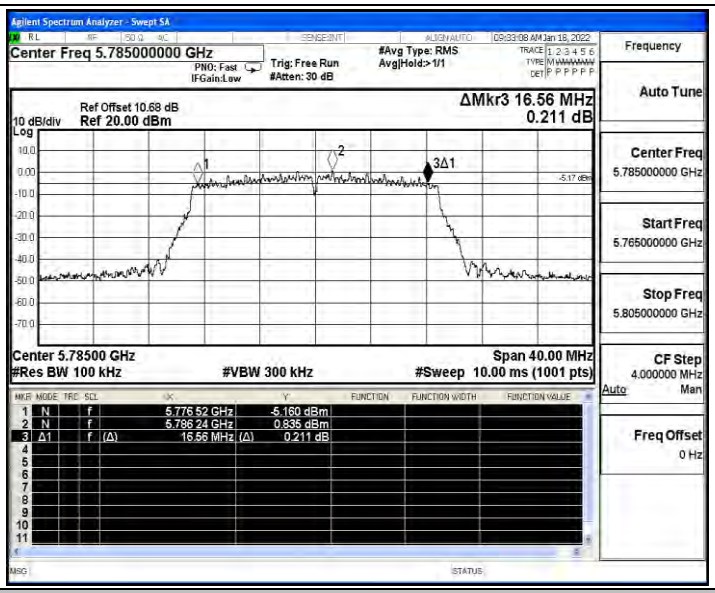

11N20SISO_Ant1_5825

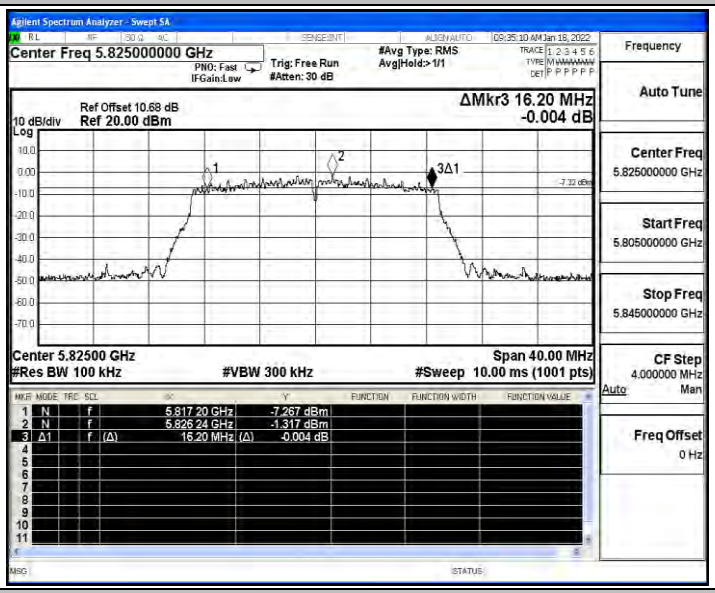

11N40SISO_Ant1_5755

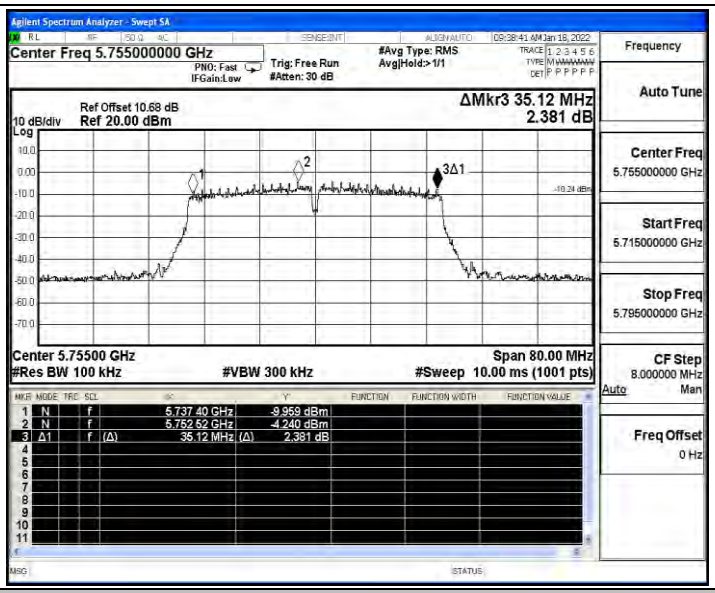

11N40SISO_Ant1_5795

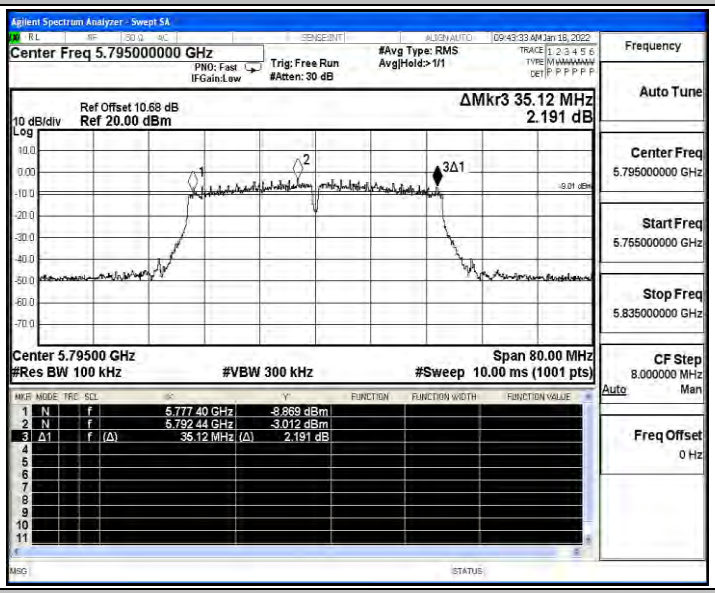

11AC20SISO_Ant1_5745

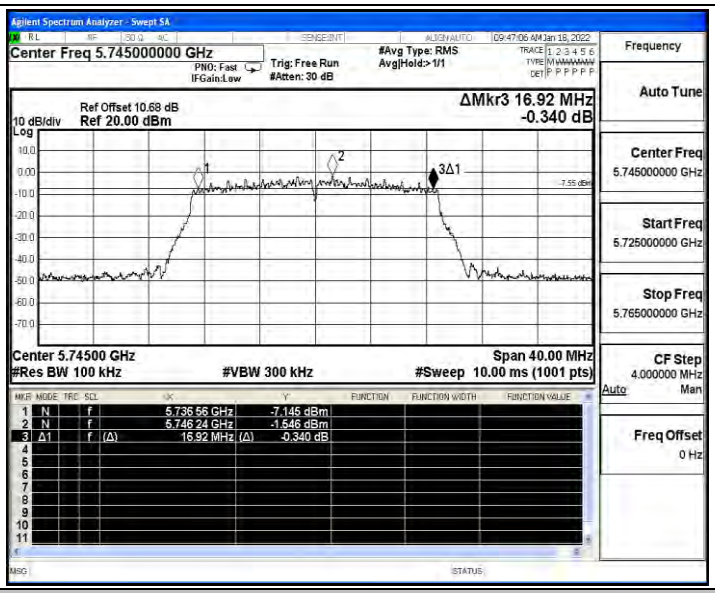

11AC20SISO_Ant1_5785

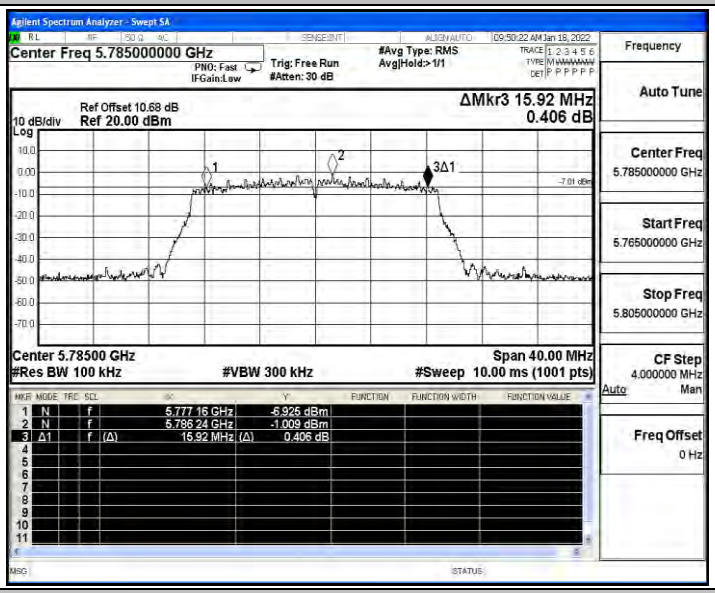

11AC20SISO_Ant1_5825

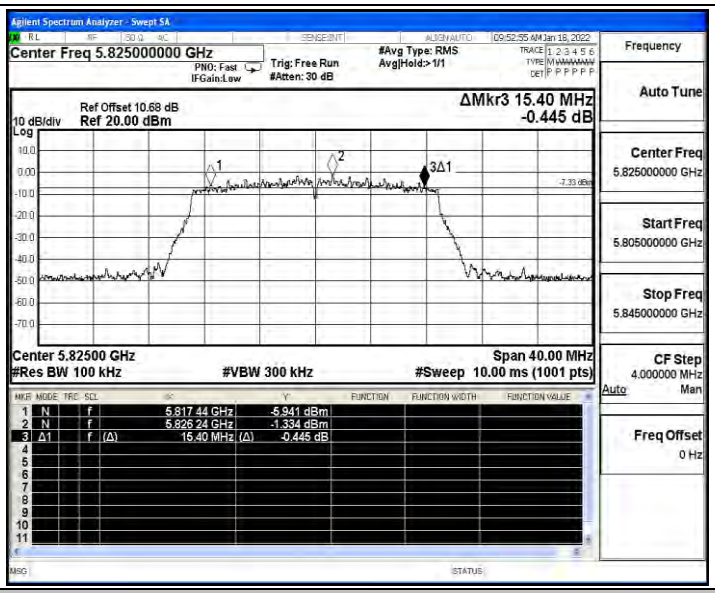

11AC40SISO_Ant1_5755

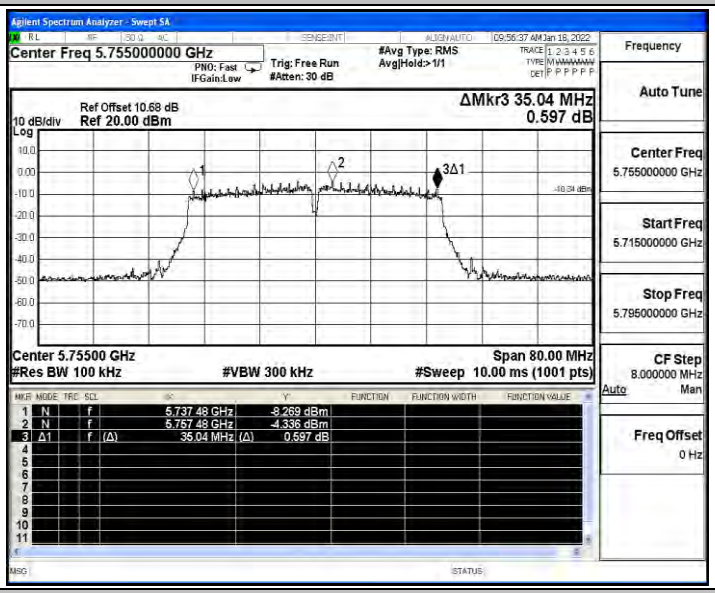

11AC40SISO_Ant1_5795

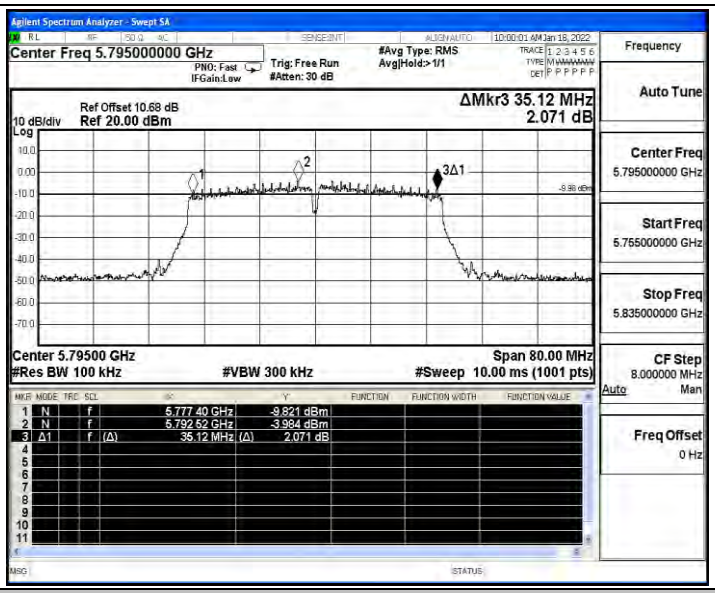

11AC80SISO_Ant1_5775

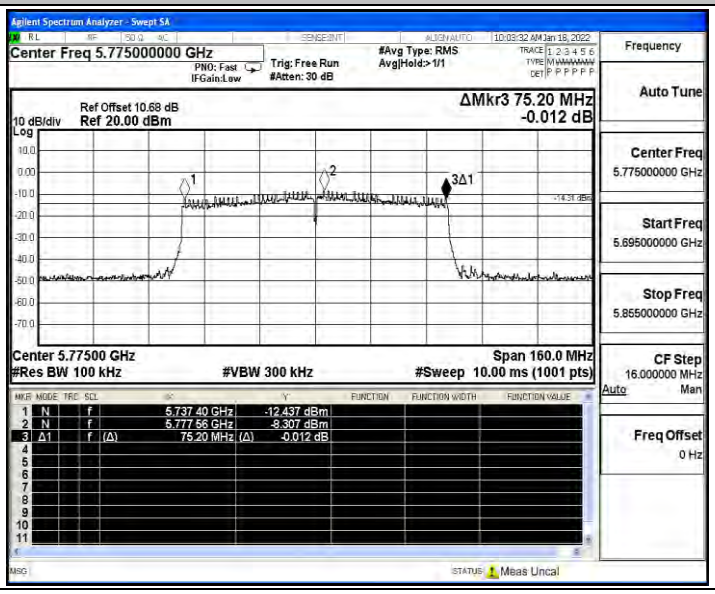

E.2 Maximum conducted output power

Test Result

Ant0

TestMode	Antenna	Channel	Result[dBm]	Limit[dBm]	Verdict
11A	Ant0	5745	9.51	≤30.00	PASS
		5785	9.95	≤30.00	PASS
		5825	9.87	≤30.00	PASS
11N20SISO	Ant0	5745	8.49	≤30.00	PASS
		5785	8.90	≤30.00	PASS
		5825	8.89	≤30.00	PASS
11N40SISO	Ant0	5755	8.59	≤30.00	PASS
		5795	8.98	≤30.00	PASS
11AC20SISO	Ant0	5745	8.44	≤30.00	PASS
		5785	8.81	≤30.00	PASS
		5825	8.84	≤30.00	PASS
11AC40SISO	Ant0	5755	8.53	≤30.00	PASS
		5795	8.83	≤30.00	PASS
11AC80SISO	Ant0	5775	6.62	≤30.00	PASS

Ant1

TestMode	Antenna	Channel	Result[dBm]	Limit[dBm]	Verdict
11A	Ant1	5745	9.84	≤30.00	PASS
		5785	9.96	≤30.00	PASS
		5825	10.12	≤30.00	PASS
11N20SISO	Ant1	5745	8.73	≤30.00	PASS
		5785	10.91	≤30.00	PASS
		5825	9.05	≤30.00	PASS
11N40SISO	Ant1	5755	8.71	≤30.00	PASS
		5795	9.95	≤30.00	PASS
11AC20SISO	Ant1	5745	8.78	≤30.00	PASS
		5785	9.13	≤30.00	PASS
		5825	8.97	≤30.00	PASS
11AC40SISO	Ant1	5755	8.55	≤30.00	PASS
		5795	8.81	≤30.00	PASS
11AC80SISO	Ant1	5775	7.34	≤30.00	PASS

MIMO

Test Mode	Channel	Frequency (MHz)	Ant 0 Conducted Power (dBm)	Ant 1 Conducted Power (dBm)	MIMO Conducted Power (dBm)	Limit (dBm)	Verdict
11N20	149	5745	8.49	8.73	11.62	≤30	Pass
	157	5785	8.90	10.91	13.03		Pass
	165	5825	8.89	9.05	11.98		Pass
11N40	151	5755	8.59	8.71	11.66	≤30	Pass
	159	5795	8.98	9.95	12.50		Pass
11AC20	149	5745	8.44	8.78	11.62	≤30	Pass
	157	5785	8.81	9.13	11.98		Pass
	165	5825	8.84	8.97	11.92		Pass
11AC40	151	5755	8.53	8.55	11.55	≤30	Pass
	159	5795	8.83	8.81	11.83		Pass
11AC80	155	5775	6.62	7.34	10.01	≤30	Pass

Note：The Duty Cycle Factor is compensated in the graph.

E.3 Maximum power spectral density

Test Result

TestMode	Antenna	Channel	Result [dBm/500KHz]	Limit [dBm/500KHz]	Verdict
11A	Ant0	5745	-3.64	≤30.00	PASS
		5785	-3.26	≤30.00	PASS
		5825	-3.45	≤30.00	PASS
11N20SISO	Ant0	5745	-4.98	≤30.00	PASS
		5785	-4.54	≤30.00	PASS
		5825	-4.53	≤30.00	PASS
11N40SISO	Ant0	5755	-7.89	≤30.00	PASS
		5795	-7.50	≤30.00	PASS
11AC20SISO	Ant0	5745	-5.07	≤30.00	PASS
		5785	-4.54	≤30.00	PASS
		5825	-4.54	≤30.00	PASS
11AC40SISO	Ant0	5755	-8.06	≤30.00	PASS
		5795	-7.69	≤30.00	PASS
11AC80SISO	Ant0	5775	-12.87	≤30.00	PASS

TestMode	Antenna	Channel	Result [dBm/500KHz]	Limit [dBm/500KHz]	Verdict
11A	Ant1	5745	-3.13	≤30.00	PASS
		5785	-2.98	≤30.00	PASS
		5825	-2.83	≤30.00	PASS
11N20SISO	Ant1	5745	-4.07	≤30.00	PASS
		5785	-2.00	≤30.00	PASS
		5825	-3.87	≤30.00	PASS
11N40SISO	Ant1	5755	-7.28	≤30.00	PASS
		5795	-5.85	≤30.00	PASS
11AC20SISO	Ant1	5745	-4.13	≤30.00	PASS
		5785	-3.99	≤30.00	PASS
		5825	-4.16	≤30.00	PASS
11AC40SISO	Ant1	5755	-7.33	≤30.00	PASS
		5795	-7.07	≤30.00	PASS
11AC80SISO	Ant1	5775	-11.34	≤30.00	PASS

MIMO

Test Mode	Channel	Frequency (MHz)	Ant 0 Power Density (dBm/500KHz)	Ant 1 Power Density (dBm/500KHz)	MIMO Power Density (dBm/500KHz)	Report Power Density (dBm/500KHz)	Verdict
11N20	149	5745	-4.98	-4.07	-1.49	≤30	Pass
	157	5785	-4.54	-2.00	-0.08		Pass
	165	5825	-4.53	-3.87	-1.18		Pass
11N40	151	5755	-7.89	-7.28	-4.56	≤30	Pass
	159	5795	-7.50	-5.85	-3.59		Pass
11AC20	149	5745	-5.07	-4.13	-1.56	≤30	Pass
	157	5785	-4.54	-3.99	-1.25		Pass
	165	5825	-4.54	-4.16	-1.34		Pass
11AC40	151	5755	-8.06	-7.33	-4.67	≤30	Pass
	159	5795	-7.69	-7.07	-4.36		Pass
11AC80	155	5775	-12.87	-11.34	-9.03	≤30	Pass

Test Graphs

Ant0

11A_Ant0_5745

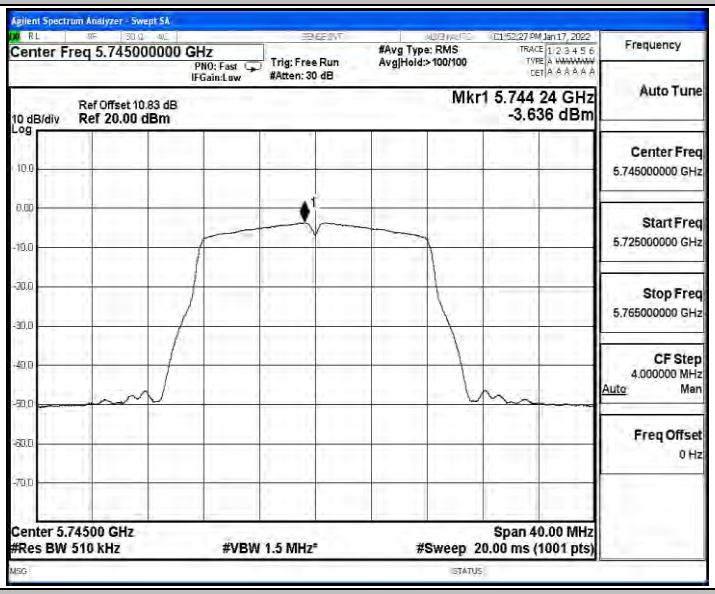

11A_Ant0_5785

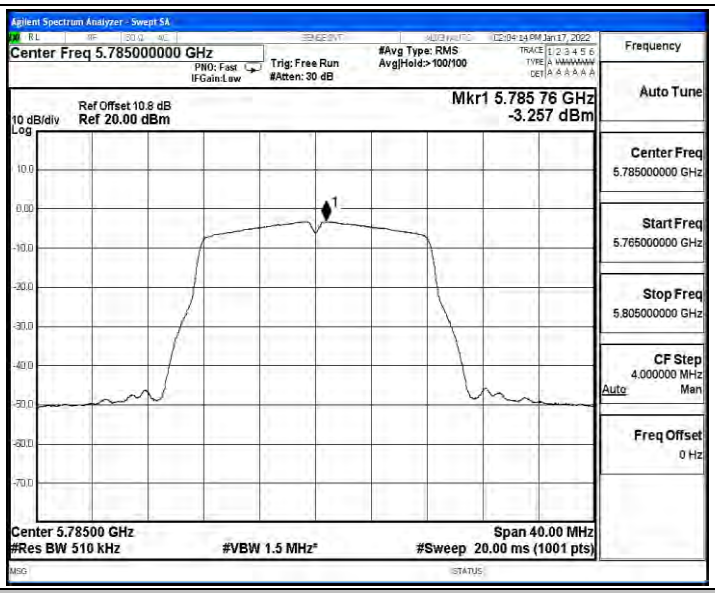

11A_Ant0_5825

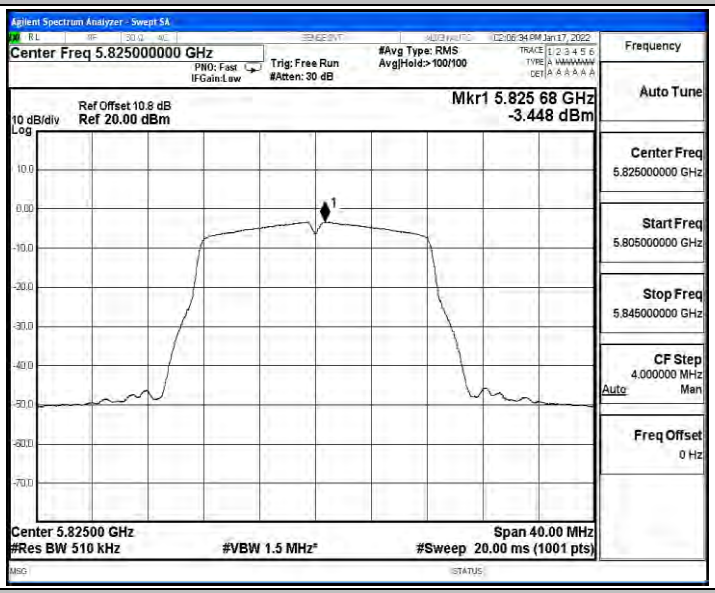

11N20SISO_Ant0_5745

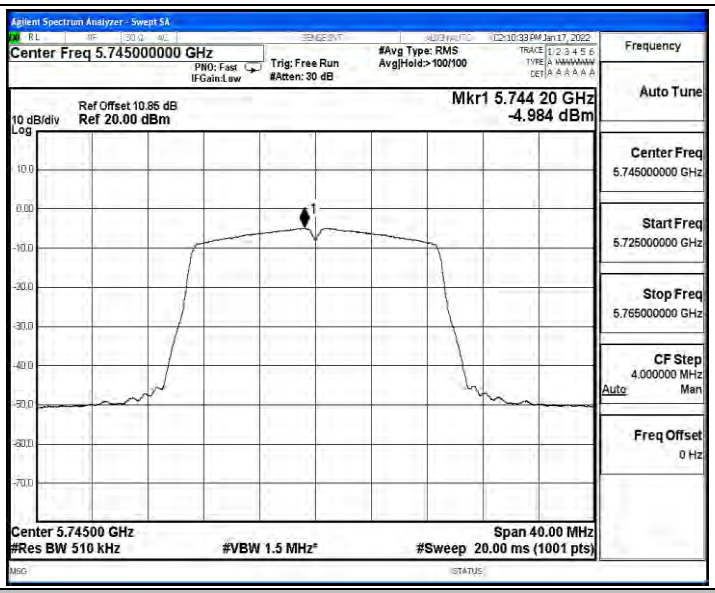

11N20SISO_Ant0_5785

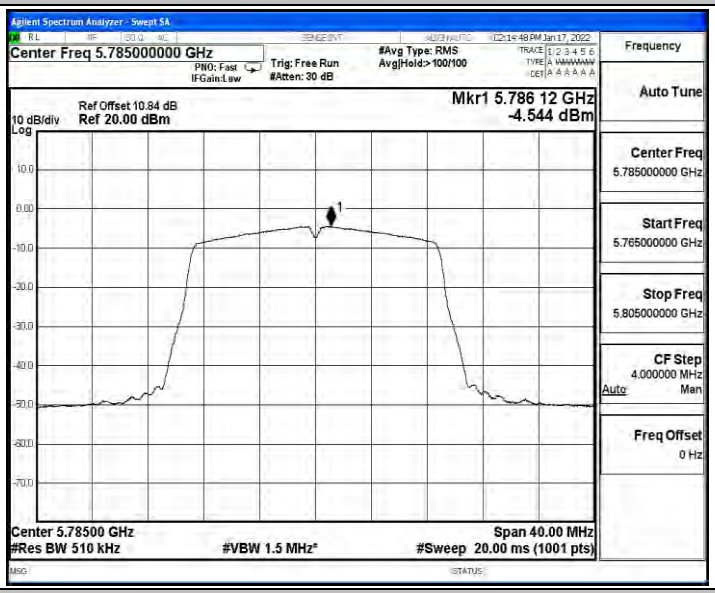

11N20SISO_Ant0_5825

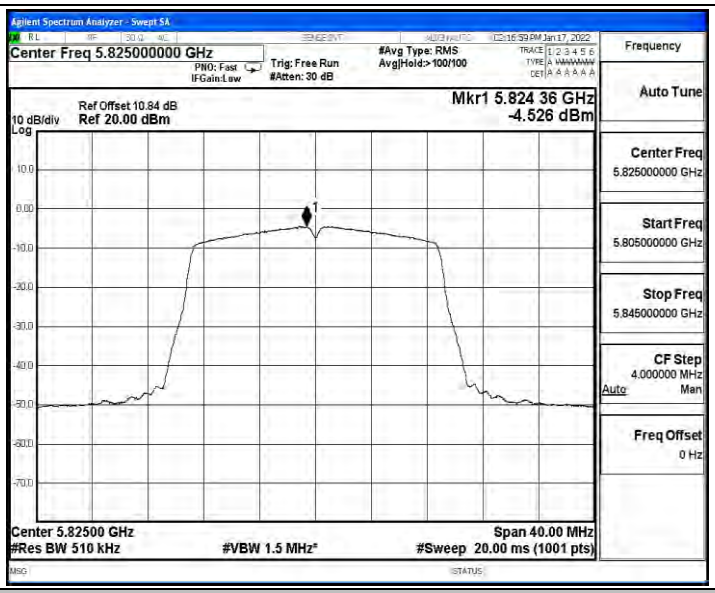

11N40SISO_Ant0_5755

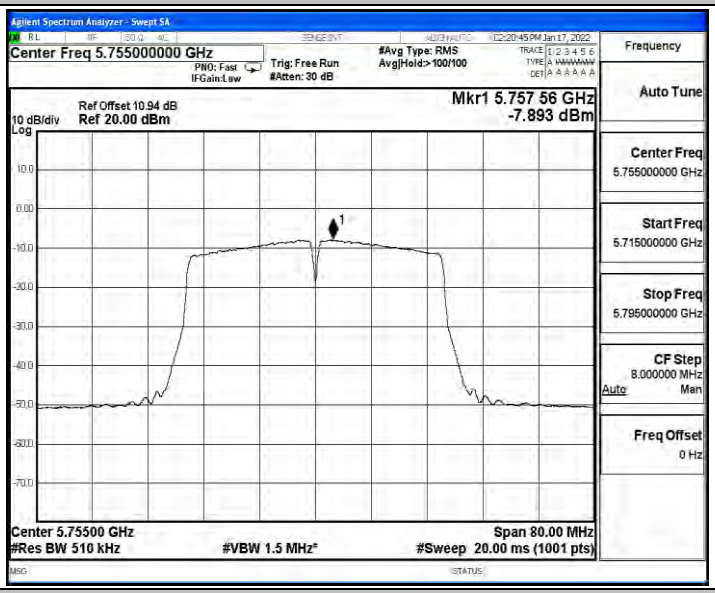

11N40SISO_Ant0_5795

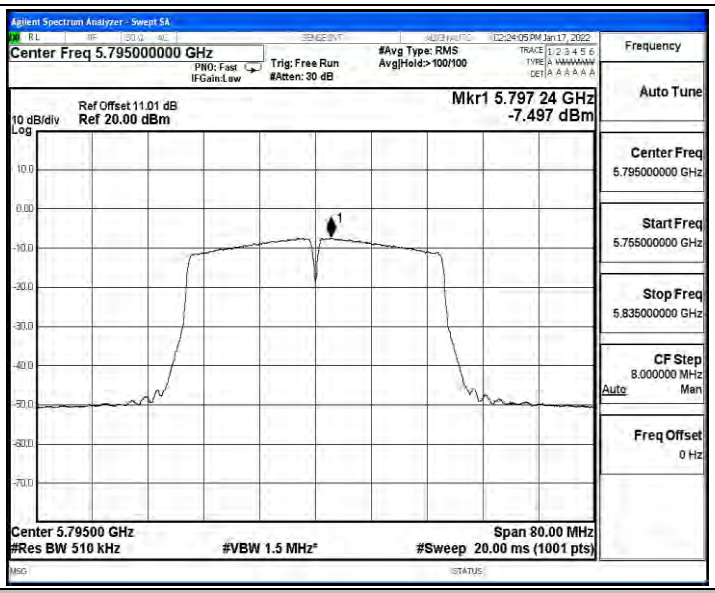

11AC20SISO_Ant0_5745

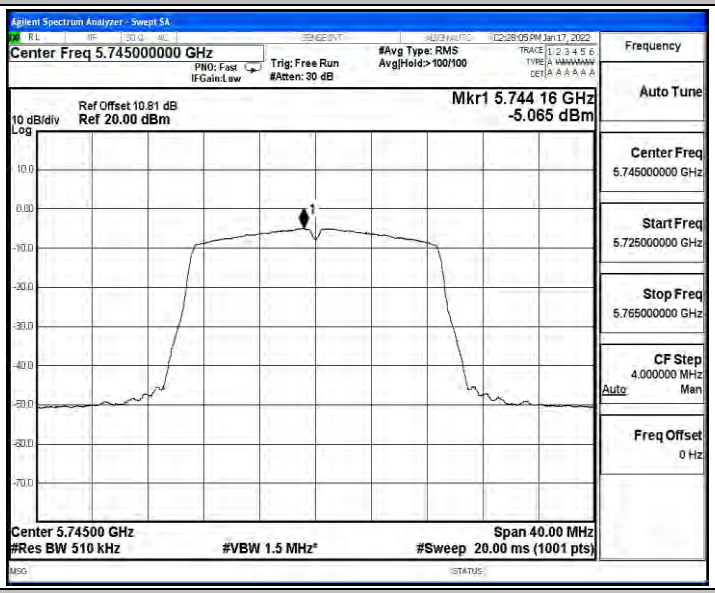

11AC20SISO_Ant0_5785

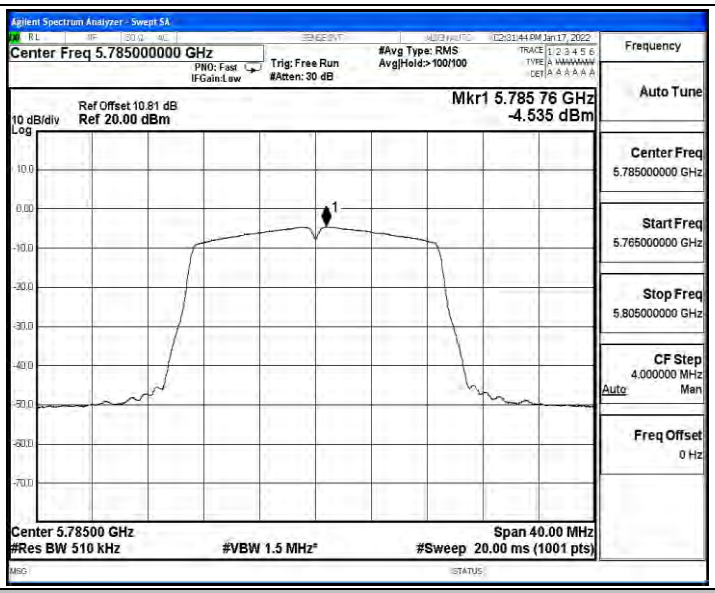

11AC20SISO_Ant0_5825

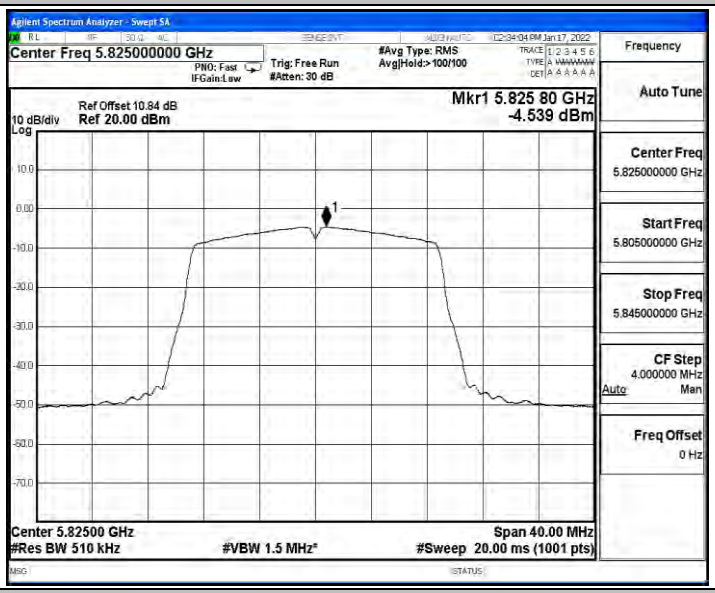

11AC40SISO_Ant0_5755

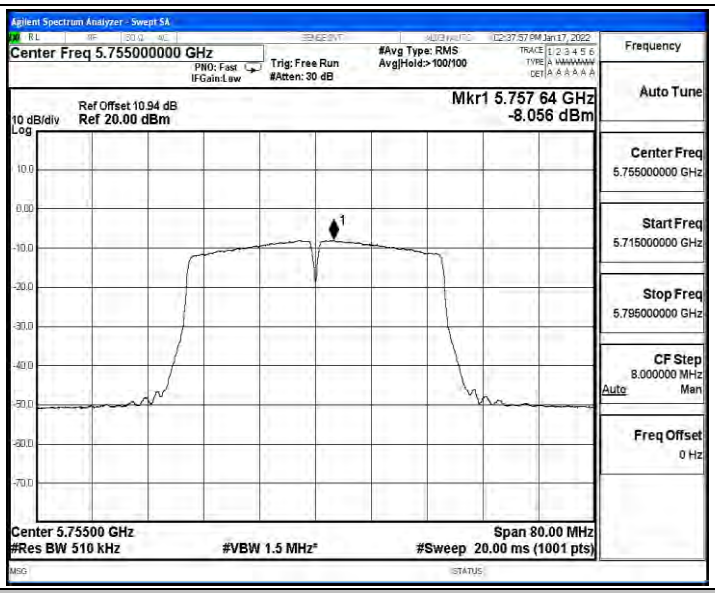

11AC40SISO_Ant0_5795

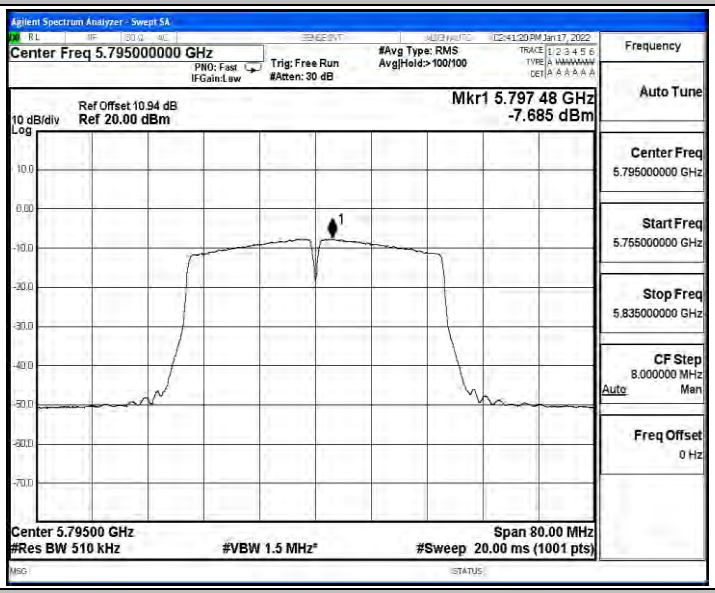

11AC80SISO_Ant0_5775

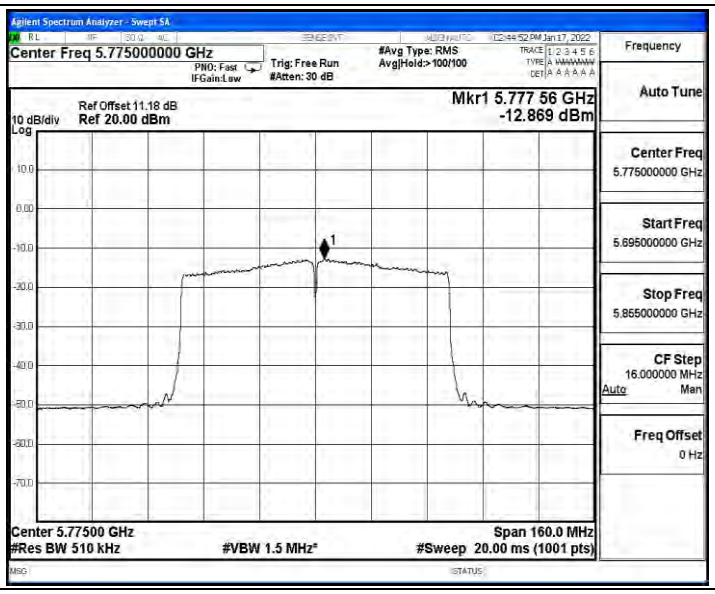
Agilent Spectrum Analyzer - Swept SA
Center Freq 5.775000000 GHz
PNO: Fast
IFGain:Low
Trig: Free Run
#Atten: 30 dB
#Avg Type: RMS
Avg|Hold:>100/100
12:44:52 PM Jan 17, 2022
Frequency
Auto Tune
Ref Offset 11.18 dB
10 dB/div
Ref 20.00 dBm
Log
Mkr1 5.777 56 GHz
-12.869 dBm
Center Freq
5.775000000 GHz
Start Freq
5.695000000 GHz
Stop Freq
5.855000000 GHz
CF Step
16.000000 MHz
Auto
Man
Freq Offset
0 Hz
Center 5.77500 GHz
#Res BW 510 kHz
#VBW 1.5 MHz*
Span 160.0 MHz
#Sweep 20.00 ms (1001 pts)

Ant1

Test Graphs

11A_Ant1_5745

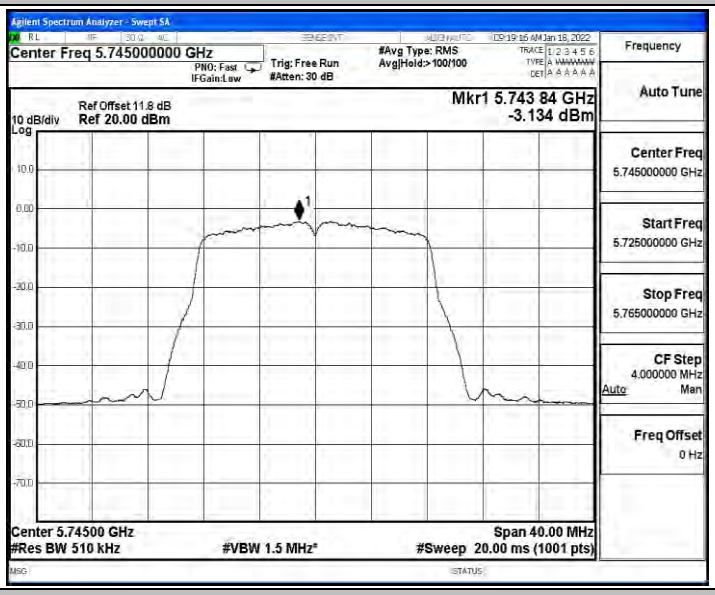

11A_Ant1_5785

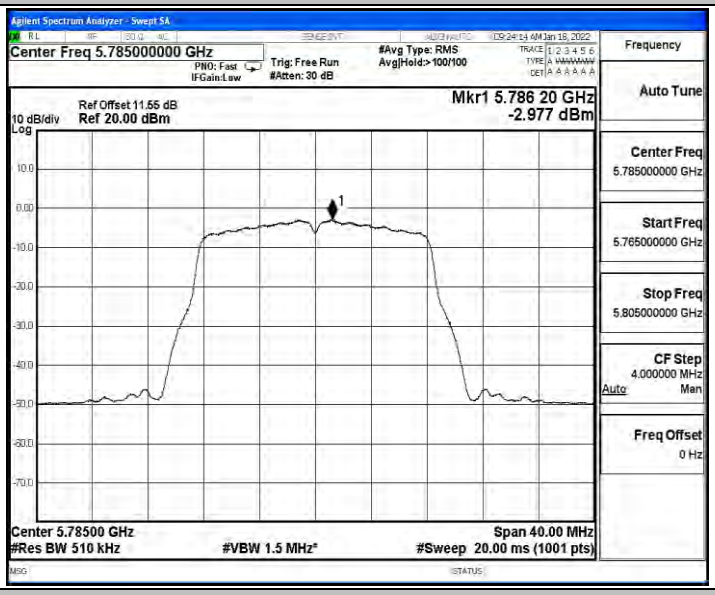

11A_Ant1_5825

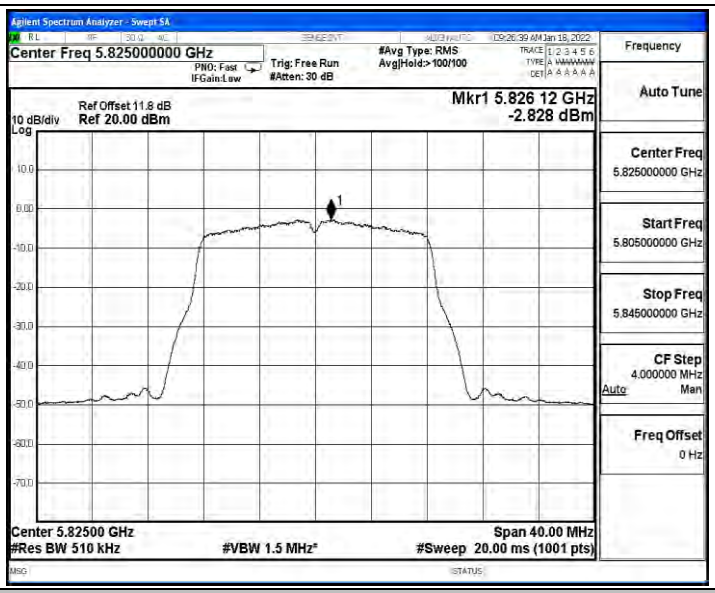

11N20SISO_Ant1_5745

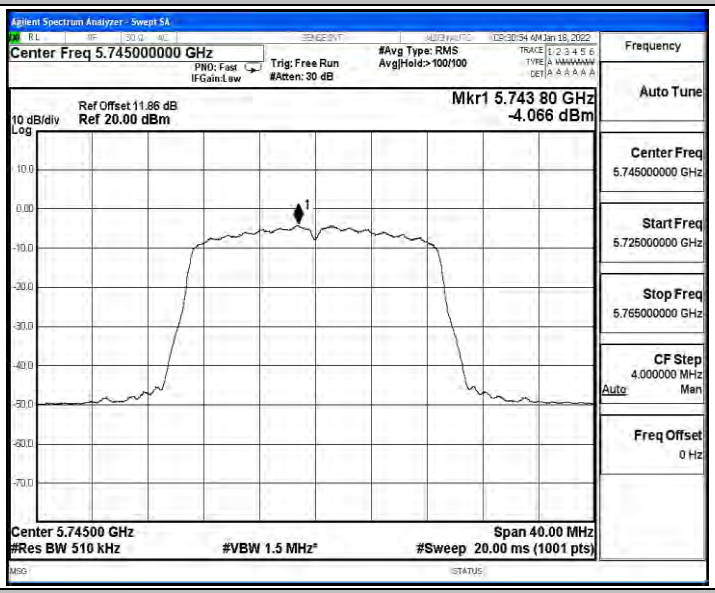

11N20SISO_Ant1_5785

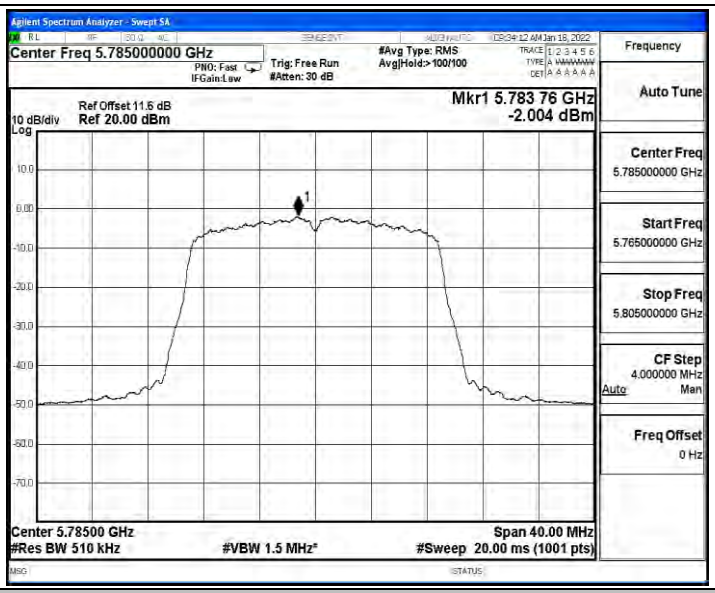

11N20SISO_Ant1_5825

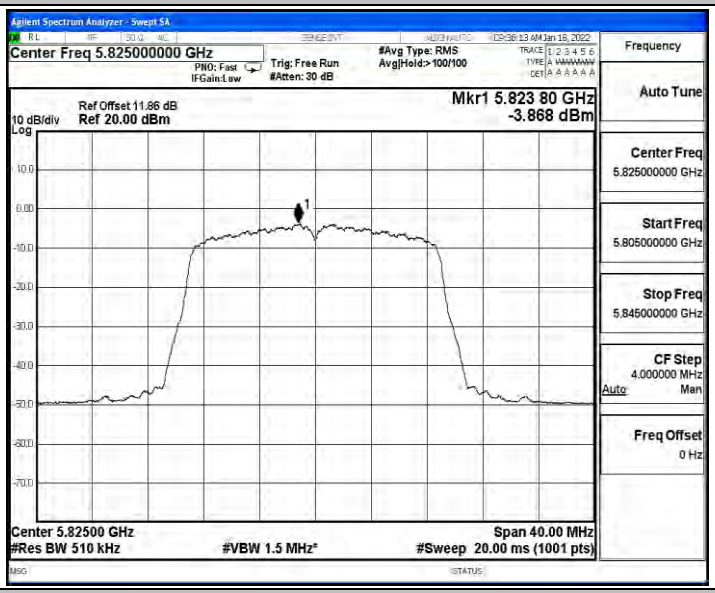

11N40SISO_Ant1_5755

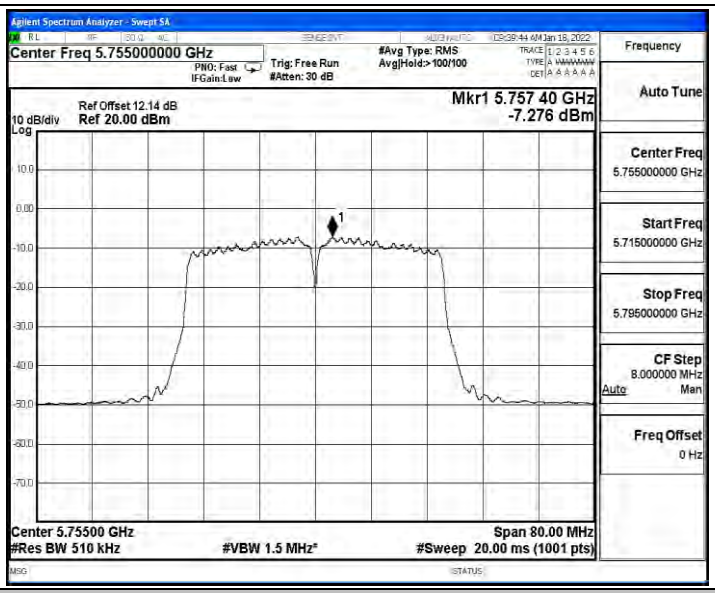

11N40SISO_Ant1_5795

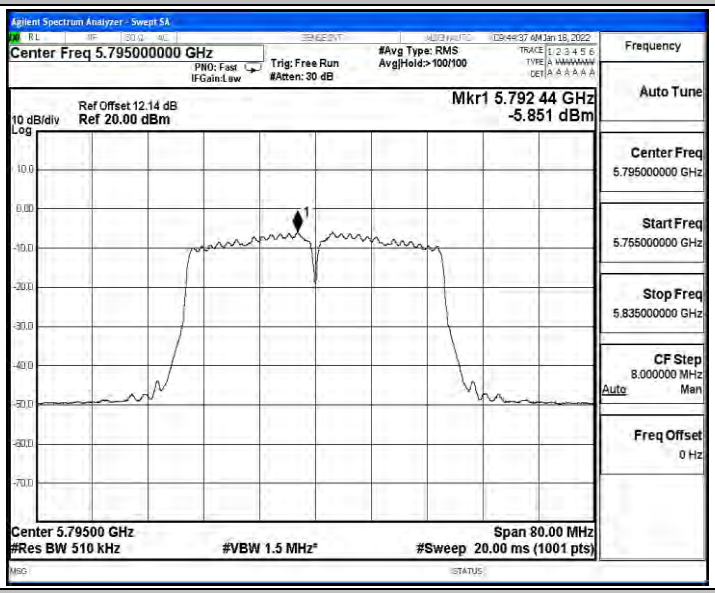

11AC20SISO_Ant1_5745

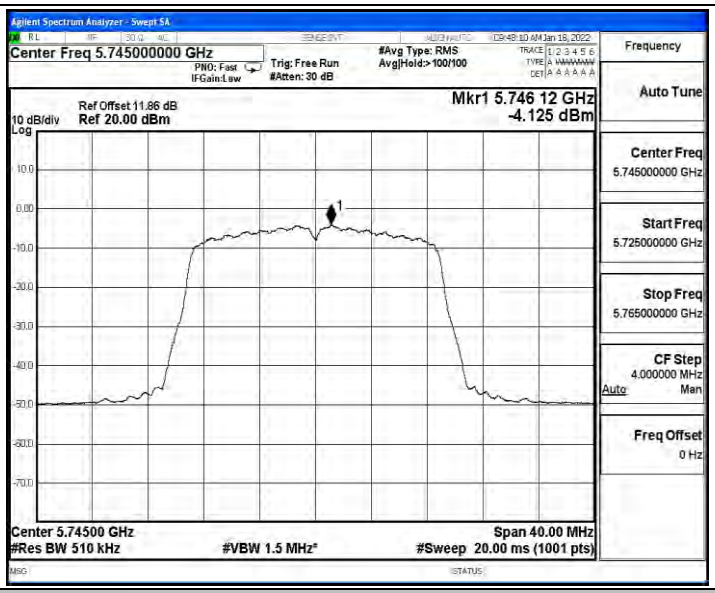

11AC20SISO_Ant1_5785

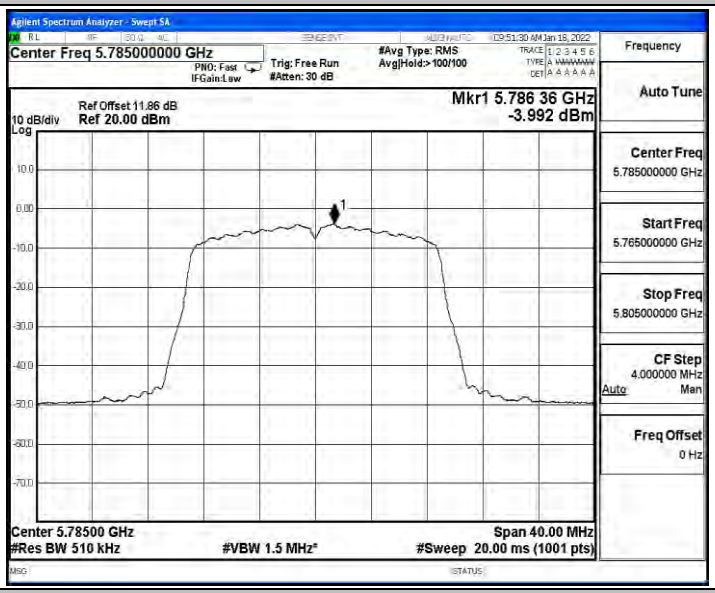

11AC20SISO_Ant1_5825

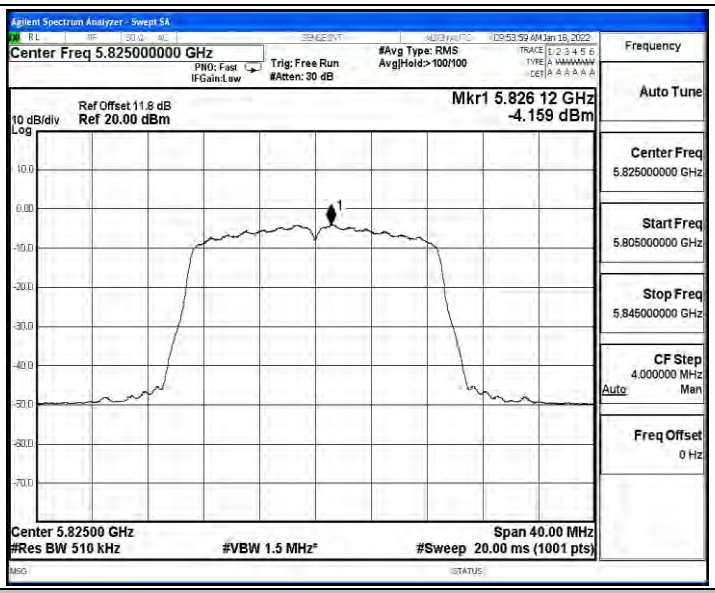

11AC40SISO_Ant1_5755

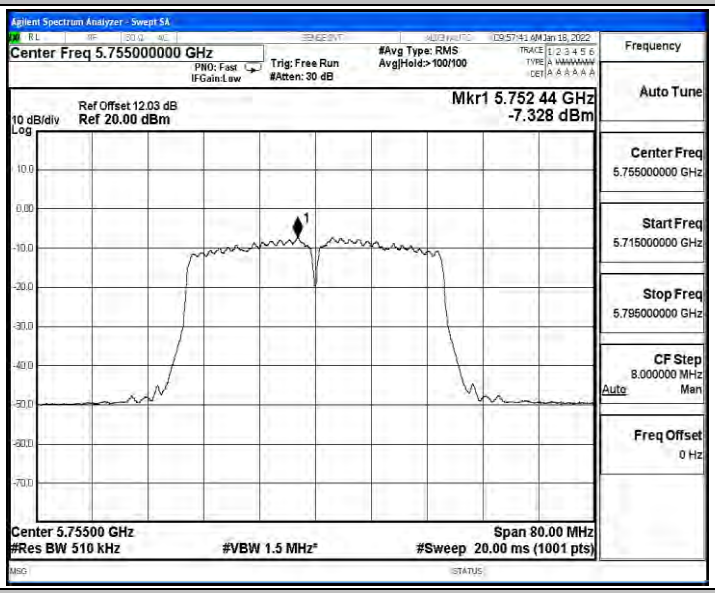

11AC40SISO_Ant1_5795

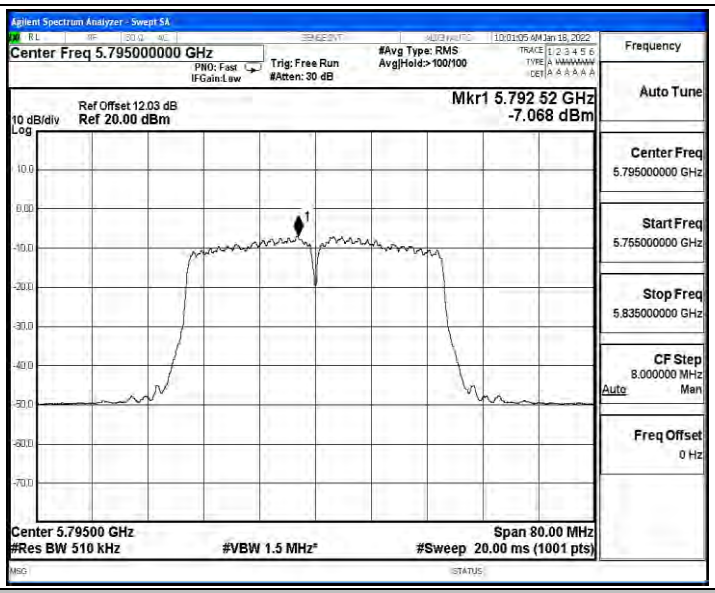

11AC80SISO_Ant1_5775

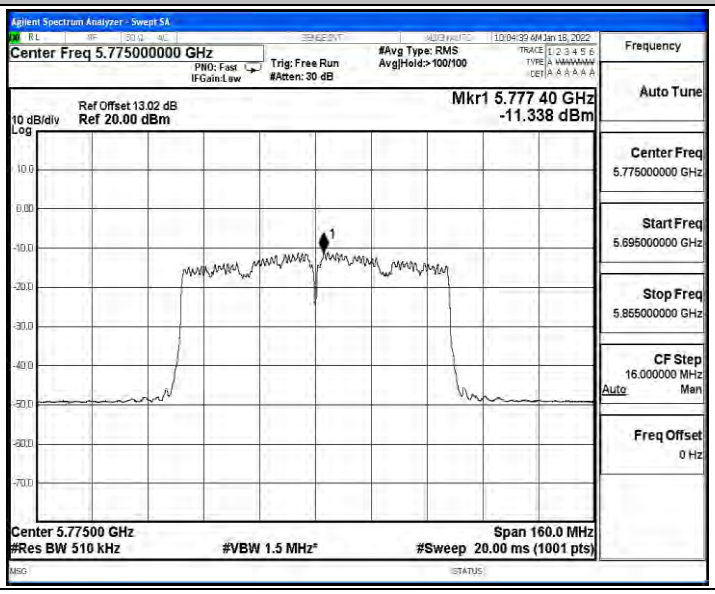

E.4 Emissions in Restricted Bands

Test Result

Ant0

TestMode	Antenna	Channel	Detector	Freq. [MHz]	Result [dBm]	Limit [dBm]	Verdict
11A	Ant0	5745	Peak	5650.000	-36.589	≤-27.00	PASS
			Peak	5700.000	-36.63	≤10.00	PASS
			Peak	5720.000	-36.47	≤15.60	PASS
			Peak	5725.000	-35.15	≤27.00	PASS
		5825	Peak	5850.000	-34.731	≤15.60	PASS
			Peak	5855.000	-36.45	≤27.00	PASS
			Peak	5875.000	-36.44	≤15.60	PASS
			Peak	5925.000	-36.6	≤10.00	PASS
11N20SISO	Ant0	5745	Peak	5650.000	-36.445	≤-27.00	PASS
			Peak	5700.000	-36.78	≤10.00	PASS
			Peak	5720.000	-37.01	≤15.60	PASS
			Peak	5725.000	-32.92	≤27.00	PASS
		5825	Peak	5850.000	-36.351	≤15.60	PASS
			Peak	5855.000	-35.65	≤27.00	PASS
			Peak	5875.000	-36.29	≤15.60	PASS
			Peak	5925.000	-35.83	≤10.00	PASS
11N40SISO	Ant0	5755	Peak	5650.000	-36.844	≤-27.00	PASS
			Peak	5700.000	-36.57	≤10.00	PASS
			Peak	5720.000	-35.52	≤15.60	PASS
			Peak	5725.000	-32.39	≤27.00	PASS
		5795	Peak	5850.000	-37.583	≤15.60	PASS
			Peak	5855.000	-36.43	≤27.00	PASS
			Peak	5875.000	-36.11	≤15.60	PASS
			Peak	5925.000	-37.07	≤10.00	PASS
11AC20SISO	Ant0	5745	Peak	5650.000	-36.374	≤-27.00	PASS
			Peak	5700.000	-36.06	≤10.00	PASS
			Peak	5720.000	-37.52	≤15.60	PASS
			Peak	5725.000	-35.82	≤27.00	PASS
		5825	Peak	5850.000	-36.711	≤15.60	PASS
			Peak	5855.000	-36.41	≤27.00	PASS
			Peak	5875.000	-37.68	≤15.60	PASS
			Peak	5925.000	-36.17	≤10.00	PASS
11AC40SISO	Ant0	5755	Peak	5650.000	-38.032	≤-27.00	PASS
			Peak	5700.000	-36.31	≤10.00	PASS
			Peak	5720.000	-36.09	≤15.60	PASS

			Peak	5725.000	-36.55	≤27.00	PASS
		5795	Peak	5850.000	-35.857	≤15.60	PASS
			Peak	5855.000	-36.48	≤27.00	PASS
			Peak	5875.000	-36.39	≤15.60	PASS
			Peak	5925.000	-37.79	≤10.00	PASS
11AC80SISO	Ant0	5775	Peak	5650.000	-38.215	≤-27.00	PASS
			Peak	5700.000	-37.58	≤10.00	PASS
			Peak	5720.000	-35.57	≤15.60	PASS
			Peak	5725.000	-37.22	≤27.00	PASS
		5775	Peak	5850.000	-37.085	≤15.60	PASS
			Peak	5855.000	-37.39	≤27.00	PASS
			Peak	5875.000	-36.7	≤15.60	PASS
			Peak	5925.000	-37.79	≤10.00	PASS

Ant1

TestMode	Antenna	Channel	Detector	Freq. [MHz]	Result [dBm]	Limit [dBm]	Verdict
11A	Ant1	5745	Peak	5650.000	-36.918	≤-27.00	PASS
			Peak	5700.000	-37.65	≤10.00	PASS
			Peak	5720.000	-37.48	≤15.60	PASS
			Peak	5725.000	-35.04	≤27.00	PASS
		5825	Peak	5850.000	-36.201	≤15.60	PASS
			Peak	5855.000	-36.2	≤27.00	PASS
			Peak	5875.000	-36.8	≤15.60	PASS
			Peak	5925.000	-37.93	≤10.00	PASS
11N20SISO	Ant1	5745	Peak	5650.000	-37.716	≤-27.00	PASS
			Peak	5700.000	-37.02	≤10.00	PASS
			Peak	5720.000	-36.91	≤15.60	PASS
			Peak	5725.000	-36.06	≤27.00	PASS
		5825	Peak	5850.000	-36.103	≤15.60	PASS
			Peak	5855.000	-36.12	≤27.00	PASS
			Peak	5875.000	-37.26	≤15.60	PASS
			Peak	5925.000	-37.41	≤10.00	PASS
11N40SISO	Ant1	5755	Peak	5650.000	-37.429	≤-27.00	PASS
			Peak	5700.000	-37.54	≤10.00	PASS
			Peak	5720.000	-36.92	≤15.60	PASS
			Peak	5725.000	-36.79	≤27.00	PASS
		5795	Peak	5850.000	-37.012	≤15.60	PASS
			Peak	5855.000	-36.94	≤27.00	PASS
			Peak	5875.000	-37.72	≤15.60	PASS
			Peak	5925.000	-37.67	≤10.00	PASS

11AC20SISO	Ant1	5745	Peak	5650.000	-37.176	≤-27.00	PASS
			Peak	5700.000	-36.76	≤10.00	PASS
			Peak	5720.000	-35.5	≤15.60	PASS
			Peak	5725.000	-36.31	≤27.00	PASS
		5825	Peak	5850.000	-36.142	≤15.60	PASS
			Peak	5855.000	-36.94	≤27.00	PASS
			Peak	5875.000	-37.57	≤15.60	PASS
			Peak	5925.000	-37.58	≤10.00	PASS
11AC40SISO	Ant1	5755	Peak	5650.000	-37.318	≤-27.00	PASS
			Peak	5700.000	-37.32	≤10.00	PASS
			Peak	5720.000	-36.97	≤15.60	PASS
			Peak	5725.000	-36.25	≤27.00	PASS
		5795	Peak	5850.000	-36.804	≤15.60	PASS
			Peak	5855.000	-35.8	≤27.00	PASS
			Peak	5875.000	-37.15	≤15.60	PASS
			Peak	5925.000	-36.7	≤10.00	PASS
11AC80SISO	Ant1	5775	Peak	5650.000	-37.17	≤-27.00	PASS
			Peak	5700.000	-37.17	≤10.00	PASS
			Peak	5720.000	-38.32	≤15.60	PASS
			Peak	5725.000	-36.52	≤27.00	PASS
		5775	Peak	5850.000	-36.168	≤15.60	PASS
			Peak	5855.000	-36.59	≤27.00	PASS
			Peak	5875.000	-36.83	≤15.60	PASS
			Peak	5925.000	-36.52	≤10.00	PASS

MIMO

TestMode	Channel	Detector	Freq. [MHz]	ANT 0 Result [dBm]	ANT 1 Result [dBm]	SUM Result [dBm]	Limit [dBm]	Verdict
11N20	5745	Peak	5650.000	-36.445	-37.716	-34.02	≤-27.00	PASS
		Peak	5700.000	-36.78	-37.02	-33.89	≤10.00	PASS
		Peak	5720.000	-37.01	-36.91	-33.95	≤15.60	PASS
		Peak	5725.000	-32.92	-36.06	-31.20	≤27.00	PASS
	5825	Peak	5850.000	-36.351	-36.103	-33.21	≤15.60	PASS
		Peak	5855.000	-35.65	-36.12	-32.87	≤27.00	PASS
		Peak	5875.000	-36.29	-37.26	-33.74	≤15.60	PASS
		Peak	5925.000	-35.83	-37.41	-33.54	≤10.00	PASS
11N40	5755	Peak	5650.000	-36.844	-37.429	-34.12	≤-27.00	PASS
		Peak	5700.000	-36.57	-37.54	-34.02	≤10.00	PASS
		Peak	5720.000	-35.52	-36.92	-33.15	≤15.60	PASS
		Peak	5725.000	-32.39	-36.79	-31.04	≤27.00	PASS
	5795	Peak	5850.000	-37.583	-37.012	-34.28	≤15.60	PASS
		Peak	5855.000	-36.43	-36.94	-33.67	≤27.00	PASS
		Peak	5875.000	-36.11	-37.72	-33.83	≤15.60	PASS
		Peak	5925.000	-37.07	-37.67	-34.35	≤10.00	PASS
11AC20	5745	Peak	5650.000	-36.374	-37.176	-33.75	≤-27.00	PASS
		Peak	5700.000	-36.06	-36.76	-33.39	≤10.00	PASS
		Peak	5720.000	-37.52	-35.5	-33.38	≤15.60	PASS
		Peak	5725.000	-35.82	-36.31	-33.05	≤27.00	PASS
	5825	Peak	5850.000	-36.711	-36.142	-33.41	≤15.60	PASS
		Peak	5855.000	-36.41	-36.94	-33.66	≤27.00	PASS
		Peak	5875.000	-37.68	-37.57	-34.61	≤15.60	PASS
		Peak	5925.000	-36.17	-37.58	-33.81	≤10.00	PASS
11AC40	5755	Peak	5650.000	-38.032	-37.318	-34.65	≤-27.00	PASS
		Peak	5700.000	-36.31	-37.32	-33.78	≤10.00	PASS
		Peak	5720.000	-36.09	-36.97	-33.50	≤15.60	PASS
		Peak	5725.000	-36.55	-36.25	-33.39	≤27.00	PASS
	5795	Peak	5850.000	-35.857	-36.804	-33.29	≤15.60	PASS
		Peak	5855.000	-36.48	-35.8	-33.12	≤27.00	PASS
		Peak	5875.000	-36.39	-37.15	-33.74	≤15.60	PASS
		Peak	5925.000	-37.79	-36.7	-34.20	≤10.00	PASS
11AC80	5775	Peak	5650.000	-38.215	-37.17	-34.65	≤-27.00	PASS
		Peak	5700.000	-37.58	-37.17	-34.36	≤10.00	PASS
		Peak	5720.000	-35.57	-38.32	-33.72	≤15.60	PASS
		Peak	5725.000	-37.22	-36.52	-33.85	≤27.00	PASS
	5775	Peak	5850.000	-37.085	-36.168	-33.59	≤15.60	PASS

		Peak	5855.000	-37.39	-36.59	-33.96	≤27.00	PASS
		Peak	5875.000	-36.7	-36.83	-33.75	≤15.60	PASS
		Peak	5925.000	-37.79	-36.52	-34.10	≤10.00	PASS

Note：

1. The Antenna Gain is compensated in the graph.
2. For transmitters operating in 5150-5350 GHz band and 5470-5725 GHz band: The limit in dBm for average detector is conversion from 54dBuV/m, according to 15.209(a). The limit in dBm for peak detector is 20dB above the limit of average detector in dBm.

Test Graphs

11A_Ant0_Low_5745_Peak

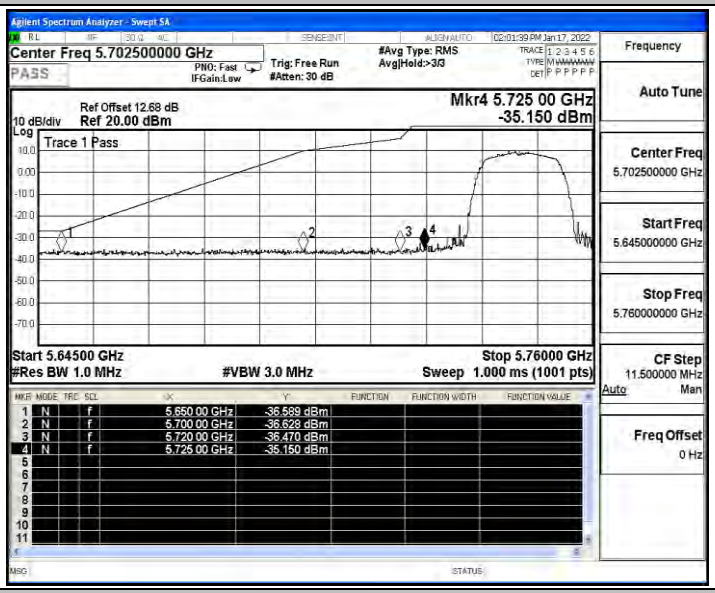

11A_Ant0_High_5825_Peak

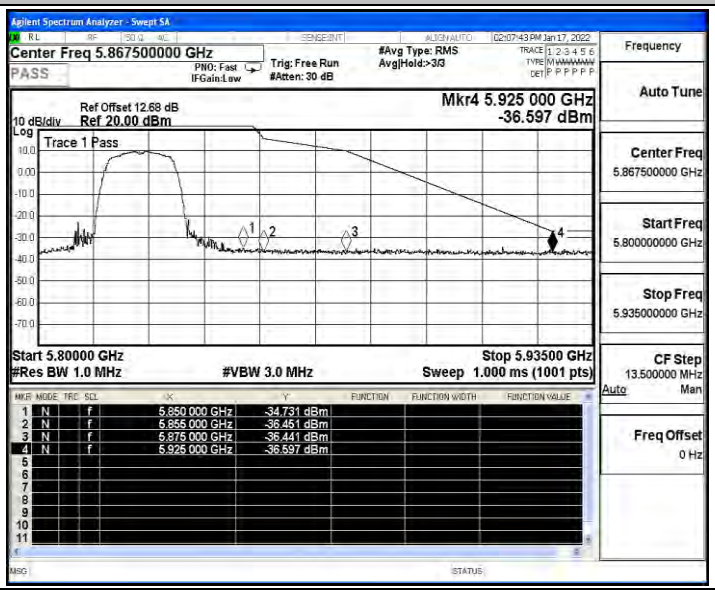

11N20SISO_Ant0_Low_5745_Peak

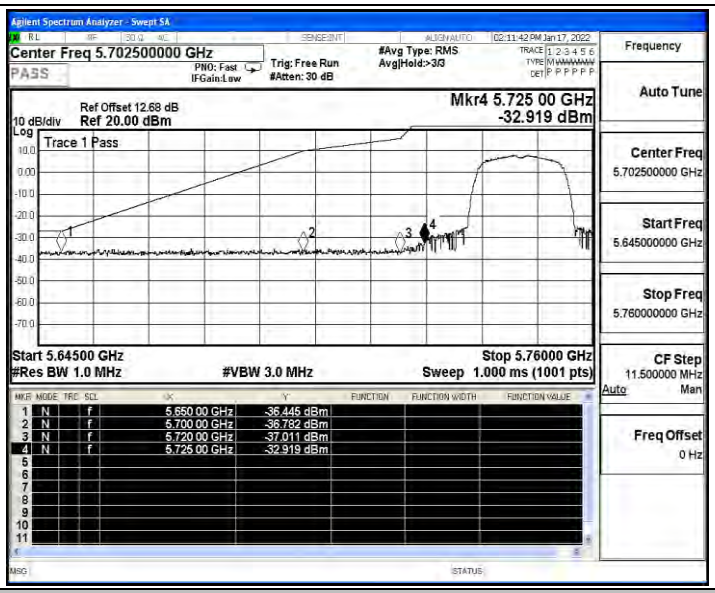

11N20SISO_Ant0_High_5825_Peak

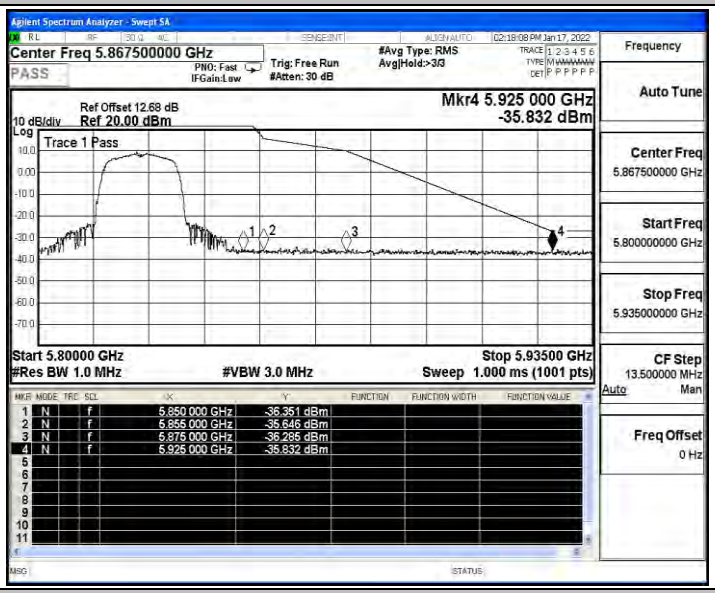

11N40SISO_Ant0_Low_5755_Peak

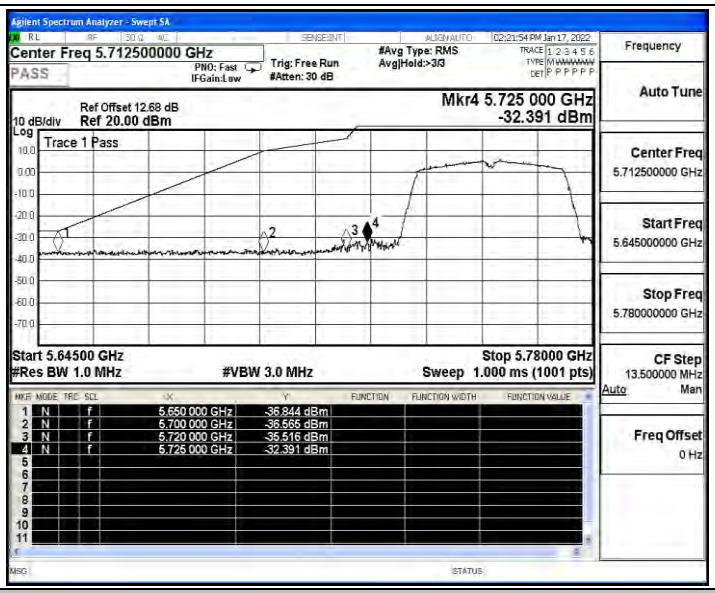

11N40SISO_Ant0_High_5795_Peak

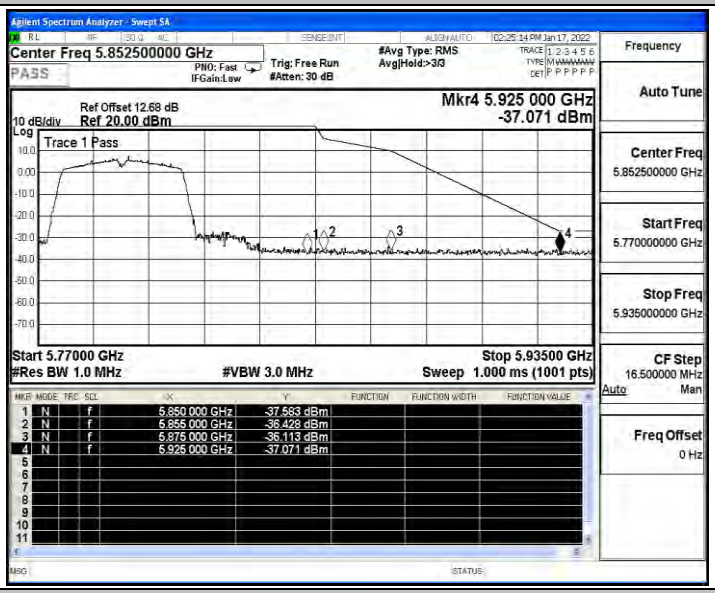

11AC20SISO_Ant0_Low_5745_Peak

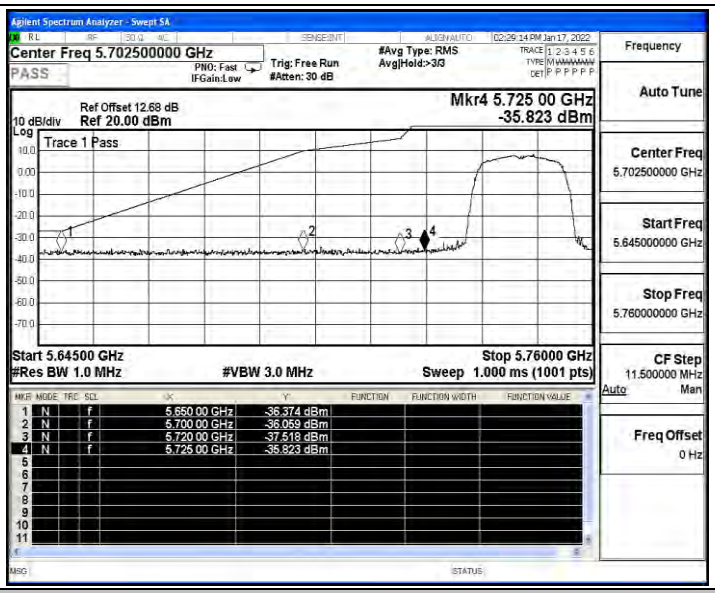

11AC20SISO_Ant0_High_5825_Peak

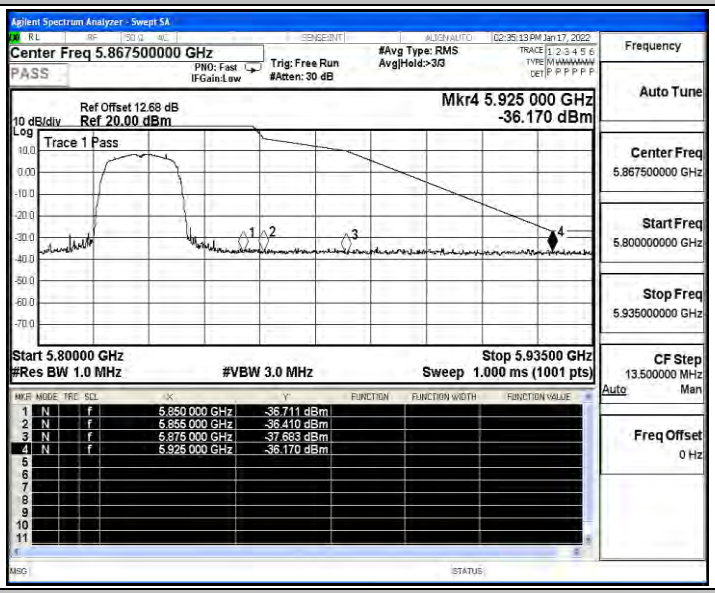

11AC40SISO_Ant0_Low_5755_Peak

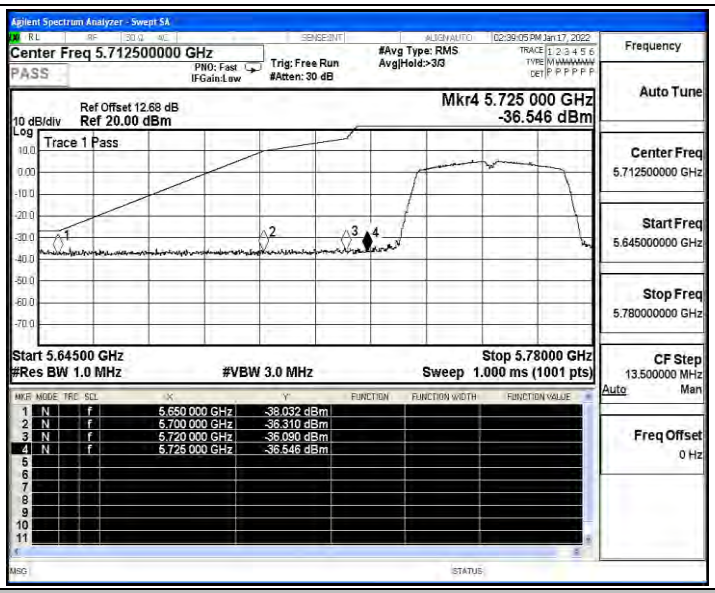

11AC40SISO_Ant0_High_5795_Peak

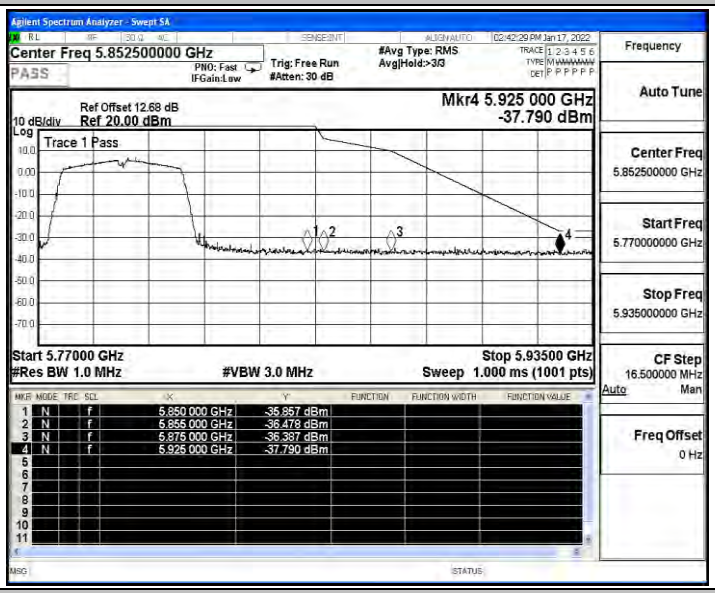

11AC80SISO_Ant0_Low_5775_Peak

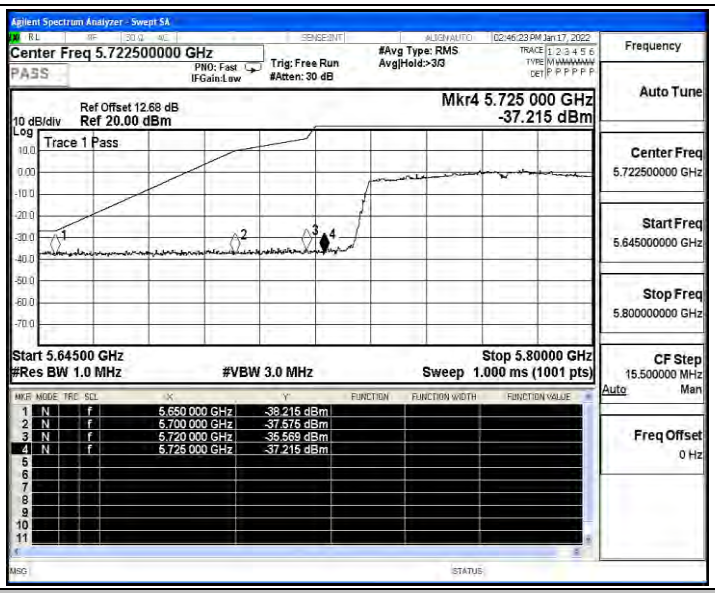

11AC80SISO_Ant0_High_5775_Peak

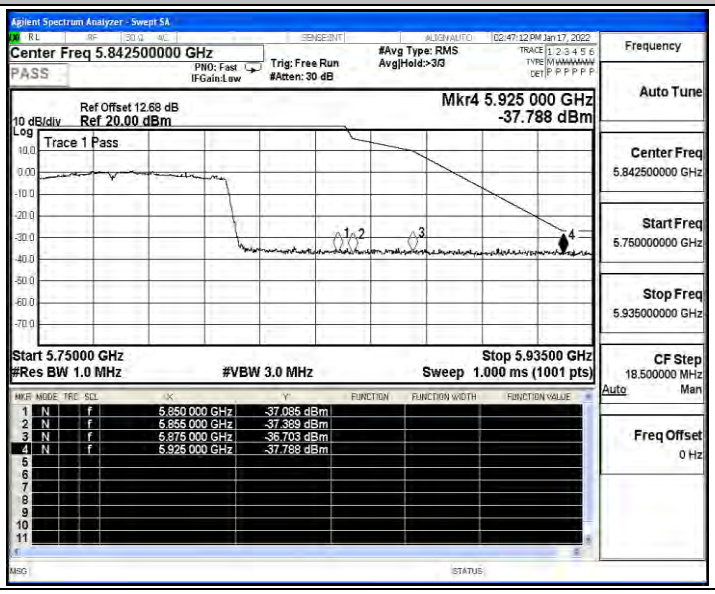

Test Graphs

11A_Ant1_Low_5745_Peak

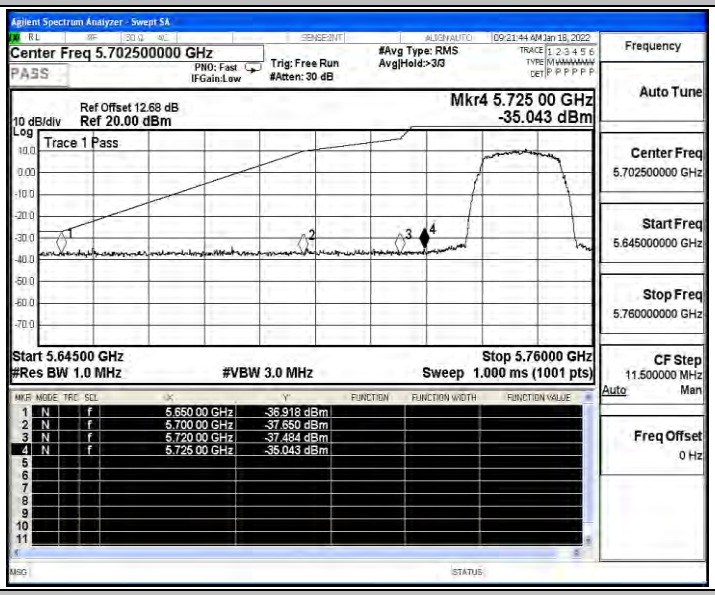

11A_Ant1_High_5825_Peak

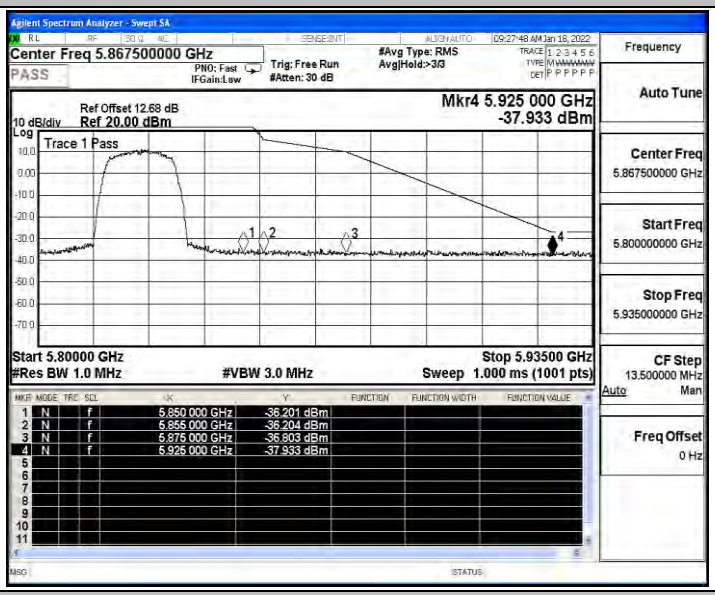

11N20SISO_Ant1_Low_5745_Peak

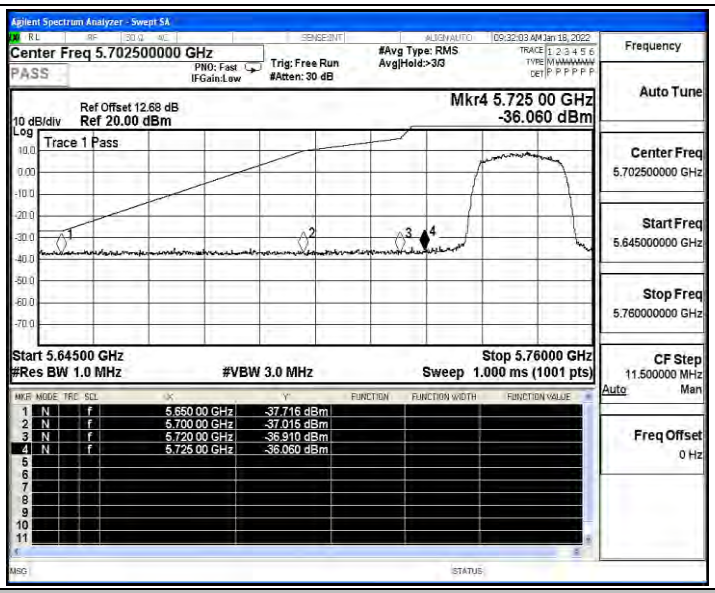

11N20SISO_Ant1_High_5825_Peak

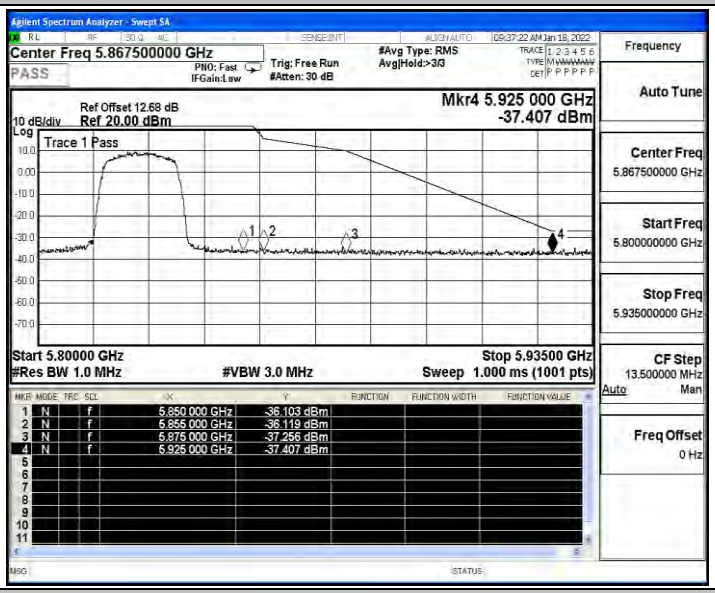

11N40SISO_Ant1_Low_5755_Peak

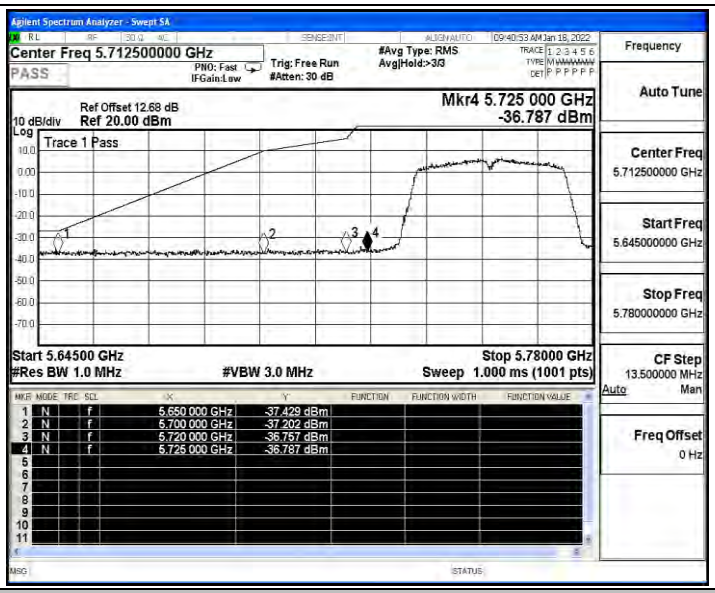

11N40SISO_Ant1_High_5795_Peak

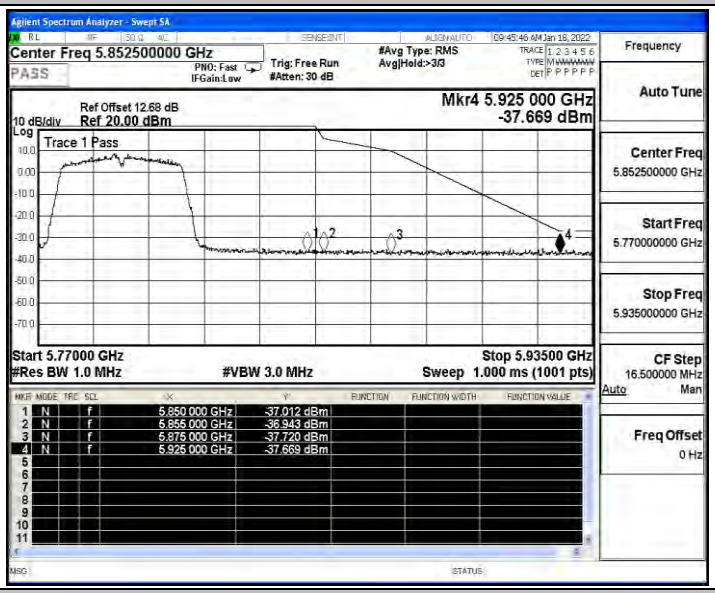

11AC20SISO_Ant1_Low_5745_Peak

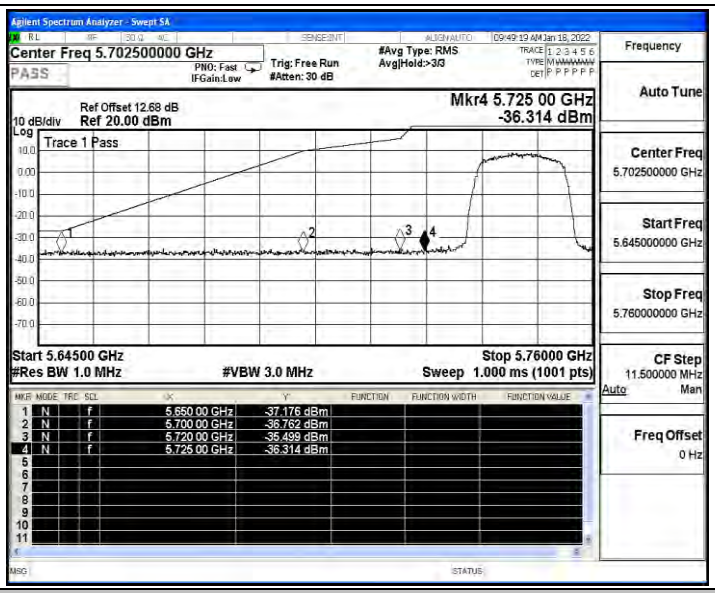

11AC20SISO_Ant1_High_5825_Peak

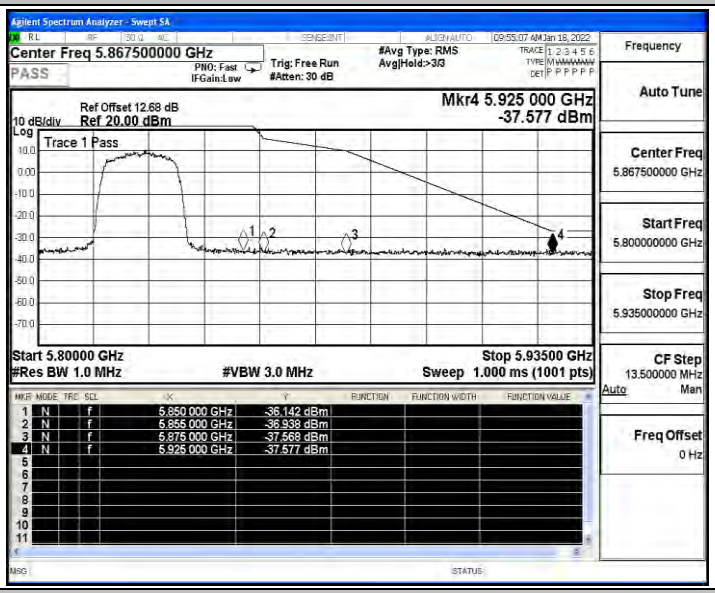

11AC40SISO_Ant1_Low_5755_Peak

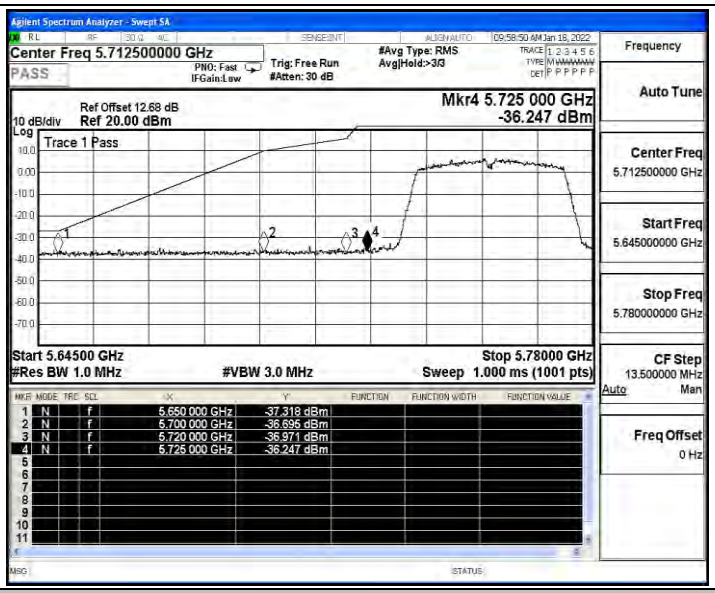

11AC40SISO_Ant1_High_5795_Peak

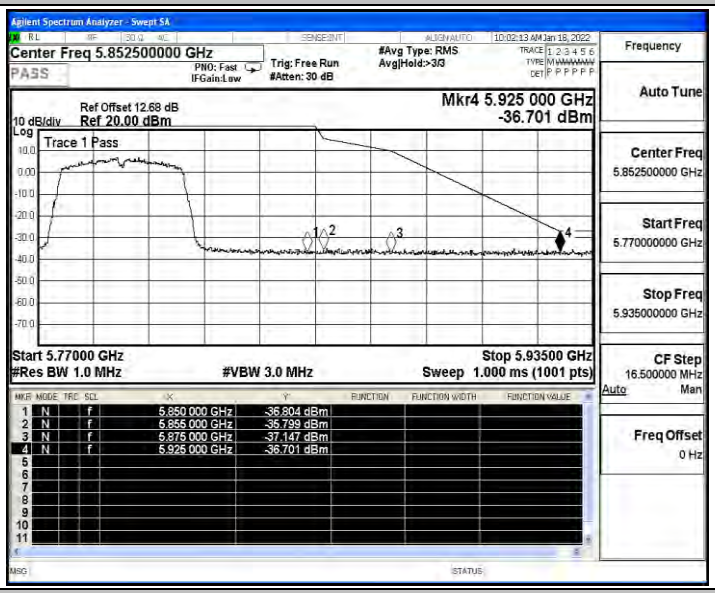

11AC80SISO_Ant1_Low_5775_Peak

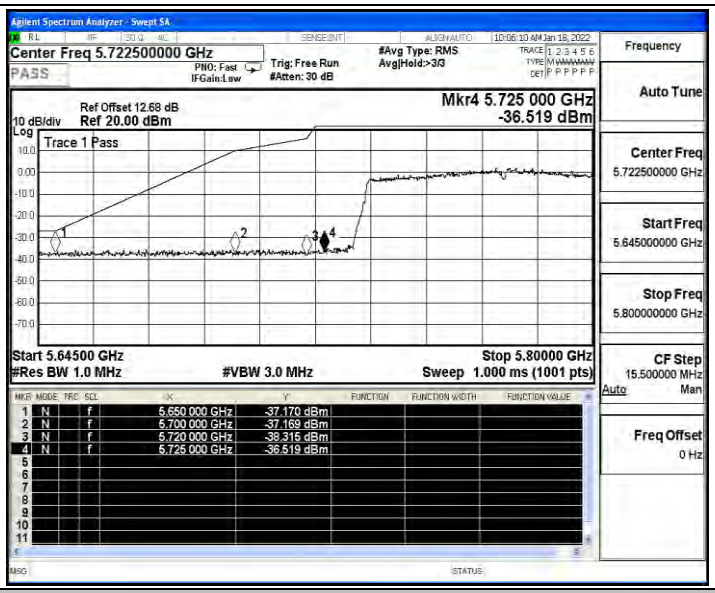

11AC80SISO_Ant1_High_5775_Peak

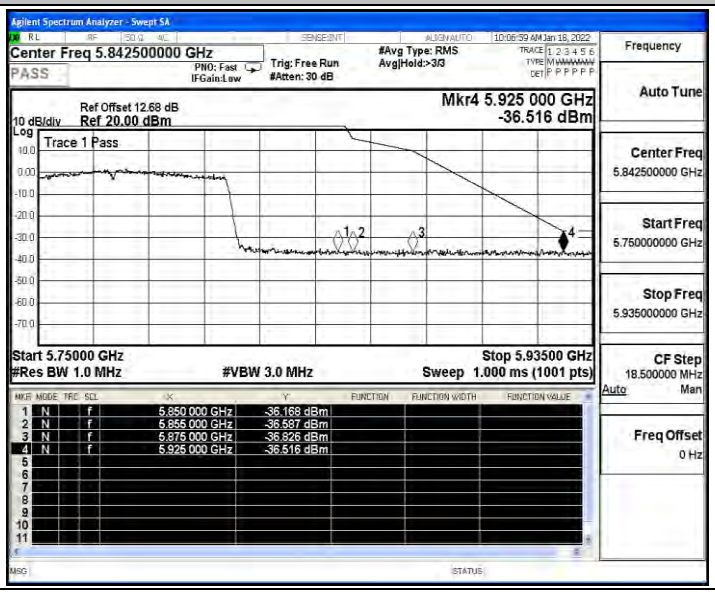

E.5 Frequency Stability

Test Result

Ant0

Voltage								
TestMode	Antenna	Channel	Voltage [Vdc]	Temperature (℃)	Deviation (Hz)	Deviation (ppm)	Limit (ppm)	Verdict
11AC20SISO	Ant0	5745	NV	NT	-9000	-1.56658	20	PASS
			LV	NT	-9000	-1.56658	20	PASS
			HV	NT	-9000	-1.56658	20	PASS
		5785	NV	NT	-9000	-1.555748	20	PASS
			LV	NT	-9000	-1.555748	20	PASS
			HV	NT	-9000	-1.555748	20	PASS
		5825	NV	NT	-10000	-1.716738	20	PASS
			LV	NT	-10000	-1.716738	20	PASS
			HV	NT	-10000	-1.716738	20	PASS
11AC40SISO	Ant0	5755	NV	NT	-10000	-1.737619	20	PASS
			LV	NT	-10000	-1.737619	20	PASS
			HV	NT	-11000	-1.911381	20	PASS
		5795	NV	NT	-11000	-1.898188	20	PASS
			LV	NT	-11000	-1.898188	20	PASS
			HV	NT	-11000	-1.898188	20	PASS

Temperature								
TestMode	Antenna	Channel	Voltage [Vdc]	Temperature (℃)	Deviation (Hz)	Deviation (ppm)	Limit (ppm)	Verdict
11AC20SISO	Ant0	5745	NV	-30	-9000	-1.56658	20	PASS
			NV	-20	-9000	-1.56658	20	PASS
			NV	-10	-9000	-1.56658	20	PASS
			NV	0	-9000	-1.56658	20	PASS
			NV	10	-9000	-1.56658	20	PASS
			NV	20	-10000	-1.740644	20	PASS
			NV	30	-10000	-1.740644	20	PASS
			NV	40	-10000	-1.740644	20	PASS
			NV	50	-10000	-1.740644	20	PASS
		5785	NV	-30	-10000	-1.728608	20	PASS
			NV	-20	-10000	-1.728608	20	PASS
			NV	-10	-11000	-1.901469	20	PASS
			NV	0	-10000	-1.728608	20	PASS
			NV	10	-10000	-1.728608	20	PASS
			NV	20	-10000	-1.728608	20	PASS

			NV	30	-10000	-1.728608	20	PASS
			NV	40	-11000	-1.901469	20	PASS
			NV	50	-10000	-1.728608	20	PASS
		5825	NV	-30	-11000	-1.888412	20	PASS
			NV	-20	-11000	-1.888412	20	PASS
			NV	-10	-11000	-1.888412	20	PASS
			NV	0	-11000	-1.888412	20	PASS
			NV	10	-11000	-1.888412	20	PASS
			NV	20	-11000	-1.888412	20	PASS
			NV	30	-11000	-1.888412	20	PASS
			NV	40	-11000	-1.888412	20	PASS
			NV	50	-11000	-1.888412	20	PASS
11AC40SISO	Ant0	5755	NV	-30	-11000	-1.911381	20	PASS
			NV	-20	-11000	-1.911381	20	PASS
			NV	-10	-11000	-1.911381	20	PASS
			NV	0	-11000	-1.911381	20	PASS
			NV	10	-11000	-1.911381	20	PASS
			NV	20	-11000	-1.911381	20	PASS
			NV	30	-11000	-1.911381	20	PASS
			NV	40	-11000	-1.911381	20	PASS
			NV	50	-11000	-1.911381	20	PASS
		5795	NV	-30	-11000	-1.898188	20	PASS
			NV	-20	-11000	-1.898188	20	PASS
			NV	-10	-11000	-1.898188	20	PASS
			NV	0	-11000	-1.898188	20	PASS
			NV	10	-11000	-1.898188	20	PASS
			NV	20	-12000	-2.070751	20	PASS
			NV	30	-11000	-1.898188	20	PASS
			NV	40	-11000	-1.898188	20	PASS
			NV	50	-11000	-1.898188	20	PASS

Ant1

Voltage								
TestMode	Antenna	Channel	Voltage [Vdc]	Temperature (℃)	Deviation (Hz)	Deviation (ppm)	Limit (ppm)	Verdict
11AC20SISO	Ant1	5745	NV	NT	-8000	-1.392515	20	PASS
			LV	NT	-8000	-1.392515	20	PASS
			HV	NT	-8000	-1.392515	20	PASS
		5785	NV	NT	-9000	-1.555748	20	PASS
			LV	NT	-9000	-1.555748	20	PASS
			HV	NT	-9000	-1.555748	20	PASS
		5825	NV	NT	-9000	-1.545064	20	PASS
			LV	NT	-9000	-1.545064	20	PASS
			HV	NT	-10000	-1.716738	20	PASS
11AC40SISO	Ant1	5755	NV	NT	-9000	-1.563858	20	PASS
			LV	NT	-9000	-1.563858	20	PASS
			HV	NT	-9000	-1.563858	20	PASS
		5795	NV	NT	-10000	-1.725626	20	PASS
			LV	NT	-9000	-1.553063	20	PASS
			HV	NT	-9000	-1.553063	20	PASS

Temperature								
TestMode	Antenna	Channel	Voltage [Vdc]	Temperature (℃)	Deviation (Hz)	Deviation (ppm)	Limit (ppm)	Verdict
11AC20SISO	Ant1	5745	NV	-30	-8000	-1.392515	20	PASS
			NV	-20	-9000	-1.56658	20	PASS
			NV	-10	-9000	-1.56658	20	PASS
			NV	0	-9000	-1.56658	20	PASS
			NV	10	-9000	-1.56658	20	PASS
			NV	20	-9000	-1.56658	20	PASS
			NV	30	-9000	-1.56658	20	PASS
			NV	40	-9000	-1.56658	20	PASS
			NV	50	-9000	-1.56658	20	PASS
		5785	NV	-30	-9000	-1.555748	20	PASS
			NV	-20	-9000	-1.555748	20	PASS
			NV	-10	-9000	-1.555748	20	PASS
			NV	0	-9000	-1.555748	20	PASS
			NV	10	-9000	-1.555748	20	PASS
			NV	20	-9000	-1.555748	20	PASS
			NV	30	-9000	-1.555748	20	PASS
			NV	40	-9000	-1.555748	20	PASS
			NV	50	-9000	-1.555748	20	PASS
		5825	NV	-30	-9000	-1.545064	20	PASS

			NV	-20	-10000	-1.716738	20	PASS
			NV	-10	-9000	-1.545064	20	PASS
			NV	0	-10000	-1.716738	20	PASS
			NV	10	-9000	-1.545064	20	PASS
			NV	20	-10000	-1.716738	20	PASS
			NV	30	-10000	-1.716738	20	PASS
			NV	40	-9000	-1.545064	20	PASS
			NV	50	-10000	-1.716738	20	PASS
11AC40SISO	Ant1	5755	NV	-30	-9000	-1.563858	20	PASS
			NV	-20	-9000	-1.563858	20	PASS
			NV	-10	-9000	-1.563858	20	PASS
			NV	0	-9000	-1.563858	20	PASS
			NV	10	-9000	-1.563858	20	PASS
			NV	20	-9000	-1.563858	20	PASS
			NV	30	-9000	-1.563858	20	PASS
			NV	40	-9000	-1.563858	20	PASS
			NV	50	-9000	-1.563858	20	PASS
		5795	NV	-30	-9000	-1.553063	20	PASS
			NV	-20	-9000	-1.553063	20	PASS
			NV	-10	-9000	-1.553063	20	PASS
			NV	0	-10000	-1.725626	20	PASS
			NV	10	-10000	-1.725626	20	PASS
			NV	20	-10000	-1.725626	20	PASS
			NV	30	-10000	-1.725626	20	PASS
			NV	40	-10000	-1.725626	20	PASS
			NV	50	-10000	-1.725626	20	PASS

E.6 Duty Cycle

Test Result

Ant0

TestMode	Antenna	Channel	Transmission Duration [ms]	Transmission Period [ms]	Duty Cycle [%]	Limit	Verdict
11A	Ant0	5745	1.39	1.44	96.53	---	---
		5785	1.40	1.44	97.22	---	---
		5825	1.39	1.43	97.20	---	---
11N20SISO	Ant0	5745	1.29	1.34	96.27	---	---
		5785	1.30	1.35	96.30	---	---
		5825	1.30	1.35	96.30	---	---
11N40SISO	Ant0	5755	0.65	0.69	94.20	---	---
		5795	0.64	0.69	92.75	---	---
11AC20SISO	Ant0	5745	1.31	1.35	97.04	---	---
		5785	1.31	1.35	97.04	---	---
		5825	1.31	1.36	96.32	---	---
11AC40SISO	Ant0	5755	0.66	0.70	94.29	---	---
		5795	0.65	0.69	94.20	---	---
11AC80SISO	Ant0	5775	0.33	0.37	89.19	---	---

Test Graphs

11A_Ant0_5745

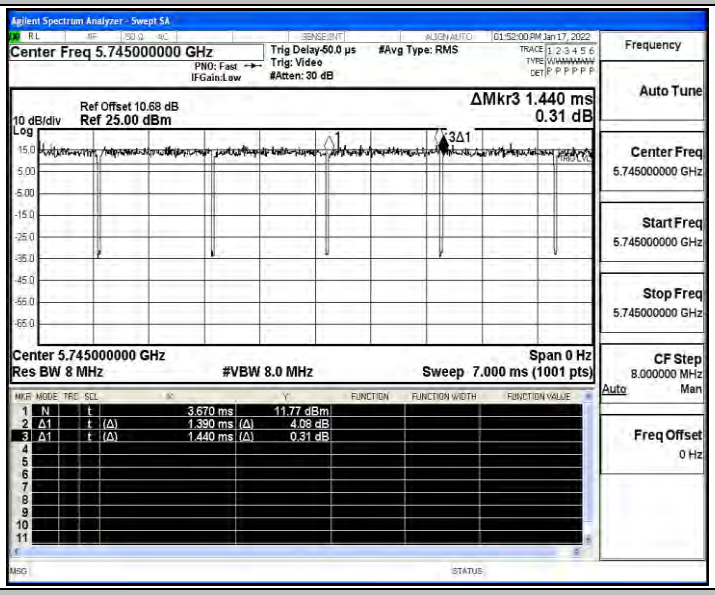

11A_Ant0_5785

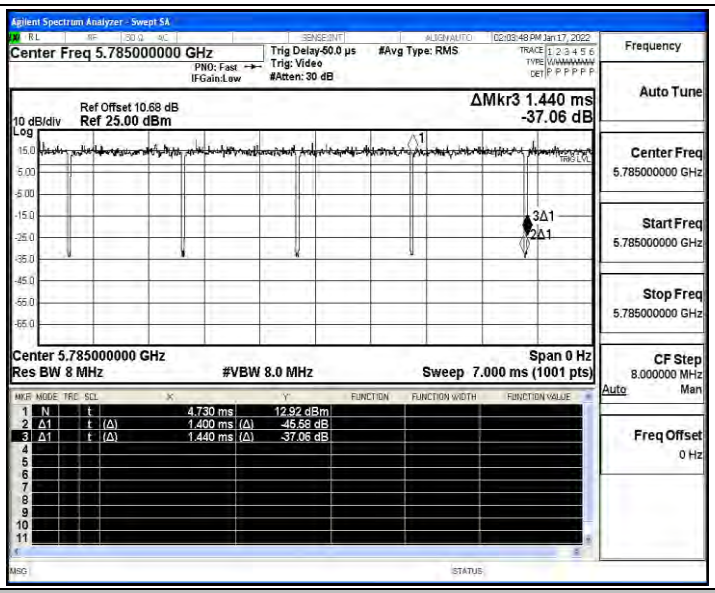

11A_Ant0_5825

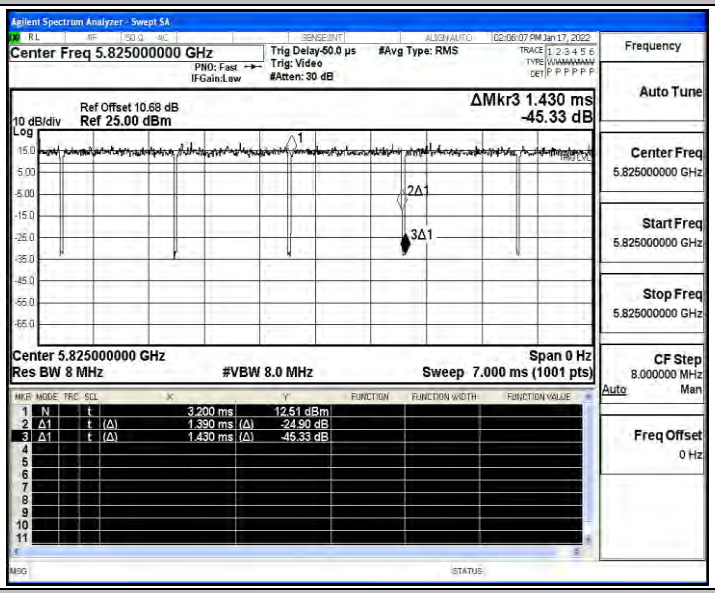

11N20SISO_Ant0_5745

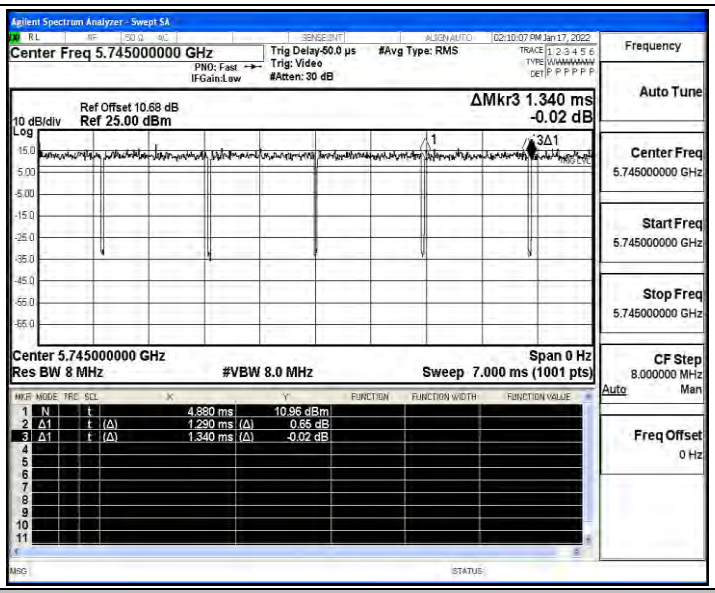

11N20SISO_Ant0_5785

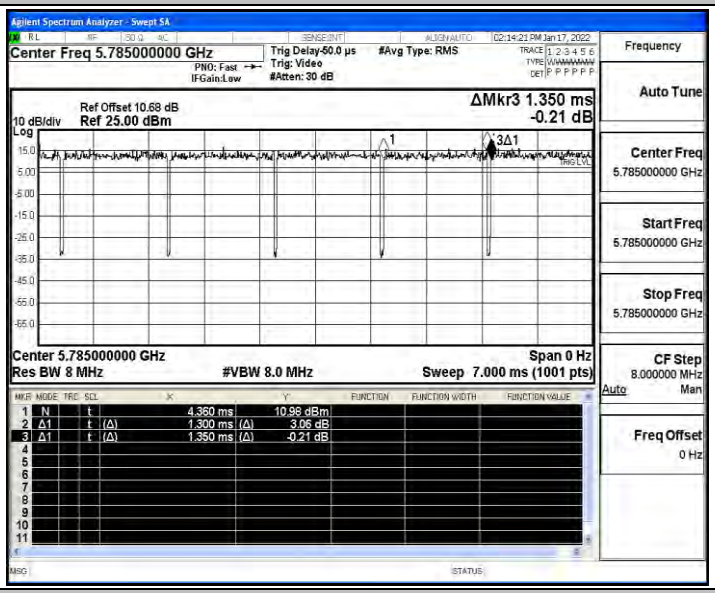

11N20SISO_Ant0_5825

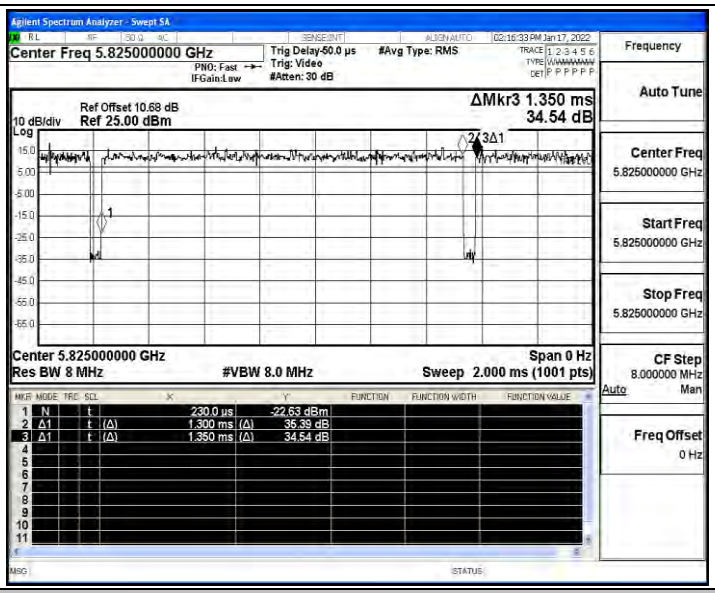

11N40SISO_Ant0_5755

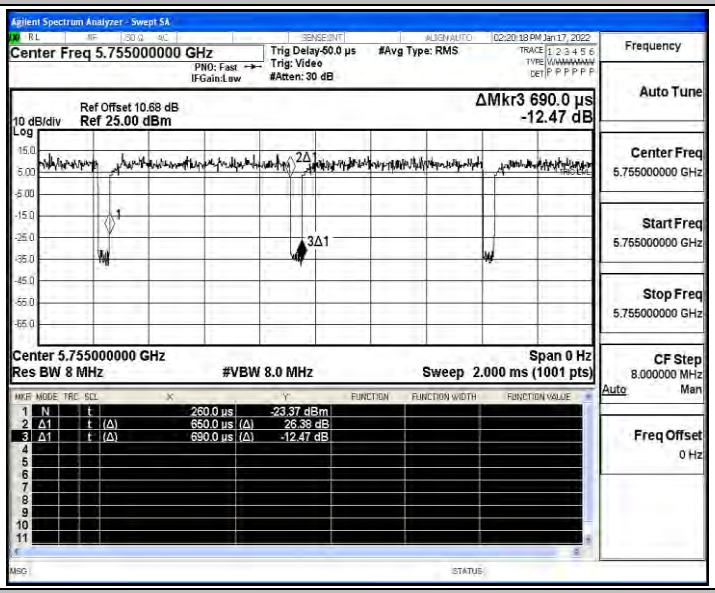

11N40SISO_Ant0_5795

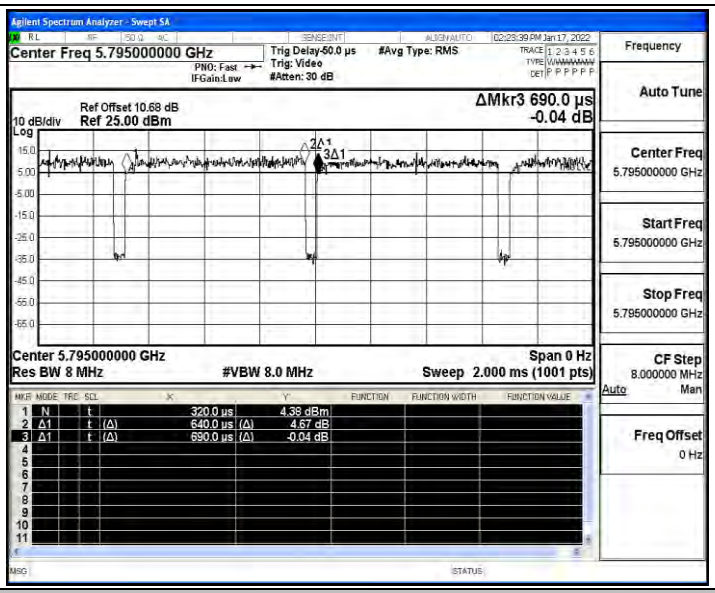

11AC20SISO_Ant0_5745

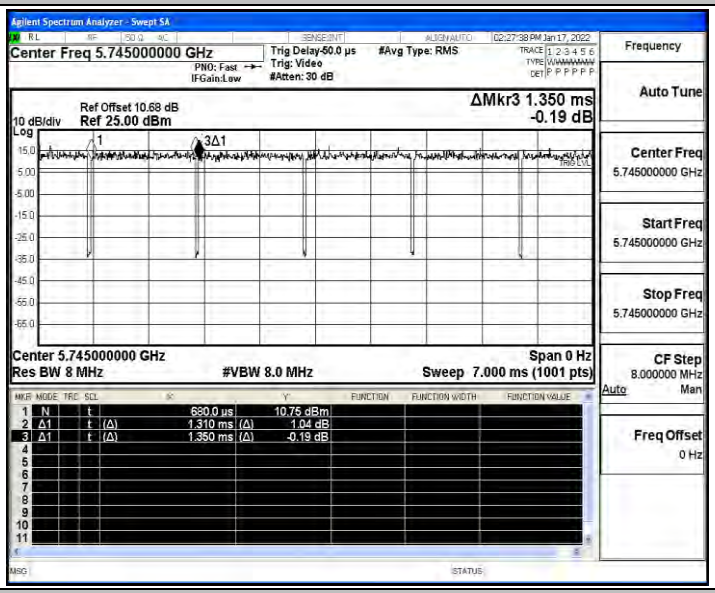

11AC20SISO_Ant0_5785

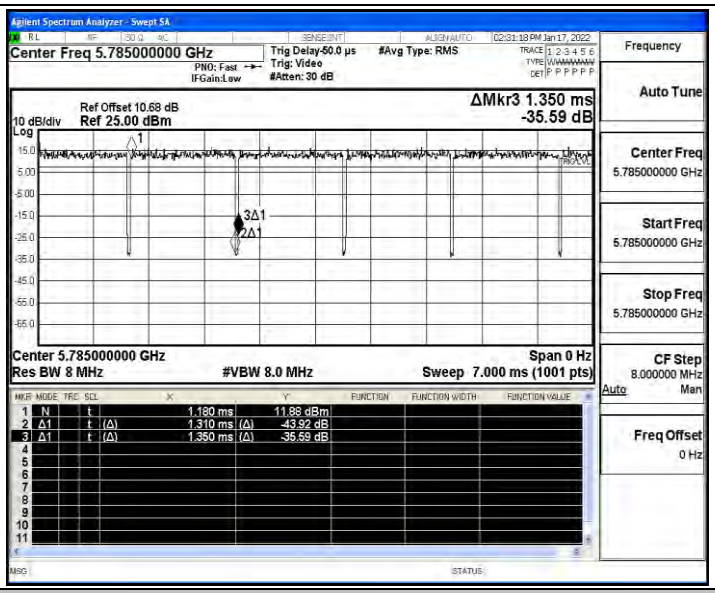

11AC20SISO_Ant0_5825

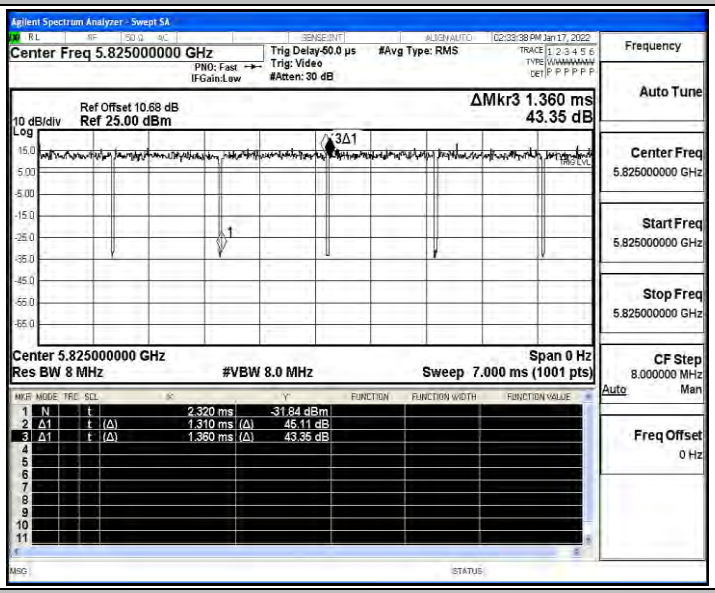

11AC40SISO_Ant0_5755

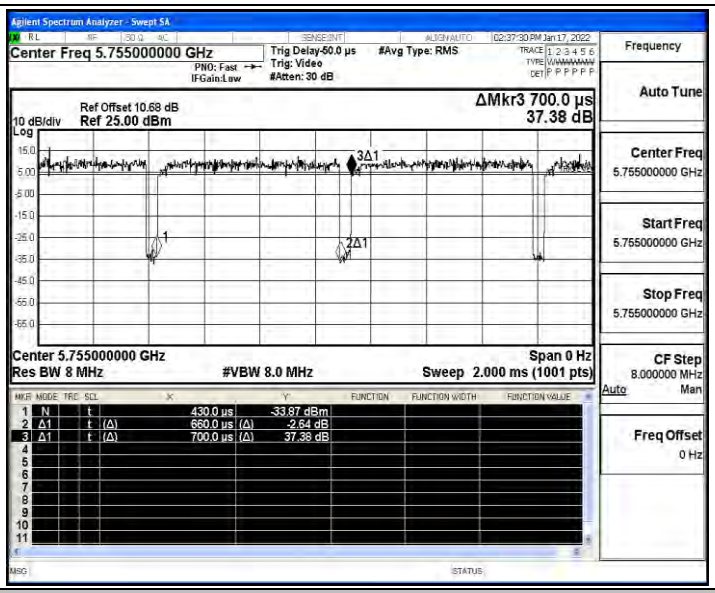

11AC40SISO_Ant0_5795

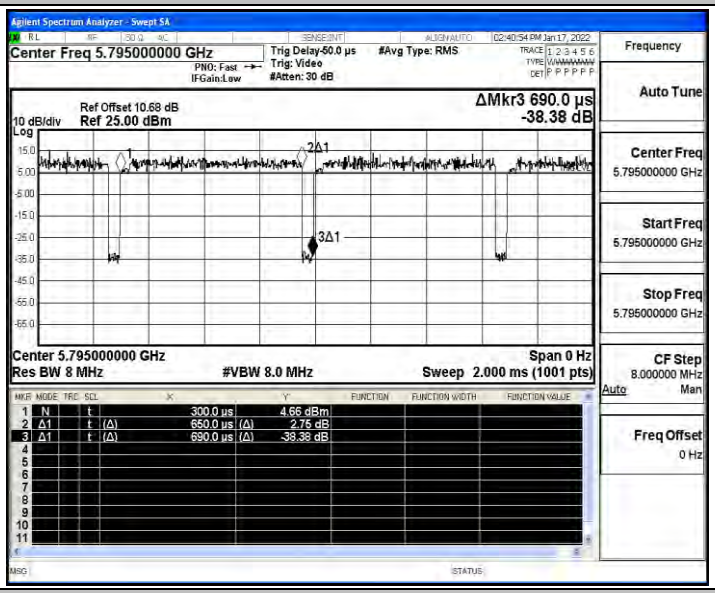

11AC80SISO_Ant0_5775

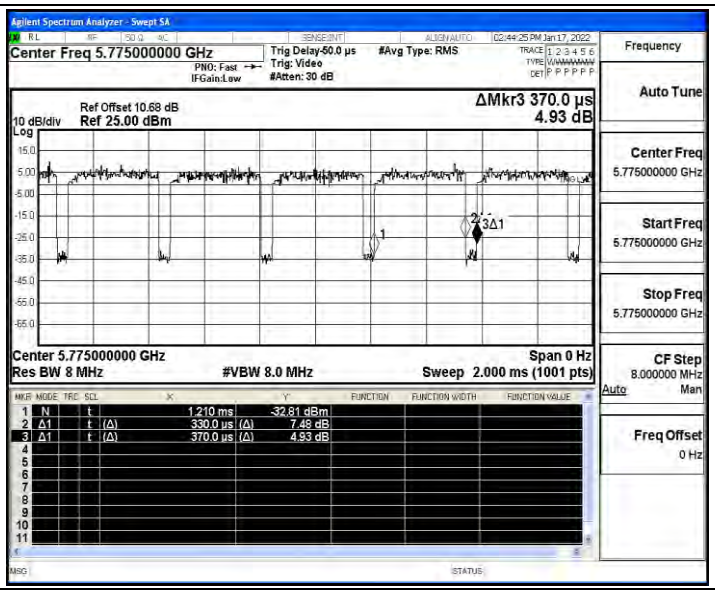

Ant1

TestMode	Antenna	Channel	Transmission Duration [ms]	Transmission Period [ms]	Duty Cycle [%]	Limit	Verdict
11A	Ant1	5745	0.17	0.22	77.27	---	---
		5785	0.18	0.22	81.82	---	---
		5825	0.17	0.22	77.27	---	---
11N20SISO	Ant1	5745	0.16	0.21	76.19	---	---
		5785	0.17	0.21	80.95	---	---
		5825	0.16	0.21	76.19	---	---
11N40SISO	Ant1	5755	0.10	0.14	71.43	---	---
		5795	0.10	0.14	71.43	---	---
11AC20SISO	Ant1	5745	0.16	0.21	76.19	---	---
		5785	0.16	0.21	76.19	---	---
		5825	0.17	0.22	77.27	---	---
11AC40SISO	Ant1	5755	0.11	0.15	73.33	---	---
		5795	0.11	0.15	73.33	---	---
11AC80SISO	Ant1	5775	0.07	0.12	58.33	---	---

Test Graphs

11A_Ant1_5745

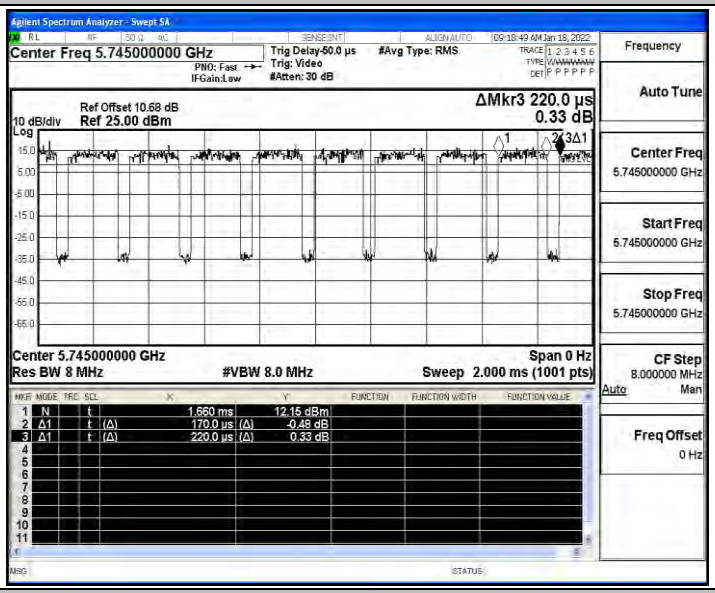

11A_Ant1_5785

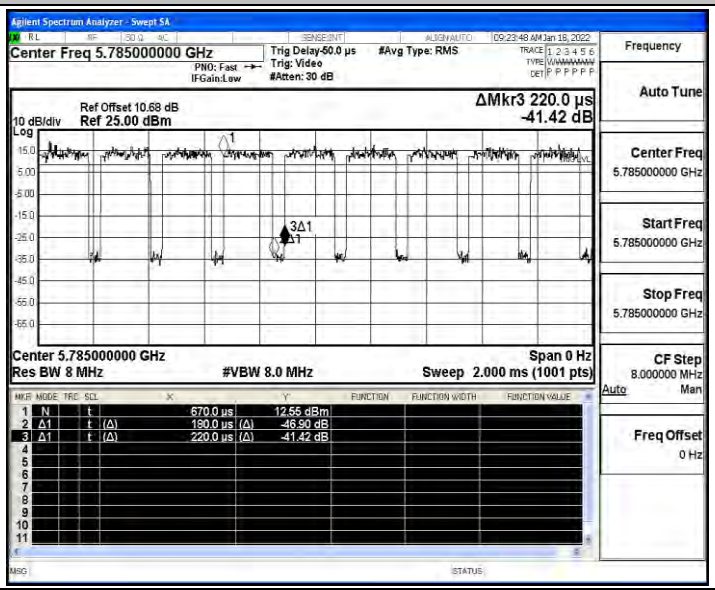

11A_Ant1_5825

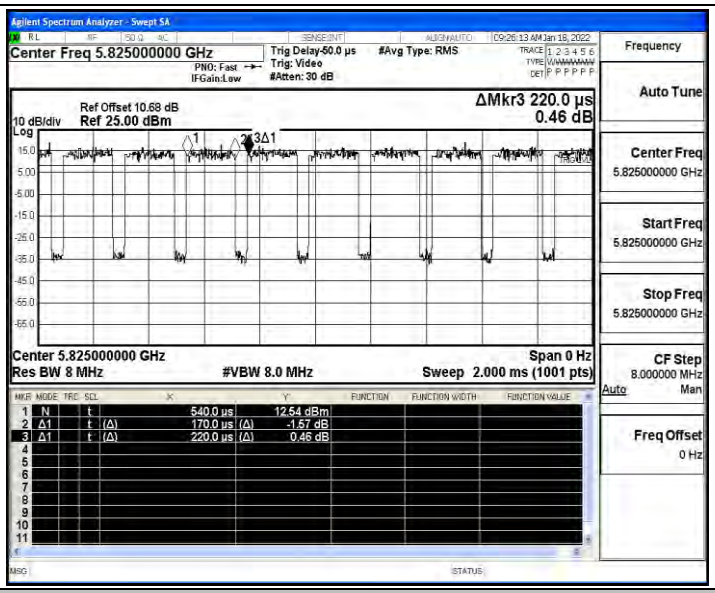

11N20SISO_Ant1_5745

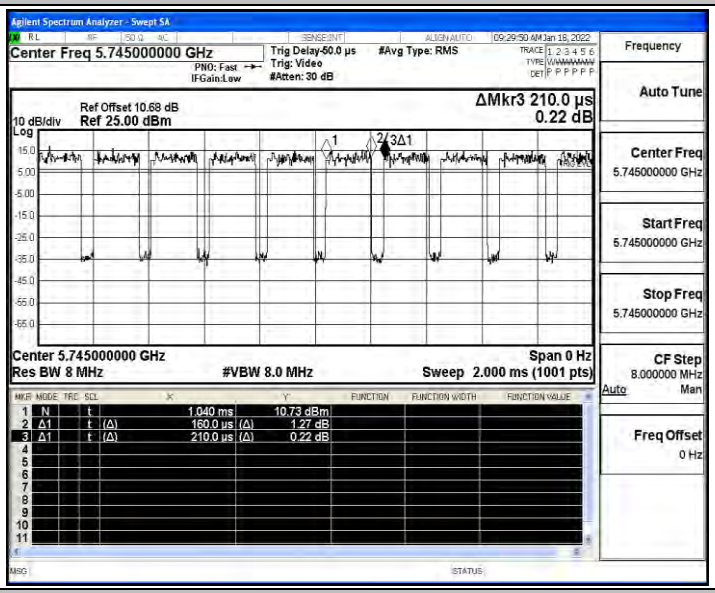

11N20SISO_Ant1_5785

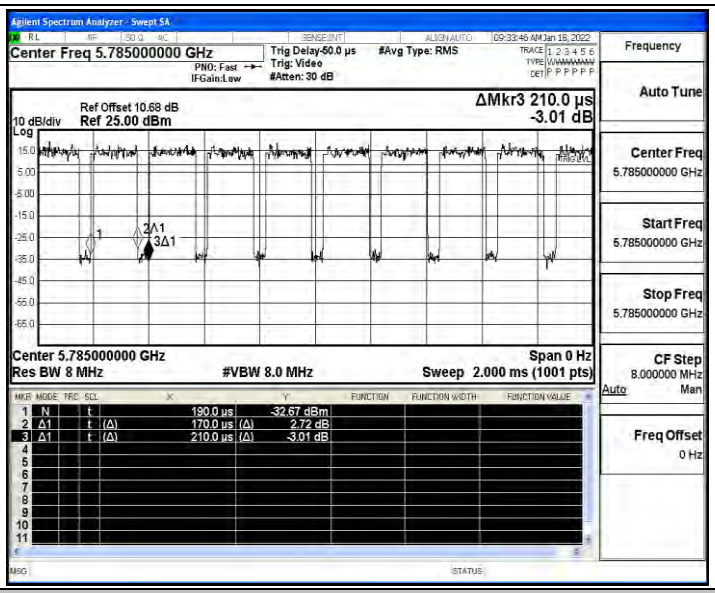

11N20SISO_Ant1_5825

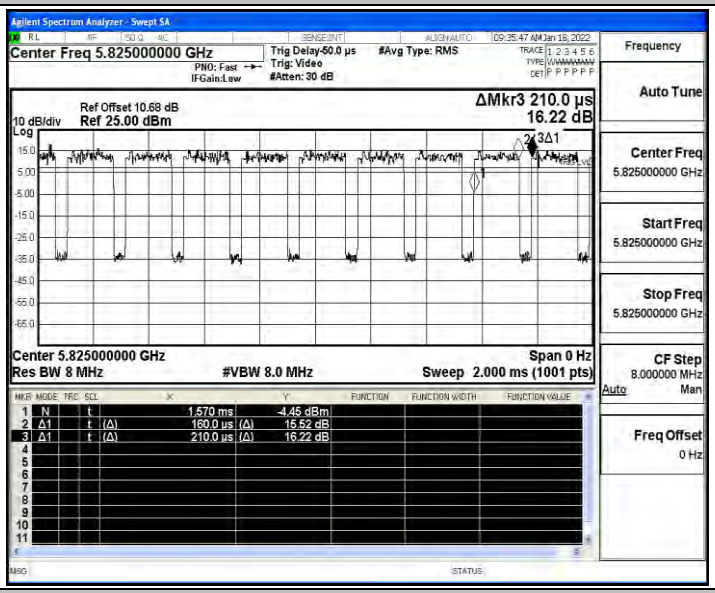

11N40SISO_Ant1_5755

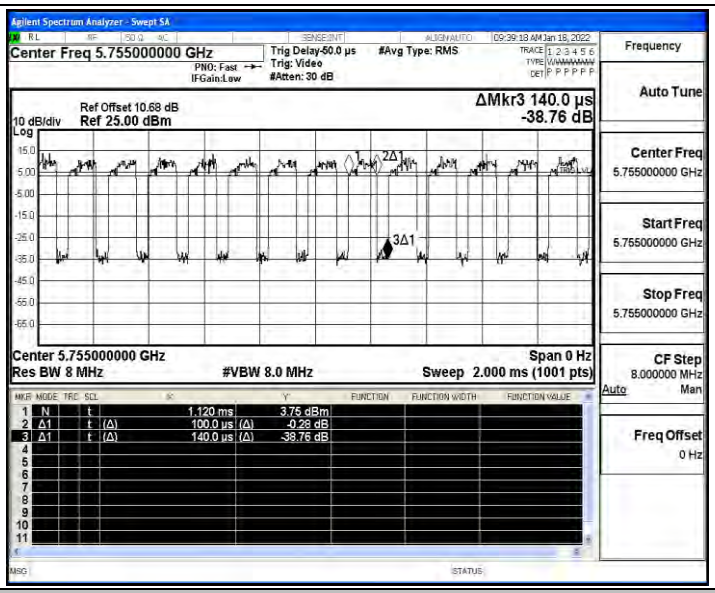

11N40SISO_Ant1_5795

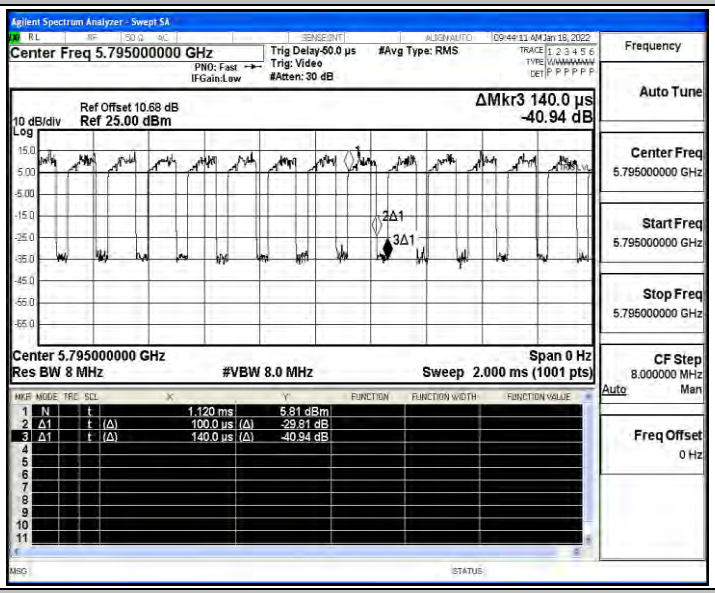

11AC20SISO_Ant1_5745

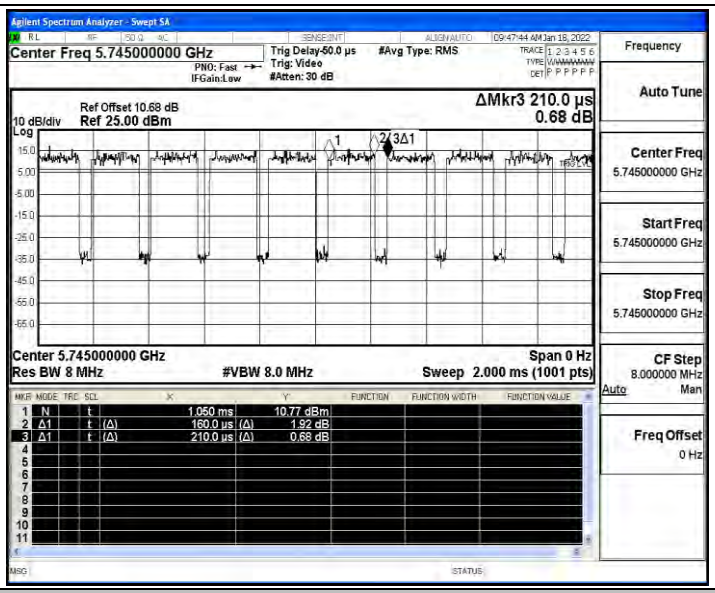

11AC20SISO_Ant1_5785

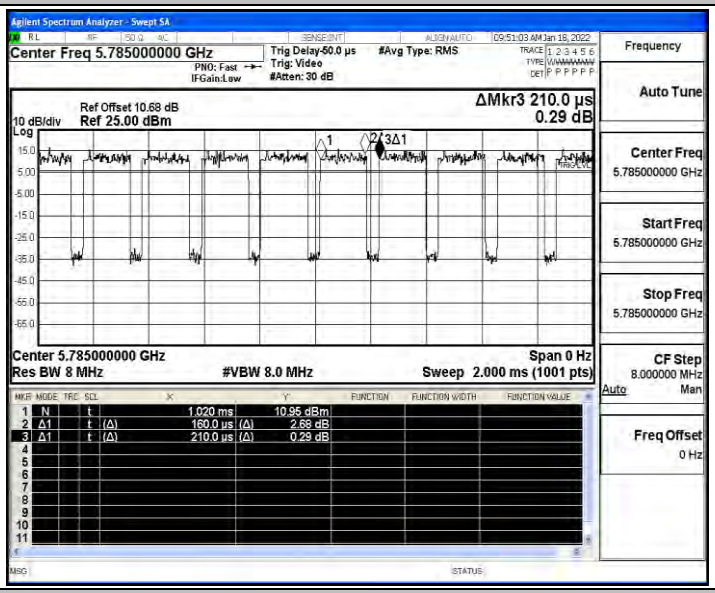

11AC20SISO_Ant1_5825

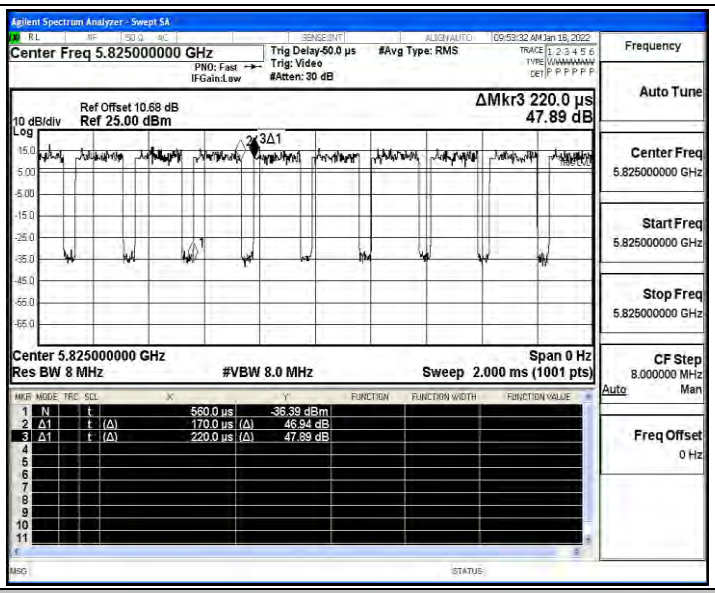

11AC40SISO_Ant1_5755

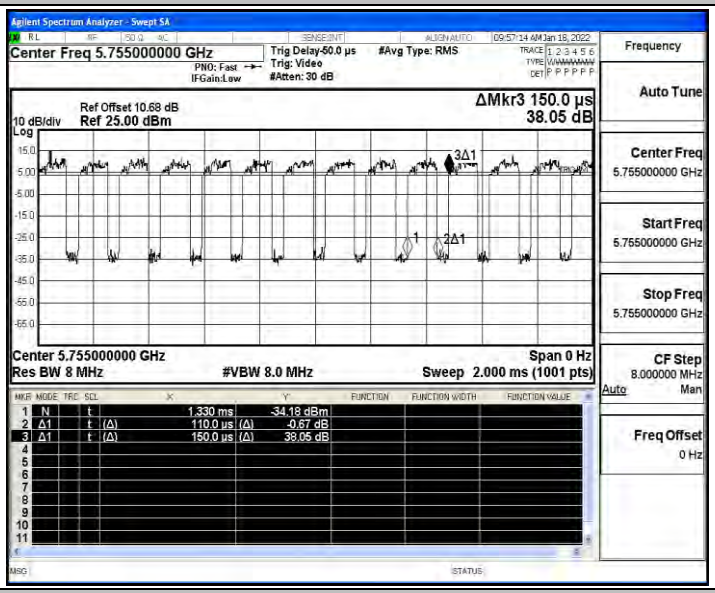

11AC40SISO_Ant1_5795

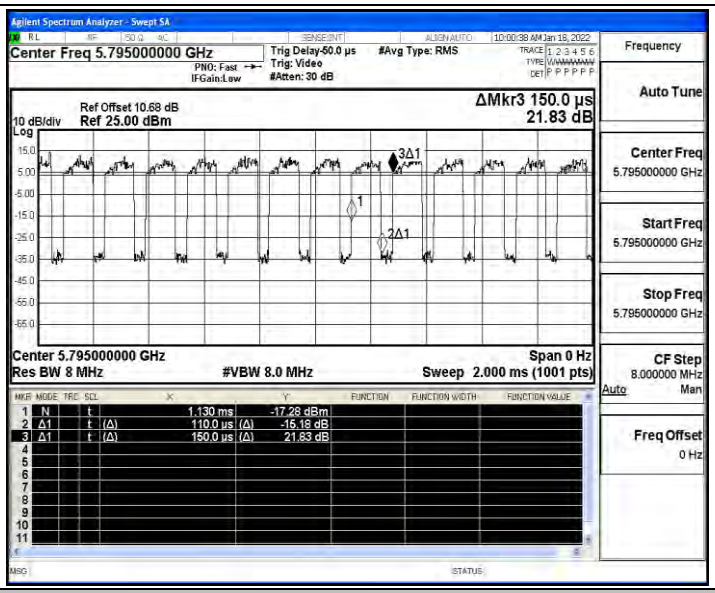
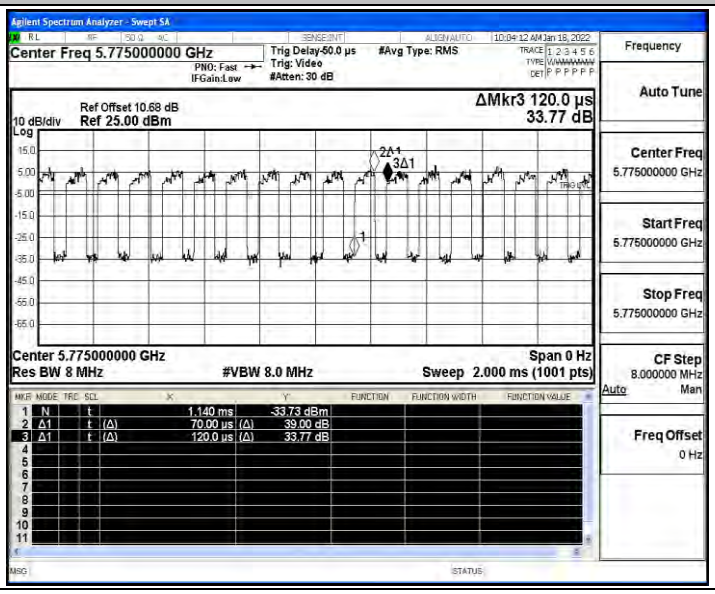
11AC80SISO_Ant1_5775