Test_Mode	BLE 2M GFSK Transmitting	Test_Frequency	2480MHz
Remark:	/	Test_Date	2026/4/15

Test Graph

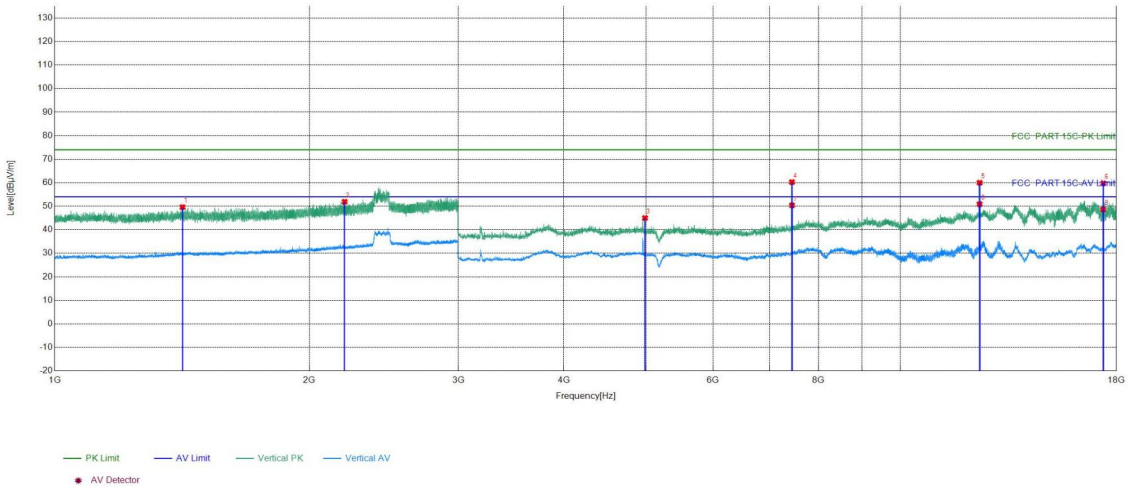

Suspected List									
NO	Freq. [MHz]	Factor [dB]	Reading [dBµV]	Level [dBµV/m]	Limit [dBµV/m]	Margin [dB]	Result	Polarity	Remark
1	1415.8944	12.88	36.74	49.62	74.00	24.38	PASS	Vertical	PK
2	2201.2801	15.43	36.46	51.89	74.00	22.11	PASS	Vertical	PK
3	4987.1325	-8.11	53.10	44.99	74.00	29.01	PASS	Vertical	PK
4	7440.296	-2.50	62.76	60.26	74.00	13.74	PASS	Vertical	PK
5	12402.6268	3.85	56.15	60.00	74.00	14.00	PASS	Vertical	PK
6	17363.9576	13.99	45.75	59.74	74.00	14.26	PASS	Vertical	PK
7	7442.2962	-2.46	52.84	50.38	54.00	3.62	PASS	Vertical	AV
8	12401.6268	3.85	47.01	50.86	54.00	3.14	PASS	Vertical	AV
9	17360.9574	14.03	34.61	48.64	54.00	5.36	PASS	Vertical	AV

Test_Mode	BLE 2M GFSK Transmitting	Test_Frequency	2480MHz
Remark:	/	Test_Date	2026/4/15

Test Graph

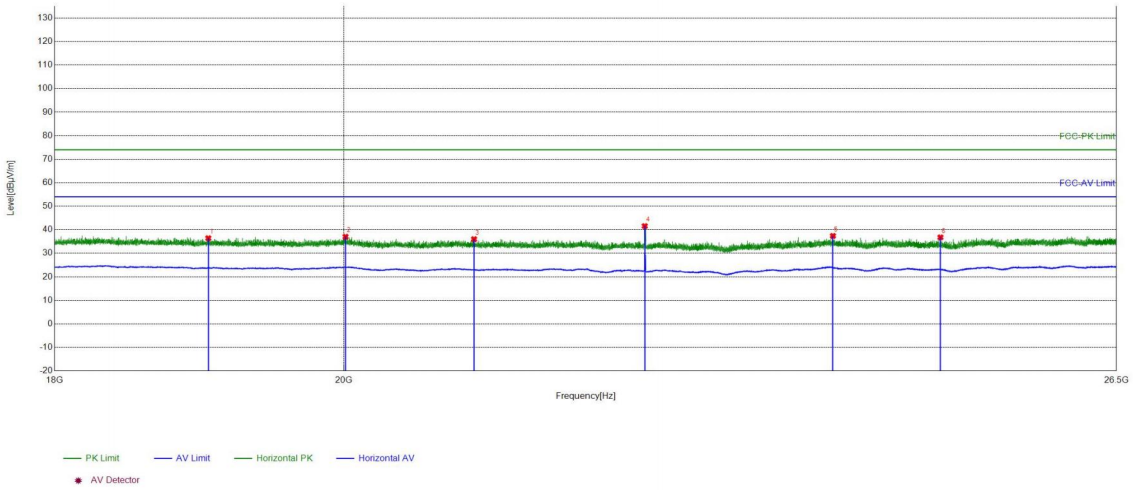

Suspected List									
NO	Freq. [MHz]	Factor [dB]	Reading [dBμV]	Level [dBμV/m]	Limit [dBμV/m]	Margin [dB]	Result	Polarity	Remark
1	19035.3414	-26.23	62.64	36.41	74.00	37.59	PASS	Horizon	PK
2	20011.1804	-24.67	61.71	37.04	74.00	36.96	PASS	Horizon	PK
3	20970.3588	-25.95	61.96	36.01	74.00	37.99	PASS	Horizon	PK
4	22315.7926	-25.23	66.79	41.56	74.00	32.44	PASS	Horizon	PK
5	23899.576	-22.14	59.52	37.38	74.00	36.62	PASS	Horizon	PK
6	24854.3342	-22.01	58.78	36.77	74.00	37.23	PASS	Horizon	PK

Test_Mode	BLE 2M GFSK Transmitting	Test_Frequency	2480MHz
Remark:	/	Test_Date	2026/4/15

Test Graph

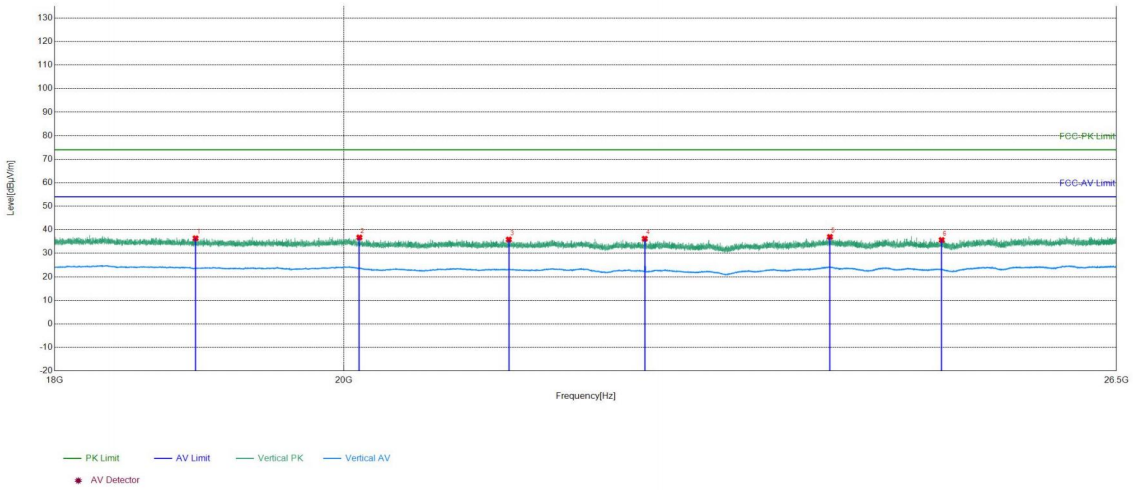

Suspected List									
NO	Freq. [MHz]	Factor [dB]	Reading [dBμV]	Level [dBμV/m]	Limit [dBμV/m]	Margin [dB]	Result	Polarity	Remark
1	18947.2779	-26.28	62.65	36.37	74.00	37.63	PASS	Vertical	PK
2	20112.1645	-25.12	61.84	36.72	74.00	37.28	PASS	Vertical	PK
3	21237.6095	-25.77	61.62	35.85	74.00	38.15	PASS	Vertical	PK
4	22316.1326	-25.23	61.41	36.18	74.00	37.82	PASS	Vertical	PK
5	23873.3949	-22.19	59.15	36.96	74.00	37.04	PASS	Vertical	PK
6	24865.5546	-22.02	57.66	35.64	74.00	38.36	PASS	Vertical	PK

Remark:

1) The field strength is calculated by adding the Antenna Factor, Cable Factor & Preamplifier. The basic equation with a sample calculation is as follows:

   Final Test Level =Receiver Reading + Antenna Factor + Cable Factor – Preamplifier Factor

2) Scan from 9kHz to 25GHz, the disturbance above 10GHz and below 30MHz was very low. As shown in this section, for frequencies above 1GHz, the field strength limits are based on average limits. However, the peak field strength of any emission shall not exceed the maximum permitted average limits specified above by more than 20 dB under any condition of modulation. As the PK values are all below 54dBμV/m. So, only the peak measurements were shown in the report.

Restricted bands:

Test plot as follows:

Test_Mode	BLE 1M GFSK Transmitting	Test_Frequency	2402MHz
Remark:	/	Test_Date	2026/4/15

Test Graph

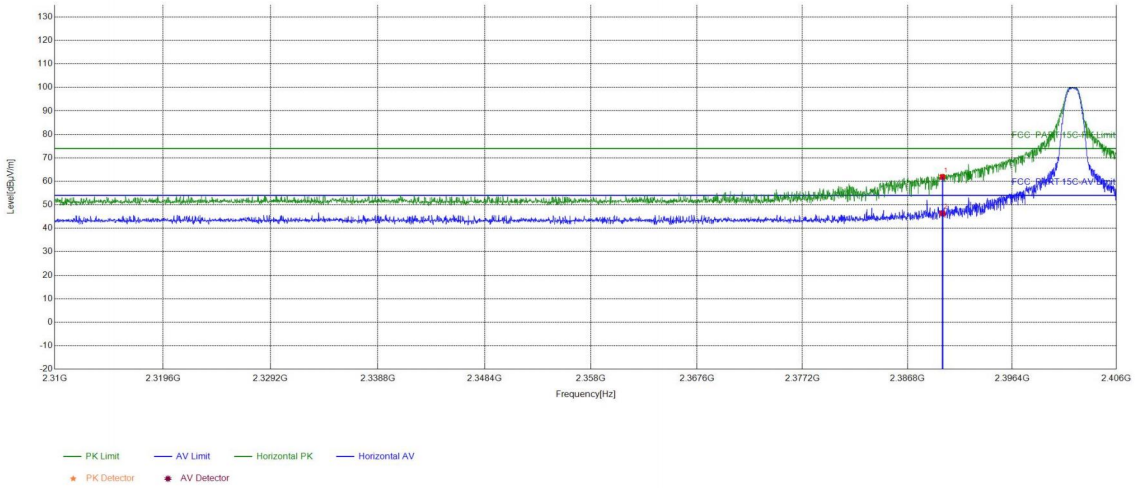

Suspected List									
NO	Freq. [MHz]	Factor [dB]	Reading [dBμV]	Level [dBμV/m]	Limit [dBμV/m]	Margin [dB]	Result	Polarity	Remark
1	2390	15.96	45.92	61.88	74.00	12.12	PASS	Horizon	PK
2	2390	15.96	30.38	46.34	54.00	7.66	PASS	Horizon	AV

Test_Mode	BLE 1M GFSK Transmitting	Test_Frequency	2402MHz
Remark:	/	Test_Date	2026/4/15

Test Graph

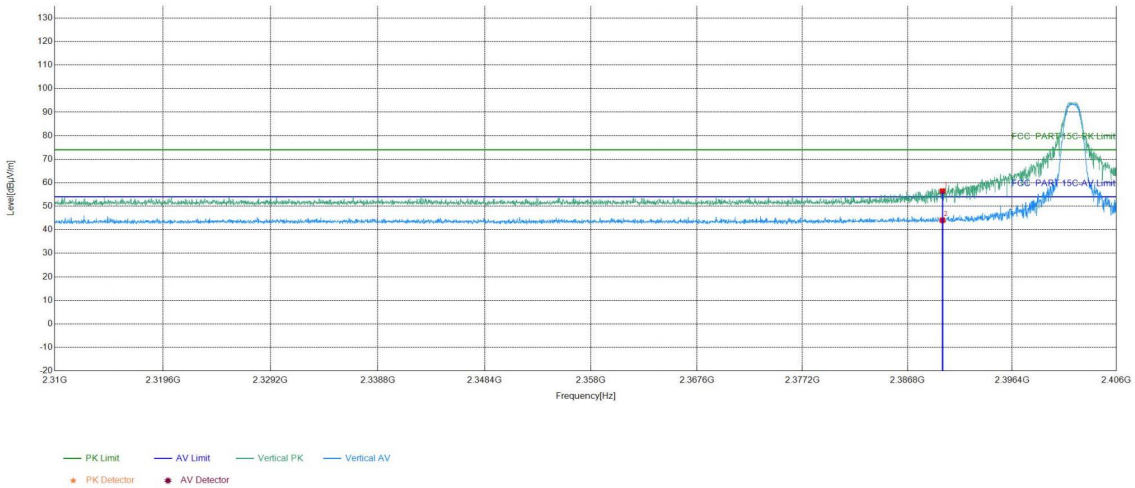

Suspected List									
NO	Freq. [MHz]	Factor [dB]	Reading [dBμV]	Level [dBμV/m]	Limit [dBμV/m]	Margin [dB]	Result	Polarity	Remark
1	2390	15.96	40.47	56.43	74.00	17.57	PASS	Vertical	PK
2	2390	15.96	28.08	44.04	54.00	9.96	PASS	Vertical	AV

Test_Mode	BLE 1M GFSK Transmitting	Test_Frequency	2480MHz
Remark:	/	Test_Date	2026/4/15

Test Graph

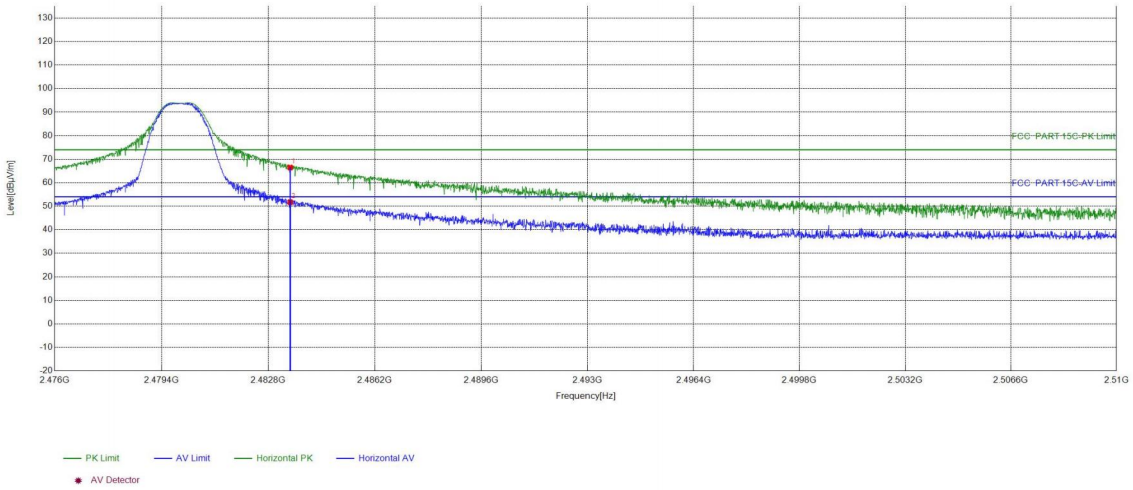

Suspected List									
NO	Freq. [MHz]	Factor [dB]	Reading [dBµV]	Level [dBµV/m]	Limit [dBµV/m]	Margin [dB]	Result	Polarity	Remark
1	2483.5	16.29	50.17	66.46	74.00	7.54	PASS	Horizon	PK
2	2483.5	16.29	35.44	51.73	54.00	2.27	PASS	Horizon	AV

Test_Mode	BLE 1M GFSK Transmitting	Test_Frequency	2480MHz
Remark:	/	Test_Date	2026/4/15

Test Graph

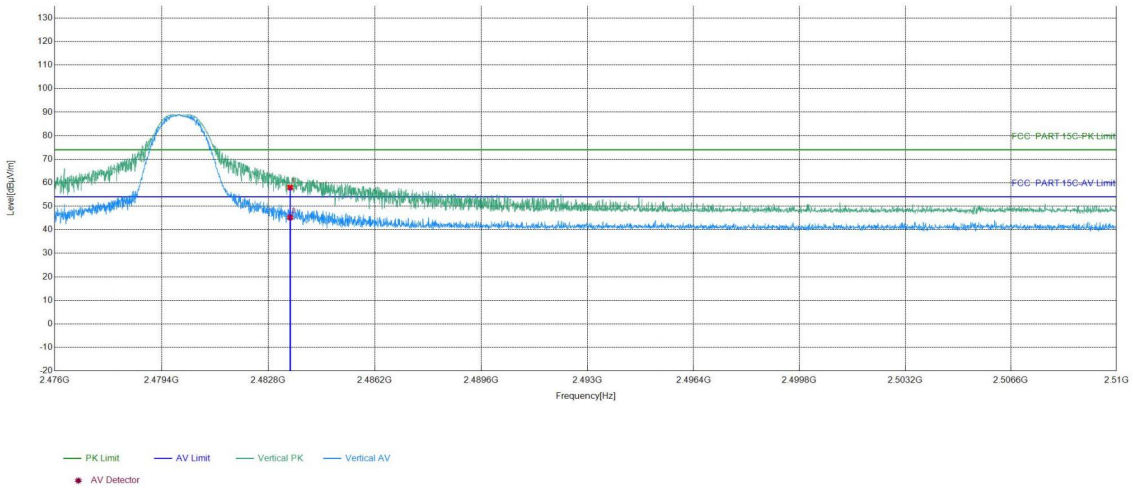

Suspected List									
NO	Freq. [MHz]	Factor [dB]	Reading [dBμV]	Level [dBμV/m]	Limit [dBμV/m]	Margin [dB]	Result	Polarity	Remark
1	2483.5	16.29	41.68	57.97	74.00	16.03	PASS	Vertical	PK
2	2483.5	16.29	28.94	45.23	54.00	8.77	PASS	Vertical	AV

Test_Mode	BLE 2M GFSK Transmitting	Test_Frequency	2402MHz
Remark:	/	Test_Date	2026/4/15

Test Graph

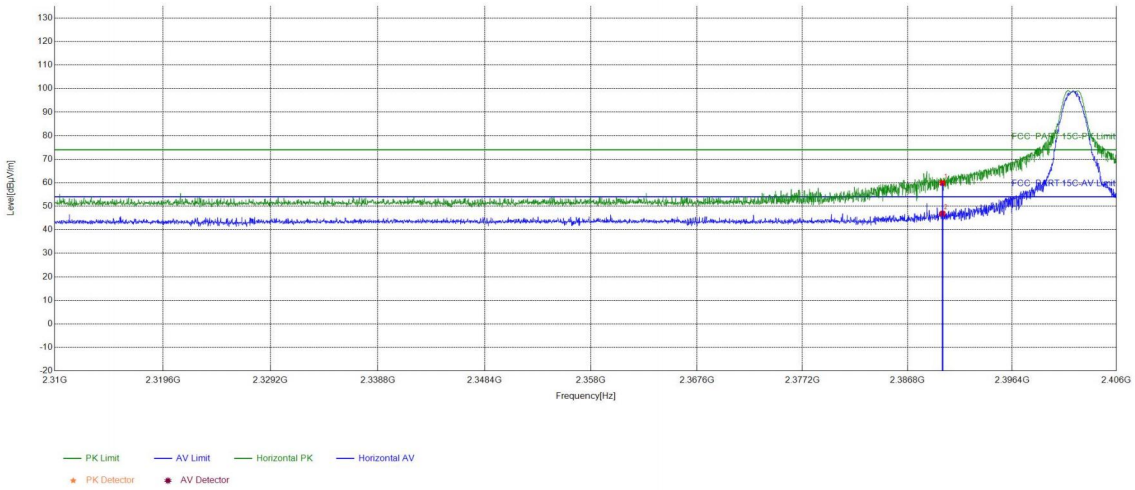

Suspected List									
NO	Freq. [MHz]	Factor [dB]	Reading [dBμV]	Level [dBμV/m]	Limit [dBμV/m]	Margin [dB]	Result	Polarity	Remark
1	2390	15.96	43.89	59.85	74.00	14.15	PASS	Horizon	PK
2	2390	15.96	30.88	46.84	54.00	7.16	PASS	Horizon	AV

Test_Mode	BLE 2M GFSK Transmitting	Test_Frequency	2402MHz
Remark:	/	Test_Date	2026/4/15

Test Graph

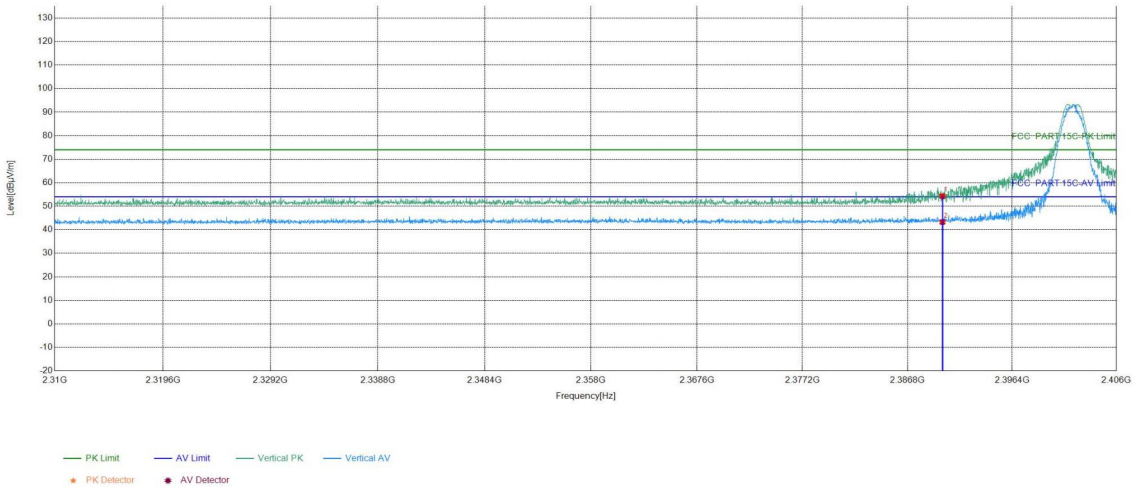

Suspected List									
NO	Freq. [MHz]	Factor [dB]	Reading [dBμV]	Level [dBμV/m]	Limit [dBμV/m]	Margin [dB]	Result	Polarity	Remark
1	2390	15.96	38.31	54.27	74.00	19.73	PASS	Vertical	PK
2	2390	15.96	27.31	43.27	54.00	10.73	PASS	Vertical	AV

Test_Mode	BLE 2M GFSK Transmitting	Test_Frequency	2480MHz
Remark:	/	Test_Date	2026/4/15

Test Graph

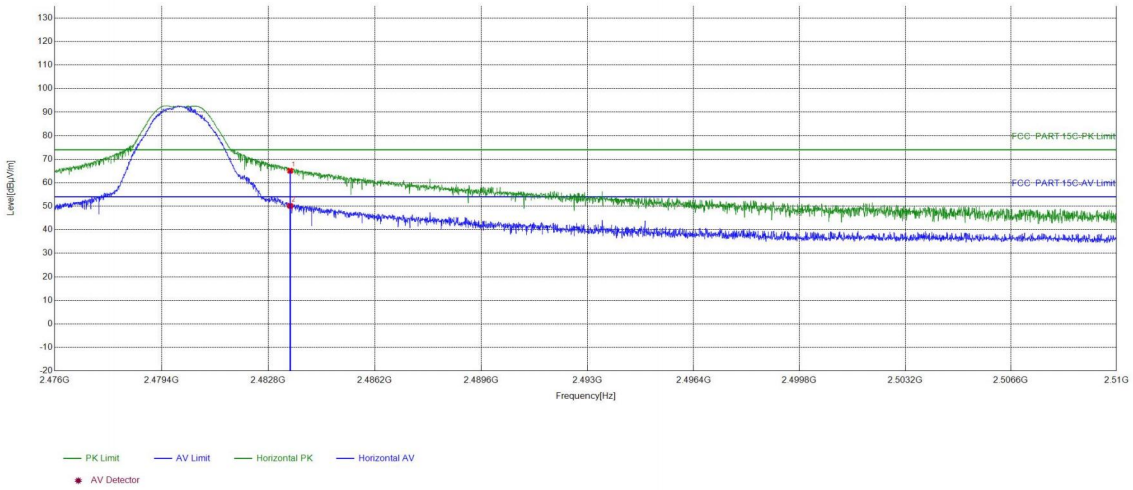

Suspected List									
NO	Freq. [MHz]	Factor [dB]	Reading [dBµV]	Level [dBµV/m]	Limit [dBµV/m]	Margin [dB]	Result	Polarity	Remark
1	2483.5	16.29	48.79	65.08	74.00	8.92	PASS	Horizon	PK
2	2483.5	16.29	33.84	50.13	54.00	3.87	PASS	Horizon	AV

Test_Mode	BLE 2M GFSK Transmitting	Test_Frequency	2480MHz
Remark:	/	Test_Date	2026/4/15

Test Graph

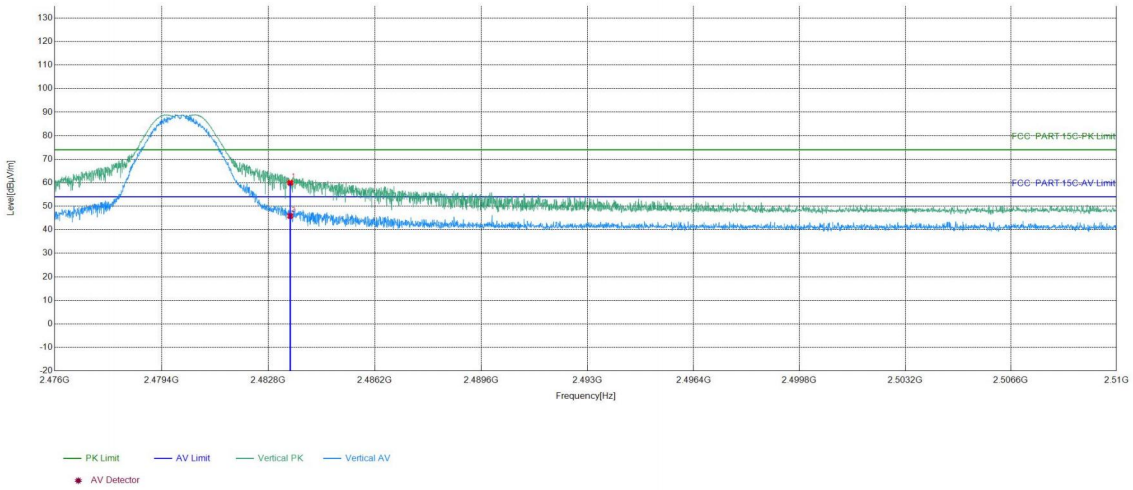

Suspected List									
NO	Freq. [MHz]	Factor [dB]	Reading [dBμV]	Level [dBμV/m]	Limit [dBμV/m]	Margin [dB]	Result	Polarity	Remark
1	2483.5	16.29	43.69	59.98	74.00	14.02	PASS	Vertical	PK
2	2483.5	16.29	29.55	45.84	54.00	8.16	PASS	Vertical	AV

Note:
The field strength is calculated by adding the Antenna Factor, Cable Factor & Preamplifier. The basic equation with a sample calculation is as follows:
Final Test Level =Receiver Reading -Correct Factor
Correct Factor = Preamplifier Factor– Antenna Factor–Cable Factor

6 Appendix A

Refer to Appendix: Bluetooth LE of EED32S80572801

7 PHOTOGRAPHS

Refer to Appendix Photographs of Report No. EED32S80572801.

Statement

1. This report is considered invalid without approved signature, special seal and the seal on the perforation;

2. The Company Name shown on Report and Address, the sample(s) and sample information was/were provided by the applicant who should be responsible for the authenticity which CTI hasn't verified;

3. The result(s) shown in this report refer(s) only to the sample(s) tested;

4. Unless otherwise stated,the decision rule for conformity reporting is based on Binary Statement for Simple Acceptance Rule stated in ILAC-G8:09/2019/CNAS-GL015:2022;

5. Without written approval of CTI, this report can't be reproduced except in full;

*** End of Report ***