© INMO TECHNOLOGY

INMO Air

User' s Manual for IMA01 AR Glasses

INMO
TECHNOLOGY

INMOLENS TECHNOLOGY CO., LIMITED.

1.INMOLENS Assistant

INMOLENS APP

(Please use your mobile browser to scan the QR code below to download and install)

2.Packing List

Standard Item	①Glasses ②Sunglasses lenses ③Flat lenses ④Type-C cable ⑤ Portable glasses case ⑥Glasses cloth ⑦Instructions (After-sales service includ) ⑧Myopia lens frame ⑨Nose pads
Optional Item	①Ring ②Ring charging cable ③Myopia lens

3.Specification

3-1 Parameter(Configuration)

Weight: 76 grams

Dimensions: 157.30×168.60×56.40mm

Processor: Quad-core Arm Cortex-A53 @1.4GHz

RAM: 2GB; Storage: 32GB

Optical display: array optical waveguide, field of view 26°, resolution 640×400

Wi-Fi: 2.4G, IEEE 802.11b/g/n, support WIPI, support Soft AP

Bluetooth: Dual-Mode Bluetooth 4.2

Camera: FF 5 megapixels

Sensor: 3-axis accelerometer + 3-axis gyroscope + 3-axis magnetometer

Touch function: capacitive touchpad

Physical keys: 2 keys, power switch and universal key

Indicator light: battery indicator, shooting indicator

Interface: Type-C interface

Audio: Microphone × 1, Speaker × 2

System: Android 10.0 Go

4.Overall Description (Function Indication)

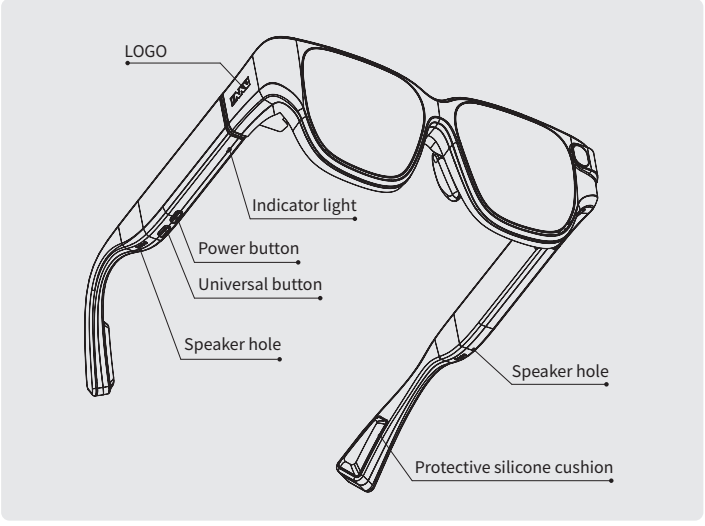

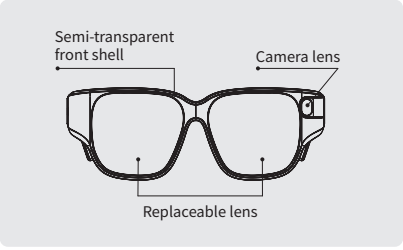

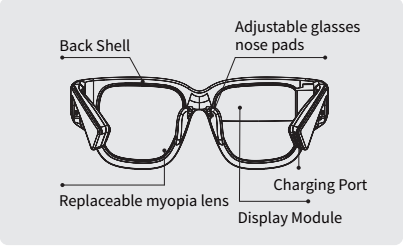

5.Name and content of hazardous substances

To comply with the laws, regulations and other requirements related to the restriction of hazardous substances in electronic and electrical products in China, INMOLENS TECHNOLOGY CO., LIMITED.tests the hazardous substances in the components of this product. The statement is as follows.

Component name	Hazardous Substance					
	Pb	Cd	Hg	Cr(VI)	PBB	PBDE
PCB*	○	○	○	○	○	○
Battery	○	○	○	○	○	○
Data cable	○	○	○	○	○	○
Shell& accessories	○	○	○	○	○	○
Camera module	○	○	○	○	○	○

This form is prepared according to provisions of SJ/T 11364-2014

O: indicates that the content of the hazardous substance in all homogeneous materials of this part is below the limit requirement specified in GB/T 26572-2011.

X: Indicates that the content of the hazardous substance in at least one of the homogeneous materials of this part exceeds the limit requirement specified in GB/T 26572-2011. The parts marked with "X" in the form cannot be replaced due to the limitation of the global technological development.

PCB *：contains PCB machine components, electronic components and others.

As the product type you purchase differs, it may not contain all of the above components.

6.How to Wear the Glasses Properly

6-1 Myopia Correction (Accessories to be purchased separately)

6-1-1：Lens kit：Myopia frame with flat lenses. The user can choose lenses that match their own vision.

6-1-2：We offer myopia lenses from 0-500 degrees, so you can select the appropriate myopia lenses accordingly (please consult your supplier for the custom-tailored myopia lenses).

6-1-3：Install the lenses on the brackets separately on the left and right sides of each nose pad; attention is required to distinguish between the left and right lens; and align them with the empty area on the frame. If possible, please wear a pair of gloves to prevent fingerprint oil contamination.

6-2 Accommodate to your comfortableness

6-2-1：Put on your glasses and make sure they are turned on.

6-2-2：Fine-tune the glasses up and down, left and right, and adjust them to the position where you can see the clearest image.

6-2-3：Adjust the width of the nose pads, so the position of the glasses on your face can be adjusted up and down.

6-3 How to remove and install the shading lenses

The shading lenses can be placed and removed on the frame through a buckle. Align the lenses with the buckle area, and then press them to snap them on.

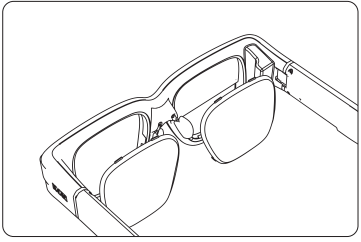

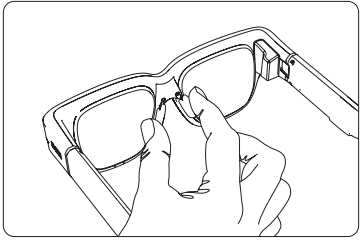

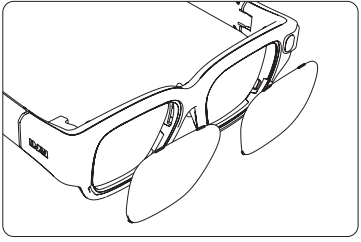

* It is not recommended for non -professionals to disassemble the lenses. If you want to replace them, please contact the after-sales hotline.

7.Usage

■ 7-1 The Glasses

7-1-1 Head controller

7-1-2 Touchpad

7-1-3：Universal Button

Short press Back

Long press Evoke Voice Assistant

7-1-4：Power button

Long press Turn on/ Turn off

Short press Turn the screen on/Turn the screen off

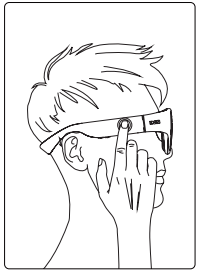

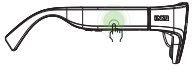

● Click Enter/Confirm

● Horizontal slip Scroll the view you see horizontally

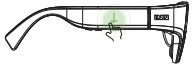

● Slip down Back

8.LED Indicator

Blinking red light low battery status	**Blinking green light** charging	**Steady green light** charging complete	**Blue light on** boot up successfully

9.Protection& Cleaning

9-1 Routine Maintenance

Use a balloon or a soft brush to remove dust from the inside or the gap of the optical waveguide lens.

9-2 Lens Care

9-2-1 How to clean the shading lens.Wipe the shading lens with accessory lens cloth.

9-2-2 How to clean the optical waveguide lens
Wipe the optical waveguide lens with accessory lens cloth.

9-3 Storage Specification

When storing or transporting the glasses, please store them in the Portable glasses case to avoid any damage.

10.Wrong Operation

To avoid damage to the glasses, please avoid the following actions.

- Move the temples too far to the outside, or apply any force beyond the mechanical load
- Keep it spinning or moving back and forth
- Toss it (The lens is fragile)
- Bind it with a cable

11.Safety Information

11-1:Keep the glasses dry. Don' t wear the device in a dusty, humid or high-salt environment (such as by the sea) to avoid circuit failures.
11-2:Do not use the device during thunderstorms, which may cause device malfunction or risk of electric shock.
11-3:Use the device below 2000 meters above sea level, above 0°C and below 40 °C;Store the device and its accessories in the range of -20 °C to 60°C;When the ambient temperature is too high or too low, it will shorten its life cycle or may cause other failures.
11-4:If the device needs to be charged, make sure to use the original cable for charging.
11-5:If the device needs to be connected to the USB-Type-C(I) port for charging, the user must confirm that the USB port has the USB-Type-C logo and its performance complies with relevant USB-Type-C specifications.

11-6：Do not expose the device to high temperatures, or around heat-generating devices such as strong sunlight, heaters, microwaves, ovens, or water heaters. If the device overheats, it may cause damage to the device, such as battery bulging, leaking liquid, or even causing the battery to burst.
11-7：Do not disassemble or modify the device, insert foreign objects, or immerse it into water or other liquids as it may cause short-circuiting the device, battery leakage, overheating, or even fire.
11-8：Do not throw the device into a fire, as this may cause the device to catch fire and explode.
11-9：The user should dispose of the device in accordance with local regulations rather than as domestic waste, as improper disposal may cause explosion. The user is expected to comply with relevant local ordinances and support recycling operations.
11-10：Do not allow your pets to chew on the device, as this may cause injury to them or even explosion.
11-11：Do not drop, squeeze or puncture the device, and avoid subjecting the device to high external pressure, which may cause damage, failure, short circuit, broken lenses, or fire and explosion.
11-12：If the user uses an unapproved or incompatible adapter, power supply, or battery, it may cause a fire, explosion, or other hazards.
11-13：Since this device and its accessories may contain some small parts, the user should keep them out of the reach of children, otherwise, children may inadvertently damage or swallow those small parts which would cause suffocation or other hazards.
11-14：The device has a non-removable built-in battery. The user should not replace the battery without authorization to avoid damage to the battery and the device.

12.Special Instructions

* Myopia correction: 0-500 degree lenses need to be purchased separately. For the customization and purchase of myopia lenses, please consult your supplier.
* Due to the physical and chemical properties of lithium battery materials, the battery capacity will decay to a certain extent with the increase

of the number of charge and discharge.

13.Legal Statement

*Copyright © INMOLENS TECHNOLOGY CO., LIMITED. 2021~2022. All rights reserved. This manual is for reference only and does not constitute any form of commitment. The product (including but not limited to color, weight, size, screen display, etc.) is subject to the actual product.

* The user must respect the privacy rights of other people when shooting photos or videos, and is prohibited from using this product to conduct any unauthorized surveillance activities, including but not limited to surveillance of other people, groups, events, performances, exhibitions or buildings.

* Please note that in some countries and regions, although it is not for commercial purposes, if the user uses the camera to record, tape or take pictures of other people, groups, events, performances, exhibitions, it may spark copyright disputes or violate other people' s legal rights. Therefore, please carefully read and comply with local laws and regulations before use.

* The contents of this manual are provided on an as-is basis. Unless required by applicable law, INMOLENS TECHNOLOGY CO., LIMITED. will not provide any direct or indirect guarantee for any contents of this manual.

* To the extent permitted by applicable laws, INMOLENS TECHNOLOGY CO., LIMITED. won' t compensate for any special, incidental or indirect damages arising from the use of this manual and this product. We also won' t compensate for any loss of profits, data, goodwill or expectations.

* If you want to export, re-export or import this product (including but not limited to the software and technical data in this product), you shall comply with applicable laws and regulations on import and export control.

* INMOLENS TECHNOLOGY CO., LIMITED. reserves the right to modify any information in this manual at any time without prior notice and without any responsibility.

14.Legal Disclaimer

* Since this product is not a toy, the user should not let children touch it, and special attention is required when operating in front of children.
* Before using this product, the user should read this manual carefully, because it is of great significance to how to use this product safely and your legal rights.
* The company is only responsible for the official system and system updates. Any unofficial third-party system may have security risks.
* The company recommends the user to update the system through official channels. Updates from unofficial channels may bring security risks.
* Warn! The operating system of this product supports official system updates. If the user applies a third-party ROM system or modifies the system files by cracking the official system, it may cause system instability or other problems, and the company will not provide any support or assume any responsibility in these situations.
* This product is a smart glasses product. When the power supply works normally and the components are not damaged, this product will provide a smart wearable device experience. INMOLENS TECHNOLOGY CO., LIMITED. reserves the right to update this disclaimer. For the latest disclaimer, please refer to the official website or the version received by your email.
* Please read this manual carefully before using the product to understand your legal rights, responsibilities and safety instructions, otherwise it may cause property damage, safety accidents and personal safety hazards. Once you use this product, you are deemed to have understood, recognized and accepted all terms and content of this statement. The user undertakes to be responsible for your own actions and all consequences arising therefrom. The user undertakes to use this product only for legitimate purposes, and agrees to these terms and any relevant policies or guidelines that INMOLENS TECHNOLOGY CO., LIMITED. may formulate.
* INMOLENS TECHNOLOGY CO., LIMITED. shall not be liable for any direct or indirect personal injury and property damage if the user doesn’t follow this manual.

The navigation function of INMO Air has passed the road safety test, but users may still have the risk of interference due to its differences with their existing usage habits. Therefore, we strongly recommend that the users be more careful and consentrated and strictly abide by the traffic laws.

FCC Warning:

Any Changes or modifications not expressly approved by the party responsible for compliance could void the user's authority to operate the equipment.
This device complies with part 15 of the FCC Rules. Operation is subject to the following two conditions:
(1) This device may not cause harmful interference, and
(2) this device must accept any interference received, including interference that may cause undesired operation.
Note: This equipment has been tested and found to comply with the limits for a Class B digital device, pursuant to part 15 of the FCC Rules. These limits are designed to provide reasonable protection against harmful interference in a residential installation. This equipment generates uses and can radiate radio frequency energy and, if not installed and used in accordance with the instructions, may cause harmful interference to radio communications. However, there is no guarantee that interference will not occur in a particular installation. If this equipment does cause harmful interference to radio or television reception, which can be determined by turning the equipment off and on, the user is encouraged to try to correct the interference by one or more of the following measures:
-Reorient or relocate the receiving antenna.
-Increase the separation between the equipment and receiver.
-Connect the equipment into an outlet on a circuit different from that to which the receiver is connected.
-Consult the dealer or an experienced radio/TV technician for help.

This transmitter must not be co-located or operating in conjunction with any other antenna or transmitter. The device has been evaluated to meet general RF exposure requirement. The device can be used in portable exposure condition without restriction.

©
INMO TECHNOLOGY

http://www.inmolens.com/

关注影目微信公众号