INNO

用户入门指南

User Guide

用户入门指南 02

User Guide 12

ユーザー入門ガイド 23

❶ INMO AIR 2 introduction

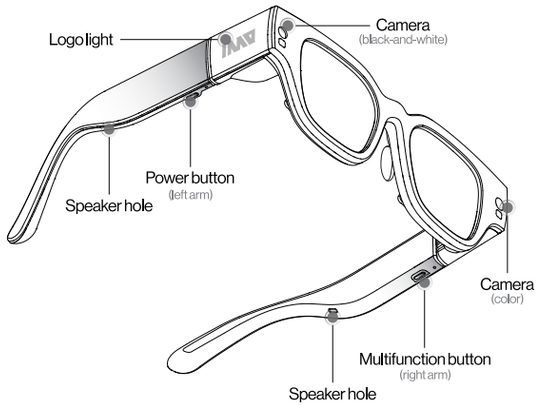

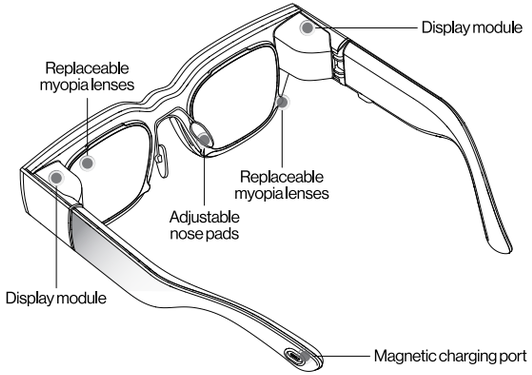

❷ Package Contents

Package includes: ① Glasses ② Magnetic charging cable ③ Portable glasses case ④ Glasses cloth ⑤ User's manual (including a warranty card) ⑥ Myopia lens frame(including a myopia lens template) ⑦ Ring ⑧ Ring charging cable

Parameters (specification):

Weight	~99g
Battery	500mAh
Material	PC+ABS
Processor	W517 chip, Quad-core ARM Cortex A75+A55, @1.8GHz
RAM	2GB
Storage	32GB
Resolution	640×400
Camera	800 megapixel, 1080P videos
Optical display	Micro-OLED screen, vertical array optical waveguide; binocular display (monocular FoV: 26°)
Wi-Fi	2.4GHz/5GHz
Bluetooth	5.0
Sensor	Accelerometer, gyroscope, magnetometer; global shutter image sensor
Physical buttons	power button ×1, multifunction button ×1
LED	Logo light on side
Interface	Pogo Pin
Audio	Microphone ×2, speaker ×2
System	Android 9.0
Interactive mode	interaction through a ring, touch control, voice control
Accessories	Ring, switchable remote control mode / cursor mode / 3 DoF mode

❸ Usage:

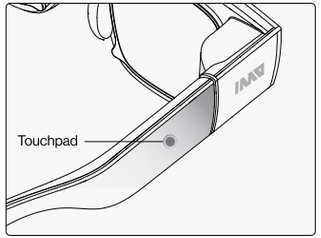

Ⓐ Right touchpad

- Click
  For confirming
- Double click
  For backing
- Slide up/down/frontward/back with one finger
  For moving focus

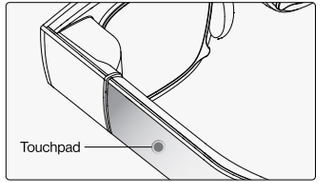

Ⓑ Left touchpad

- Double click
  For displaying/hiding the control center
- Slide up/down with one finger
  For increasing/decreasing the brightness
- Slide forward/backward with one finger
  For increasing/decreasing the volume

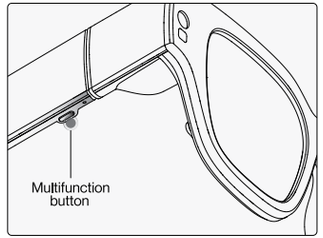

Multifunction button (default)

- Click
  For backing
- Double click
  For backing to the desktop

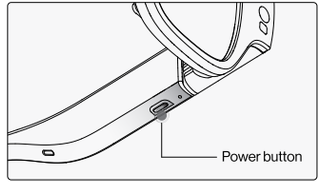

Power button

- Click
  For turning on/off the display
- Long press
  For powering on/off

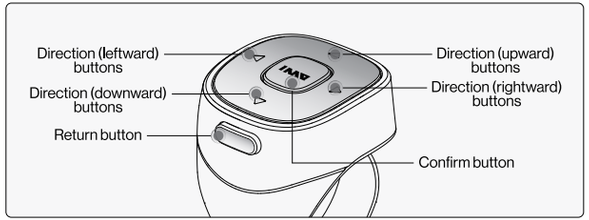

Replaceable nose pads

Nose pads of different sizes are provided. Please choose proper nose pads for comfort.

Myopia correction accessory (to be purchased separately)

A magnetic myopia glasses frame and a myopia lens template are provided. Please choose the proper myopia lenses according to the conditions of your eyes (please consult your supplier about myopia lens customization). When installing the lenses, please pay attention to the four positions of the magnetic myopia glasses frame and wear gloves as much as possible to prevent fingerprints on the myopia lenses.

❹ Quick guide:

Power on the glasses.

Long press the power button for 2s. If the blue LED is lit, it suggests successful power-on.

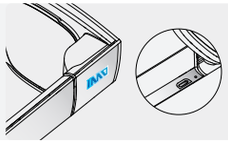

Wear the glasses and adjust till a comfortable position.

Move the glasses up, down, leftward or rightward and adjust the nose pad width.

Reminder: If you still feel discomfortable after nose pad adjustment, replace the nose pads.

Operate as instructed on the screen after glasses power-on.

Operate through the right touchpad or the ring as instructed on the screen and connect to the network to activate the product.

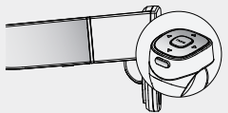

❺ Power LED:

● Power-on LED

The blue LED is lit for 2s.

● Photographing LED

The blue LED is lit for 0.15s.

● Video recording LED

The blue LED is lit for 1s

● Charge LED

When the battery is low, the red LED remains lit;

when the battery level is more than 15%, the orange LED remains lit;

when the battery has been fully charged, the green

● Reminder

It is suggested to charge with a 5V1A adapter. Please fully charge it for the first use.

INMOLENS APP

Please use your mobile phone to scan the QR code on the product to download the mobile APP to watch the user guide and try other functions of the product.

Note: iOS user can download the mobile APP on the App Store directly.

❻ Names and contents of hazardous substances:

To comply with the laws, regulations and other requirements related to the restrictions of hazardous substances in electronic and electrical products in China, INMOLENS TECHNOLOGY CO., LTD. has tested the hazardous substances in the components of this product. The substances are listed as follows.

Component	Hazardous substance					
	Pb	Cd	Hg	Cr(VI)	PBB	PBDE
PCB*	○	○	○	○	○	○
Battery	○	○	○	○	○	○
Shell & accessories	○	○	○	○	○	○
Data cable	○	○	○	○	○	○
Camera module	○	○	○	○	○	○

This form is prepared according to SJ/T 11364.
O: It means that the content of a hazardous substance in all homogeneous materials of the component is below the limit given in GB/T 26572.
X: It means that the content of a hazardous substance in at least one homogeneous material of the component exceeds the limit given in GB/T 26572. Each component with such a symbol "X" cannot be replaced due to the global technical limitation.

PCB*: It contains PCB equipment parts, electronic parts, etc. For some models, it is possible that it does not contain all these parts.

❼ Protection & cleaning:

● Routine maintenance for main body of the product

Use a balloon or a soft brush to remove dust from the inside or gap of the optical waveguide lenses.

● Lens care

Wipe the optical waveguide lenses with the glasses cloth supplied as an accessory.

● Storage

In storage or transportation, the product should be stored in the portable glasses case to avoid damage.

❽ Wrong operations:

Please avoid the following wrong operations to avoid product damage.

• Moving the arms outward excessively or applying any force larger than mechanical load of the product;
• Rotating the product continuously or using roughly or throwing it (the lenses are fragile);
• Binding the product with the data cable.

❾ Safety information:

9-1: Keep the product dry. Using it in a dusty, humid or high-salt (such as seaside) place may result in circuit failure.
9-2: Using the product in thunderstorms may result in product failure or electric shocks.
9-3: Please use the product below 2,000m and at 0°C to 40°C and store it and its accessories at -20℃ to 60℃. If the ambient temperature is too high or too low, the product will shut down automatically, have a shorter life and have other faults.
9-4: If the product needs to be charged, do charge with the original charging cable.
9-5: Do not expose the product under high temperature or close to any heat-generating equipment, such as strong sunlight, heater, microwave oven, baking oven or heater, otherwise it may have damage such as battery bulge, electrolyte leakage or even battery burst.
9-6: Do not disassemble or refit the product, insert any foreign matter into it or have it immersed in water or any other liquid, otherwise it may catch fire due to short circuit, electrolyte leakage or overheating.
9-7: The product may catch fire and explode if thrown into fire.
9-8: Do not dispose the product as a domestic waste but according to the local regulations to avoid explosion. Please dispose the product and its accessories according to the local regulations and recycle them.
9-9: The product may be damaged or even explode if bitten by pets.
9-10: Do not drop, squeeze or pierce the product, otherwise it may be damaged, fail, have a short circuit or lens damage, catch fire and explode due to a large external pressure.
9-11: If the product uses an unauthorized or incompatible power adapter, power source or battery, it may catch fire and explode or have other dangers.
9-12: The product and its accessories probably contain small parts. Please keep them out of the reach of children, otherwise children may damage the product and its accessories unintentionally, suffer asphyxia after swallowing the small parts or have other dangers.
9-13: The product has a non-detachable built-in battery. Battery replacement by yourself may result in damage of the battery and/or the product.
9-14: Do not use this device in places where there are express regulations prohibiting the use of wireless devices, otherwise it will interfere with other electronic devices or cause other dangers.
9-15: Impact on Medical Devices
• In medical and healthcare settings where the use of wireless devices is expressly prohibited, please obey the regulations of the location and do not use this device.
• The radio waves generated by the device may affect the normal operation of implanted medical devices or personal medical devices, such as pacemakers, cochlear implants, hearing aids, etc. When using this device, please keep a distance of at least 15 cm from implanted medical devices (such as pacemakers, cochlear implants, etc.).

⑩ Special notes:

* Myopia correction: The lenses need to be purchased separately. Please consult with your supplier about customization and purchase of the myopia lenses.
* Due to the physical and chemical properties of lithium batteries, the battery capacity decreases with increase of the charge and discharge cycles.
* The front and back lenses are both optical parts and should not be wiped with alcohol.

⑪ Legal statement:

* Copyright © INMOLENS TECHNOLOGY CO., LTD. All rights reserved. This manual is for reference only and contains no commitment. The product is subject to change (in aspects including but not limited to color, weight, size and display) without prior notice.
*Please respect the privacy of other people when using the product for photographing and video recording. It is forbidden to use the product for unauthorized surveillance activities including but not limited to surveillance over other people, groups, events, performances, exhibitions or buildings.
* In some countries and regions, using cameras to record videos or audios or take pictures of other people, groups, events, performances or exhibitions for other purposes except for commercial ones may result in copyright disputes or others' legal interests. Therefore, please study the local applicable laws and regulations carefully before using the product and abide by them when using the product.
* The content of this manual is provided on an as-is basis. Unless required by any applicable law, we will not give any explicit or implied guarantee for the content.
* To the extent permitted by the applicable laws, we will not compensate for any special, incidental or indirect damages arising out of the use of this manual and the product, or for any profit loss, data loss, goodwill loss or expected loss.
* When exporting, re-exporting or importing the product (including but not limited to its software and technical data), please abide by the laws and regulations about import and export control.
* We reserve the right to revise this manual without prior notice and responsibility.

⑫ Disclaimer:

* The product is not a toy. Please keep it out of the reach of children and operate carefully when there is any child nearby.
* This manual is significant for safe use of the product and your legal interests. Please read it carefully before using the product.
* We will only be responsible for the official system and its updates. Any unofficial third-party system has a security risk.

* It is suggested to realize system updates through the official channels. System updates through unofficial channels may have a security risk.
* Warning: Operating system of the product supports the official system updates. Using a third-party ROM system or revising the system files by means of cracking may result in system instability or other consequences. In this case, we will not provide any support for end users or assume any responsibility.
* The product is a smart glasses bringing smart wearable device experience with help of a normal power source and undamaged parts. We reserve the right to update this disclaimer. For the latest disclaimer, please refer to our official website and the corresponding e-mail to you.
* The navigation function of the product has passed a road safety test; however, user is still possible to be interfered due to the difference between the navigation function and his existing habit of use. Therefore, it is strongly suggested to be more careful and abide by the traffic laws and regulations strictly when using the product.
* Before using the product, please read this manual carefully to understand your legal interests and responsibilities and the safety instructions and avoid property losses, safety accidents and personal safety hazards. Once you have used the product, it will be deemed that you have understood and accept this disclaimer completely. You are expected to commit to be responsible for your behaviors and all their consequences, to use the product for proper purposes and to agree to these terms and any policy or guideline to be formulated by us.
* We will not compensate for any direct or indirect personal injury or property loss due to your failure to follow this manual when using the product.

⑬ After-sales service policy:

Thank you for using our AR glasses. It will be a companion in your work and life. We will provide high-quality, considerate service for your better use of the product. Please read the following content about the warranty service.

13-1 Warranty service

For each pair of AR glasses sold by us, we provide the warranty service as specified in the Law of the People's Republic of China. For any product failure not caused by a human factor but a quality problem of the product normally used in the warranty period, you can enjoy the following warranty service after providing the related purchase invoice and this warranty card.

• If the main body of the product has performance failure (not caused by any human factor) within 7 days following the purchase date, it can be exchanged, refunded or repaired on the precondition that it bears no apparent human-caused trace and can be sold again;We don't provide 7 days No Reason Return service if you have already activated the product;

• If the main body of the product has performance failure (not caused by any human

repaired on the precondition that it bears no apparent human-caused trace and can be sold again;
• If the main body of the product has performance failure (not caused by any human factor) within 1 year following the purchase date, it can be repaired for free.

Warranty period for the main body of the product: 1 year	Warranty period for the battery: 6 months

In any of the following circumstances (including but not limited to), we will not provide the warranty service.

• Content on the warranty card is inconsistent with the label on the physical product or is altered;
• The product is damaged due to disassembling by a person not designated for the warranty service;
• The product is damaged in operation or maintenance due to user' s failure to follow this manual;
• The product is damaged due to force majeure;
• Both the purchase invoice and the warranty card are unavailable, and it cannot be proved that the product is in its warranty period;
• The warranty period has expired;
• The product is damaged due to improper operation (such as falling, squeezing or immersion in any liquid);
• The main body of the product is faulty due to use of any non-original accessory.

13-2 Kind reminder

If you replace the product with a new one within 15 days after the purchase date, you will be given a new warranty card. Please ask the salesperson or the service outlet to fill out the new warranty card completely.

For any questions, please call our customer service at **400-165-6906**, send an email to **Service@inmolens.com** (domestic) / **happycustomer@inmoai.com** (overseas), or consult with the authorized local service outlet or dealer.

The power adapter used for the product should be one with a "CCC" certificate and compliant with the applicable standard.

Warranty Card

Customer name:	Tel:	E-mail:
Address:		Post code:

Purchase date:	Name and model of product purchased:
Product S/N:	

Vendor name:	Phone number of vendor:
Seal of vendor:	

Invoice No.:	Repair center:
Address of repair center:	Tel:

©
INMO TECHNOLOGY

Copyright © Shenzhen INMO Technology Co., Ltd. (INMO)
Explore Your Metaverse Life

FCC Warning

Any Changes or modifications not expressly approved by the party responsible for compliance could void the user's authority to operate the equipment.

This device complies with part 15 of the FCC Rules. Operation is subject to the following two conditions:

(1) This device may not cause harmful interference, and

(2) this device must accept any interference received, including interference that may cause undesired operation.

Note: This equipment has been tested and found to comply with the limits for a Class B digital device, pursuant to part 15 of the FCC Rules. These limits are designed to provide reasonable protection against harmful interference in a residential installation. This equipment generates uses and can radiate radio frequency energy and, if not installed and used in accordance with the instructions, may cause harmful interference to radio communications. However, there is no guarantee that interference will not occur in a particular installation. If this equipment does cause harmful interference to radio or television reception, which can be determined by turning the equipment off and on, the user is encouraged to try to correct the interference by one or more of the following measures:

-Reorient or relocate the receiving antenna.

-Increase the separation between the equipment and receiver.

-Connect the equipment into an outlet on a circuit different from that to which the receiver is connected.

-Consult the dealer or an experienced radio/TV technician for help.

This transmitter must not be co-located or operating in conjunction with any other antenna or transmitter. The device has been evaluated to meet general RF exposure requirement. The device can be used in portable exposure condition without restriction.