250 mm

1-4.3mm

140 mm

1 | 2 | 3 | 4 | 5 | 6

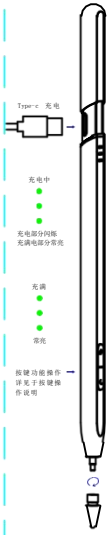
说 明 书

(WKZP023A)



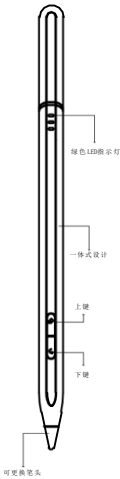
*本使用说明书用于手写笔请仔细阅读所有使用前的细节

功能操作



用于倒握住笔头，然后将笔头以逆时针方向旋转直至取出笔管

产品信息



产品规格

产品尺寸	ø9.0*5.5*160.5mm
重量	15g
笔头尺寸	5mm
电池类型	聚合物锂电池
电池容量	123毫安时
持续工作时间	大于8小时
充电时间	15分钟
工作温度	-10°~45℃
充电温度	-10°~45℃
保管温度	-10°~65℃

*实际使用时间可能会因使用场景和其他因素而异

兼容性

本产品支持苹果2018 - 2025 版本平板电脑（个性列表第1-6点机型）

iPad 6 9.7 英寸 2018
iPad 7 10.2英寸 2019
iPad 8 10.2英寸 2020
iPad 9 10.2英寸 2021
iPad 10 10.9英寸 2022
iPad 11 11英寸 2025
iPad pro 11英寸 2018（第一代）
iPad pro 12.9英寸 2018（第二代）
iPad pro 11英寸 2020（第二代）
iPad pro 12.9英寸 2020（第四代）
iPad pro 11英寸 2021（第三代）
iPad pro 12.9英寸 2021（第五代）
iPad pro 11英寸 2022 （第四代）
iPad pro 12.9英寸 2022 （第六代）
iPad pro 13英寸 2024（M4）
iPad pro 11英寸 2024（M4）
iPad mini5 7.9英寸 2019
iPad mini6 8.3英寸 2021
iPad mini7 8.3英寸 2024
iPad Air3 10.5英寸 2019
iPad Air4 10.9英寸 2020
iPad Air5 10.9英寸 2022
iPad Air(M2) 11英寸 2024
iPad Air(M2) 13英寸 2024

按键操作说明

• 单击上键下键开机，长按约2秒上或下键关机。

• 当与Ipad蓝牙连接时，单击上键书写功能转换到橡皮擦，单击上键橡皮擦切换到书写，双击上键开启多任务页面；单击下键返回，双击下键截屏。

• 兼容笔可用于：iPad备忘录、Painter、NoteAbility、GoodNotes、Procreate；橡皮擦切换可用于：GoodNotes、Procreate。

环境保护

• 请勿将本设备及其附件作为普通的生活垃圾处理。

• 请遵守本设备及其附件处理的本地法令，正文回收行动。

• 电池符合欧盟86指令环保要求。

安全信息

• 请避免设备及配件被磁场受潮，否则可能导致火灾或触电危险。

• 请勿在温度过高或过低区域放置设备及配件，否则可能导致设备故障、被火或爆炸，当环境温度过高或过低时，可能会引起设备故障。

• 请勿拆解、撬出、挤压或改装电池，禁止插入异物，穿刺电池，禁止将电池投入水或其他液体，以免引起电池内部短路和过热，漏液、起火或爆炸。

• 请勿擅自拆卸、改装设备（含更换内置电池）及配件，否则该设备及配件将不在本公司保修范围内，设备发生故障时请联系客户服务中心。

• 请勿让儿童或宠物咬吸电池，以免对其造成伤害或导致电池爆炸。

• 请勿使用损性化学制品，清洁剂或强洗涤剂清洁设备或配件，请使用清洁、干燥的软布擦拭设备或及配件。

• 使用未经认可或不兼容的电源，充电器或电源，可能会引发火灾、爆炸或其他危险。

关于更多

本指南仅供参考，不构成任何形式的承诺，产品（包括但不限于颜色、大小、屏幕显示等）请以实物为准，如出现本指南与官网描述不一致的情况，请以官网说明为准，恕不另行通知。

包装说明

• 智能触控笔*1
• Type-c充电线*1
• 说明书*1

FCC警示

联邦通信委员会（FCC）声明。
本设备符合FCC条例第15部分的规定。
其操作须遵守以下两个条件：

(1) 本设备不得造成有害干扰。

(2) 本设备必须接受所接收 的任何干扰，包括可能导致不期望操作的干扰。

注意：本设备已通过测试。
符合FCC规则第15部分关于B类数字设备的限值。
这些限值旨在为住宅安装提供合理的防止有害干扰的保护。

本设备会产生、使用并可能辐射射频能量。
如未按照说明正确安装和使用，
可能会对无线通信造成有害干扰。然而，
不能保证在特定安装中不会发生干扰。

如果本设备确实对无线电或电视接收造成有害干扰（可通过关闭并重新开启设备来确认），
建议用户尝试通过以下一种或多种措施来纠正干扰：

• 调整或重新定位接收天线。

• 增加设备与接收器之 间的距。


• 将设备连接到与接收器不 同电路 的插座。

• 请咨询经销商或有经验 的无线 电/ 电视技术人员获取帮助。

警告：
未经合规责任方明确批准的变改或修改
可能会使用户丧失操作设备的权限。

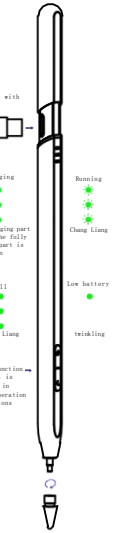
注意：制造商不对因未经授权修改本设备而导致的任何无线电或电视干扰负责。
这类修改可能会使用户丧失操作设备的权限。

射频（RF）暴露声明：
本设备符合FCC针对在受控环境规定的射频辐射暴露限制。
设备对在安装和操作中不受限制地使用。



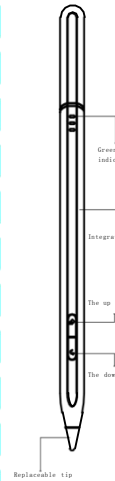
*This instruction manualuse for Stylus Pencil please kindly read all the details before use

Functional operation



Pinch the pen tip with your fingers, and then rotate the pen tip counterclockwise until it unscrews the pen tube

Product information



Specifications

Physical size(L X D)	ø9.0*5.5*160.5mm
Weight	15g
Nib size(D)	5mm
Battery type	Li-polymer battery
Battery capacity	123mAh
Continuous operation time	More than 8 hours
Duration of charging	15min
Operating Temperature	-10 to +45 degree C
Charging Temperature	-10 to +45 degree C
Storage Temperature	-10 to +65 degree C

*The actual operating time may vary depending on the usage scenarios and other factors.

Compatible with

This product supports Apple tablets from 2018 to 2025(Upgrade to the latest iOS version)

iPad 6 9.7-inch 2018
iPad 7 10.2-inch 2019
iPad 8 10.2-inch 2020
iPad 9 10.2-inch 2021
iPad 10 10.9-inch 2022
iPad 11 11-inch 2025
iPad pro 11-inch 2018 (1st generation)
iPad pro 12.9-inch 2018 (2nd generation)
iPad pro 11-inch 2020 (2nd generation)
iPad pro 12.9-inch 2020 (4th generation)
iPad pro 11-inch 2021 (3rd generation)
iPad pro 12.9-inch 2021 (5th generation)
iPad pro 11-inch 2022 (4th generation)
iPad pro 12.9-inch 2022 (6th generation)
iPad pro 13-inch 2024 (M4)
iPad pro 11-inch 2024 (M4)
iPad mini5 7.9-inch 2019
iPad mini6 8.3-inch 2021
iPad mini7 8.3-inch 2024
iPad Air3 10.5-inch 2019
iPad Air4 10.9-inch 2020
iPad Air5 10.9-inch 2022
iPad Air(M2) 11-inch 2024
iPad Air(M2) 13-inch 2024

Button operation Instructions

• Click the up or down button to turn on the power, press and hold the up or down button for about 2 seconds to turn off power.

• When connected to the Ipad Bluetooth, click the up button writing function to switch to the eraser tool, click the up button eraser tool to switch to writing function, and double click the up button to open the multitask page.Click the down button to return, and double click the down button to take a screenshot.

• The undo button can be used for:iPad Remarandum、Painter、NoteAbility、GoodNotes、Procreate;Eraser tool switch is available for:GoodNotes、Procreate.

Environmental protection

• Do not dispose of this device and its accessories as household garbage.

• Please comply with the local laws and regulations for the disposal of this equipment and its accessories, and support the recycling operations .

• The battery complies with the environmental protection requirements of the EU RoHS directive.

Safety information

• Please avoid rain or damp equipment and accessories, otherwise it may cause fire or electric shock hazard

• Do not place equipment and accessories in areas that are too high or too low in temperature, otherwise it may cause equipment failure, fire or explosion. When the ambient temperature is too high or too low, it may cause equipment failure.

• Do not disassemble, impact, squeeze or modify the battery, It is forbidden to insert foreign objects and puncture the battery, It is forbidden to immerse the battery in water or other liquids to avoid short circuit and overheating, leakage, fire or explosion inside the battery

• Do not disassemble or modify the device (including replacement of the built-in battery) and accessories without authorization, otherwise the device and accessories will not be covered by the company's warranty. Please contact the customer service center if the device fails.

• Do not allow children or pets to swallow the battery to avoid injury or explosion of the battery.

• Do not use harsh chemicals, cleaning agents, or strong detergents to clean the equipment or accessories. Please use a clean, dry soft cloth to wipe the device or its accessories.

• Using unapproved or incompatible power supplies, chargers, or power supplies may cause fire, explosion, or other hazards.

More about

This guide is for reference only and does not constitute any form of commitment. products (including but not limited to color, size, screen display,etc.)Please refer to the actual product, If there is any inconsistency between this guide and the description on the official website, please refer to the description on the official website, Without notice.

package instruction

• Smart stylus*1
• Type-c Cable*1
• Product manual*1

FCC Warning

Federal Communications Commission (FCC) Statement, This device complies with part 15 of the FCC Rules. Operation is subject to the following two conditions:
(1) This device may not cause harmful interference, and
(2) this device must accept any interference received, including interference that may cause undesired operation. Note: This equipment has been tested and found to comply with the limits for a Class B digital device, pursuant to part 15 of the FCC Rules. These limits are designed to provide Reasonable protection against harmful interference in a residential installation. This equipment generates, uses and can radiate radio frequency energy and, if not installed and used in accordance with the instructions, may cause harmful interference to radio communications. However, there is no guarantee that interference will not occur in a particular installation, If this equipment does cause harmful interference to radio or television reception, which can be determined by turning the equipment off and on, the user is encouraged to try to correct the interference by one or more of the following measures: •Reorient or relocate the receiving antenna. •Increase the separation between the equipment and receiver. •Connect the equipment into an outlet on a circuit different from that to which the receiver is connected. •Consult the dealer or an experienced radio/TV technician for help. Warning: Changes or modifications not expressly approved by the party responsible for compliance could void the user's authority to operate the equipment. Note: The manufacturer is not responsible for any radio or TV interference caused by unauthorized modifications to this equipment. Such modifications could void the user's authority to operate the equipment. RF exposure statement: This device complies with FCC RF radiation exposure limits set forth for an uncontrolled environment. The device is installed and operated without restriction.

1

2