Internal Photos of the EUT



Fig. 1



Fig. 2



Fig. 3



Fig. 4



Fig. 5



Fig. 6


S1116MK4544-A
11.12
GND
SWS
VCC
T2
T4
CYC-A1493A
A1
GND
UTX
SWS
IOVC

Fig. 7


Antenna
T1
T2
IOVCC
SWS
UTX
GND
S1116MK4544-A
11.12
C27
C1
D1
C35
C25
R16
ESD10
R2
CYC-A1493A
+1

Fig. 8