# Fuse Replacement

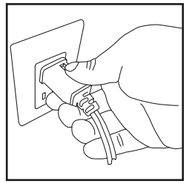

1. Grasp plug and remove from the receptacle or other outlet device. Do not unplug by pulling on cord.

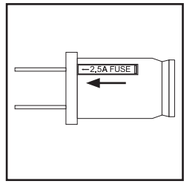


2. Open fuse cover. Slide open fuse access cover on top of attachment plug towards blades.

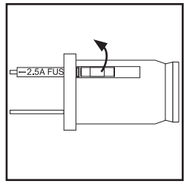


3. Remove fuse carefully. Push the fuse from the other side or turn fuse holder over to remove fuse.

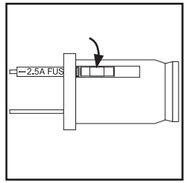


4. Replace fuse. **Risk of fire: only use 2.5 Amp, 125 Volt fuse.**

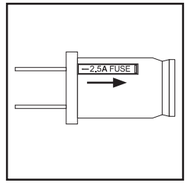


5. Close fuse cover. Slide closed the fuse access cover on top of attachment plug.



# Cleaning

**Fan Body**

- Turn off your fan and unplug the power from the AC outlet.
- Unlock the fan body by holding the handle and twisting the fan counterclockwise.
- Pull off the fan body from the tower motor.
- Gently spray or rinse the fan body in water.
- Dry the fan body with a dry cloth.

**Fan Motor and Base**

- Unplug the fan from the AC outlet.
- Use a soft cloth to wipe down the exterior.
- DO NOT use water or any other chemical solution or cleaner.
- DO NOT soak or immerse the Fan Motor in water or liquid.



User Manual_P.indd 10-11

3/30/22 1:11 PM

# Storage

- It is recommended to not fully disassemble the fan.
- Store in a dry place away from excessive heat and direct sunlight.
- DO NOT kink the power cord when storing or while in use.



# Troubleshooting

**The tower fan does not work properly?**

- Check that the power plug of the tower fan is plugged in a 120 AC outlet.
- Check to make sure that the outlet is not overloaded.
- Check the power and make sure the tower fan is turned on.
- Check that all parts are securely locked in place.

**The airflow has decreased**

- Check that the air intake and exhaust are not blocked.
- Check and make sure there are no objects obstructing the air flow intake.
- The output may be blocked by dust.  If so, follow the cleaning instructions on page 11.

**The remote controller does not operate the fan**

- Make sure the battery is correctly installed.  It requires 1 x CR2016 lithium battery 3V.
- Make sure the remote is pointed toward the fan.
- Make sure the battery is not expired.



User Manual_P.indd  12-13
3/30/22  1:11 PM

# Troubleshooting

**The fan is not secure and moves during operation**

- Make sure that the fan base is securely fastened and clipped together.
- Make sure the tower motor is securely locked onto the base.
- Make sure the fan body is locked onto the tower motor.

**The fan(s) are missing parts**

- Contact customer service at service@TheAspen.com or call +1 (877) 365-3464.



# FCC Statement

This device complies with part 15 of the FCC Rules. Operation is subject to the following two conditions:
(1) This device may not cause harmful interference, and (2) this device must accept any interference received, including interference that may cause undesired operation.
Warning: Any changes or modifications to this unit not expressly approved by the party responsible for compliance could void the user's authority to operate the equipment.
Note: This equipment has been tested and found to comply with the limits for a Class B digital device, pursuant to part 15 of the FCC Rules. These limits are designed to provide reasonable protection against harmful interference in a residential installation. This equipment generates, uses and can radiate radio frequency energy and, if not installed and used in accordance with the instructions, may cause harmful interference to radio communications. However, there is no guarantee that interference will not occur in a particular installation. If this equipment does cause harmful interference to radio or television reception, which can be determined by turning the equipment off and on, the user is encouraged to try to correct the interference by one or more of the following measures:
—Reorient or relocate the receiving antenna.
—Increase the separation between the equipment and receiver.
—Connect the equipment into an outlet on a circuit different from that to which the receiver is connected.
—Consult the dealer or an experienced radio/TV technician for help.

TOWER FAN
ITEM MODEL: ASTF-A40
REMOTE MODEL: TF4001-YK
ASPEN APPLIANCE, INC.
Anaheim Hills, CA 92808
(877) 365-3464



User Manual_P.indd 14-15 3/30/22 1:11 PM

**ONE YEAR LIMITED WARRANTY**

The Company hereby warrants to the original retail purchaser of this product that, should this product or any part thereof, under normal use and conditions, be proven defective in material or workmanship within one year and 90 days labor from the date of original purchase, such defect(s) will be repaired or replaced with a reconditioned product (at the Company's option) for parts and repair labor. This limited warranty is the purchaser's exclusive remedy for any such defect(s).

To obtain repairs or replacement within the terms of this warranty,
Please visit **www.theaspen.com** or
Contact us at **1-877-365-3464**
Open **Mon-Fri 8am-5pm Pacific Time**
Proof of warranty coverage (i.e. – dated bill of sale) is required

This Warranty does not apply to any product or part thereof which, in the opinion of Company, has suffered or been damaged through alteration, improper installation, mishandling, misuse, neglect, accident, or by removal or defacement of the factory serial number/bar code label(s). The opinion of the Company with respect to this matter shall be final.





THE EXTENT OF THE COMPANY'S LIABILITY UNDER THIS WARRANTY IS LIMITED TO THE REPAIR OR REPLACEMENT OF THE PRODUCT AS PROVIDED ABOVE, AND, IN NO EVENT, SHALL COMPANY'S LIABILITY EXCEED THE PURCHASE PRICE PAID BY THE PURCHASER FOR THE PRODUCT.

THIS WARRANTY IS IN LIEU OF ALL OTHER EXPRESS WARRANTIES OR LIABILITIES. ANY IMPLIED WARRANTIES, INCLUDING ANY IMPLIED WARRANTY OF MERCHANTABILITY, SHALL BE LIMITED TO THE DURATION OF THIS WRITTEN WARRANTY. ANY ACTION FOR BREACH OF ANY WARRANTY HEREUNDER, INCLUDING ANY IMPLIED WARRANTY OF MERCHANTABILITY, MUST BE BROUGHT WITHIN A PERIOD OF 12 MONTHS FROM THE DATE OF ORIGINAL PURCHASE. IN NO CASE SHALL THE COMPANY BE LIABLE FOR ANY CONSEQUENTIAL OR INCIDENTAL DAMAGES FOR BREACH OF THIS OR ANY OTHER WARRANTY EXPRESS OR IMPLIED WHATSOEVER.

No person or representative is authorized to assume for the Company's any liability other than expressed herein in connection with the sale of this product. Some jurisdictions do not allow limitations on how long an implied warranty lasts or the exclusion or limitation of incidental or consequential damages, so the above limitations or exclusions may not apply to you. This warranty gives you specific legal rights and you may also have other rights, which vary from jurisdiction to jurisdiction.



User Manual_P.indd 14-15 3/30/22 1:11 PM

# Warranty

**Congratulations on your new Aspen Washable Tower Fan!**

Scan to Register Your Warranty



User Manual_P.indd 14-15 3/30/22 1:11 PM

ASPEN®

Please Recycle

V ATF 22.1

User Manual_P.indd 16 3/30/22 1:11 PM