东莞市一佳电子通讯科技有限公司
DONGGUAN YIJIA ELECTRONICS COMMUNICATION TECHNOLOGY CO., LTD

规 格 承 认 书

SPECIFICATION FOR APPROVAL

日 期 Date	2025/04/29
编 号 File No	25042901
版 本 Revision	1.0

客 户 CUSTOMER: 拓竹Tuozhu

客户料号 CUSTOMER NO: M2E

品 名 PART NAME: WiFi Antenna

供方料号 SUPPLIER NO: YJT01.226.012.301A

送样日期Date: 送样数量Q'TY:

客户确认CUSTOMER APPROVED BY		
APPROVAL	CHIEF	SUPERVISOR

供方确认 SUPPLIER SIGNATURE		
APPROVAL	CHECK	DESIGN
ChenGuoqiang	XieLi	ChenXingyi

YJ-RD-F04-A

东莞市长安镇沙头社区木鱼路59号 Tel:0769-82586086 Fax:0769-82586086

承认书项目表

NO.	内 容（Contents）	页 数（Number of Page）	页 码（Page Code）
1	承认书封面（Spec Cover）	1	1
2	承认书项目表（Spec Item ）	1	2
3	工程成品图 （Drawing）	1	3
4	天线规格（Antenna Specification）	1	4
5	S参数测试 （S Parameter ）	1	5
6	无源测试 （Passive Test ）	3	6 ~ 8
7	方向图（Radiation Pattern ）	3	9 ~ 11
8	天线装配图（Antenna Profile）	2	12 ~ 13
9	材质证明（ Material Certificate ）	40	14 ~ 53
10	RoHS报告（ RoHS Test Report ）	**	**
11	N/A	N/A	N/A
12	-	-	-
13	-	-	-

RoHS Compatible

CUSTOMER	
PART NO	

REV.	DESCRIPTION	DATE
A	首次发行	2025-03-29
B		

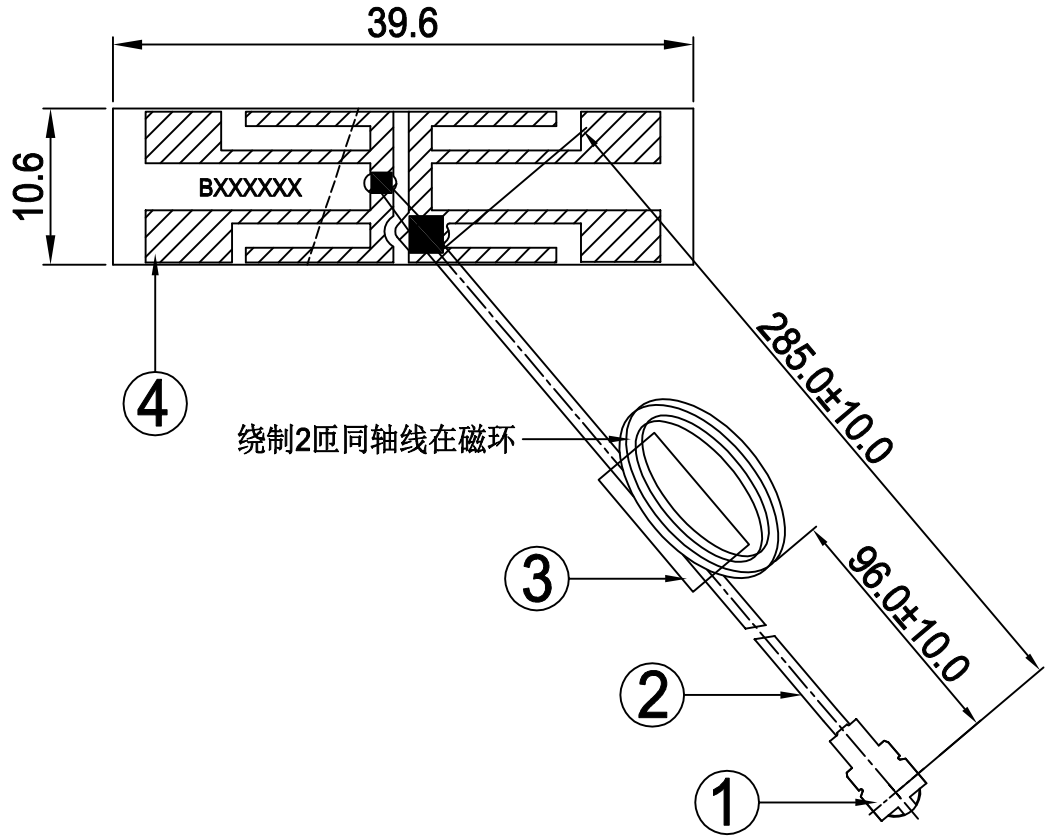

B XXXXXXXX
1 2

印字说明：
1. 字母B固定不变。
2. XXXXXXXX 表示下订生产年月日随日期变更。

备注说明变更日期以订单日期为准。
列举说明：订单日期为2024年12月09日，则印字内容为 B20241209

NO	PART NAME	DESCRIPTION	Material	Q.TY
4	FPCB	39.6*10.6MM	FPCB	1
3	磁环	BBL客供		1
2	Coaxial Cable	O.D.1.13 Black	O.D.1.13	1
1	Mini Connector	Au Plated 1代	Cu	1

东莞市一佳电子通讯科技有限公司
DONGGUAN YIJIA ELECTRONICS COMMUNICATION TECHOLOGY CO., LTD

PART NAME: WiFi Antenna			
PART NO.: YJT01.226.012.301A			DATE: 2025-03-29
APPROVED BY	CHECKED BY	DESIGNED BY	
王业昕	江文倍	廖光喜	UNITS: mm SCALE: 1/1 REVISION: A

Tolerance
X.X ±0.50
X.XX±0.15
X° ±3°

天线规格
Antenna Specification

Electrical Properties	
Frequency	2.4-2.5GHz 5.15-5.85GHz
Impedance	50 Ohm Nominal
V.S.W.R	2.0 Max
Gain	2.0 dBi@2.4-2.5GHz 1.6 dBi@5.15-5.85GHz
Radiation	Omni-directional
Polarization	Linear
Physical Properties	
Connector	1代IPEX
Cable Type	O.D.1.13mm
Cable Length	285mm
Cable Color	Black
Operating Temp.	-40 ~ +85 ˚C
Storage Temp / Humidity	25±5˚C / <70%

Antenna Performance Test

Agilent E5071C S22 Parameter Test // WIFI Antenna

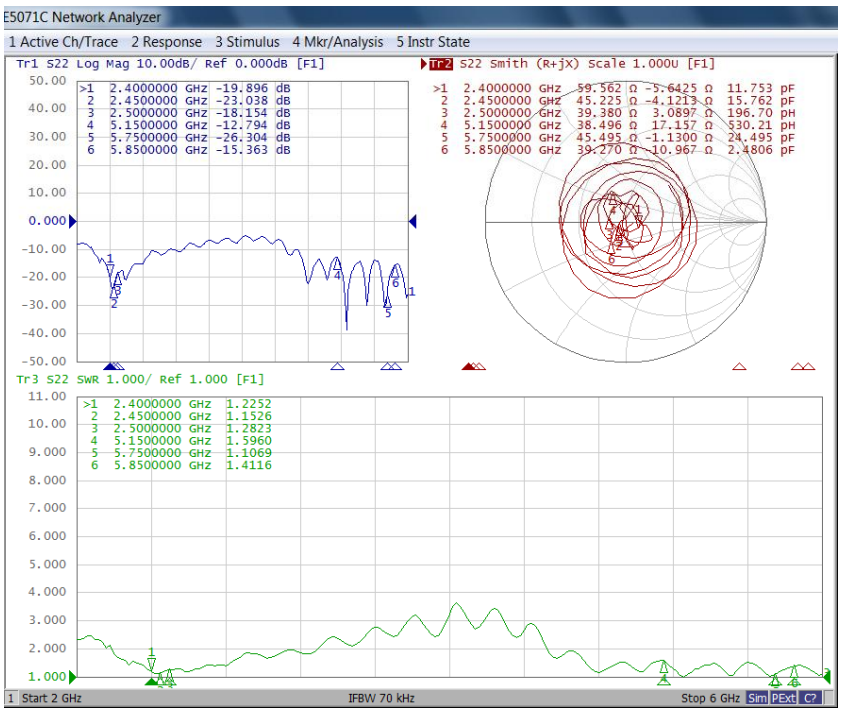

Antenna Passive Test





Passive Test For WIFI Antenna			
Freq (MHz)	Effi (%)	Effi (dB)	Gain (dBi)
2400	50.4	-3.0	1.8
2410	51.4	-2.9	1.7
2420	52.8	-2.8	1.6
2430	55.2	-2.6	1.7
2440	55.5	-2.6	1.6
2450	57.0	-2.4	1.9
2460	55.5	-2.6	1.6
2470	56.6	-2.5	2.0
2480	54.5	-2.6	1.6
2490	56.0	-2.5	1.7
2500	53.2	-2.7	1.4

Passive Test For WIFI Antenna			
Freq (MHz)	Effi (%)	Effi (dB)	Gain (dBi)
5150	40.0	-4.0	1.0
5200	41.9	-3.8	1.0
5250	40.5	-3.9	1.0
5300	38.4	-4.2	0.7
5350	38.5	-4.2	1.0
5400	41.3	-3.8	1.6
5450	40.6	-3.9	1.4
5500	35.8	-4.5	0.8
5550	41.1	-3.9	1.2
5600	41.7	-3.8	0.9
5650	37.2	-4.3	0.4
5700	37.1	-4.3	0.6
5750	43.2	-3.7	0.9
5800	40.0	-4.0	1.1
5850	37.8	-4.2	0.8

Radiation Pattern For WIFI Antenna(2450MHz)

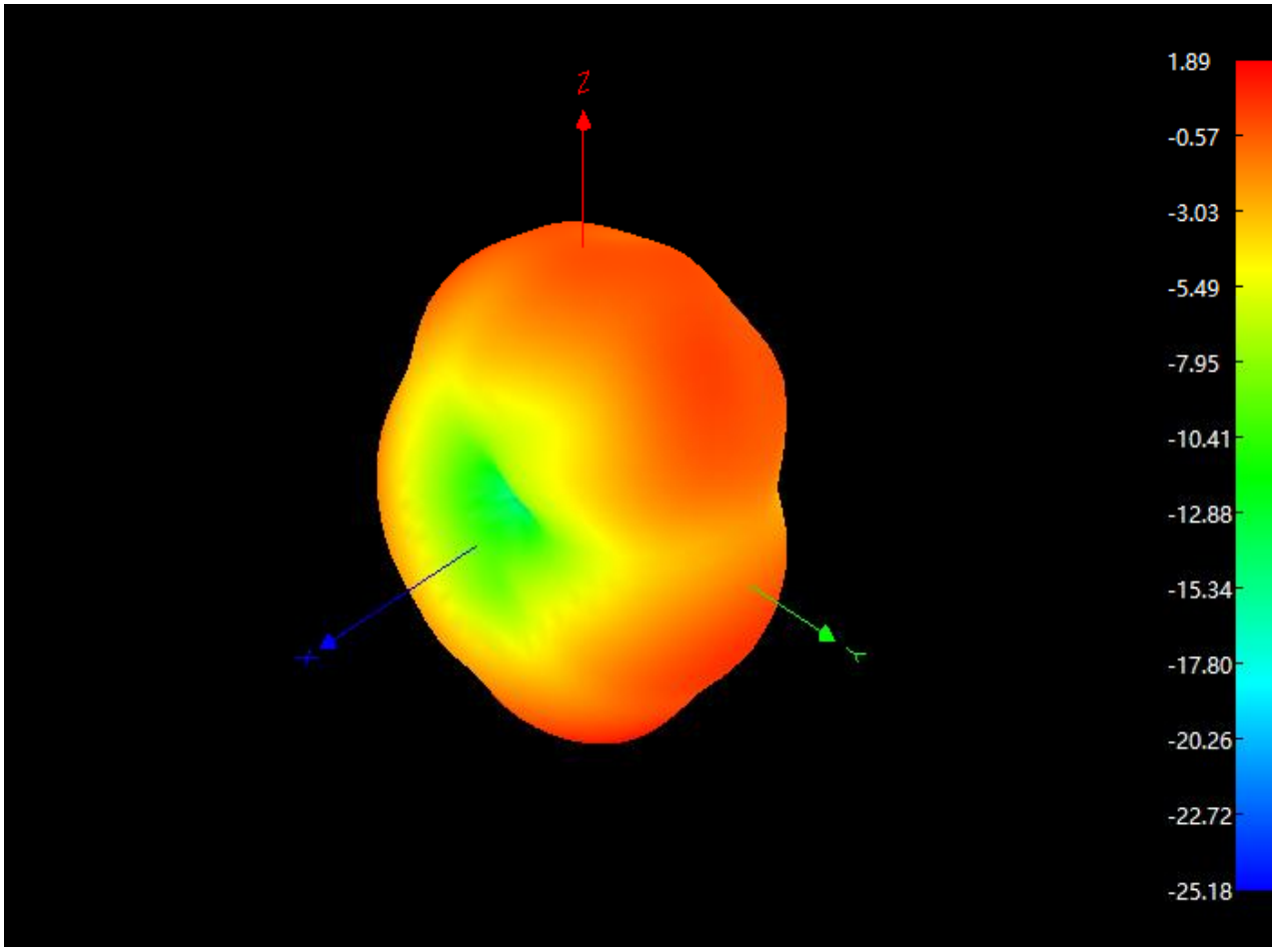

Radiation Pattern For WIFI Antenna(5750MHz)

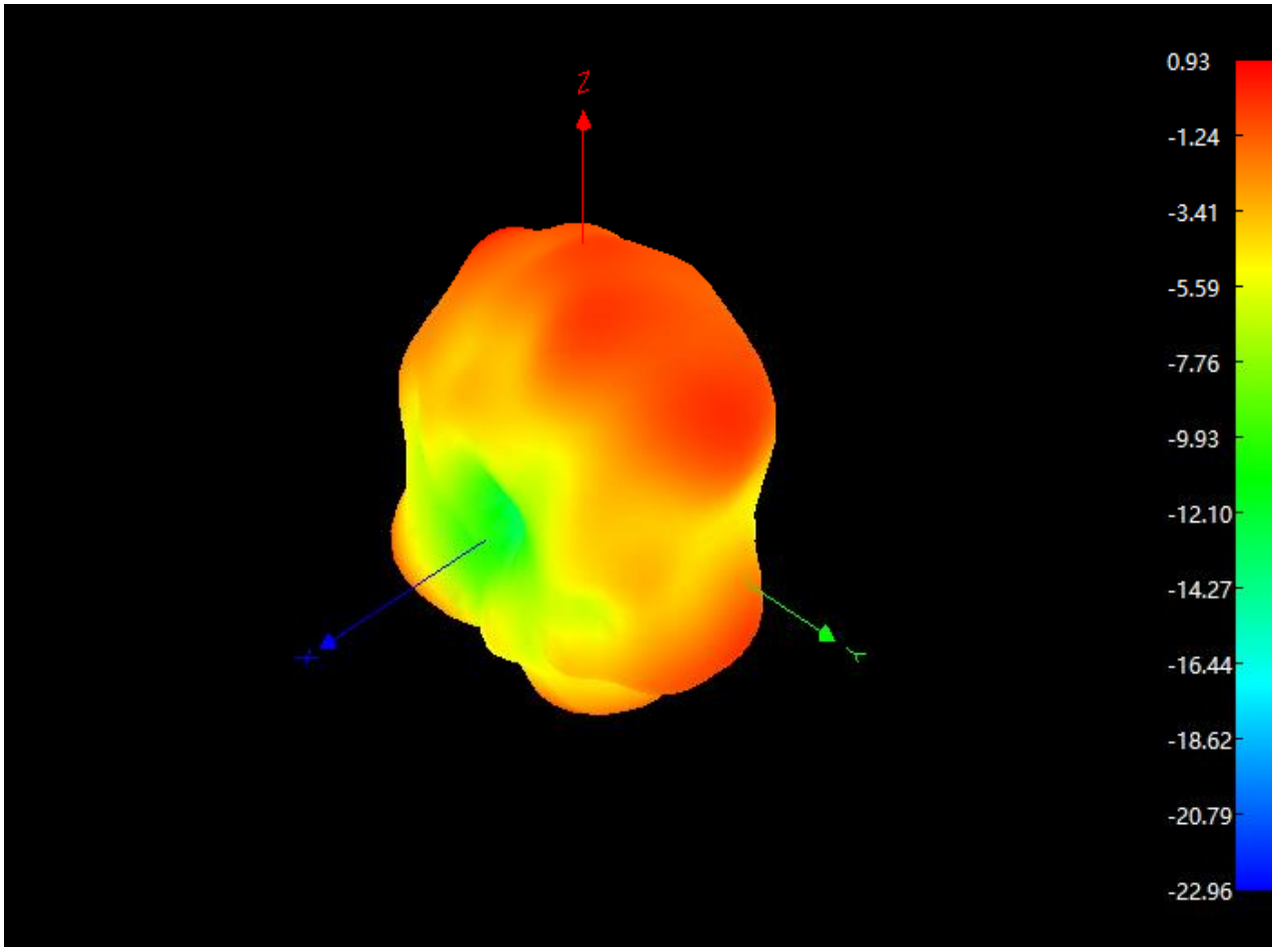

Radiation Pattern For WIFI Antenna

Phi 0°

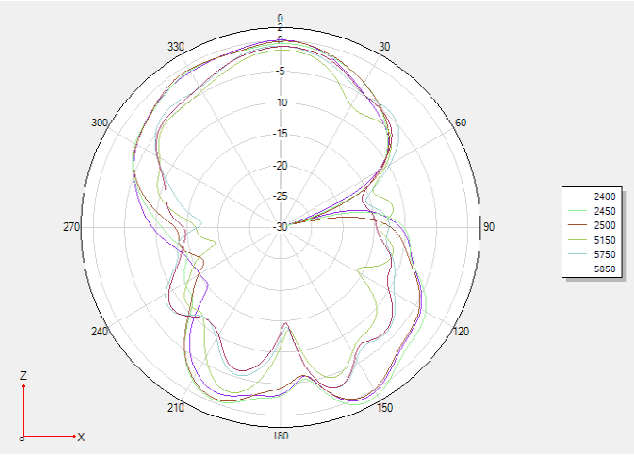

Phi 90°

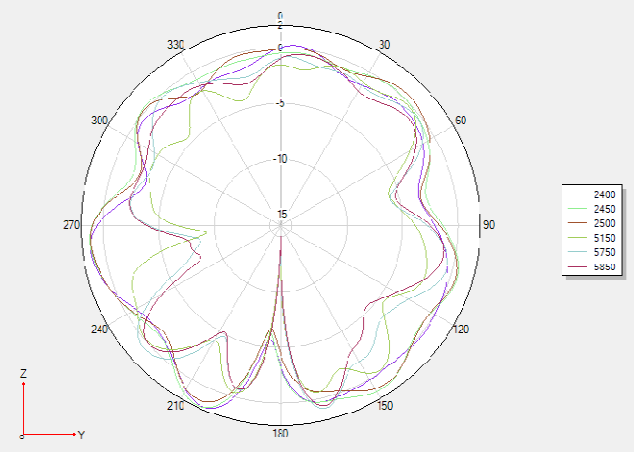

Theta 90°

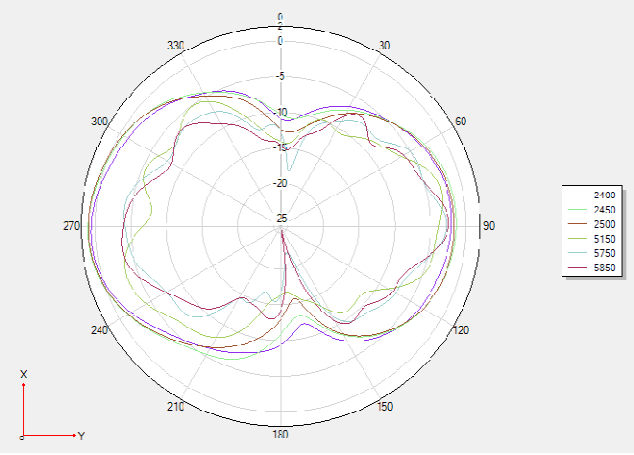

WIFI Antenna	

WIFI Antenna