SEAJIC®

魅宝便携式磁吸支架

OTH-AB403磁吸支架

扫码观看操作视频讲解

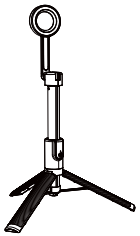

网址：www.dgosmtech.com
执行标准：Q/OSL 001-2019
中国制造

产品介绍

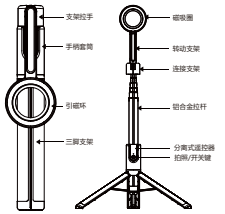

打开三脚支架

第一步：
按压产品底部的三角形按钮松开三脚支架。

第二步：
转动支架调到呈竖直状。

第三步：
一只手握住手柄套筒，另一只手抓住手机支架拉手将拉杆拉至合适长度。拉出拉杆时，三脚支架会随之展开。

收起支架

一只手握住手柄套筒，另一只手将拉杆逐节推回。

- 请勿用手掰行打开底部的三脚架，以免造成产品损伤。
- 请将手柄套筒推向拉杆最低处从而完全展开三脚支架以达到最稳定结构。

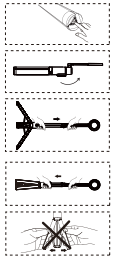

遥控分离

本品所使用的蓝牙遥控器采用可分离式设计，取出遥控器时先拉出部分拉杆，然后再向上推出蓝牙遥控器将遥控器取出。
当长期使用本品温度电量不足时请取下遥控器充电。

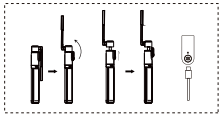

蓝牙连接

长按拍照/开关键3秒至绿灯闪烁开启蓝牙配对模式；打开手机蓝牙设置,搜索并连接“SEAJIC”连接成功后绿灯熄灭,短按拍照/开关键可在拍照模式中遥控拍照。

规格参数

三角架参数：
产品尺寸：60x49x243mm
展开尺寸：1365mm
产品重量：275g
蓝牙距离：10m
电池容量：50mAh
产品材质：ABS(防火级) PC(防火级) 铝合金

RoHS CE FC

SEAJIC®

Portable MagSafe Stand

OTH-AB403magsafe stand

Scan code to watch operation video explanation

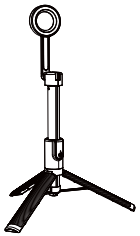

Web:www.dgosmtech.com
Standard:Q/OSL 001-2019
Made in China

Product Introduction

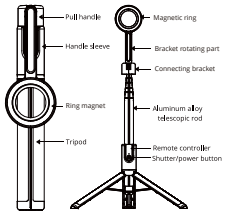

Release Tripod

Step 1:
Press the triangle button on the bottom of the tripod to release tripod legs.

Step 2:
Unfold the phone holder to be upright.

Step 3:
Hold the handle sleeve with one hand and the pull handle of the phone holder with the other hand to pull out the telescopic rod. Adjust to desired height. Tripod legs will open automatically as the telescopic rod being pulled out.

Fold Tripod

Hold the handle sleeve with one hand and push the telescopic rod back in.

Attention
- Do not pull legs to open tripod.
- Push the handle sleeve all the way down so that the tripod legs are fully opened and stable.

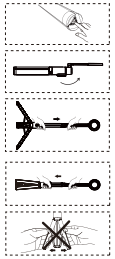

Detach/Attach Remote Controller & Charging

The remote controller of this product is detachable. Pull the center rod to leave space for sliding out the Bluetooth Remote Controller. Slide the Bluetooth Remote back in the slot to attach the remote with the tripod.
When the battery is low, detach the remote controller and charge with the Micro USB included in the package.

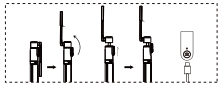

Connect Bluetooth

Long press the shutter/power button on the remote controller for 3 seconds until the green light flashes. On your device, go to Settings > Bluetooth and turn on Bluetooth. Find "SEAJIC" to connect. When pairing is completed, the green light will go off.

Short press the shutter/power button to take pictures when the connected smartphone is in camera mode.
Long press for 3 seconds again to turn off the Bluetooth.

Specifications

Tripod Parameters:
Boundary dimension: 60x49x243mm
Developed dimension: 1365mm
Weight: 275g
Material: ABS (fireproofing) PC (fireproofing) Aluminum alloy
Bluetooth transmission distance: 10m
Battery capacity: 50mAh

RoHS CE FC

FCC Caution

This device complies with part 15 of the FCC Rules. Operation is subject to the following two conditions: (1) This device may not cause harmful interference, and (2) this device must accept any interference received, including interference that may cause undesired operation.

Any Changes or modifications not expressly approved by the party responsible for compliance could void the user's authority to operate the equipment.

Note: This equipment has been tested and found to comply with the limits for a Class B digital device, pursuant to part 15 of the FCC Rules. These limits are designed to provide reasonable protection against harmful interference in a residential installation. This equipment generates uses and can radiate radio frequency energy and, if not installed and used in accordance with the instructions, may cause harmful interference to radio communications. However, there is no guarantee that interference will not occur in a particular installation. If this equipment does cause harmful interference to radio or television reception, which can be determined by turning the equipment off and on, the user is encouraged to try to correct the interference by one or more of the following measures:
-Reorient or relocate the receiving antenna.
-Increase the separation between the equipment and receiver.
-Connect the equipment into an outlet on a circuit different from that to which the receiver is connected.
-Consult the dealer or an experienced radio/TV technician for help.

The device has been evaluated to meet general RF exposure requirement. The device can be used in portable exposure condition without restriction.

AB403磁吸支架
成品尺寸：165x90mm
80g书写纸 单黑印