Appendix Test Data

Report No.:	18220WC20086304	Test Sample No.:	1-2-2
Start Test Date:	2022.4.21	Finish Test Date:	2022.4.29
Test Engineer:	Tony.He	Auditor:	Edward.Pan
Temperature:	24.3℃	Relative Humidity:	57.2 %
Pressure:	1012 hPa		

Appendix A1: Emission Bandwidth

Test Result

Test Mode	Antenna	Channel	26db EBW [MHz]	FL[MHz]	FH[MHz]	Limit[MHz]	Verdict
11A	Ant1	5180	19.960	5170.000	5189.960	---	PASS
		5200	19.960	5190.040	5210.000	---	PASS
		5240	20.120	5229.960	5250.080	---	PASS
		5745	20.200	5735.040	5755.240	---	PASS
		5785	20.240	5774.880	5795.120	---	PASS
		5825	20.040	5815.040	5835.080	---	PASS
11N20SISO	Ant1	5180	20.360	5169.800	5190.160	---	PASS
		5200	19.960	5190.080	5210.040	---	PASS
		5240	20.200	5229.880	5250.080	---	PASS
		5745	20.240	5734.960	5755.200	---	PASS
		5785	20.160	5774.880	5795.040	---	PASS
		5825	20.280	5814.840	5835.120	---	PASS
11N40SISO	Ant1	5190	39.920	5170.240	5210.160	---	PASS
		5230	39.520	5210.160	5249.680	---	PASS
		5755	40.160	5735.000	5775.160	---	PASS
		5795	39.280	5775.240	5814.520	---	PASS
11AC20SISO	Ant1	5180	20.040	5170.000	5190.040	---	PASS
		5200	20.240	5189.840	5210.080	---	PASS
		5240	20.120	5230.080	5250.200	---	PASS
		5745	20.200	5734.880	5755.080	---	PASS
		5785	19.880	5774.960	5794.840	---	PASS
		5825	20.040	5815.040	5835.080	---	PASS
11AC40SISO	Ant1	5190	40.080	5170.000	5210.080	---	PASS
		5230	40.240	5209.840	5250.080	---	PASS
		5755	40.000	5734.920	5774.920	---	PASS
		5795	40.080	5774.760	5814.840	---	PASS
11AC80SISO	Ant1	5210	79.360	5170.320	5249.680	---	PASS
		5775	79.520	5735.160	5814.680	---	PASS

Test Graphs

11A_Ant1_5180

11A_Ant1_5200

11A_Ant1_5240

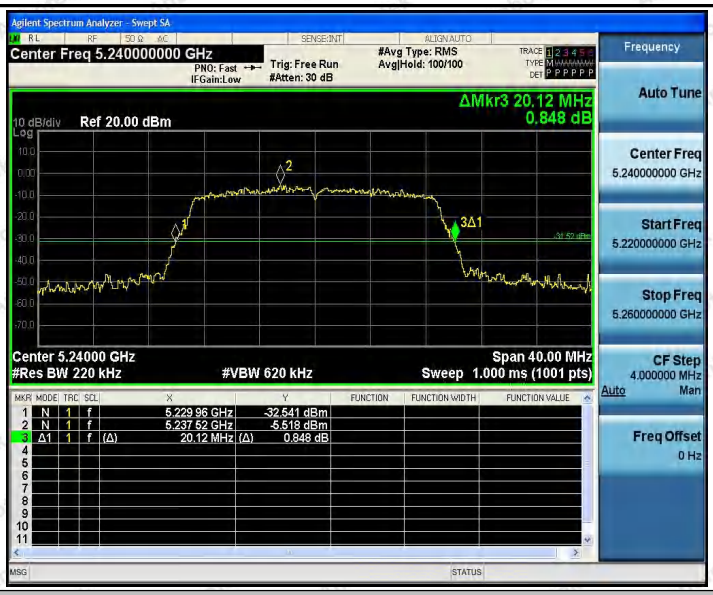

11A_Ant1_5745

11A_Ant1_5785

11A_Ant1_5825

11N20SISO_Ant1_5180

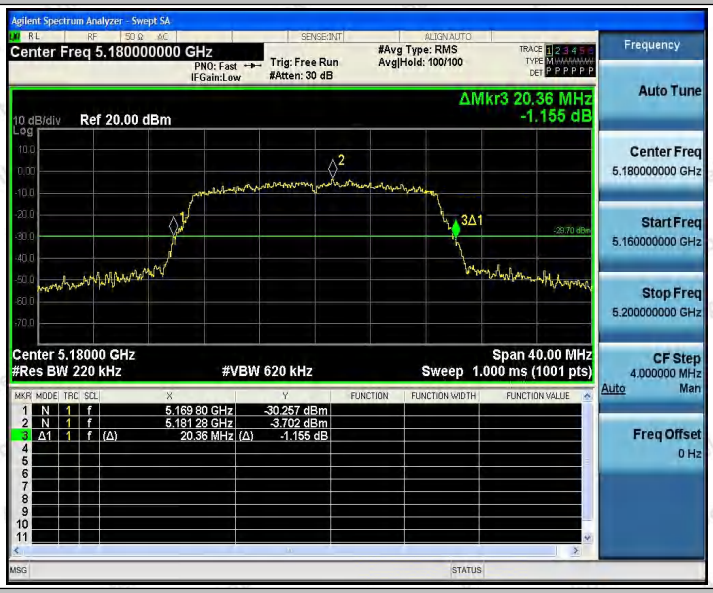

11N20SISO_Ant1_5200

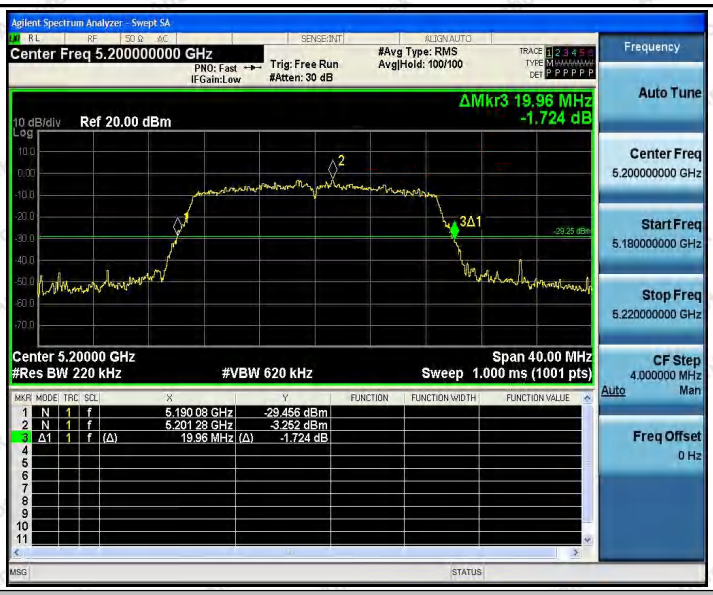

11N20SISO_Ant1_5240

11N20SISO_Ant1_5745

11N20SISO_Ant1_5785

11N20SISO_Ant1_5825

11N40SISO_Ant1_5190

11N40SISO_Ant1_5230

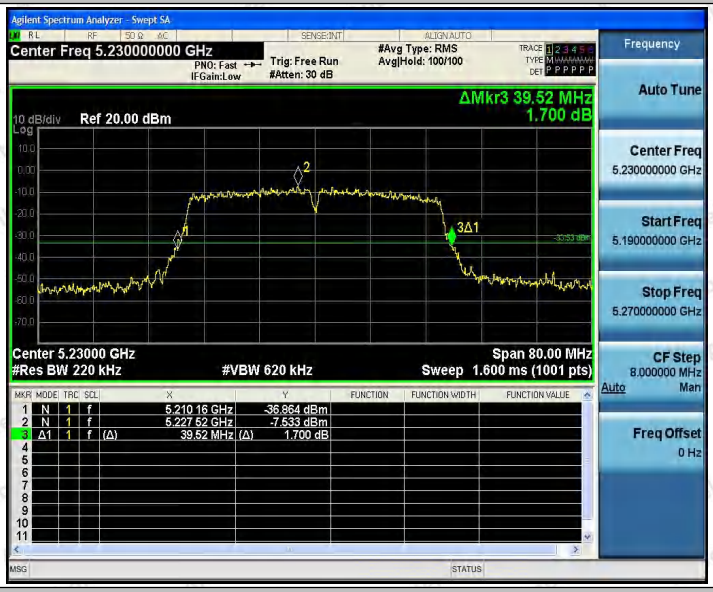

11N40SISO_Ant1_5755

11N40SISO_Ant1_5795

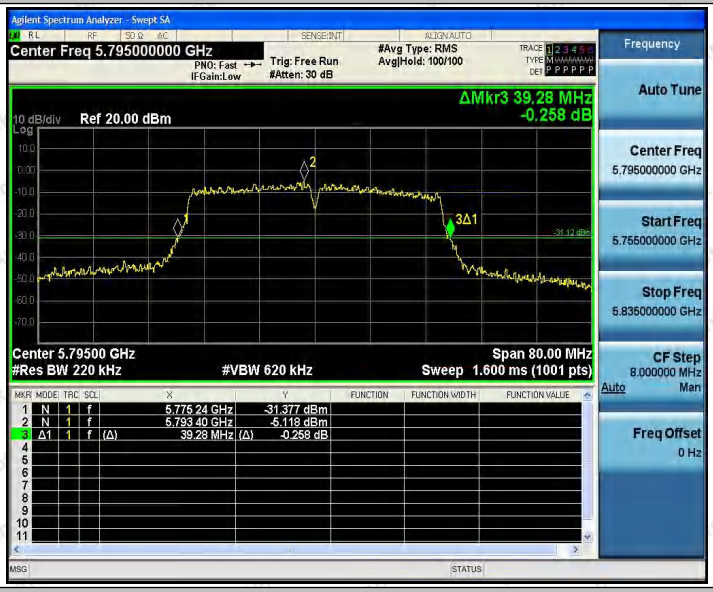

11AC20SISO_Ant1_5180

11AC20SISO_Ant1_5200

11AC20SISO_Ant1_5240

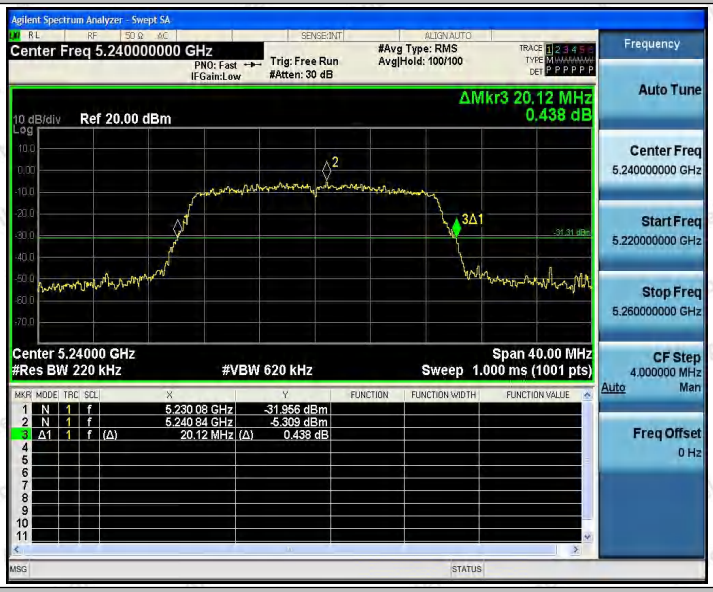

11AC20SISO_Ant1_5745

11AC20SISO_Ant1_5785

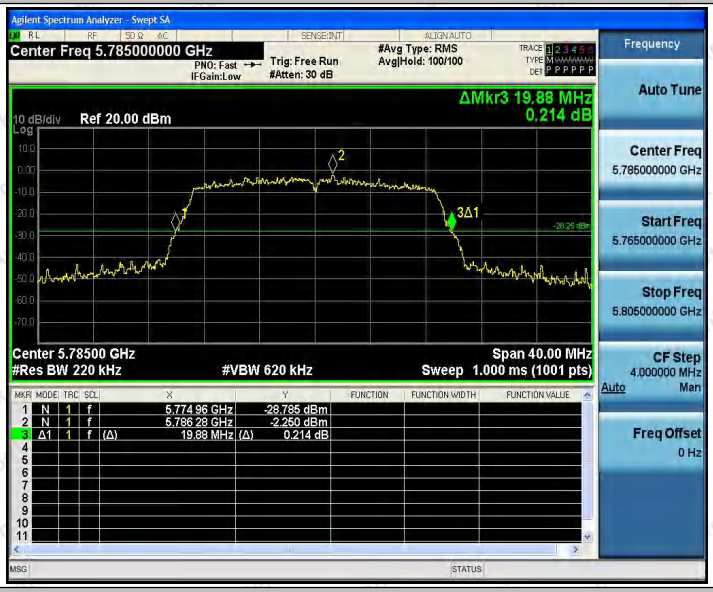

11AC20SISO_Ant1_5825

11AC40SISO_Ant1_5190

11AC40SISO_Ant1_5230

11AC40SISO_Ant1_5755

11AC40SISO_Ant1_5795

11AC80SISO_Ant1_5210

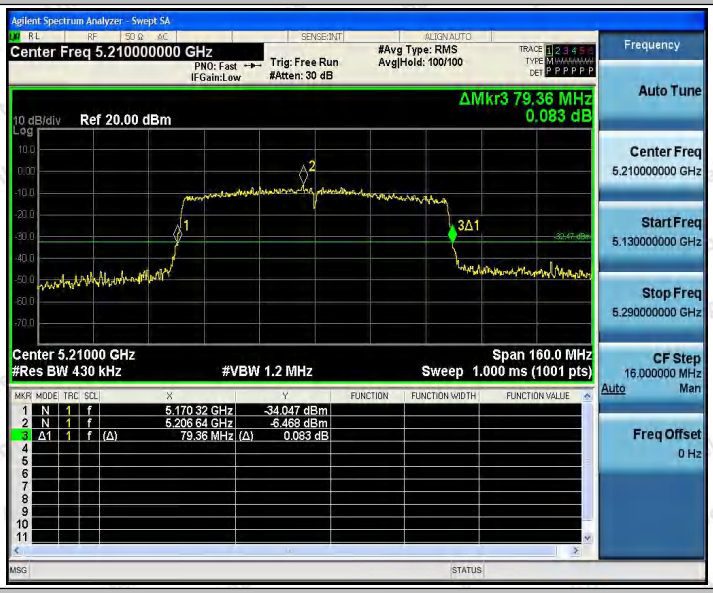

11AC80SISO_Ant1_5775

Agilent Spectrum Analyzer - Swept SA
Center Freq 5.775000000 GHz
PNO: Fast
IFGain:Low
Trig: Free Run
#Atten: 30 dB
#Avg Type: RMS
Avg|Hold: 100/100
ΔMkr3 79.52 MHz
1.043 dB
10 dB/div
Ref 20.00 dBm
Center 5.77500 GHz
#Res BW 430 kHz
#VBW 1.2 MHz
Span 160.0 MHz
Sweep 1.000 ms (1001 pts)
1 N 1 f 5.735 16 GHz -32.520 dBm
2 N 1 f 5.770 68 GHz -6.307 dBm
3 Δ1 1 f (Δ) 79.52 MHz (Δ) 1.043 dB
Frequency
Auto Tune
Center Freq
5.775000000 GHz
Start Freq
5.695000000 GHz
Stop Freq
5.855000000 GHz
CF Step
16.000000 MHz
Auto Man
Freq Offset
0 Hz

Appendix A2: Occupied channel bandwidth

Test Result

Test Mode	Antenna	Channel	OCB [MHz]	FL[MHz]	FH[MHz]	Limit[MHz]	Verdict
11A	Ant1	5180	17.769	5171.172	5188.941	---	PASS
		5200	17.741	5191.103	5208.844	---	PASS
		5240	17.732	5231.132	5248.864	---	PASS
		5745	17.770	5736.170	5753.940	---	PASS
		5785	17.801	5776.049	5793.850	---	PASS
		5825	17.722	5816.135	5833.857	---	PASS
11N20SISO	Ant1	5180	17.793	5171.157	5188.950	---	PASS
		5200	17.761	5191.089	5208.850	---	PASS
		5240	17.774	5231.112	5248.886	---	PASS
		5745	17.754	5736.168	5753.922	---	PASS
		5785	17.827	5776.035	5793.862	---	PASS
		5825	17.762	5816.128	5833.890	---	PASS
11N40SISO	Ant1	5190	35.852	5172.101	5207.953	---	PASS
		5230	36.002	5212.009	5248.011	---	PASS
		5755	35.834	5737.136	5772.970	---	PASS
		5795	35.975	5776.922	5812.897	---	PASS
11AC20SISO	Ant1	5180	17.728	5171.164	5188.892	---	PASS
		5200	17.791	5191.118	5208.909	---	PASS
		5240	17.782	5231.113	5248.895	---	PASS
		5745	17.781	5736.146	5753.927	---	PASS
		5785	17.786	5776.072	5793.858	---	PASS
		5825	17.769	5816.171	5833.940	---	PASS
11AC40SISO	Ant1	5190	35.970	5172.021	5207.991	---	PASS
		5230	36.190	5211.834	5248.024	---	PASS
		5755	35.978	5737.113	5773.091	---	PASS
		5795	36.102	5776.829	5812.931	---	PASS
11AC80SISO	Ant1	5210	75.088	5172.403	5247.491	---	PASS
		5775	74.861	5737.458	5812.319	---	PASS

Test Graphs

11A_Ant1_5180

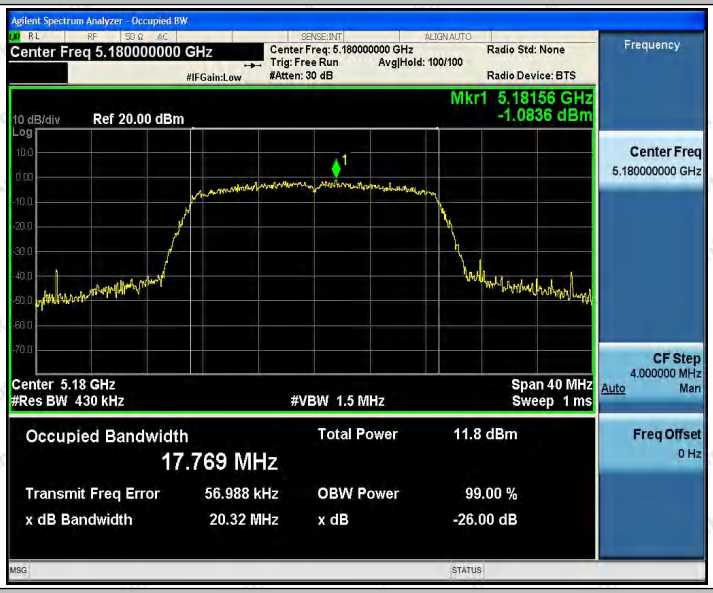

11A_Ant1_5200

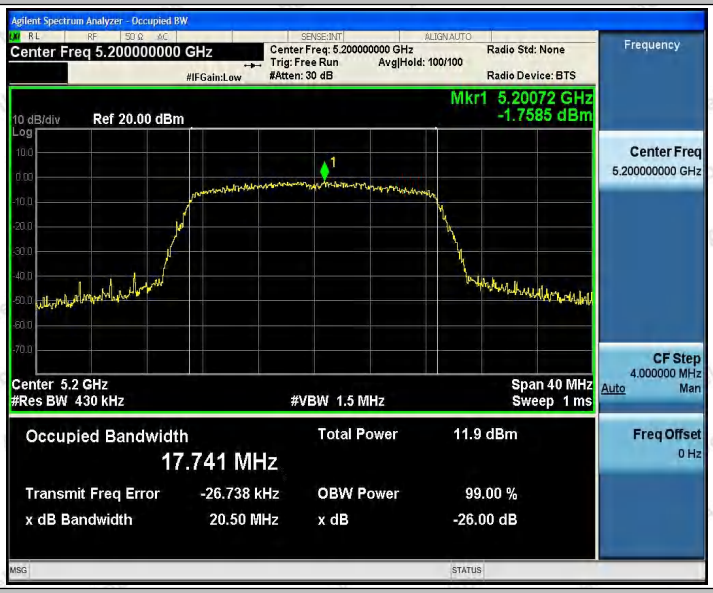

11A_Ant1_5240

11A_Ant1_5745

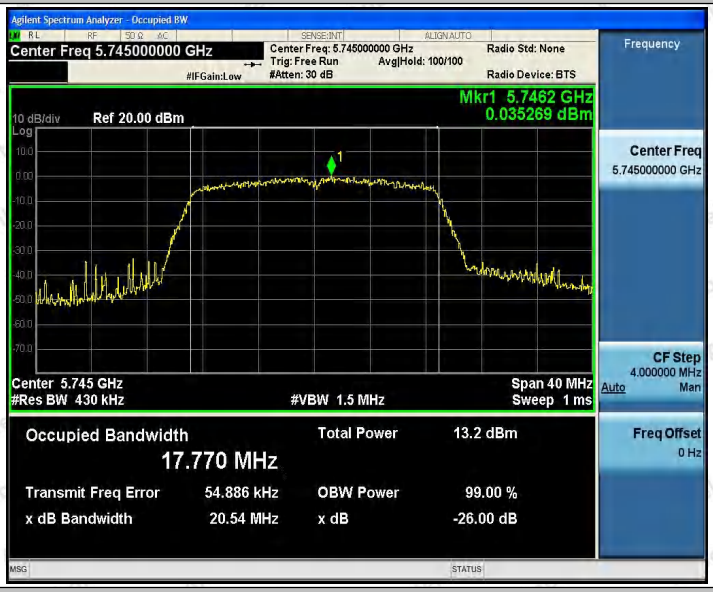

11A_Ant1_5785

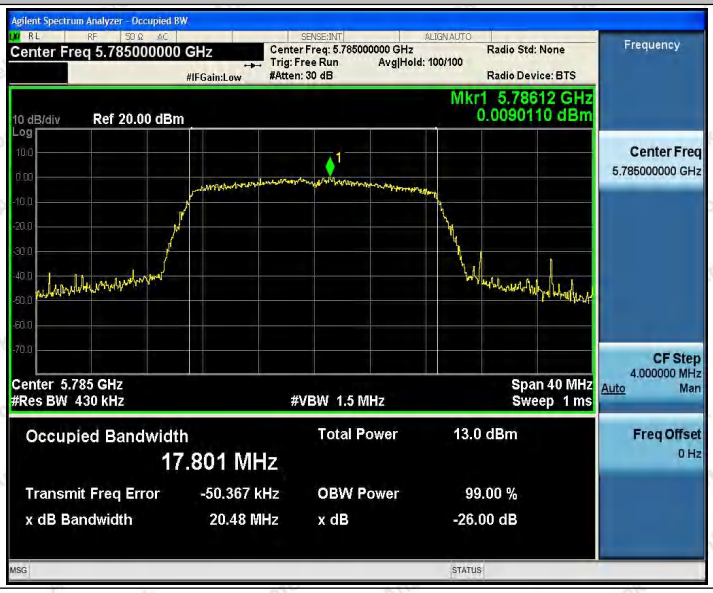

11A_Ant1_5825

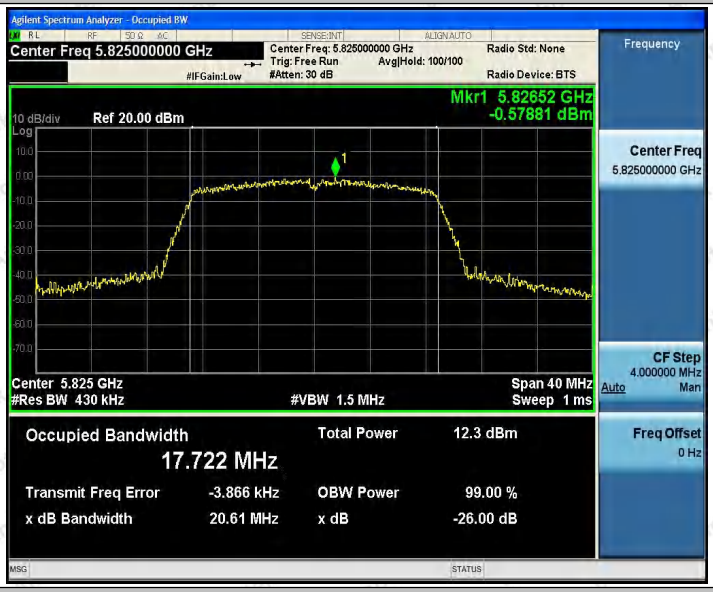

11N20SISO_Ant1_5180

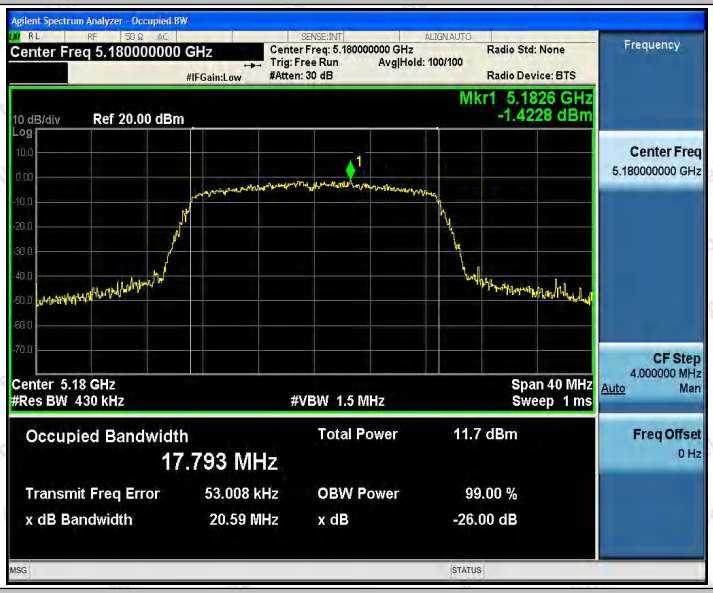

11N20SISO_Ant1_5200

11N20SISO_Ant1_5240

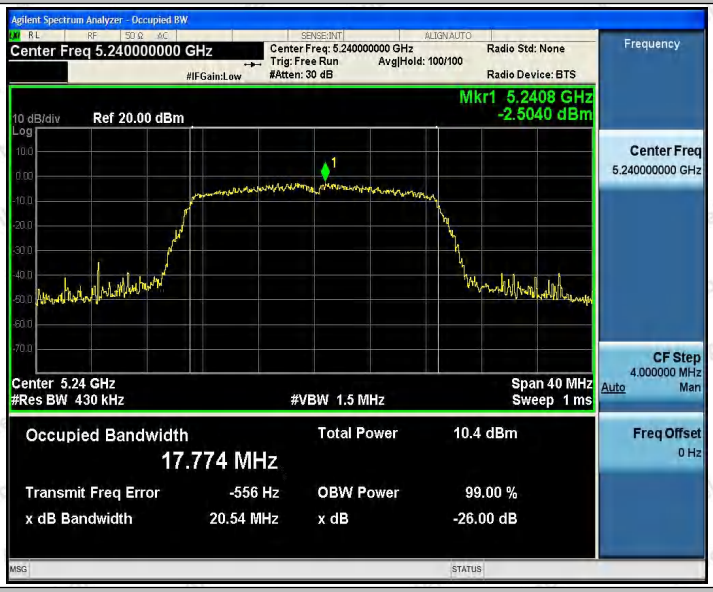

11N20SISO_Ant1_5745

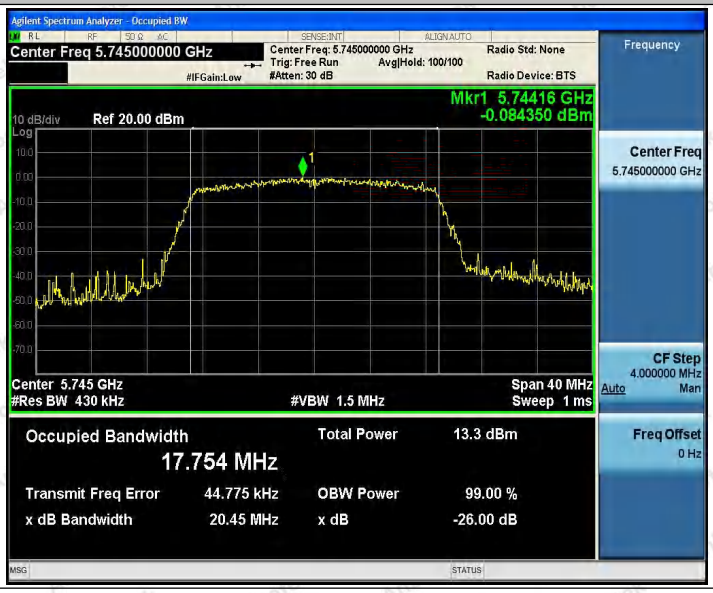

11N20SISO_Ant1_5785

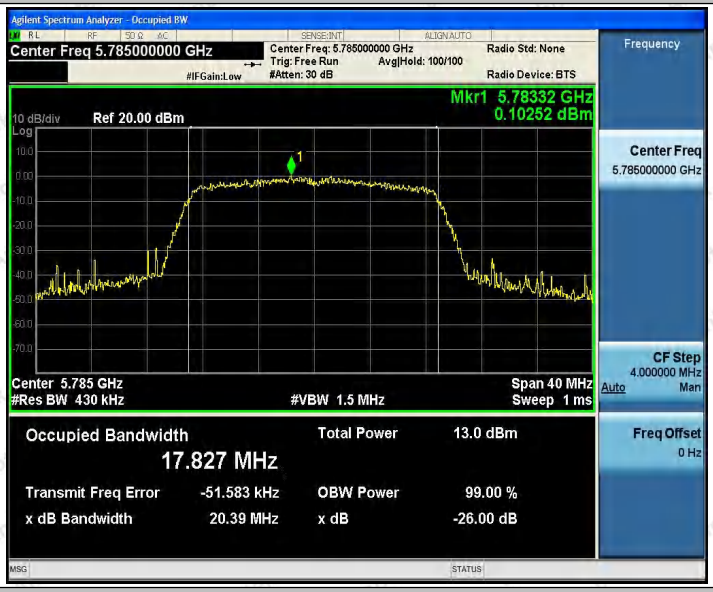

11N20SISO_Ant1_5825

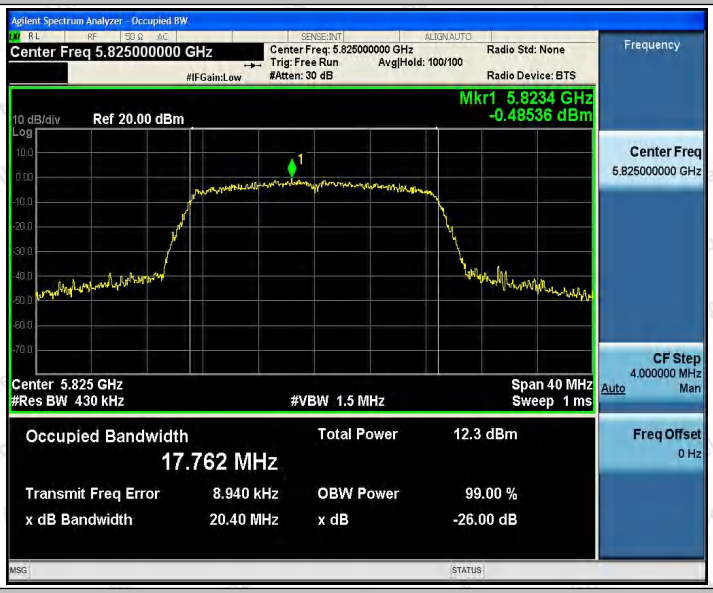

11N40SISO_Ant1_5190

11N40SISO_Ant1_5230

11N40SISO_Ant1_5755

11N40SISO_Ant1_5795

11AC20SISO_Ant1_5180

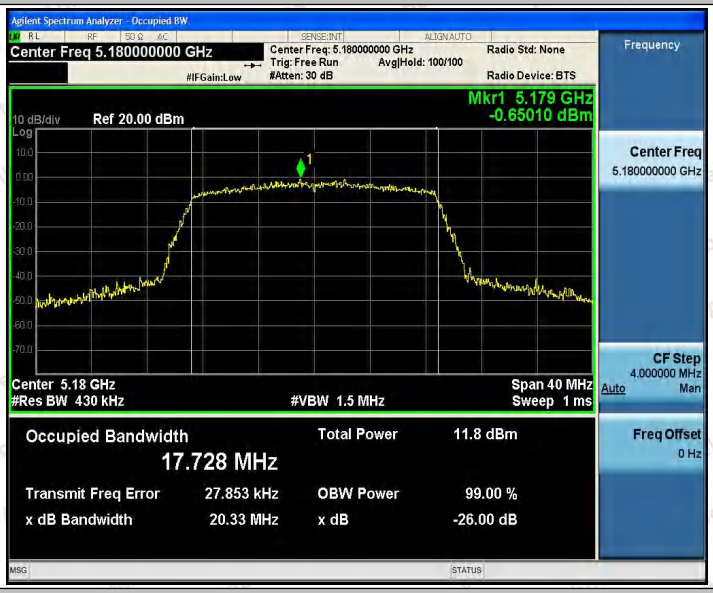

11AC20SISO_Ant1_5200

11AC20SISO_Ant1_5240

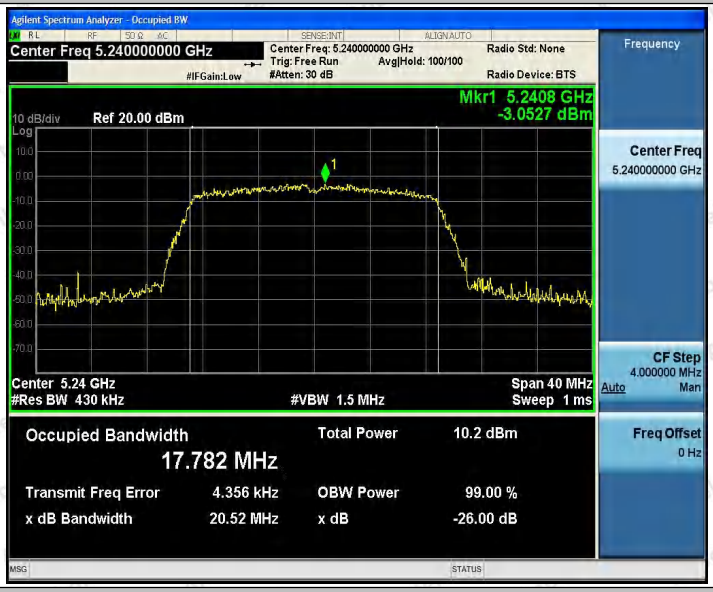

11AC20SISO_Ant1_5745

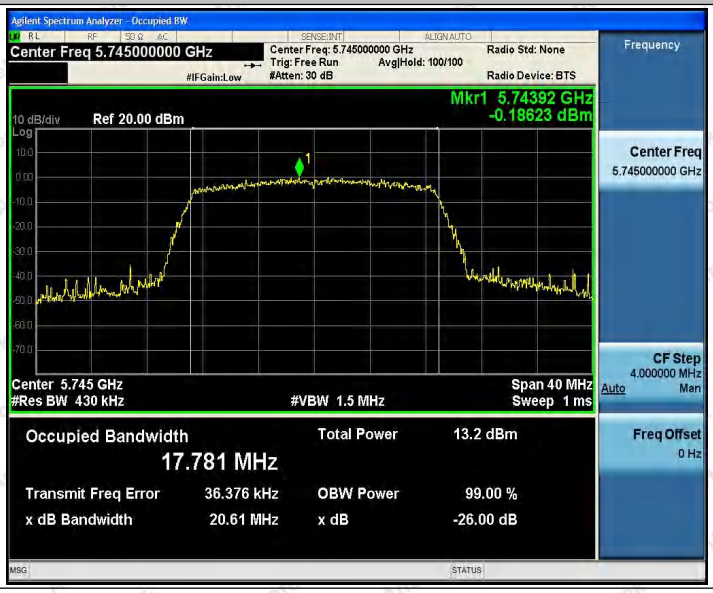

11AC20SISO_Ant1_5785

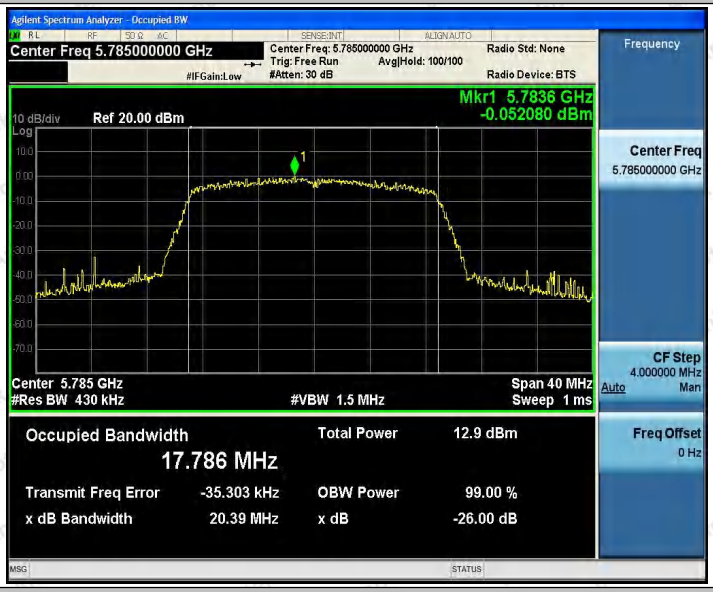

11AC20SISO_Ant1_5825

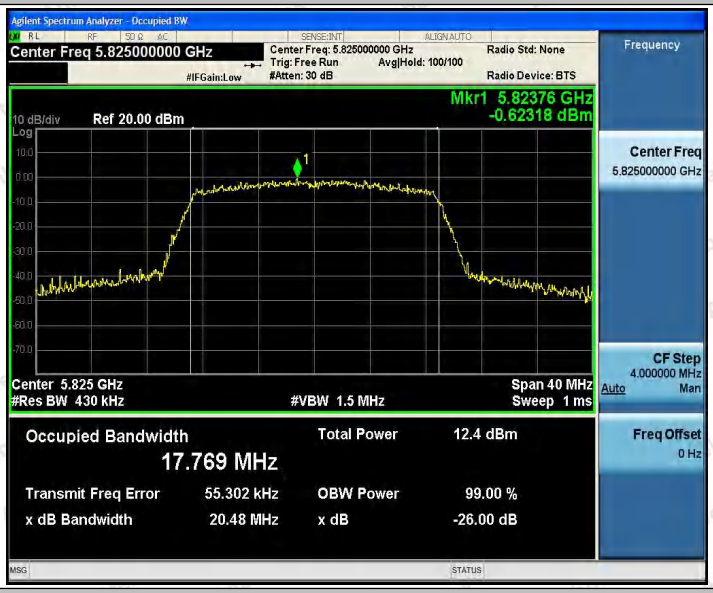

11AC40SISO_Ant1_5190

11AC40SISO_Ant1_5230

11AC40SISO_Ant1_5755

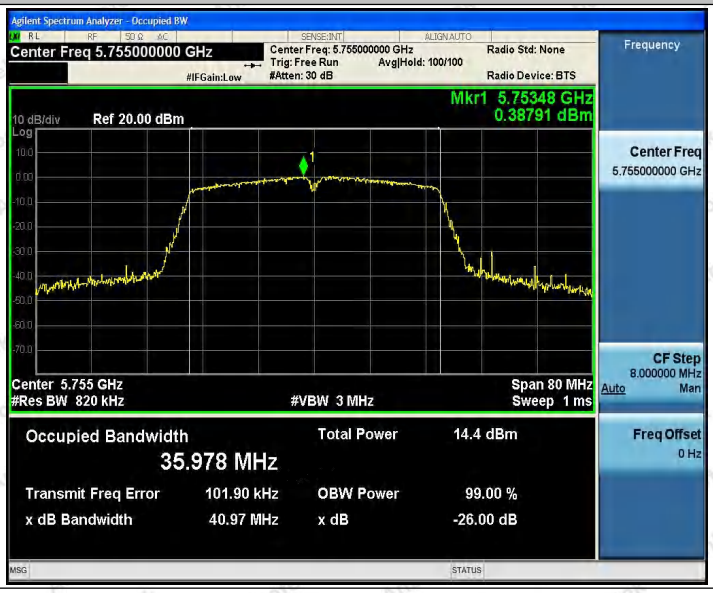

11AC40SISO_Ant1_5795

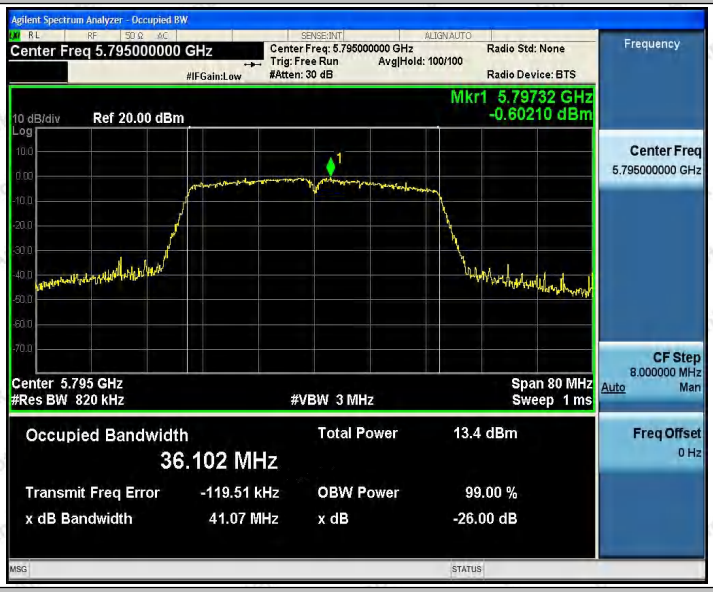

11AC80SISO_Ant1_5210

11AC80SISO_Ant1_5775

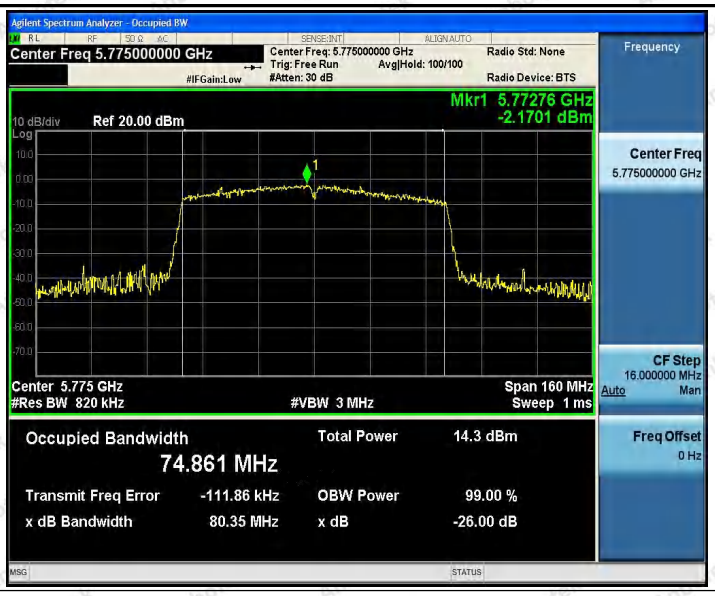
Agilent Spectrum Analyzer - Occupied BW
Center Freq 5.775000000 GHz
Center Freq: 5.775000000 GHz
Trig: Free Run
Avg|Hold: 100/100
#Atten: 30 dB
#IFGain:Low
Radio Std: None
Radio Device: BTS
Frequency
Mkr1 5.77276 GHz
-2.1701 dBm
10 dB/div
Ref 20.00 dBm
Log
Center Freq
5.775000000 GHz
CF Step
16.000000 MHz
Auto
Man
Center 5.775 GHz
#Res BW 820 kHz
#VBW 3 MHz
Span 160 MHz
Sweep 1 ms
Occupied Bandwidth
74.861 MHz
Total Power
14.3 dBm
Transmit Freq Error
-111.86 kHz
OBW Power
99.00 %
x dB Bandwidth
80.35 MHz
x dB
-26.00 dB
Freq Offset
0 Hz
MSG
STATUS

Appendix A3: Min emission bandwidth

Test Result

Test Mode	Antenna	Channel	6db EBW [MHz]	FL[MHz]	FH[MHz]	Limit[MHz]	Verdict
11A	Ant1	5745	13.880	5738.680	5752.560	0.5	PASS
		5785	13.920	5777.400	5791.320	0.5	PASS
		5825	11.480	5818.960	5830.440	0.5	PASS
11N20SISO	Ant1	5745	15.080	5737.480	5752.560	0.5	PASS
		5785	15.480	5777.080	5792.560	0.5	PASS
		5825	15.120	5817.440	5832.560	0.5	PASS
11N40SISO	Ant1	5755	35.200	5737.400	5772.600	0.5	PASS
		5795	35.200	5777.400	5812.600	0.5	PASS
11AC20SISO	Ant1	5745	15.040	5737.520	5752.560	0.5	PASS
		5785	11.360	5778.320	5789.680	0.5	PASS
		5825	16.160	5816.600	5832.760	0.5	PASS
11AC40SISO	Ant1	5755	35.120	5737.480	5772.600	0.5	PASS
		5795	35.200	5777.400	5812.600	0.5	PASS
11AC80SISO	Ant1	5775	75.360	5737.400	5812.760	0.5	PASS

Test Graphs

11A_Ant1_5745

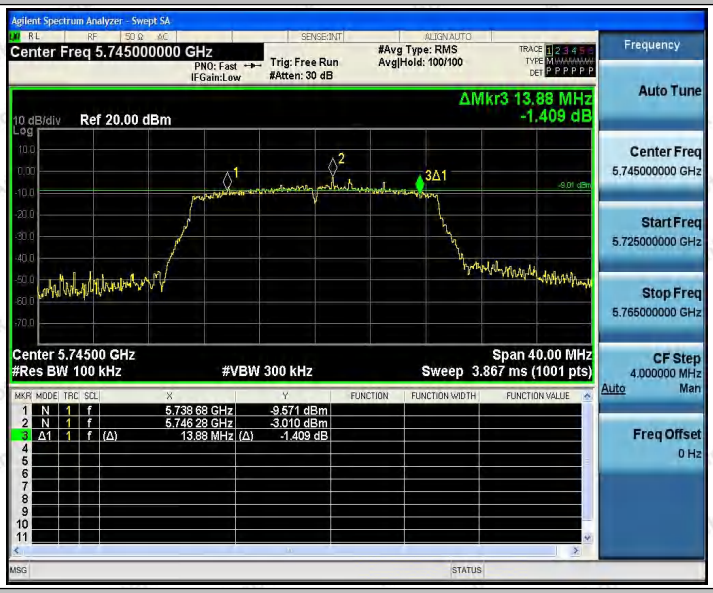

11A_Ant1_5785

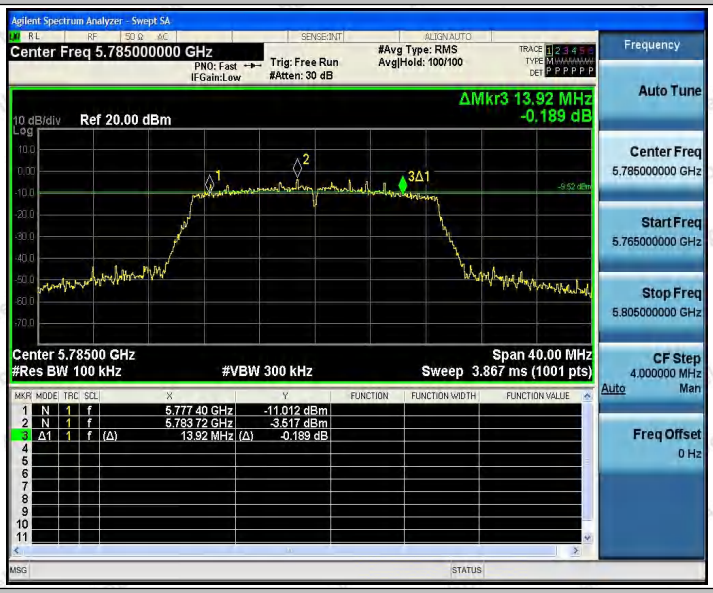

11A_Ant1_5825

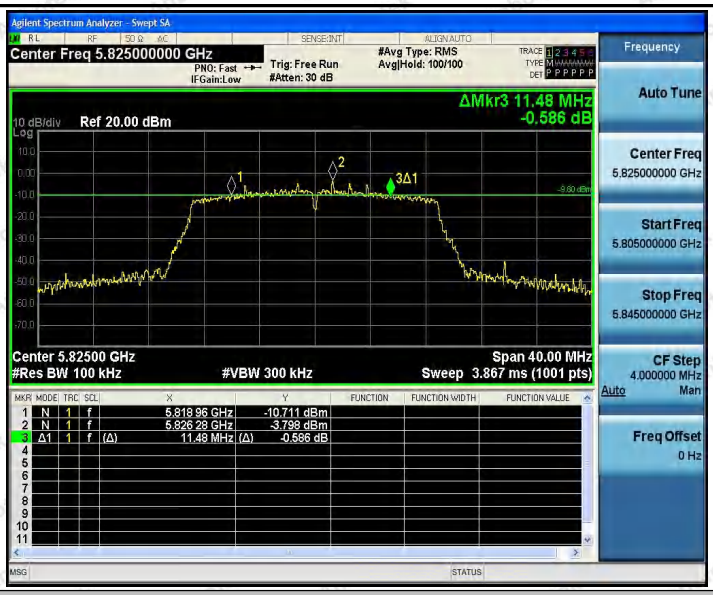

11N20SISO_Ant1_5745

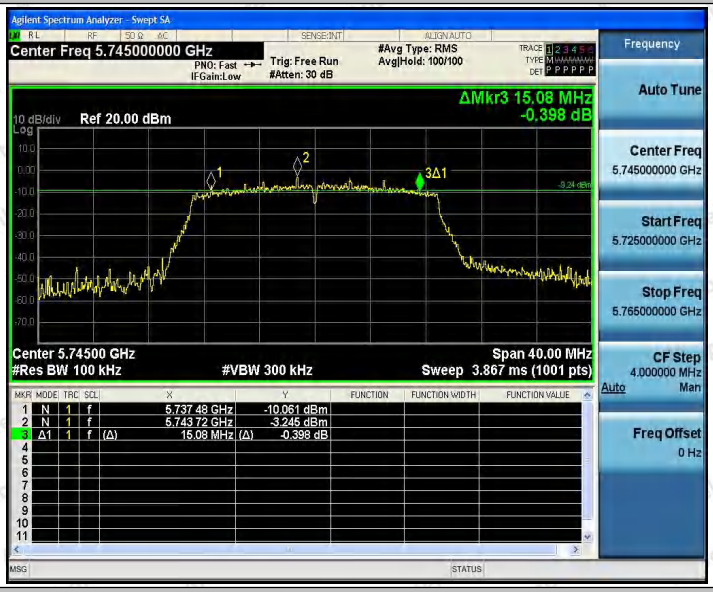

11N20SISO_Ant1_5785

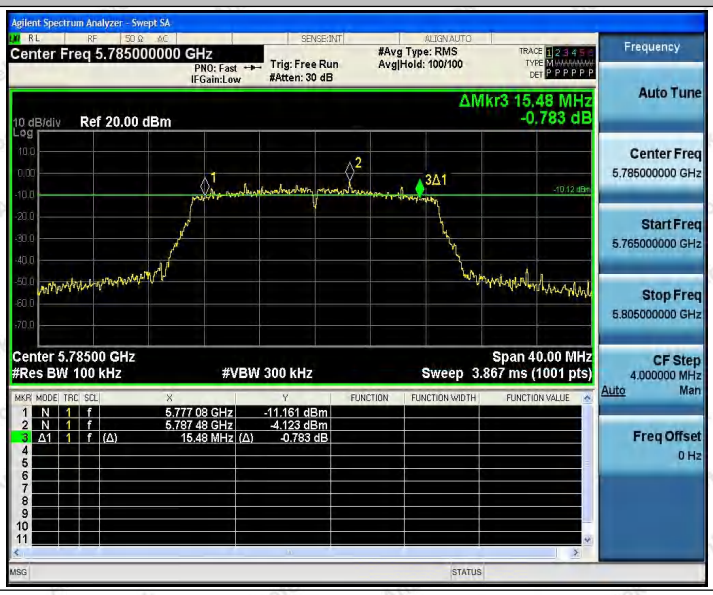

11N20SISO_Ant1_5825

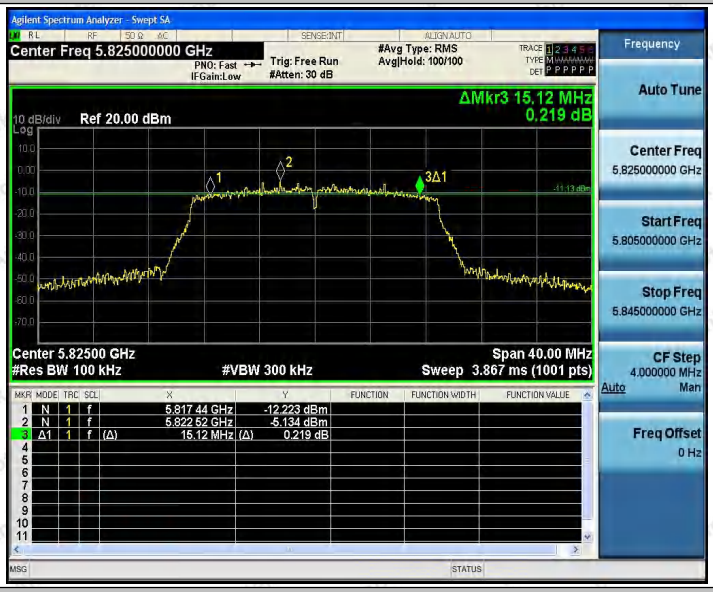

11N40SISO_Ant1_5755

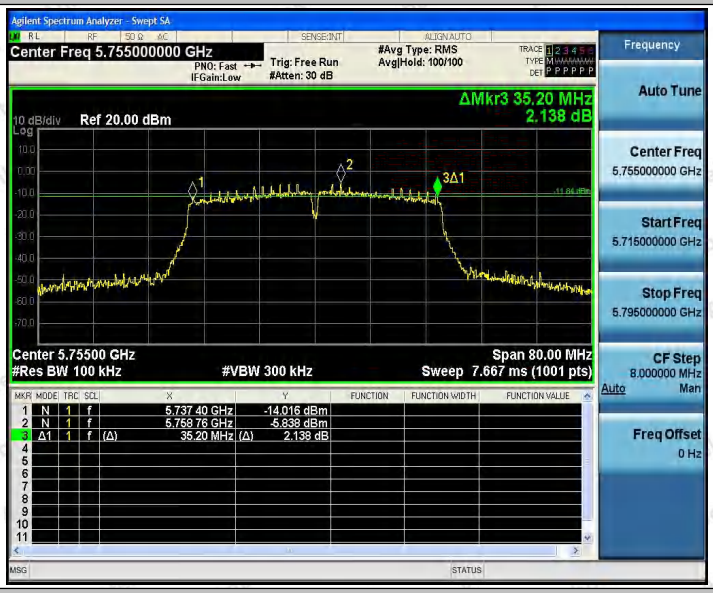

11N40SISO_Ant1_5795

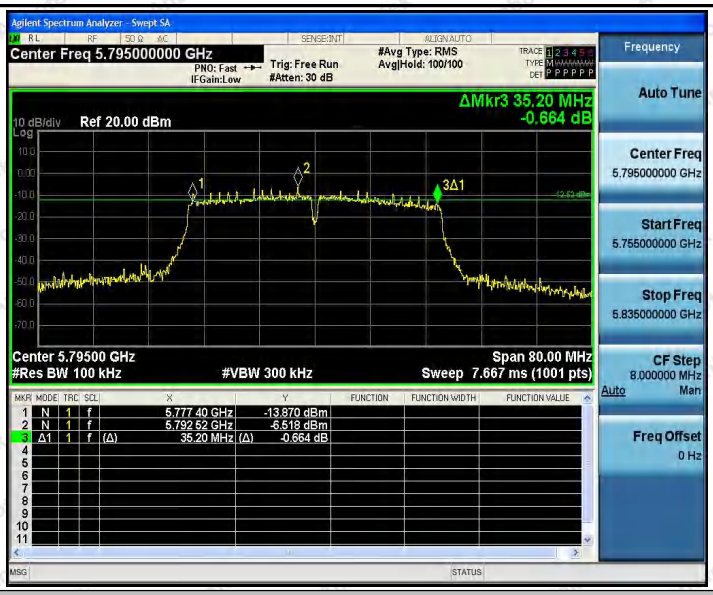

11AC20SISO_Ant1_5745

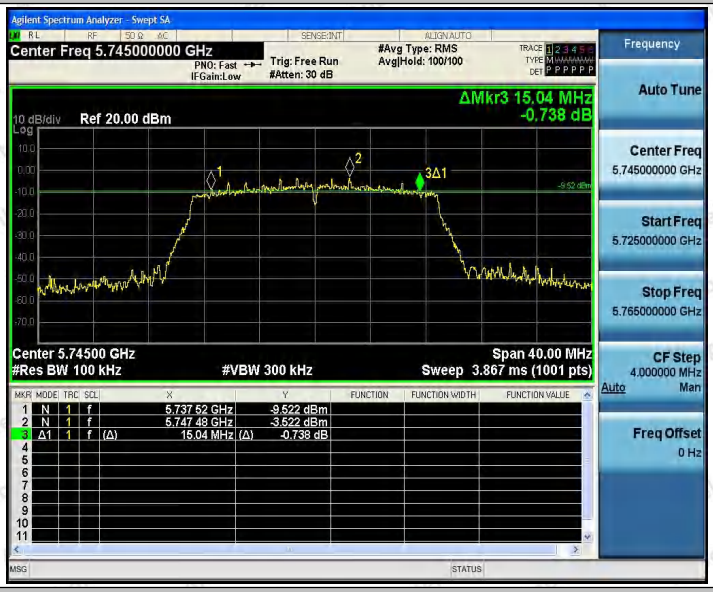

11AC20SISO_Ant1_5785

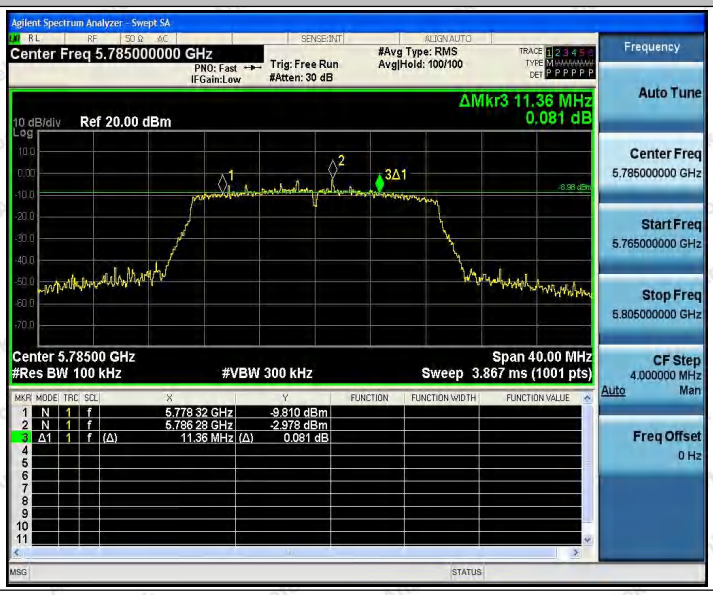

11AC20SISO_Ant1_5825

11AC40SISO_Ant1_5755

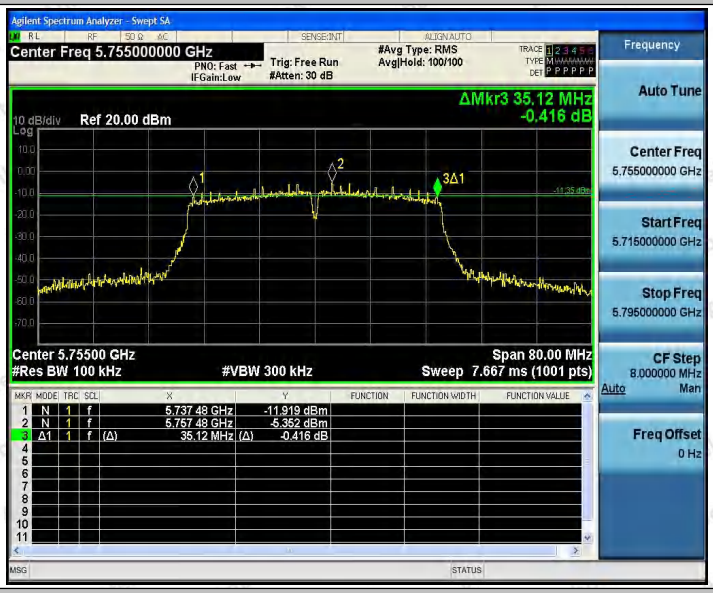

11AC40SISO_Ant1_5795

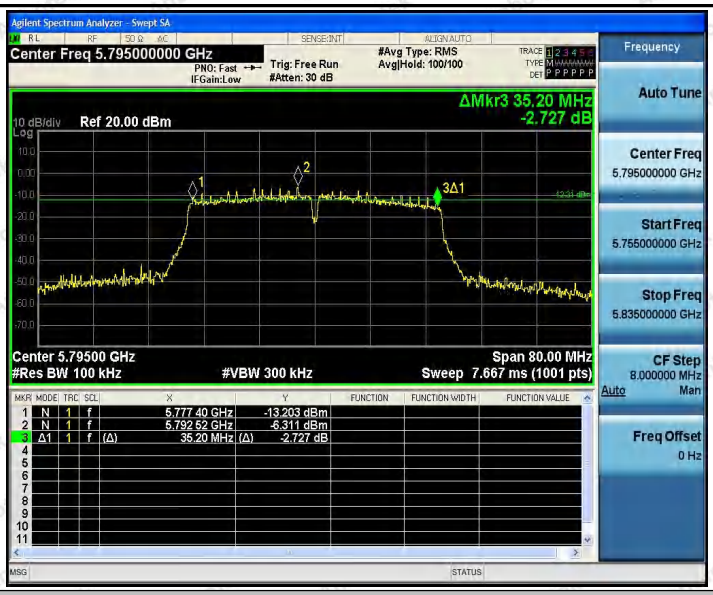

11AC80SISO_Ant1_5775

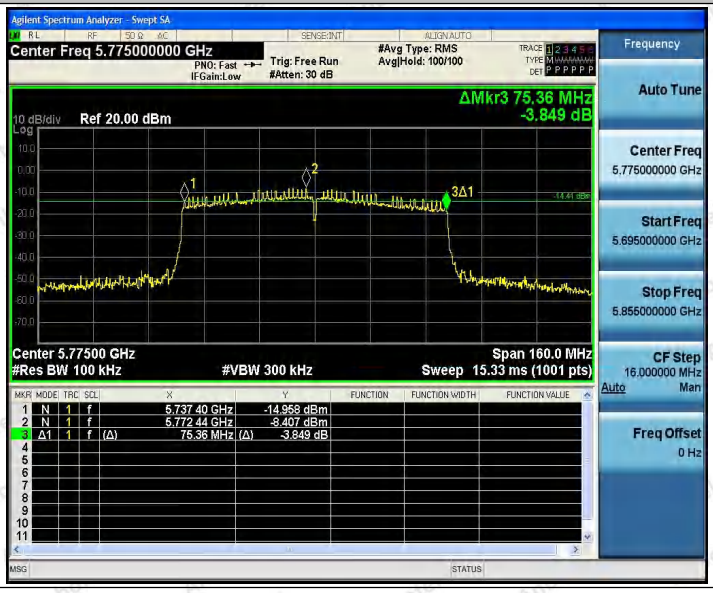

Appendix B: Maximum conducted output power

Test Result

Test Mode	Antenna	Channel	Result[dBm]	Limit[dBm]	Verdict
11A	Ant1	5180	13.41	≤23.98	PASS
		5200	13.74	≤23.98	PASS
		5240	13.15	≤23.98	PASS
		5745	12.15	≤30	PASS
		5785	11.89	≤30	PASS
		5825	11.17	≤30	PASS
11N20SISO	Ant1	5180	13.59	≤23.98	PASS
		5200	13.64	≤23.98	PASS
		5240	12.03	≤23.98	PASS
		5745	12.21	≤30	PASS
		5785	11.82	≤30	PASS
		5825	11.18	≤30	PASS
11N40SISO	Ant1	5190	13.04	≤23.98	PASS
		5230	12.72	≤23.98	PASS
		5755	12.59	≤30	PASS
		5795	11.49	≤30	PASS
11AC20SISO	Ant1	5180	13.48	≤23.98	PASS
		5200	13.78	≤23.98	PASS
		5240	12.00	≤23.98	PASS
		5745	12.14	≤30	PASS
		5785	11.81	≤30	PASS
		5825	11.13	≤30	PASS
11AC40SISO	Ant1	5190	13.65	≤23.98	PASS
		5230	12.59	≤23.98	PASS
		5755	12.23	≤30	PASS
		5795	11.59	≤30	PASS
11AC80SISO	Ant1	5210	13.89	≤23.98	PASS
		5775	12.84	≤30	PASS

Note：The Duty Cycle Factor is compensated in the graph.

Appendix C: Maximum power spectral density

Test Result

Test Mode	Antenna	Channel	Result [dBm/MHz]	Limit[dBm/MHz]	Verdict
11A	Ant1	5180	2.82	≤11	PASS
		5200	2.71	≤11	PASS
		5240	0.74	≤11	PASS
11N20SISO	Ant1	5180	2.9	≤11	PASS
		5200	3	≤11	PASS
		5240	1.28	≤11	PASS
11N40SISO	Ant1	5190	0.41	≤11	PASS
		5230	-1.92	≤11	PASS
11AC20SISO	Ant1	5180	3.01	≤11	PASS
		5200	3.22	≤11	PASS
		5240	1.3	≤11	PASS
11AC40SISO	Ant1	5190	0.47	≤11	PASS
		5230	-1.25	≤11	PASS
11AC80SISO	Ant1	5210	-3.44	≤11	PASS

Test Mode	Antenna	Channel	Result [dBm/500kHz]	Limit[dBm/500kHz]	Verdict
11A	Ant1	5745	0.08	≤30	PASS
		5785	-0.38	≤30	PASS
		5825	-0.86	≤30	PASS
11N20SISO	Ant1	5745	0.14	≤30	PASS
		5785	-0.14	≤30	PASS
		5825	-0.37	≤30	PASS
11N40SISO	Ant1	5755	-2.77	≤30	PASS
		5795	-3.3	≤30	PASS
11AC20SISO	Ant1	5745	0.77	≤30	PASS
		5785	0	≤30	PASS
		5825	-1.44	≤30	PASS
11AC40SISO	Ant1	5755	-1.71	≤30	PASS
		5795	-3.59	≤30	PASS
11AC80SISO	Ant1	5775	-3.66	≤30	PASS

Note：1.The Result and Limit Unit is dBm/500 kHz in the band 5.725–5.85 GHz.
2.The Duty Cycle Factor and RBW Factor is compensated in the graph.

Test Graphs

11A_Ant1_5180

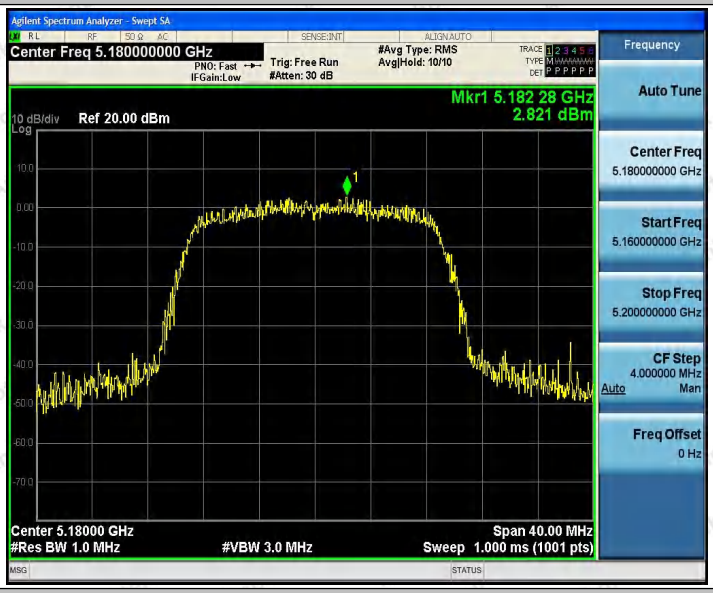

11A_Ant1_5200

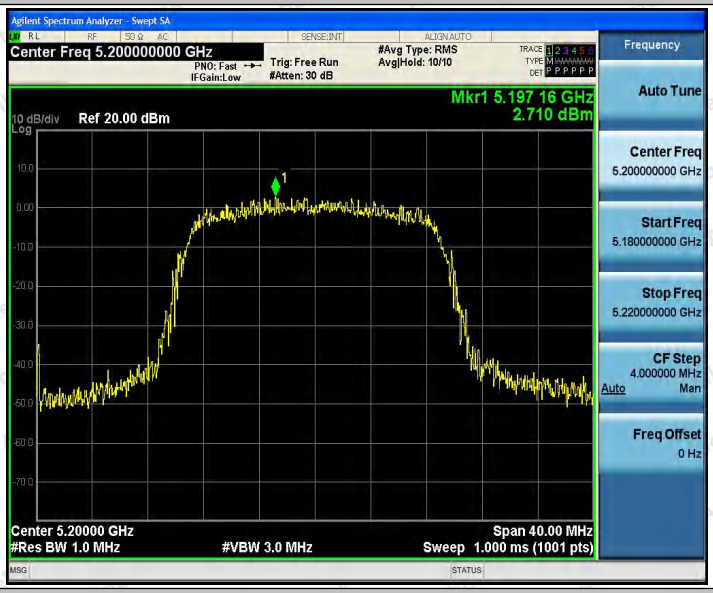

11A_Ant1_5240