Appendix H: Conducted Spurious Emission

Test Result

TestMode	Antenna	Channel	FreqRange [MHz]	RefLevel [dBm]	Result [dBm]	Limit [dBm]	Verdict
DH5	Ant1	2402	Reference	-0.40	-0.40	---	PASS
			30~1000	-0.40	-70.62	≤-20.4	PASS
			1000~26500	-0.40	-54.82	≤-20.4	PASS
		2441	Reference	-0.59	-0.59	---	PASS
			30~1000	-0.59	-70.7	≤-20.59	PASS
			1000~26500	-0.59	-55.18	≤-20.59	PASS
		2480	Reference	-0.36	-0.36	---	PASS
			30~1000	-0.36	-69.8	≤-20.36	PASS
			1000~26500	-0.36	-55.74	≤-20.36	PASS
2DH5	Ant1	2402	Reference	-1.73	-1.73	---	PASS
			30~1000	-1.73	-71.14	≤-21.73	PASS
			1000~26500	-1.73	-55.52	≤-21.73	PASS
		2441	Reference	-1.78	-1.78	---	PASS
			30~1000	-1.78	-70.46	≤-21.78	PASS
			1000~26500	-1.78	-56.07	≤-21.78	PASS
		2480	Reference	-0.96	-0.96	---	PASS
			30~1000	-0.96	-70.46	≤-20.96	PASS
			1000~26500	-0.96	-55.14	≤-20.96	PASS
3DH5	Ant1	2402	Reference	-2.12	-2.12	---	PASS
			30~1000	-2.12	-70.76	≤-22.12	PASS
			1000~26500	-2.12	-55.44	≤-22.12	PASS
		2441	Reference	-1.35	-1.35	---	PASS
			30~1000	-1.35	-69.98	≤-21.35	PASS
			1000~26500	-1.35	-55.75	≤-21.35	PASS
		2480	Reference	-0.91	-0.91	---	PASS
			30~1000	-0.91	-70.06	≤-20.91	PASS
			1000~26500	-0.91	-55.86	≤-20.91	PASS

Test Graphs

DH5_Ant1_2402_0~Reference

DH5_Ant1_2402_30~1000

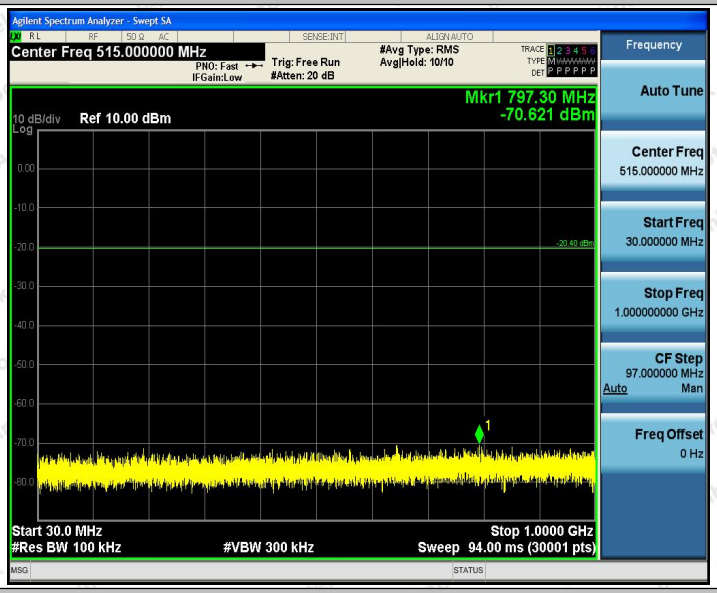

DH5_Ant1_2402_1000~26500

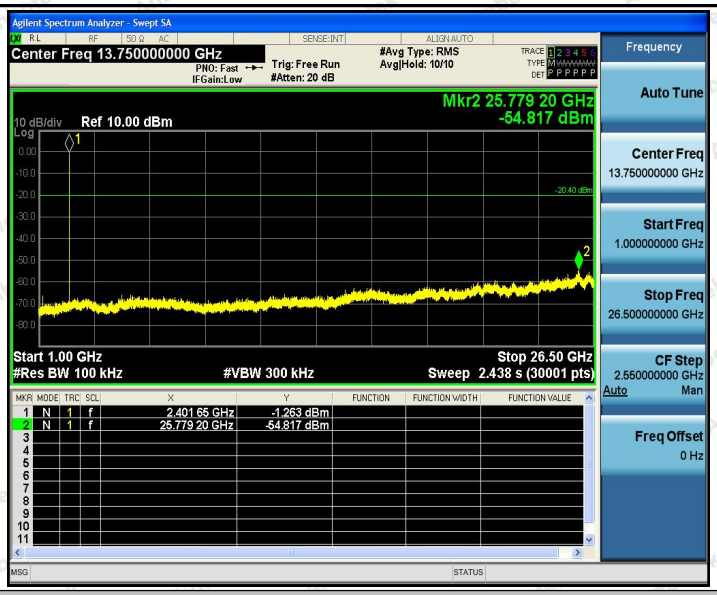

DH5_Ant1_2441_0~Reference

DH5_Ant1_2441_30~1000

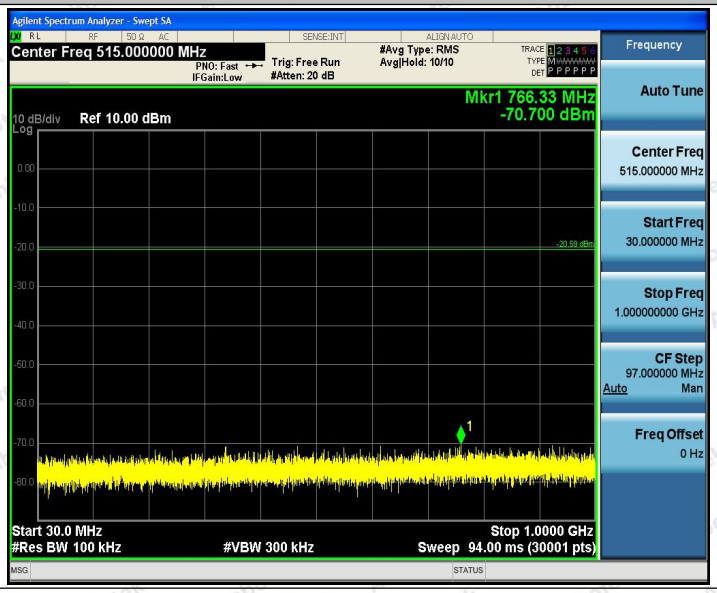

DH5_Ant1_2441_1000~26500

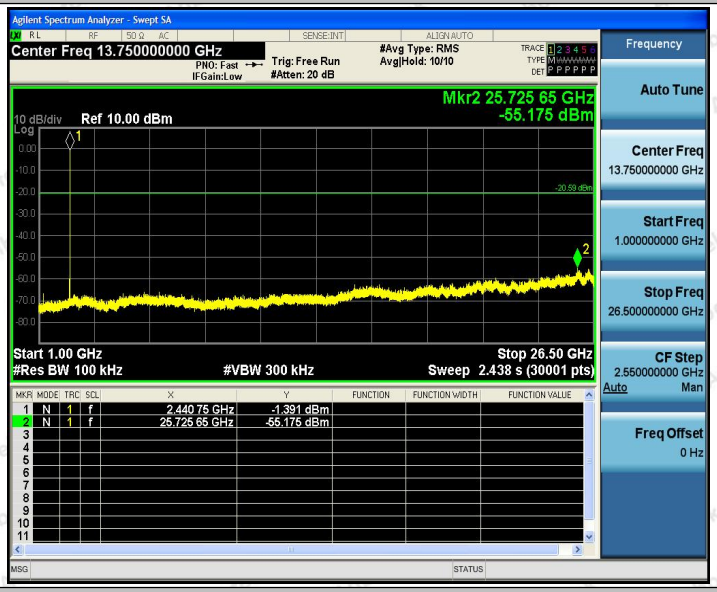

DH5_Ant1_2480_0~Reference

DH5_Ant1_2480_30~1000

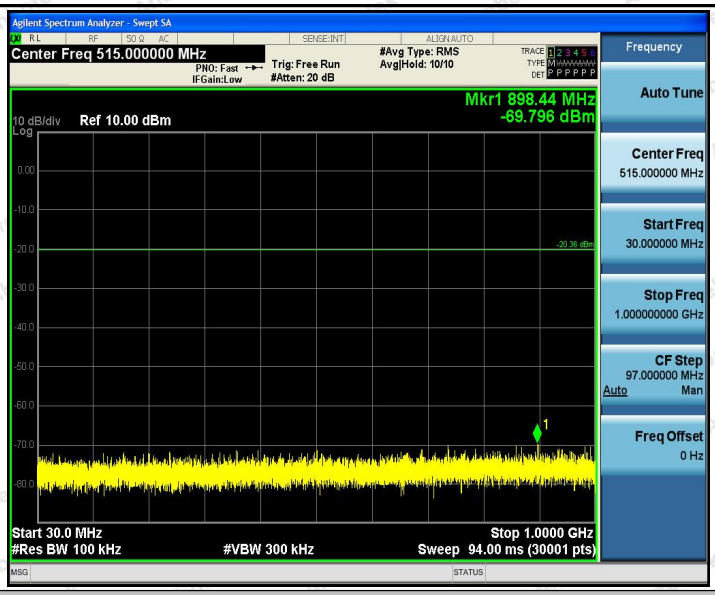

DH5_Ant1_2480_1000~26500

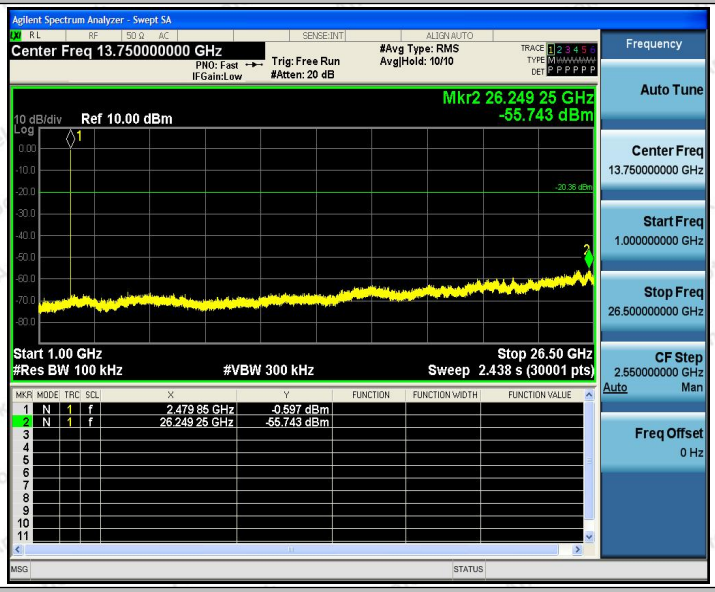

2DH5_Ant1_2402_0~Reference

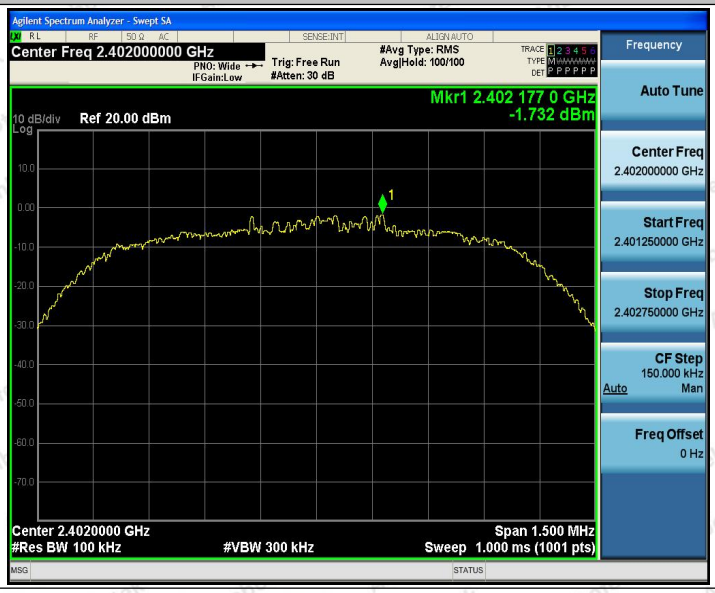

2DH5_Ant1_2402_30~1000

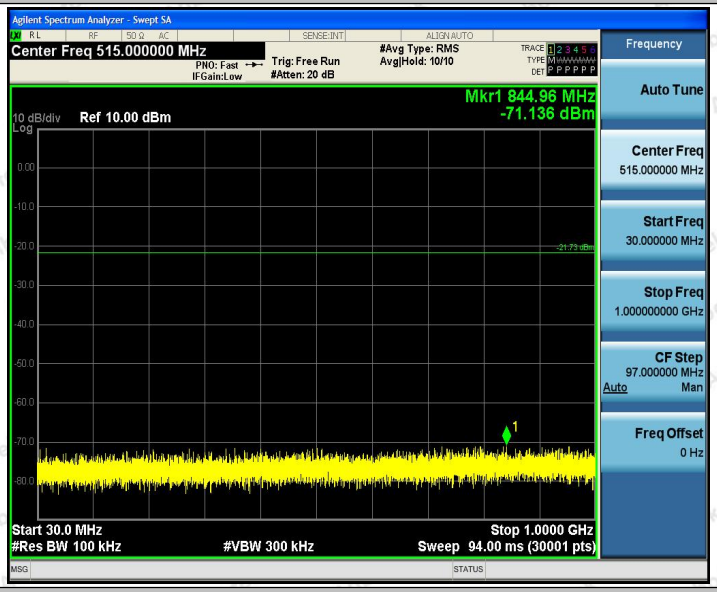

2DH5_Ant1_2402_1000~26500

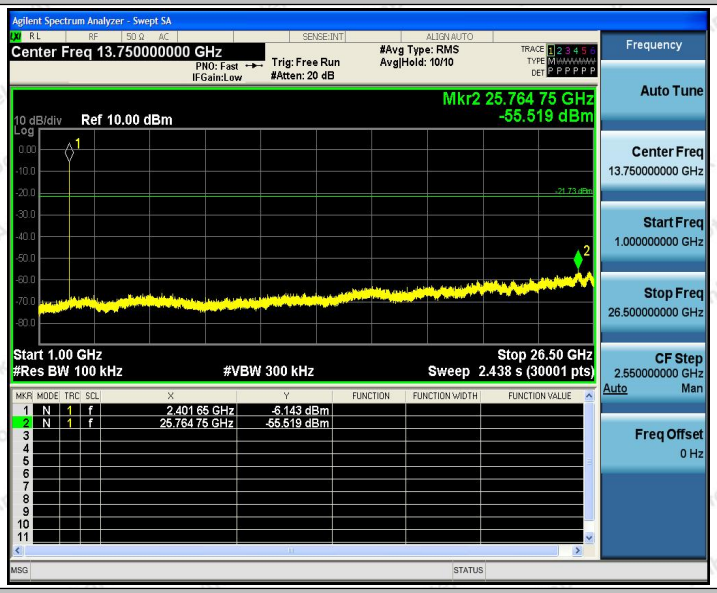

2DH5_Ant1_2441_0~Reference

2DH5_Ant1_2441_30~1000

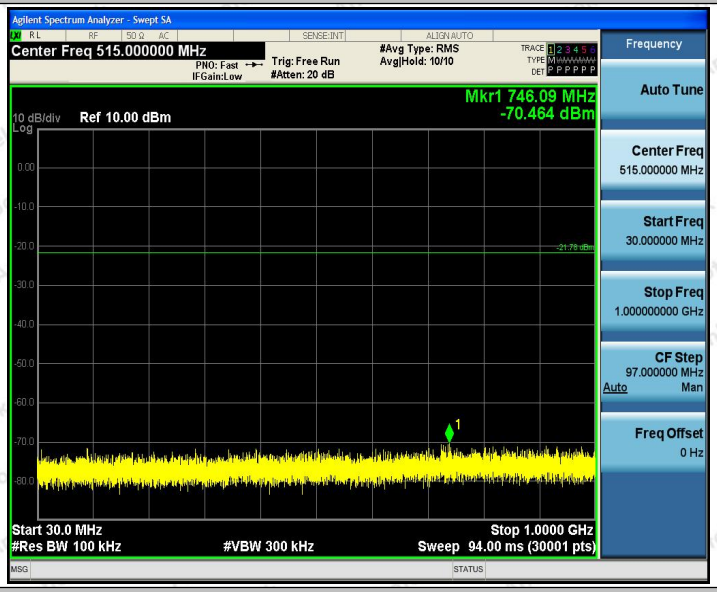

2DH5_Ant1_2441_1000~26500

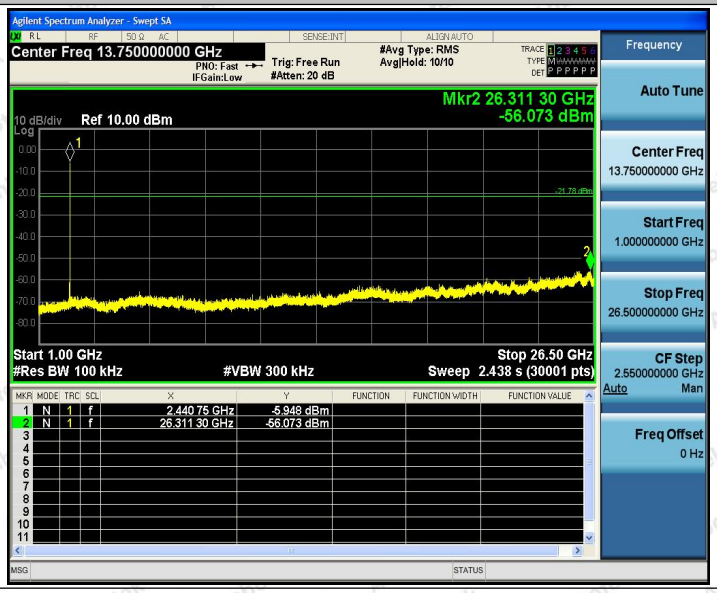

2DH5_Ant1_2480_0~Reference

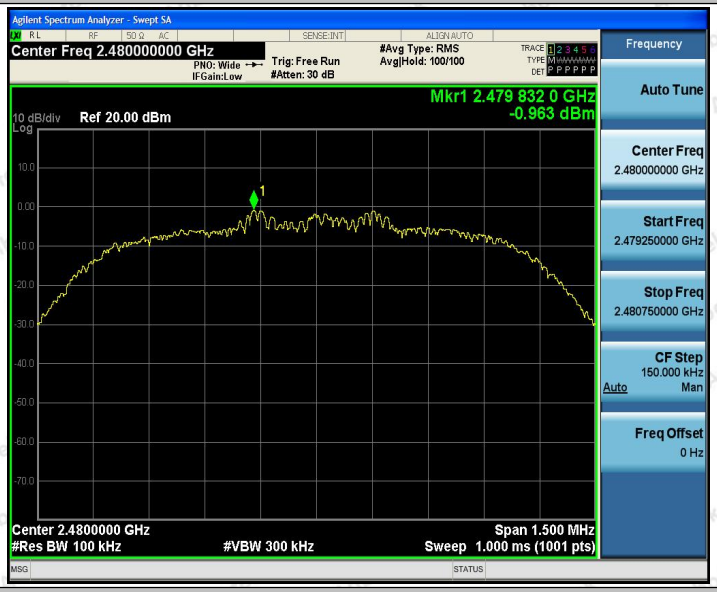

2DH5_Ant1_2480_30~1000

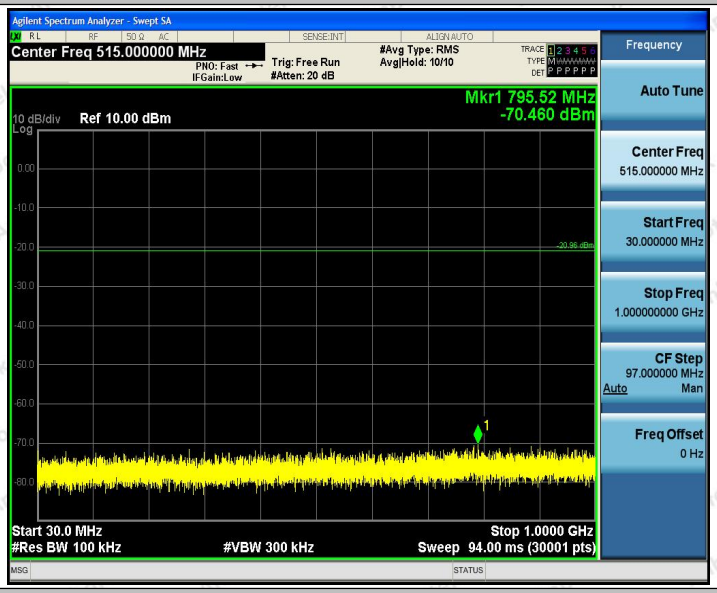

2DH5_Ant1_2480_1000~26500

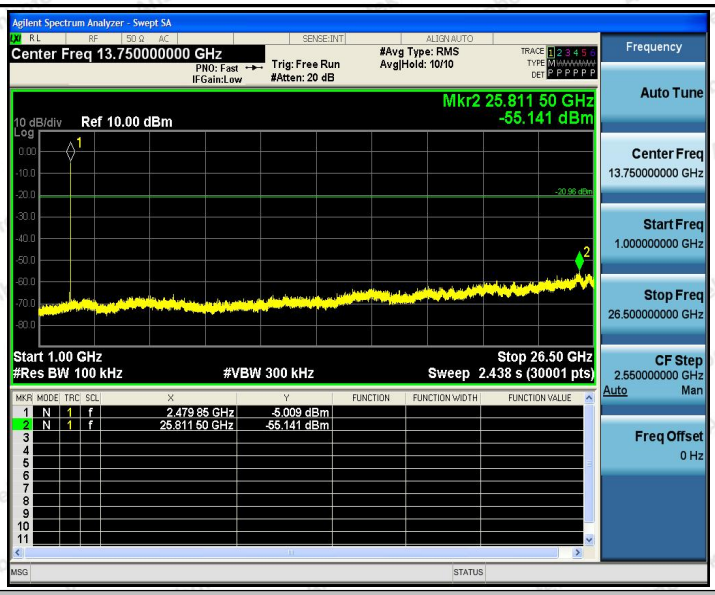

3DH5_Ant1_2402_0~Reference

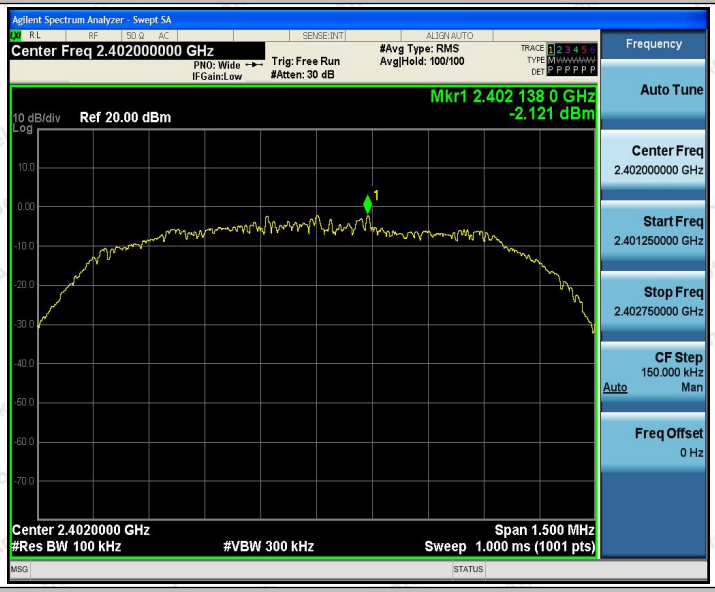

3DH5_Ant1_2402_30~1000

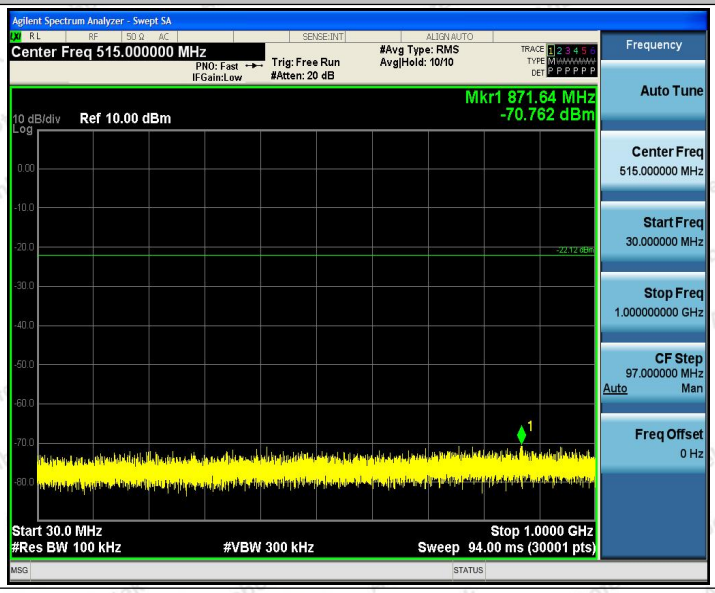

3DH5_Ant1_2402_1000~26500

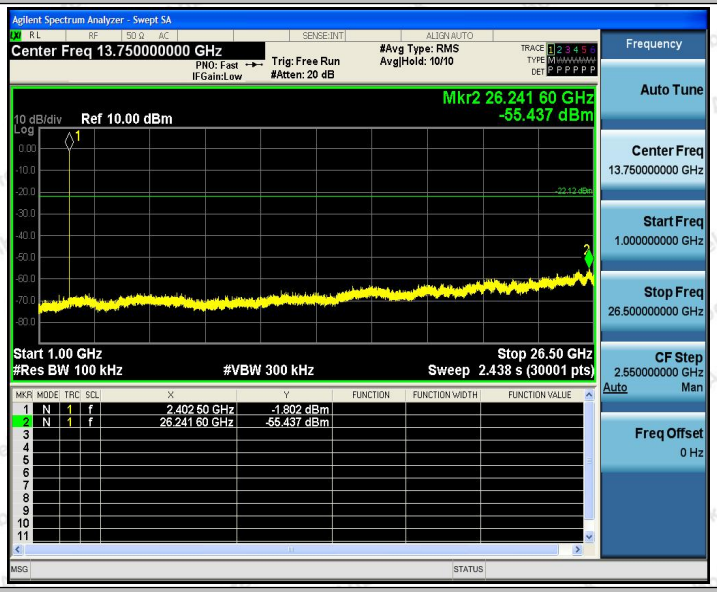

3DH5_Ant1_2441_0~Reference

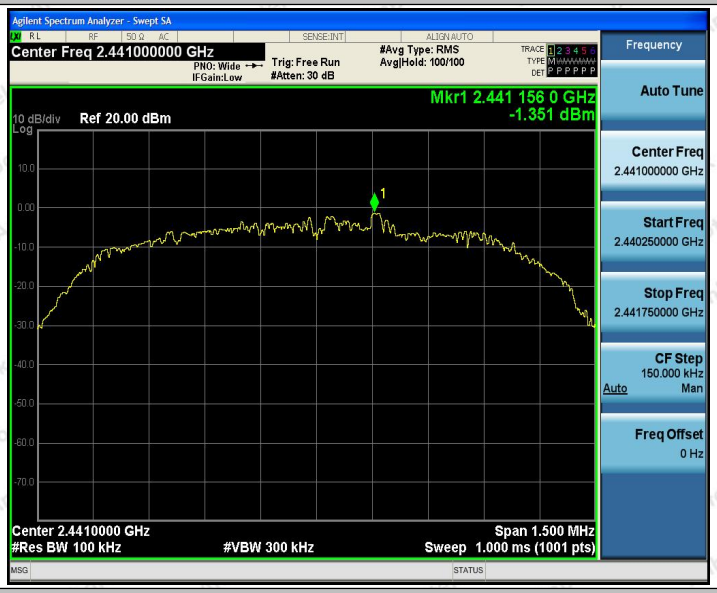

3DH5_Ant1_2441_30~1000

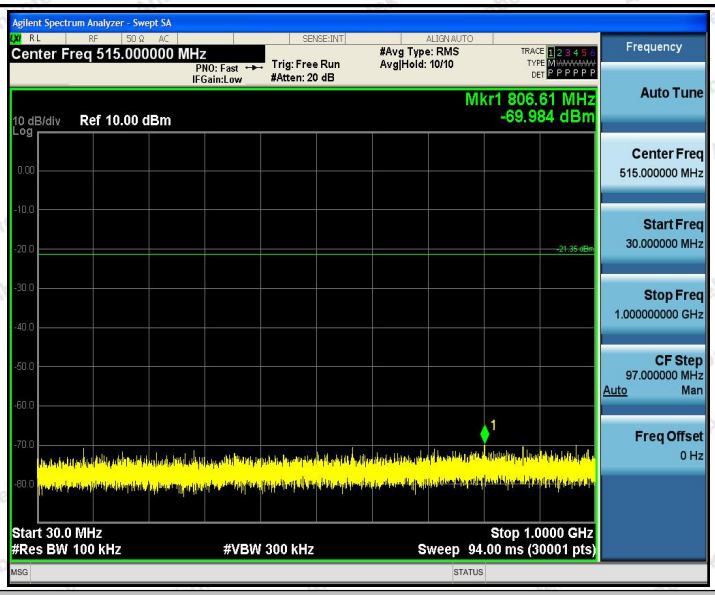

3DH5_Ant1_2441_1000~26500

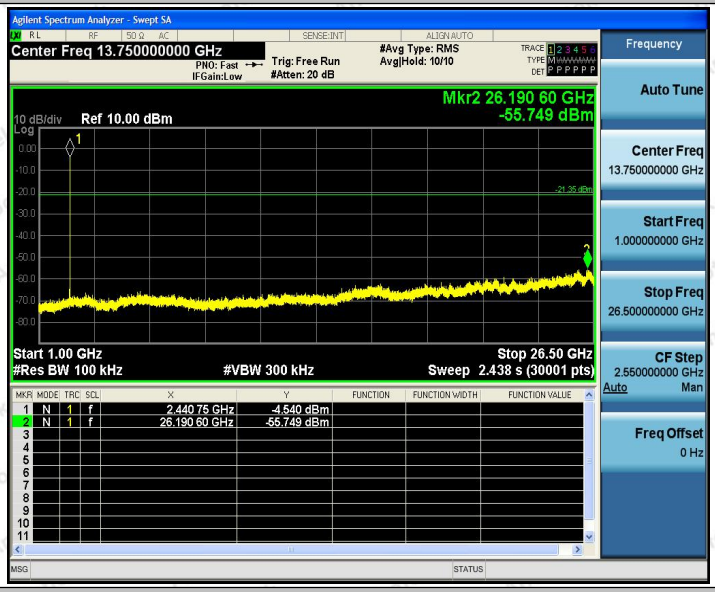

3DH5_Ant1_2480_0~Reference

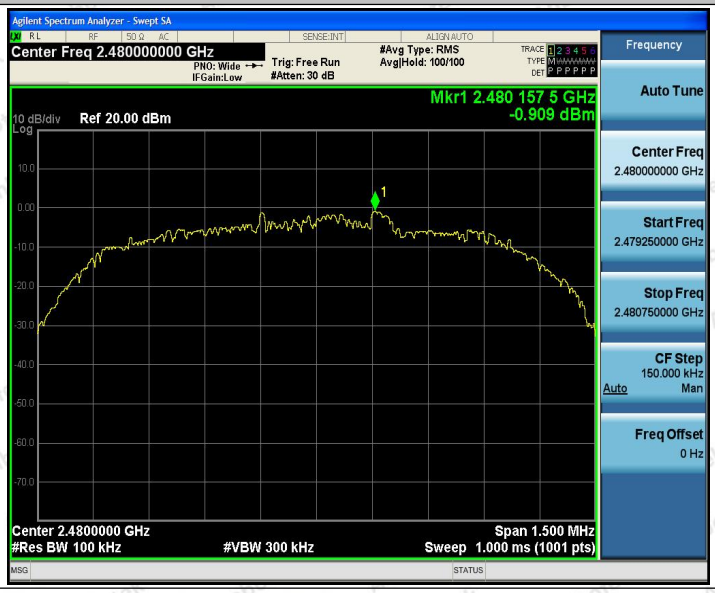

3DH5_Ant1_2480_30~1000

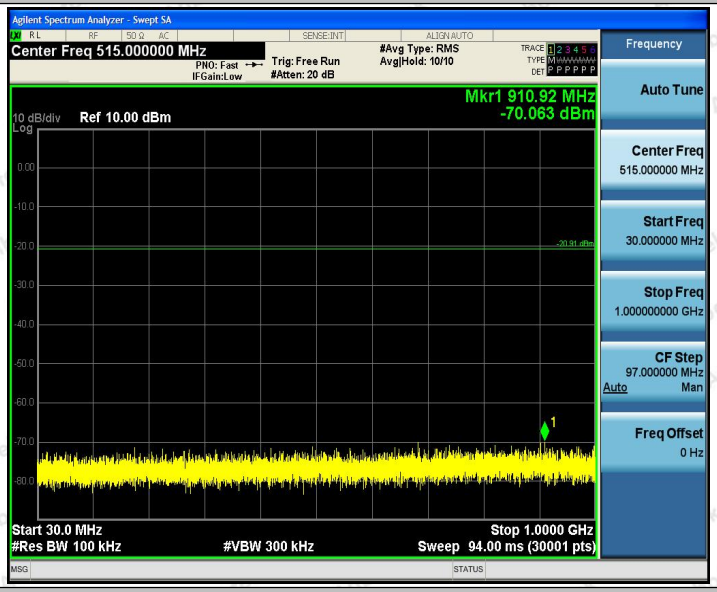

3DH5_Ant1_2480_1000~26500

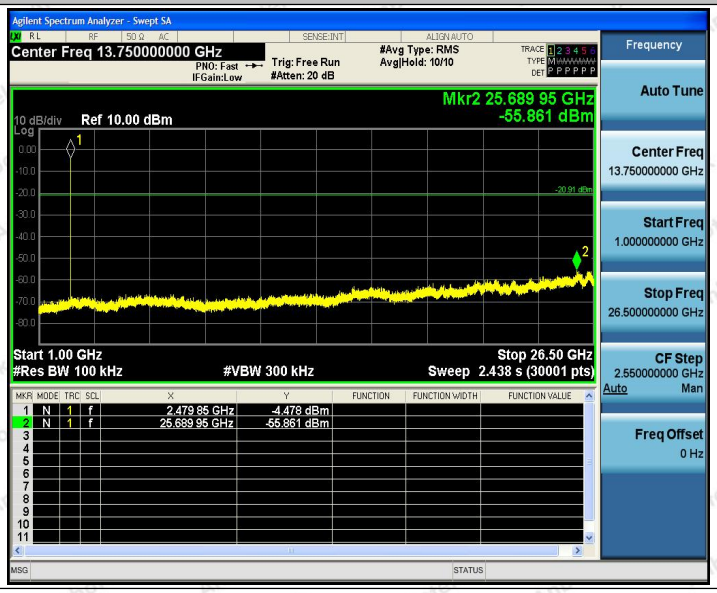

Appendix I: Duty Cycle

Test Result

TestMode	Antenna	Channel	ON Time [ms]	Period [ms]	X	DC [%]	xFactor	Limit	Verdict
DH5	Ant1	2402	2.87	3.75	0.7653	76.53	1.16	---	PASS
2DH5	Ant1	2402	2.88	3.75	0.7680	76.80	1.15	---	PASS
3DH5	Ant1	2402	2.89	3.75	0.7707	77.07	1.13	---	PASS

Test Graphs

DH5_Ant1_2402

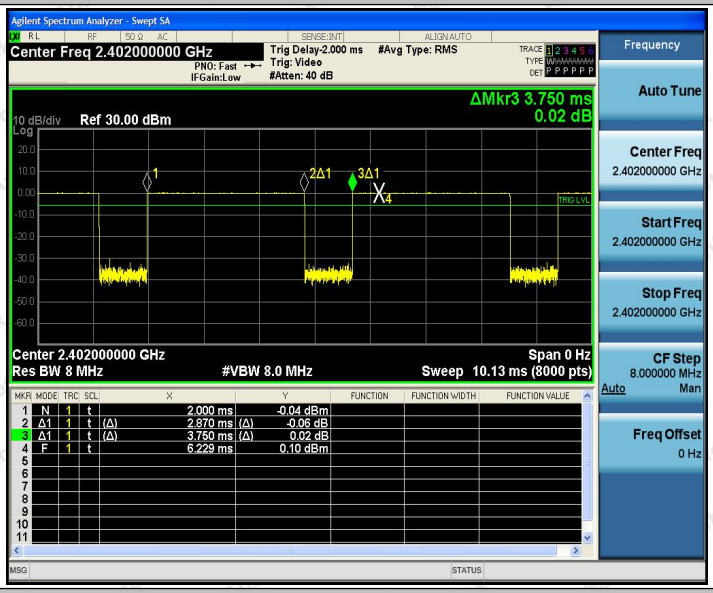

2DH5_Ant1_2402

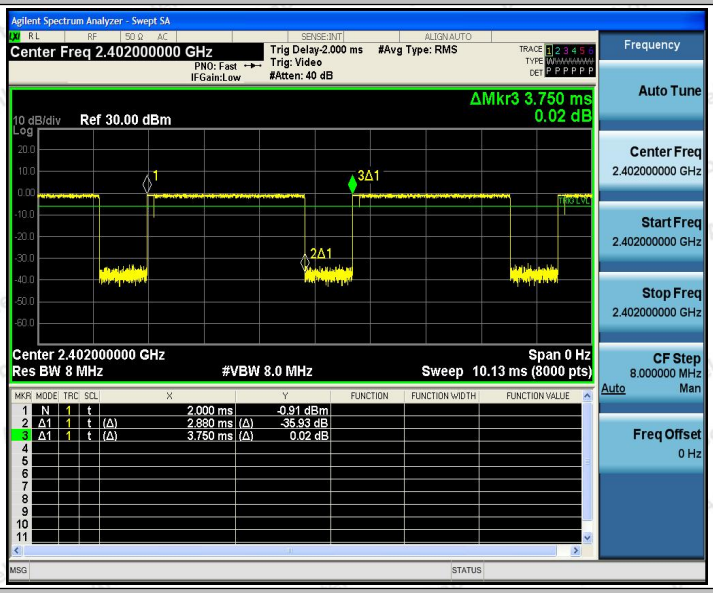

3DH5_Ant1_2402

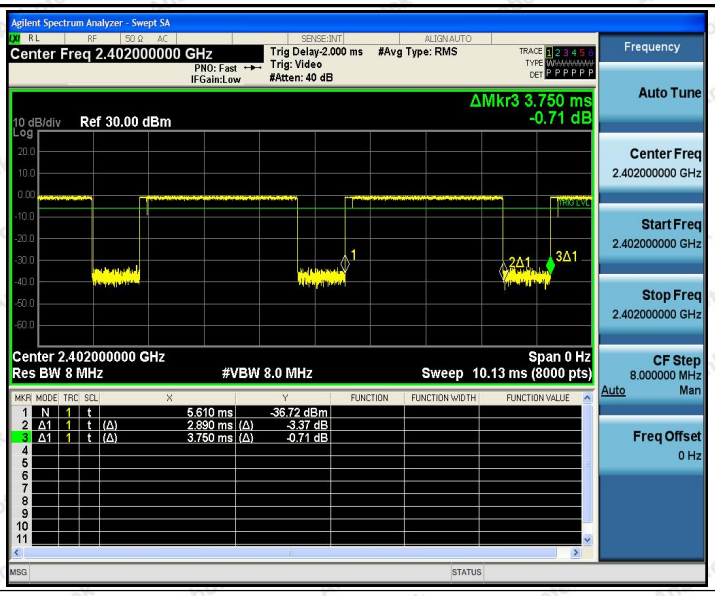
Agilent Spectrum Analyzer - Swept SA
Center Freq 2.402000000 GHz
PNO: Fast
IFGain:Low
Trig Delay-2.000 ms
Trig: Video
#Atten: 40 dB
#Avg Type: RMS
ΔMkr3 3.750 ms
-0.71 dB
10 dB/div
Ref 30.00 dBm
Center 2.402000000 GHz
Res BW 8 MHz
#VBW 8.0 MHz
Span 0 Hz
Sweep 10.13 ms (8000 pts)
1 N 1 t 5.610 ms -36.72 dBm
2 Δ1 1 t (Δ) 2.890 ms (Δ) -3.37 dB
3 Δ1 1 t (Δ) 3.750 ms (Δ) -0.71 dB
Frequency
Auto Tune
Center Freq
2.402000000 GHz
Start Freq
2.402000000 GHz
Stop Freq
2.402000000 GHz
CF Step
8.000000 MHz
Auto Man
Freq Offset
0 Hz

---End---