Appendix H: Conducted Spurious Emission

Test Result

TestMode	Antenna	Channel	FreqRange [MHz]	RefLevel [dBm]	Result [dBm]	Limit [dBm]	Verdict
DH5	Ant1	2402	Reference	-0.14	-0.14	---	PASS
			30~1000	-0.14	-70.99	≤-20.14	PASS
			1000~26500	-0.14	-53.77	≤-20.14	PASS
		2441	Reference	-0.72	-0.72	---	PASS
			30~1000	-0.72	-70.68	≤-20.72	PASS
			1000~26500	-0.72	-55.65	≤-20.72	PASS
		2480	Reference	0.35	0.35	---	PASS
			30~1000	0.35	-70.72	≤-19.65	PASS
			1000~26500	0.35	-55	≤-19.65	PASS
2DH5	Ant1	2402	Reference	-1.94	-1.94	---	PASS
			30~1000	-1.94	-70.22	≤-21.94	PASS
			1000~26500	-1.94	-55.25	≤-21.94	PASS
		2441	Reference	-1.47	-1.47	---	PASS
			30~1000	-1.47	-69.77	≤-21.47	PASS
			1000~26500	-1.47	-54.71	≤-21.47	PASS
		2480	Reference	-1.07	-1.07	---	PASS
			30~1000	-1.07	-70.69	≤-21.07	PASS
			1000~26500	-1.07	-55.57	≤-21.07	PASS
3DH5	Ant1	2402	Reference	-1.45	-1.45	---	PASS
			30~1000	-1.45	-67.49	≤-21.45	PASS
			1000~26500	-1.45	-56.07	≤-21.45	PASS
		2441	Reference	-1.56	-1.56	---	PASS
			30~1000	-1.56	-70.15	≤-21.56	PASS
			1000~26500	-1.56	-55	≤-21.56	PASS
		2480	Reference	-1.36	-1.36	---	PASS
			30~1000	-1.36	-68.3	≤-21.36	PASS
			1000~26500	-1.36	-54.99	≤-21.36	PASS

Test Graphs

DH5_Ant1_2402_0~Reference

DH5_Ant1_2402_30~1000

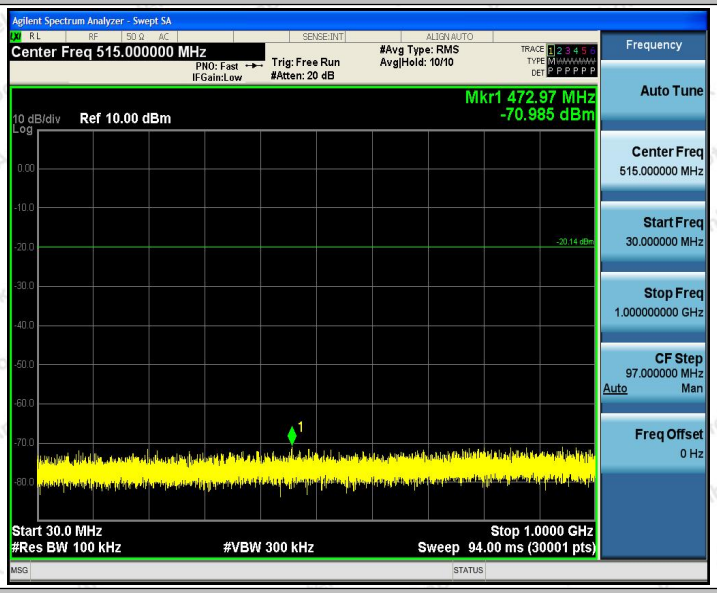

DH5_Ant1_2402_1000~26500

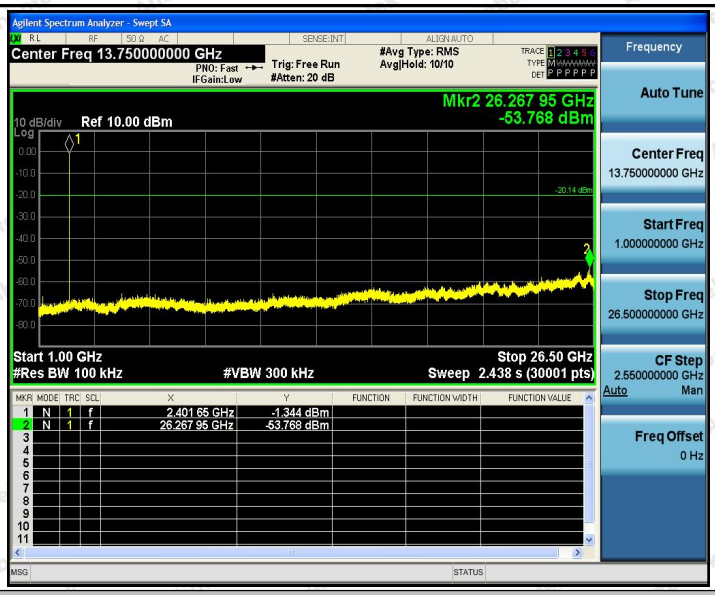

DH5_Ant1_2441_0~Reference

DH5_Ant1_2441_30~1000

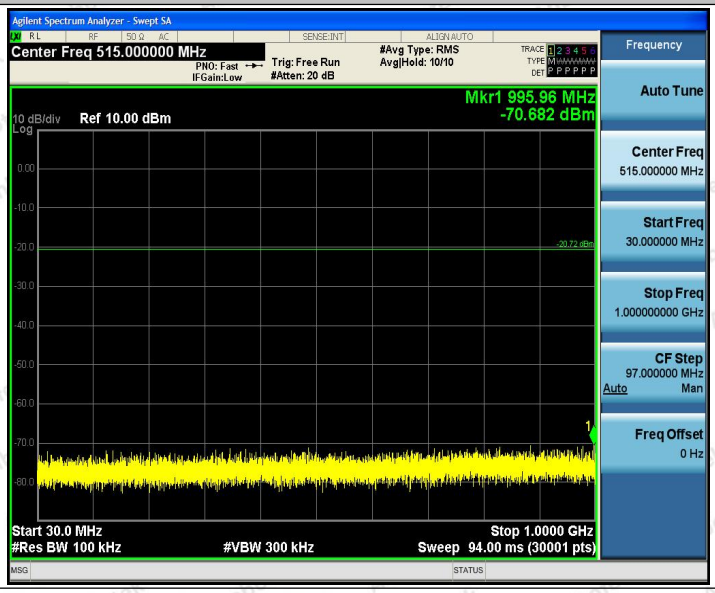

DH5_Ant1_2441_1000~26500

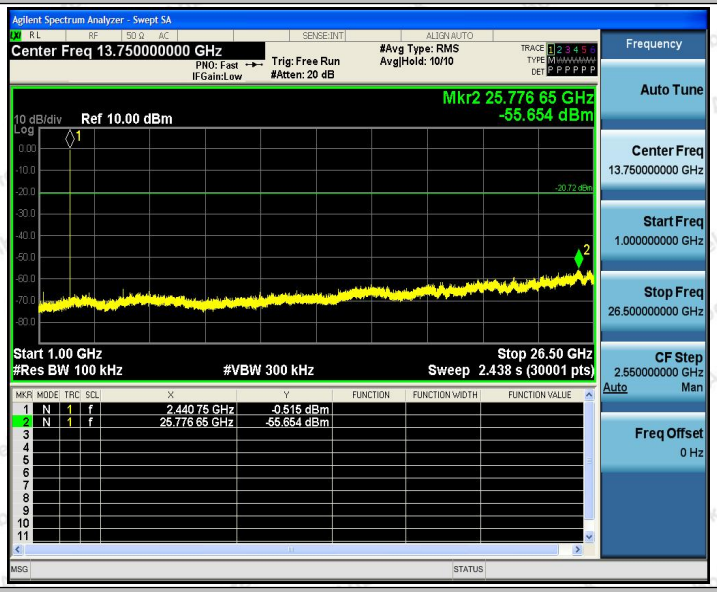

DH5_Ant1_2480_0~Reference

DH5_Ant1_2480_30~1000

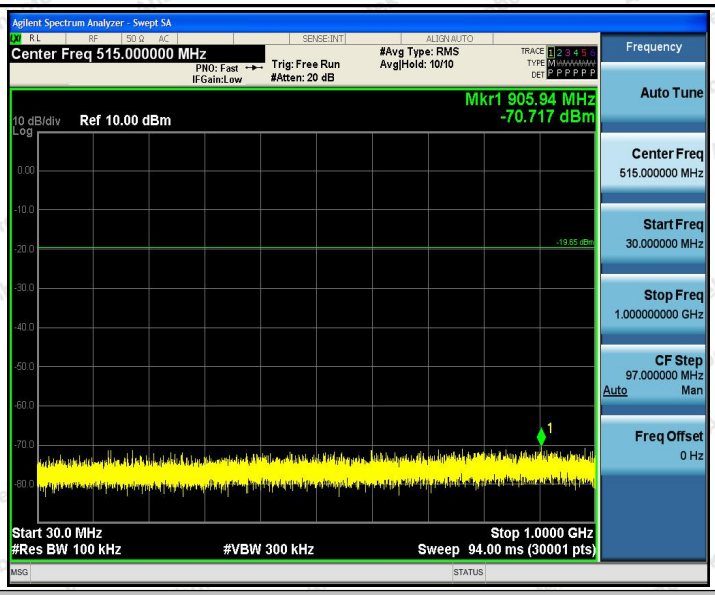

DH5_Ant1_2480_1000~26500

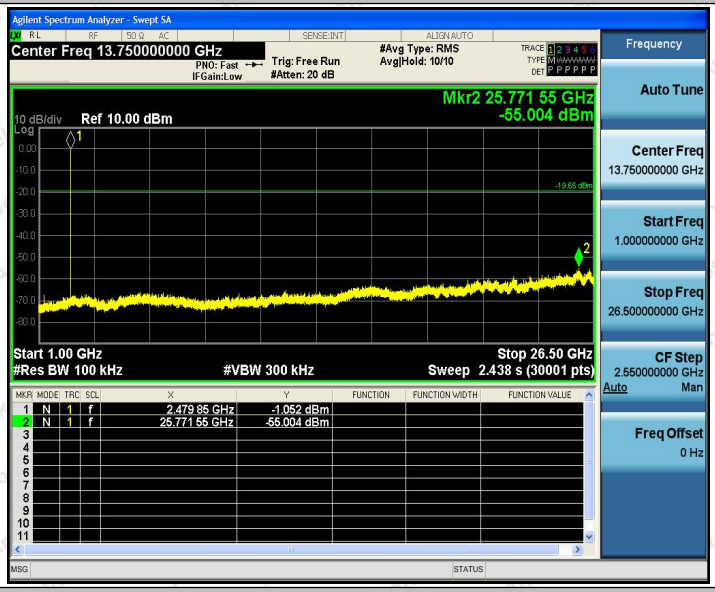

2DH5_Ant1_2402_0~Reference

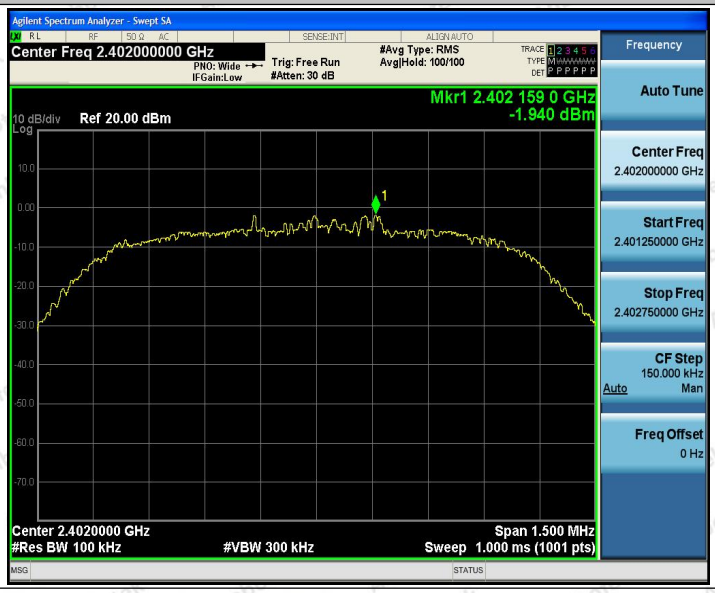

2DH5_Ant1_2402_30~1000

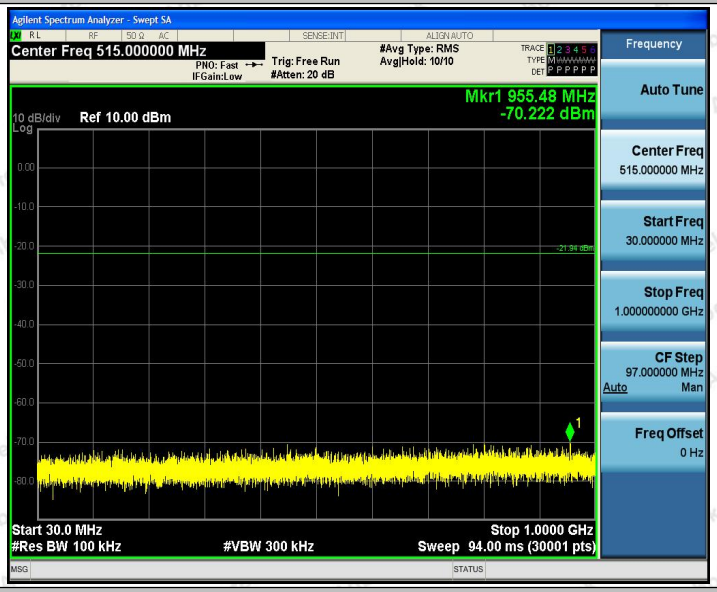

2DH5_Ant1_2402_1000~26500

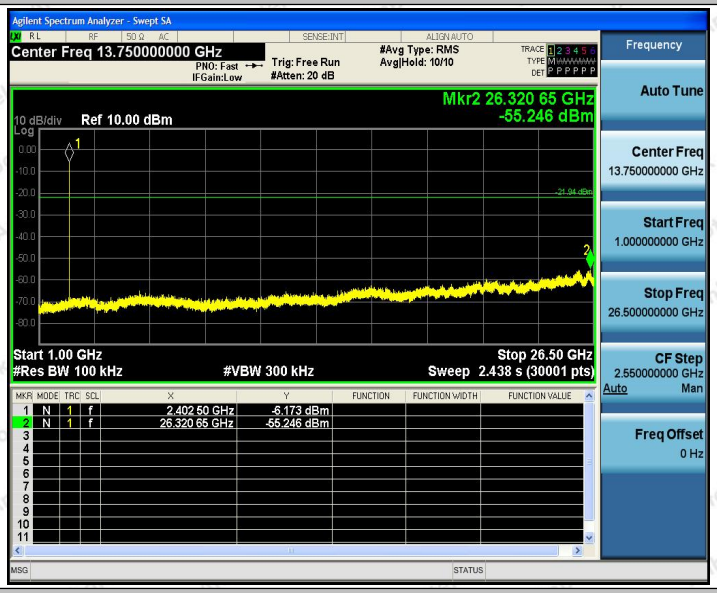

2DH5_Ant1_2441_0~Reference

2DH5_Ant1_2441_30~1000

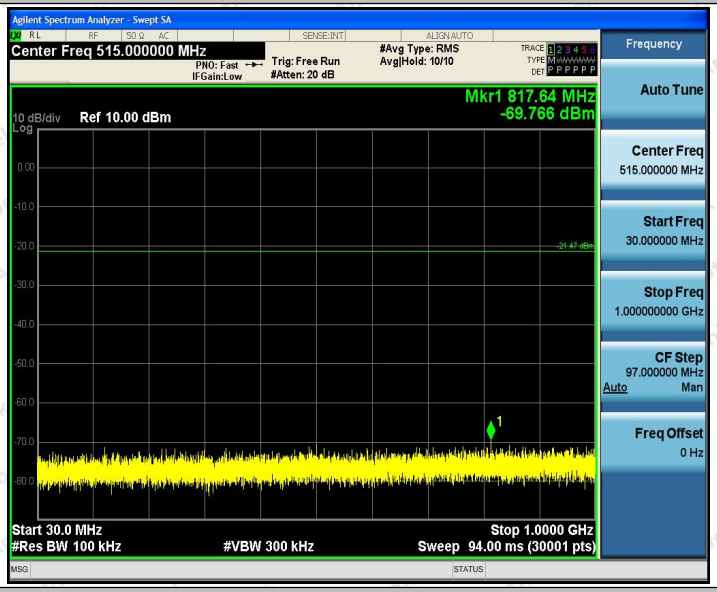

2DH5_Ant1_2441_1000~26500

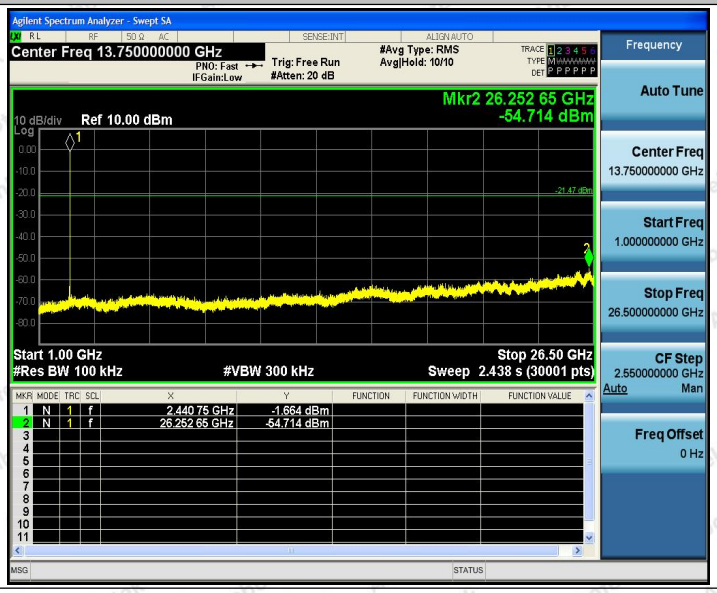

2DH5_Ant1_2480_0~Reference

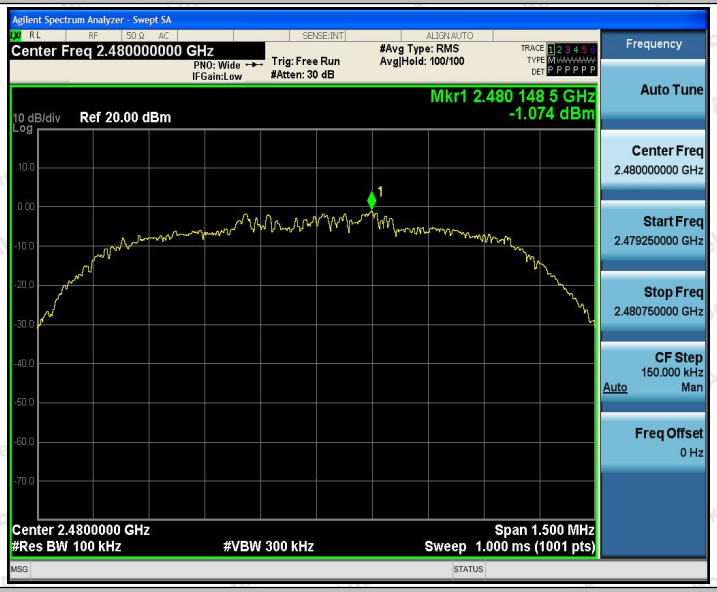

2DH5_Ant1_2480_30~1000

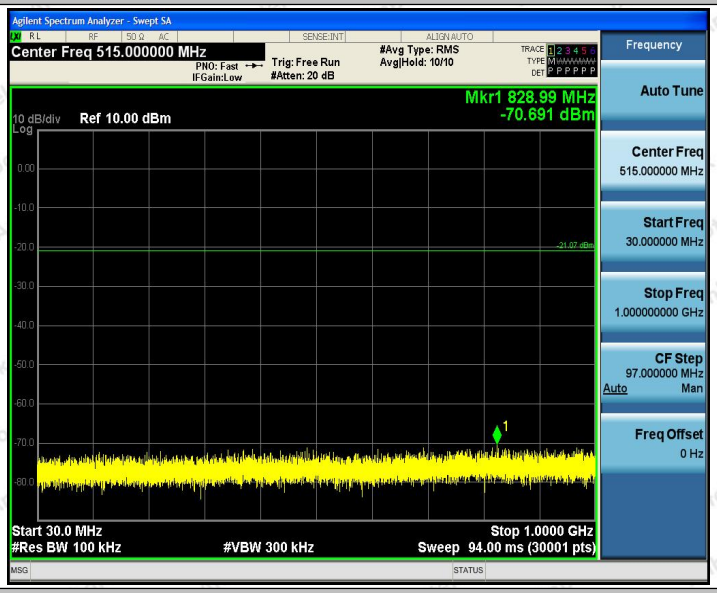

2DH5_Ant1_2480_1000~26500

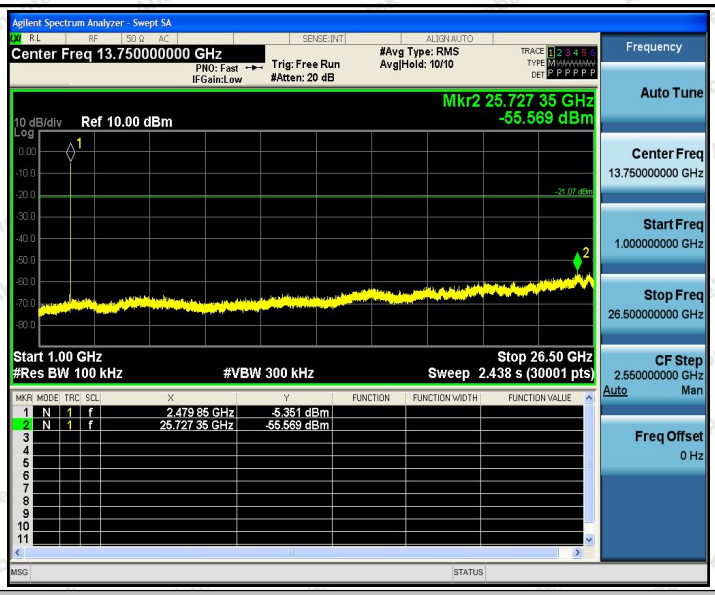

3DH5_Ant1_2402_0~Reference

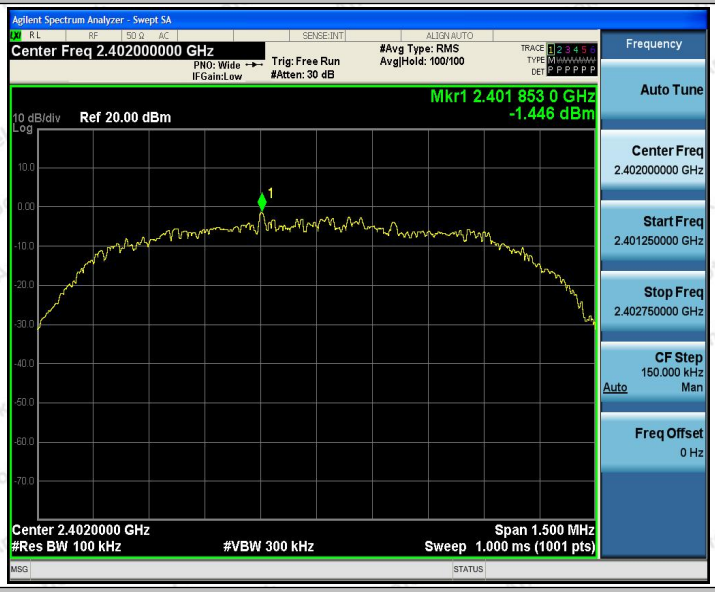

3DH5_Ant1_2402_30~1000

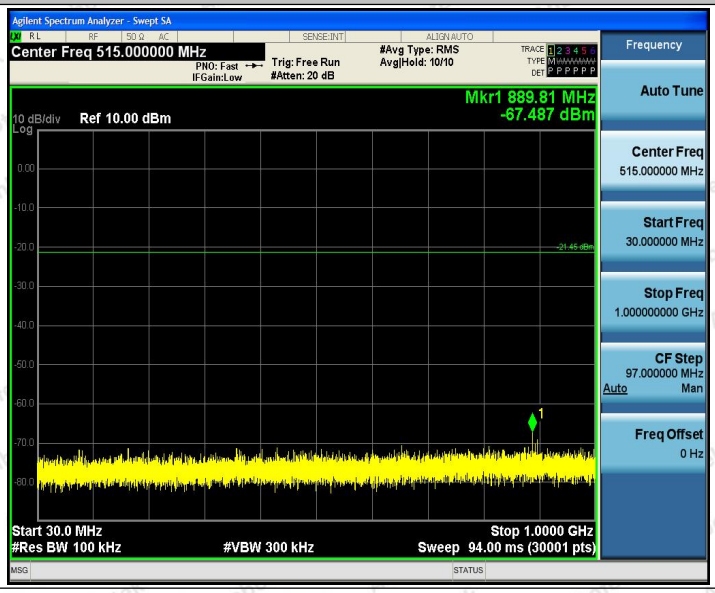

3DH5_Ant1_2402_1000~26500

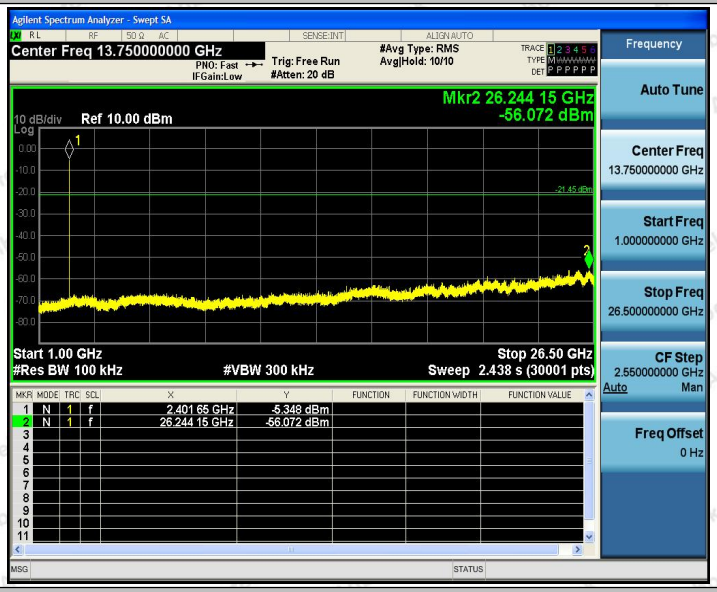

3DH5_Ant1_2441_0~Reference

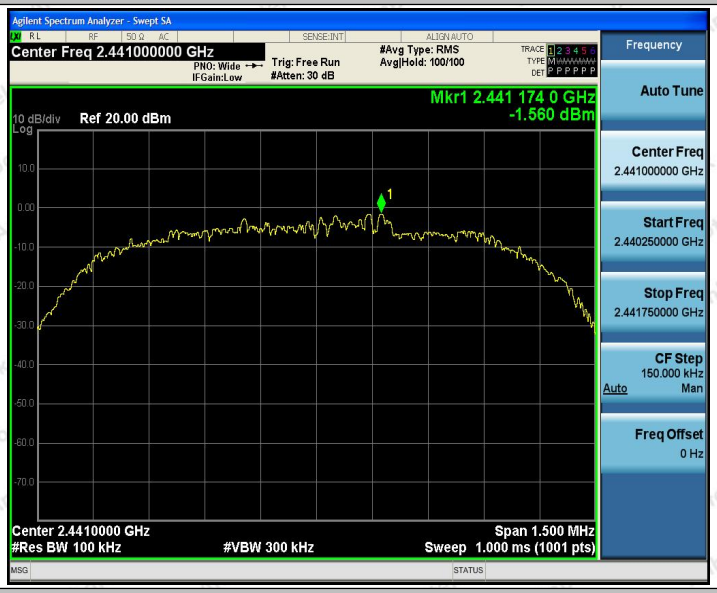

3DH5_Ant1_2441_30~1000

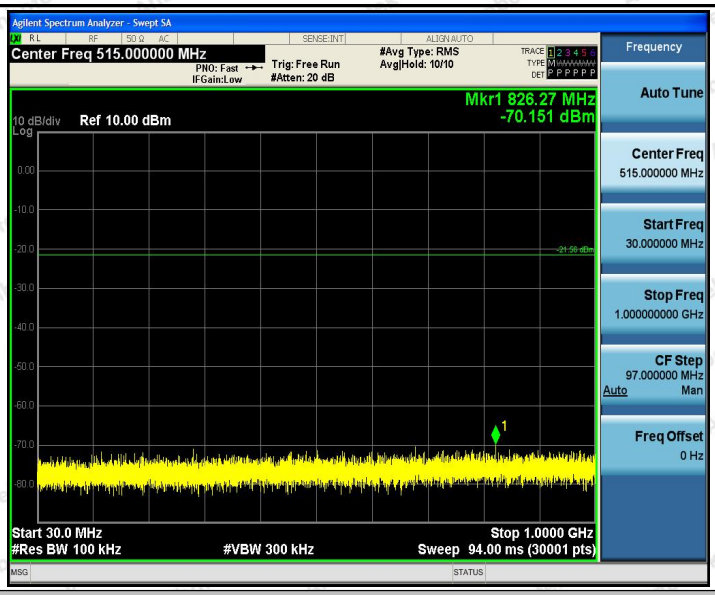

3DH5_Ant1_2441_1000~26500

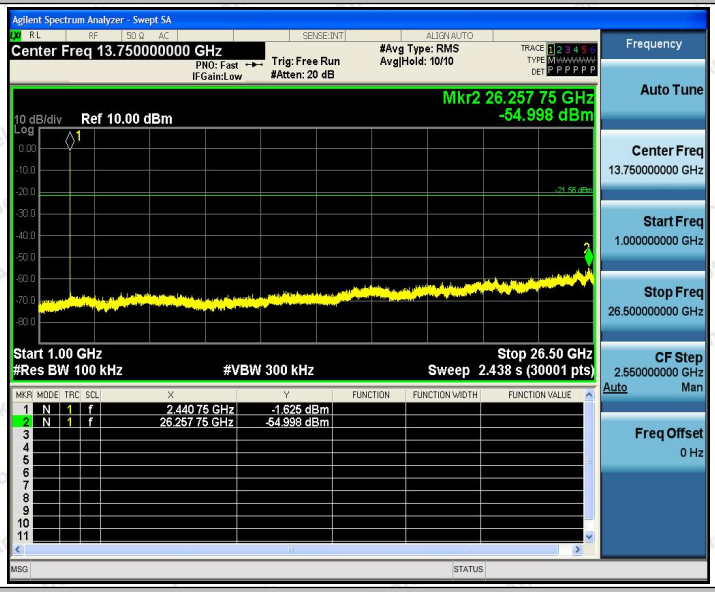

3DH5_Ant1_2480_0~Reference

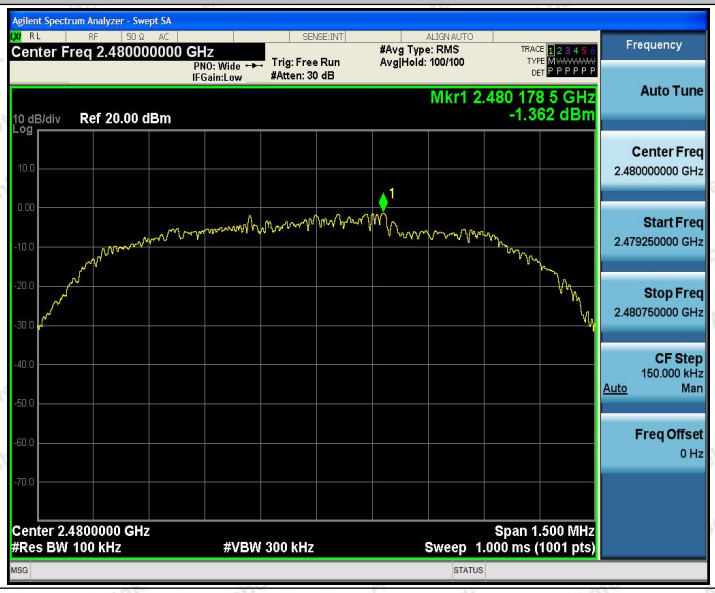

3DH5_Ant1_2480_30~1000

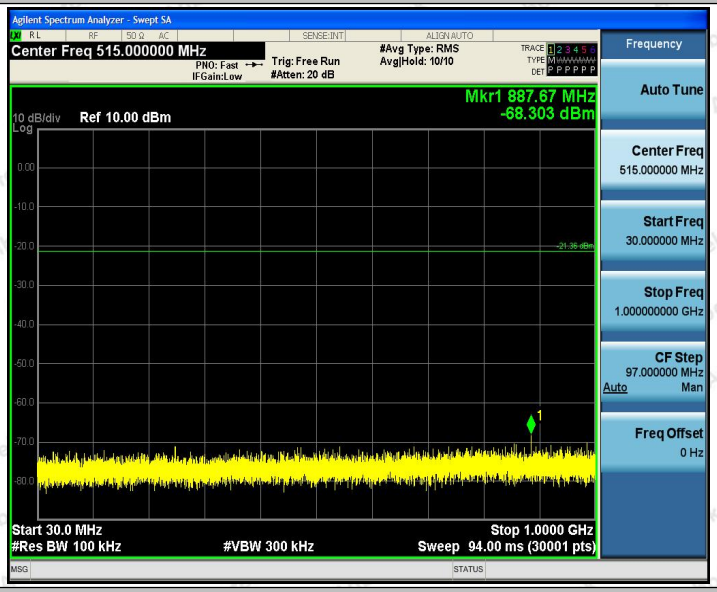

3DH5_Ant1_2480_1000~26500

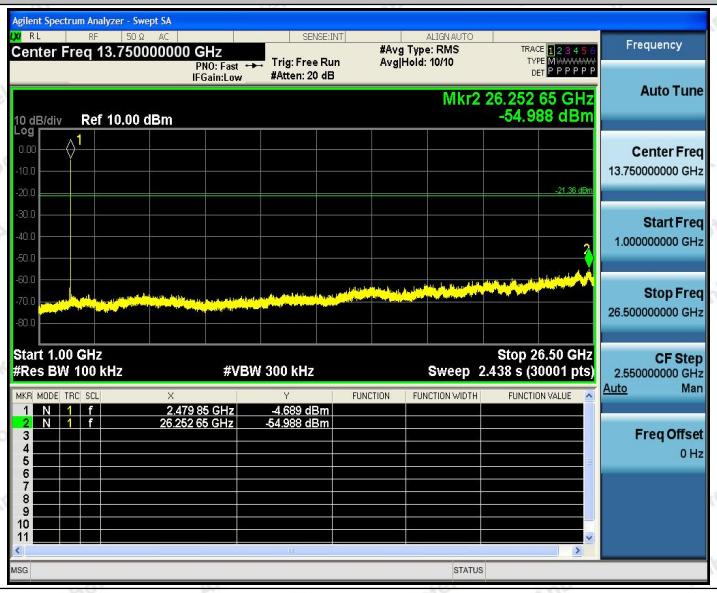

Appendix I: Duty Cycle

Test Result

TestMode	Antenna	Channel	ON Time [ms]	Period [ms]	X	DC [%]	xFactor	Limit	Verdict
DH5	Ant1	2402	2.87	3.75	0.7653	76.53	1.16	---	PASS
2DH5	Ant1	2402	2.89	3.75	0.7707	77.07	1.13	---	PASS
3DH5	Ant1	2402	2.89	3.75	0.7707	77.07	1.13	---	PASS

Test Graphs

DH5_Ant1_2402

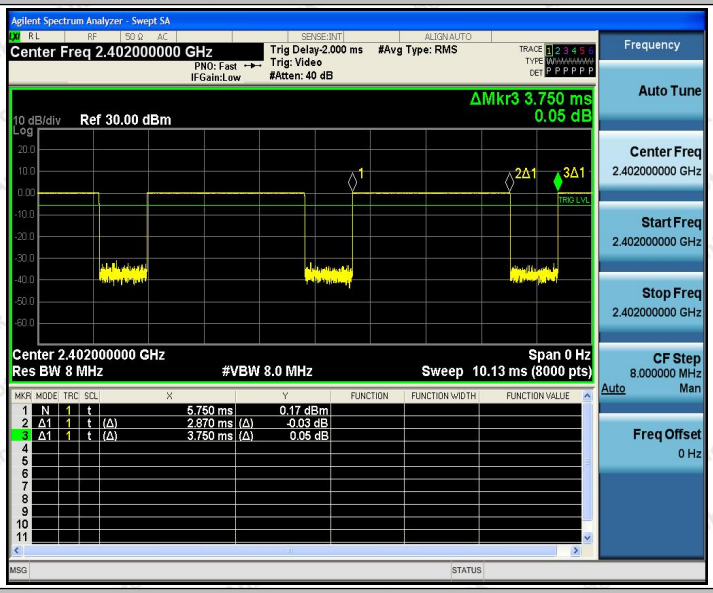

2DH5_Ant1_2402

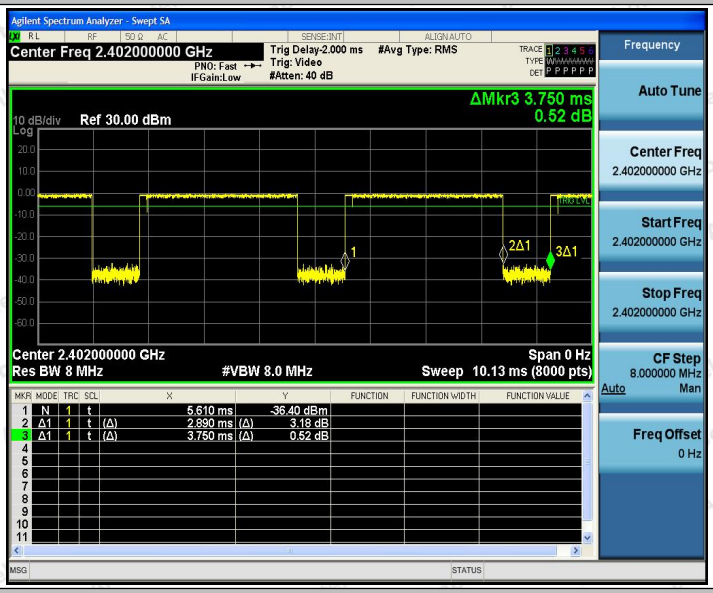

3DH5_Ant1_2402

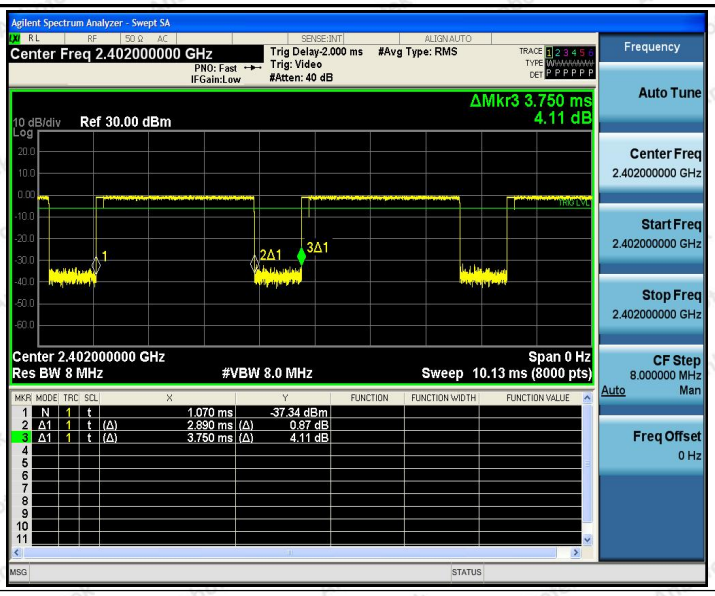
Agilent Spectrum Analyzer - Swept SA
Center Freq 2.402000000 GHz
PNO: Fast
IFGain:Low
Trig Delay-2.000 ms
Trig: Video
#Atten: 40 dB
#Avg Type: RMS
ΔMkr3 3.750 ms
4.11 dB
10 dB/div
Ref 30.00 dBm
Log
Center 2.402000000 GHz
Res BW 8 MHz
#VBW 8.0 MHz
Span 0 Hz
Sweep 10.13 ms (8000 pts)
1 N 1 t 1.070 ms -37.34 dBm
2 Δ1 1 t (Δ) 2.890 ms (Δ) 0.87 dB
3 Δ1 1 t (Δ) 3.750 ms (Δ) 4.11 dB
Frequency
Auto Tune
Center Freq
2.402000000 GHz
Start Freq
2.402000000 GHz
Stop Freq
2.402000000 GHz
CF Step
8.000000 MHz
Auto Man
Freq Offset
0 Hz

---End---