Antenna Report

1、basic information

1.1 test philosophy

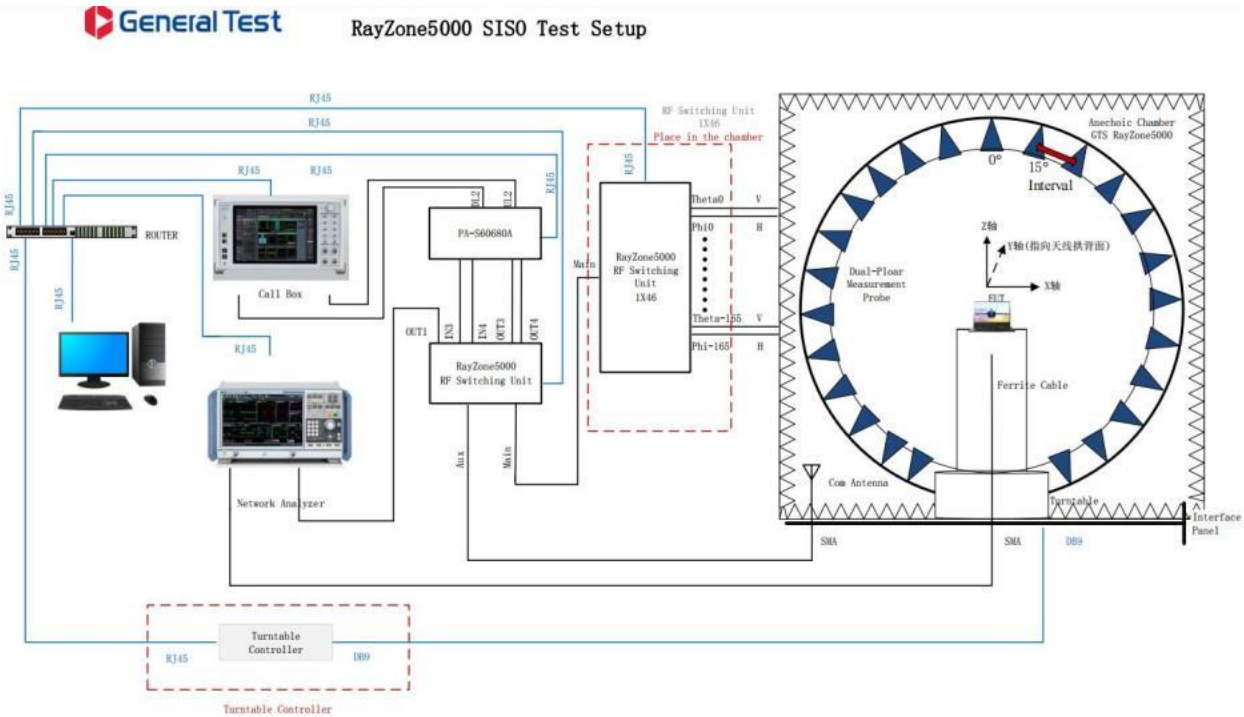

1.2 test equipment

Name	Model	equipment number	manufacture	calibration date	Next calibration
OTA test system	RayZone-5000	RFI-LAB-RF-D00	GTS	2021.3.22	2023.3.21
network analyzer	E5071C	RFI-LAB-RF-C02	KEYSIGHT	2022.5.13	2023.5.12
network analyzer	E5071C	RFI-LAB-RF-D01	KEYSIGHT	2022.5.13	2023.5.12

1.3 testing environment

environment temperature	23.7℃
relative humidity	58%RH
atmospheric pressure	100.14kPa

2.Sample drawing

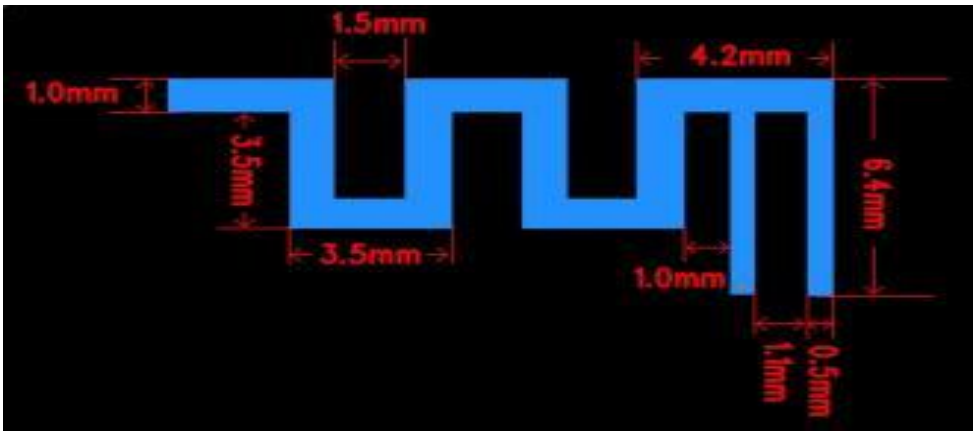

3.Sample layout diagram

front view

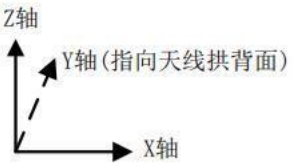

3.test result

3.1检测依据

Object name	name of parameter	public string function name	standard number
Mobile communication antenna	radiation pattern	General technical specification for mobile communication antennas	GB/T 9410-2008
	antenna gain		
	voltage standing wave ratio		
	Roundness of the directional graph		
Antenna	Gain and directivity	IEEE Standard procedure for antenna testing	ANSI/IEEE Std 149-1979
	radiant efficiency		
	impedance		

3.2Test uncertainty

the calculation of Uncertainty is based on the "Guide to the Expression of Uncertainty in Measurement" (GUM) published by ISO, which uses K=2 inclusion factor and 95% confidence level to represent extended uncertainty.

Item	uncertainty
SWR	±0.3
Gain, efficiency	±0.72dB

3.3test data

3.3.1Network analyzer test

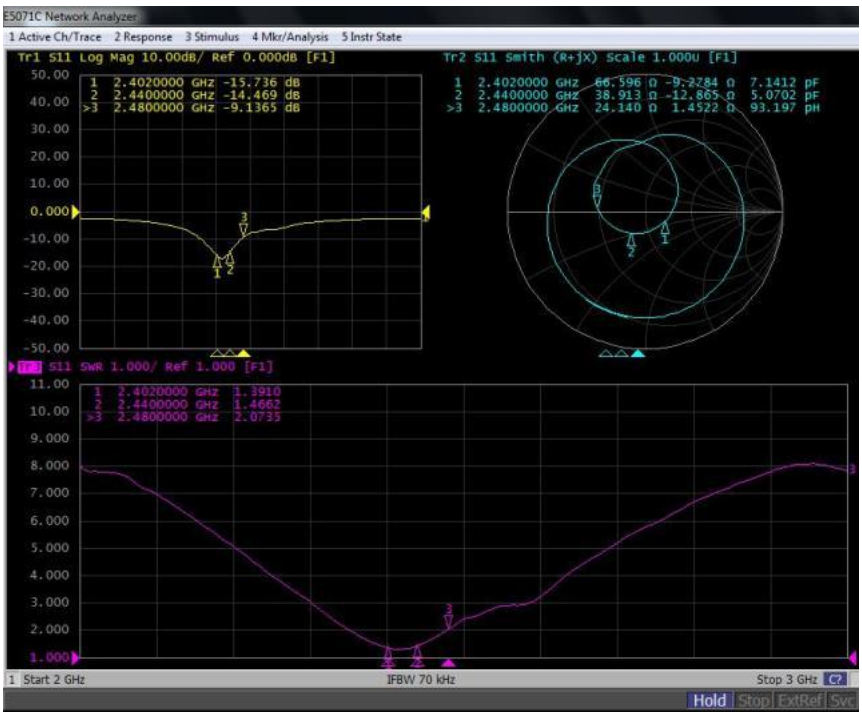

3.3.2 SWR

Frq/MHz	2402	2440	2480
SWR	1.3910	1.4662	2.0735

3.3.3 Gain and efficiency

Frq/MHz	2402	2410	2420	2430	2440	2450	2460	2470	2480
Gain/dBi	2.85	2.88	2.79	2.77	2.69	2.52	2.46	2.41	2.03
efficiency/%	44.98	45.34	44.93	45.74	46.00	45.14	45.56	44.49	40.81

3.3.4Roundness of the directional graph

Frq/MHz	2402	2410	2420	2430	2440	2450	2460	2470	2480
H Theta=90/dB	14.22	14.43	14.31	13.68	13.38	13.30	13.18	13.31	13.58

3.3.5 directional diagram

(1) X-Z面(单位：dBi)：

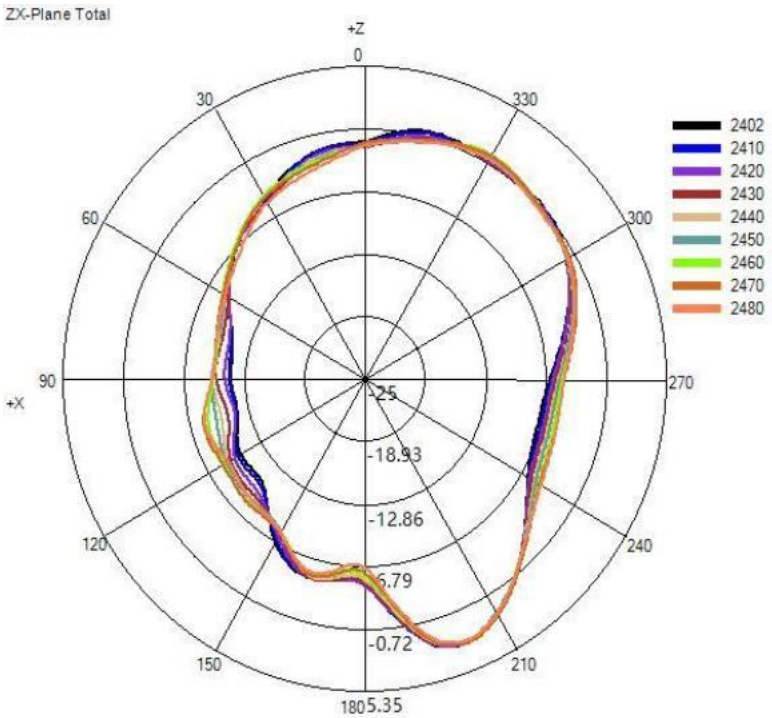

(2) Y-Z面(单位：dBi)：

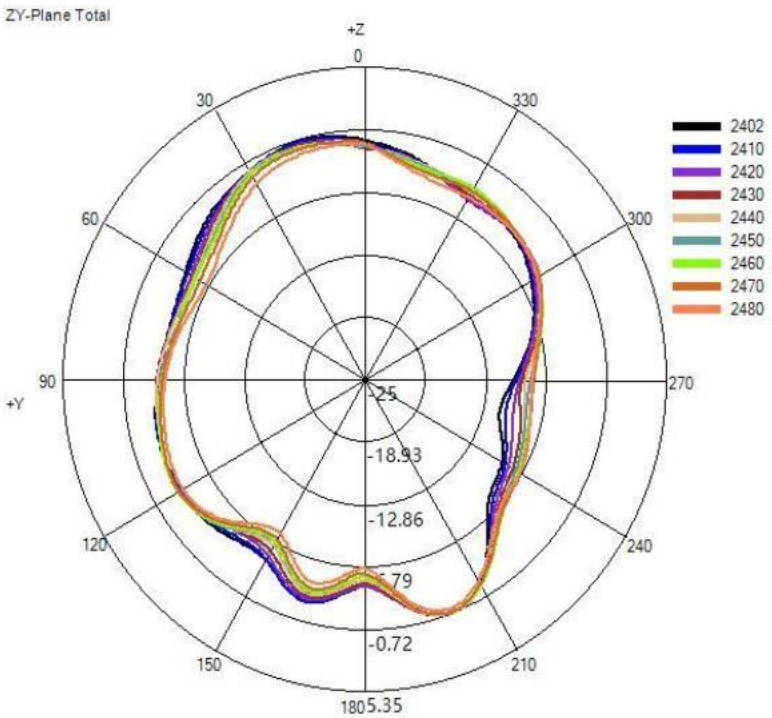

(3) X-Y面(单位：dBi)：

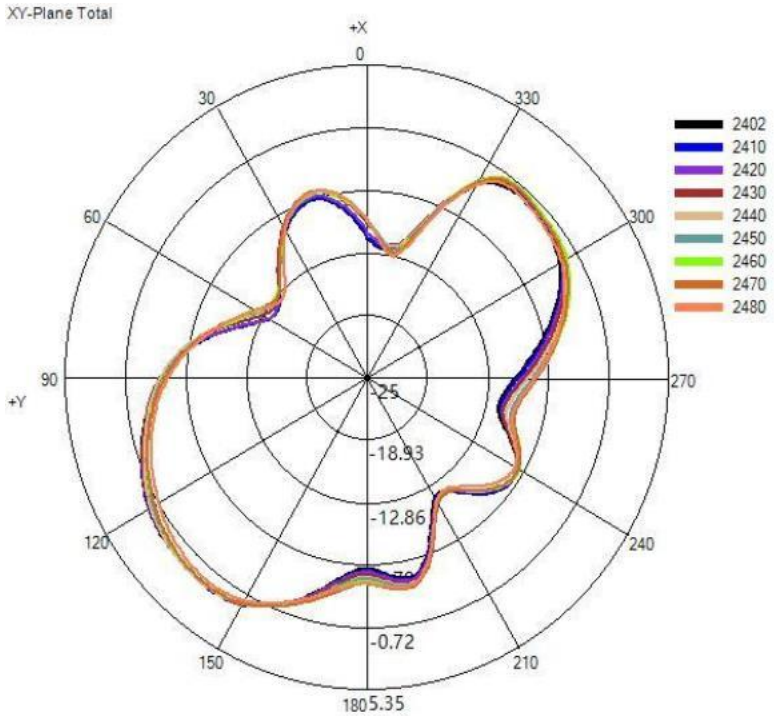

(4) 2410MHz的 3D方向图(单位：dBi)：

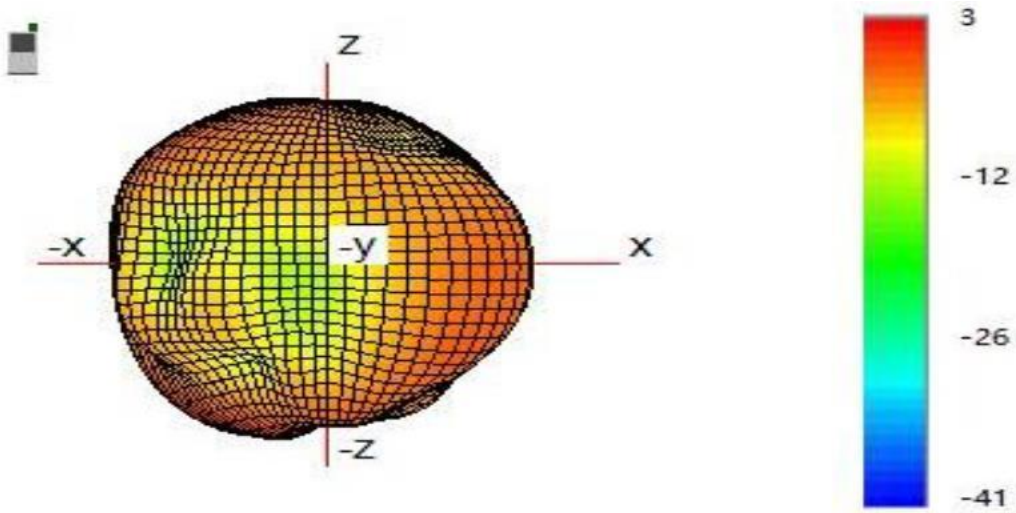

----------结束----------

（以下内容空白）