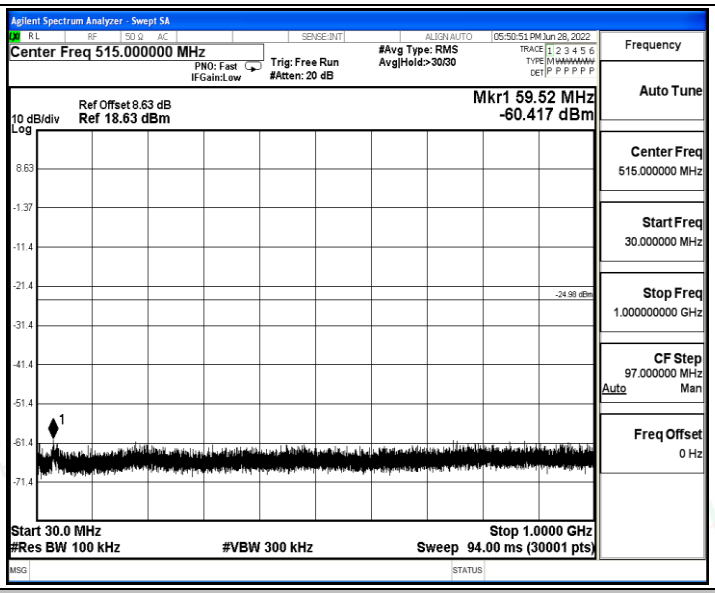

11N20SISO_Ant1_2437_1000~26500

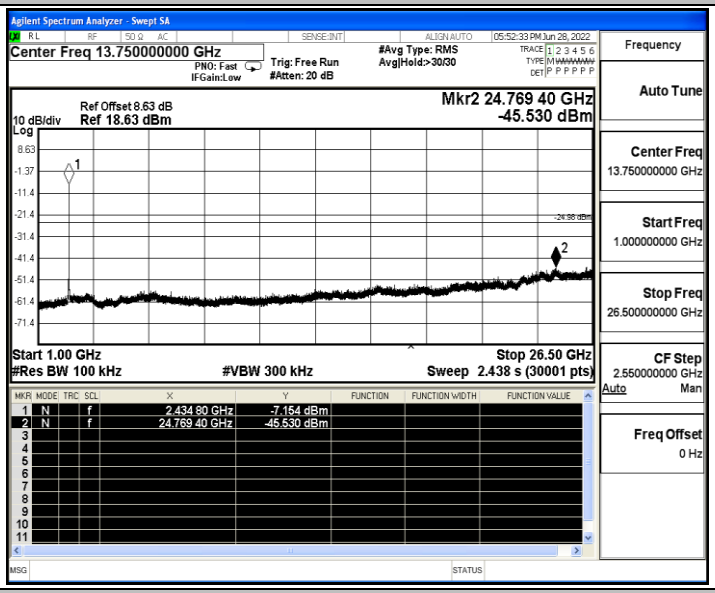

11N20SISO_Ant1_2462_0~Reference

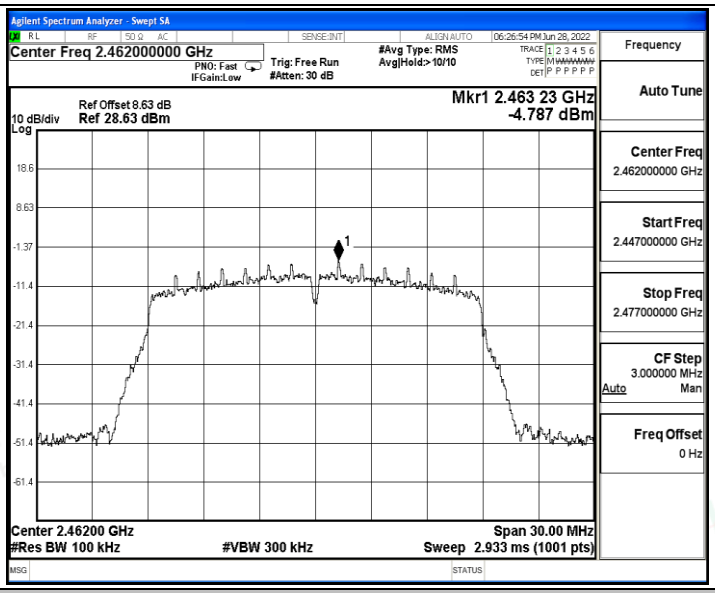

11N20SISO_Ant1_2462_30~1000

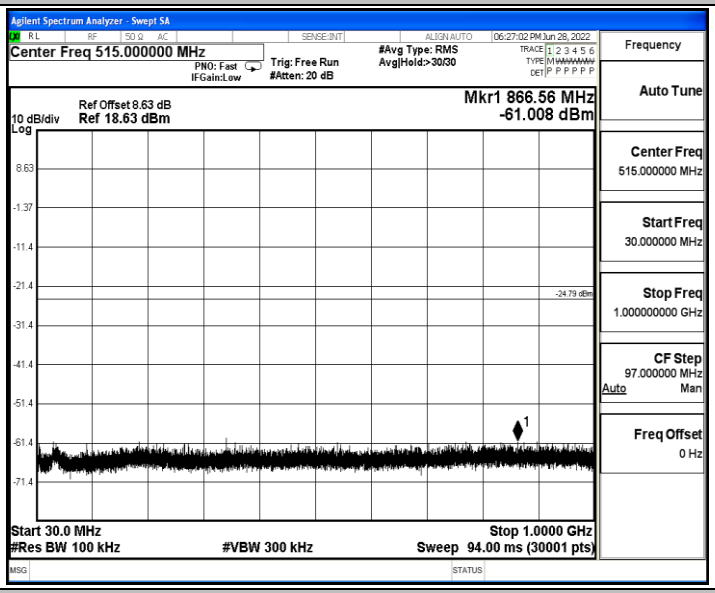

11N20SISO_Ant1_2462_1000~26500

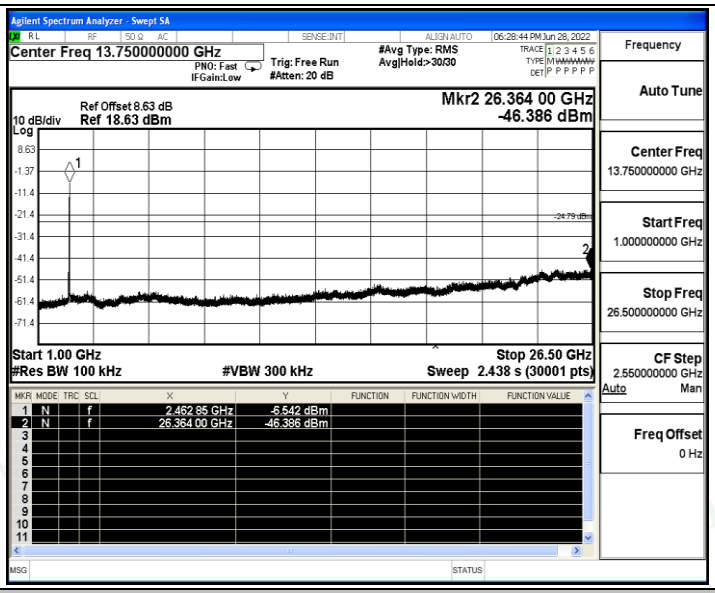

11N40SISO_Ant1_2422_0~Reference

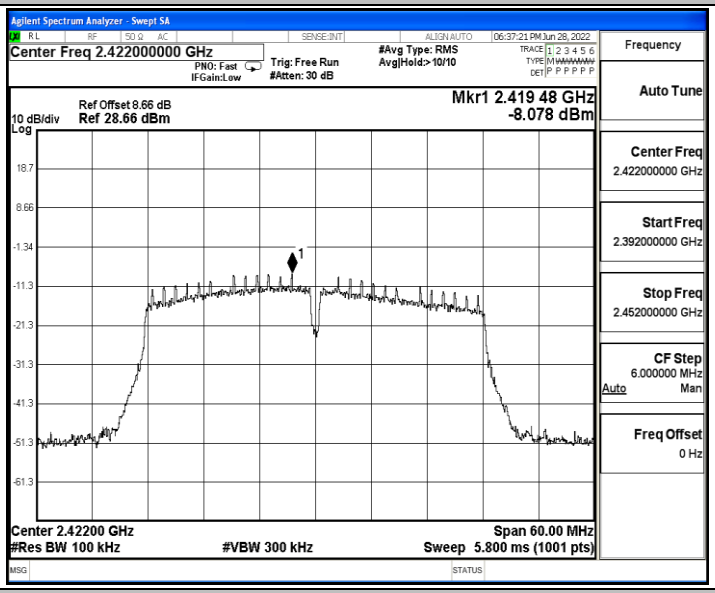

11N40SISO_Ant1_2422_30~1000

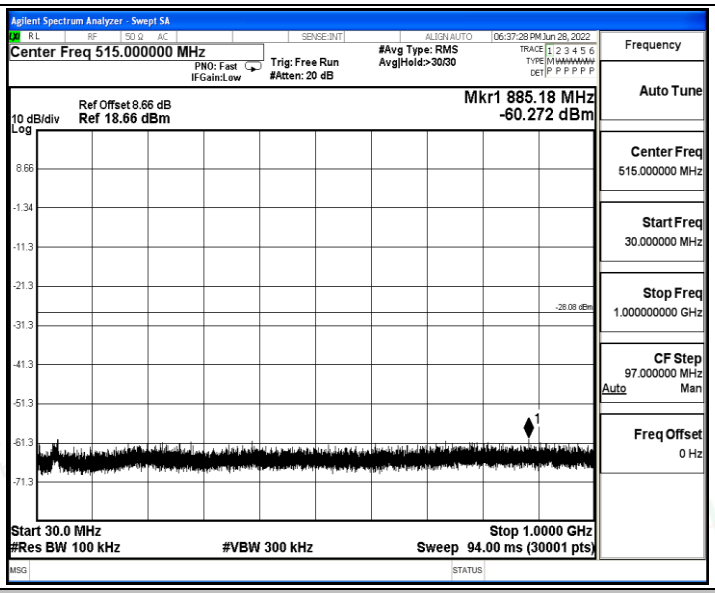

11N40SISO_Ant1_2422_1000~26500

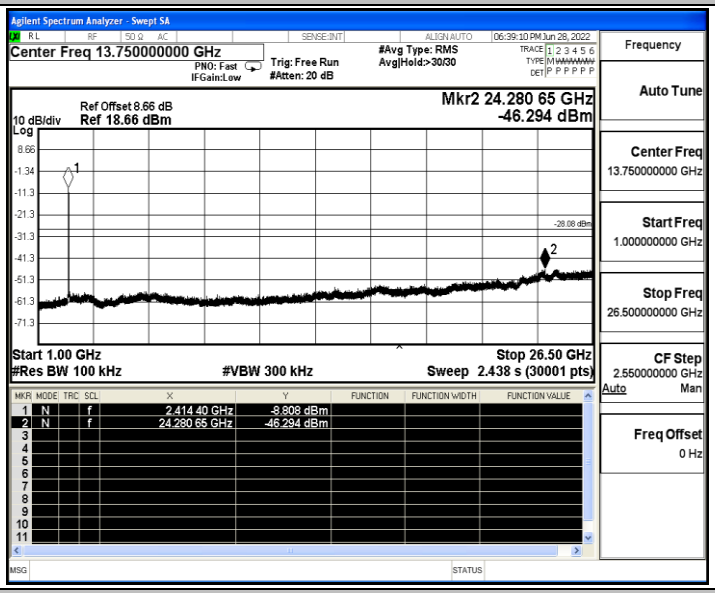

11N40SISO_Ant1_2437_0~Reference

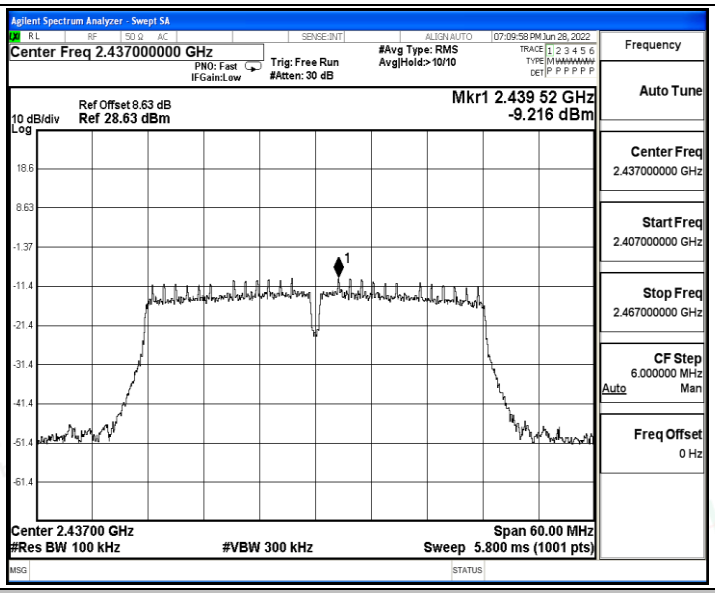

11N40SISO_Ant1_2437_30~1000

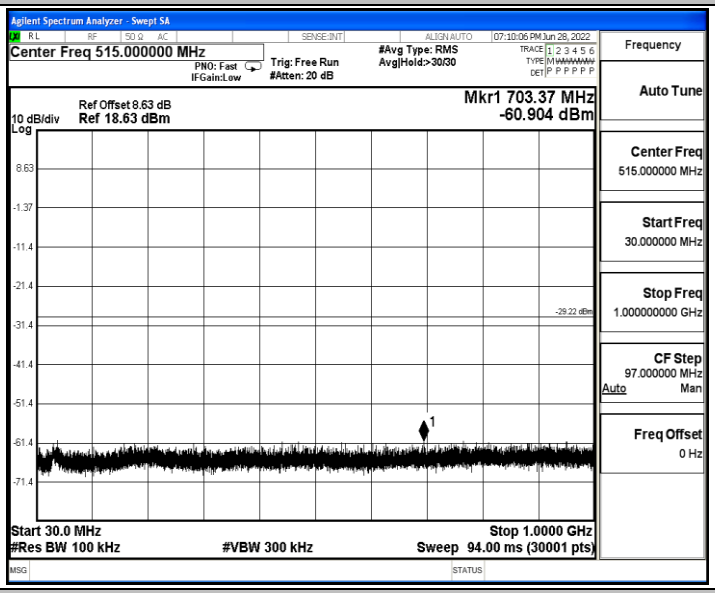

11N40SISO_Ant1_2437_1000~26500

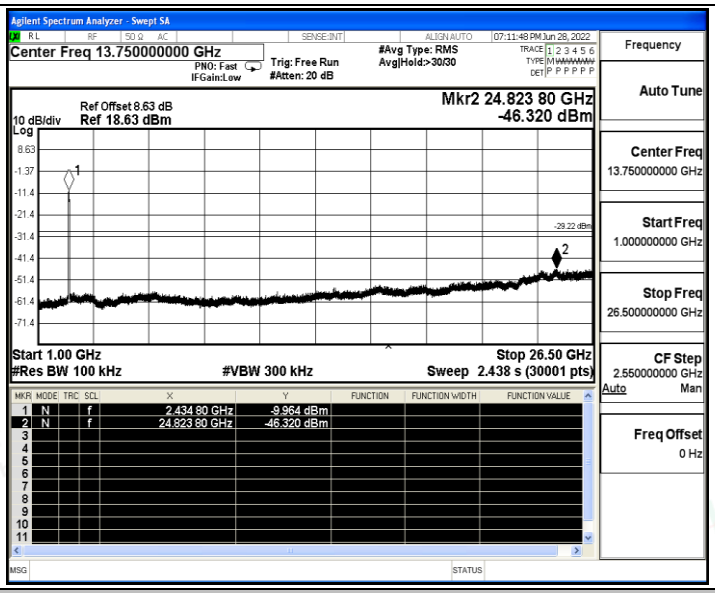

11N40SISO_Ant1_2452_0~Reference

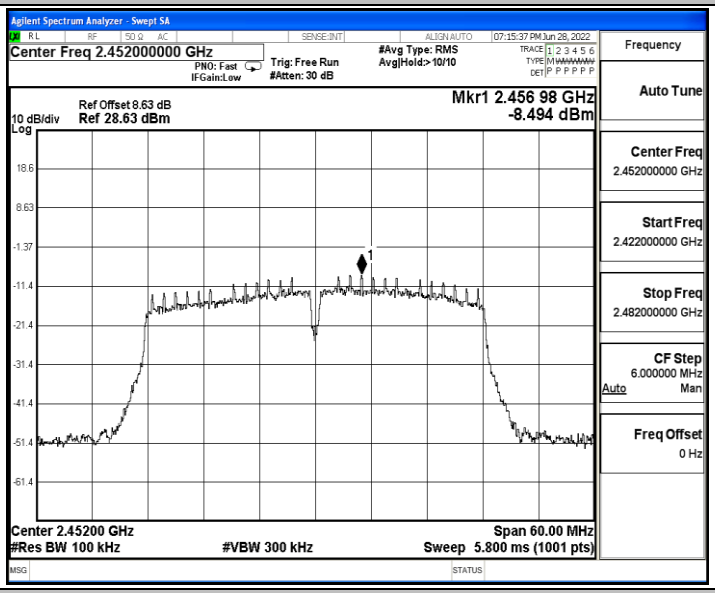

11N40SISO_Ant1_2452_30~1000

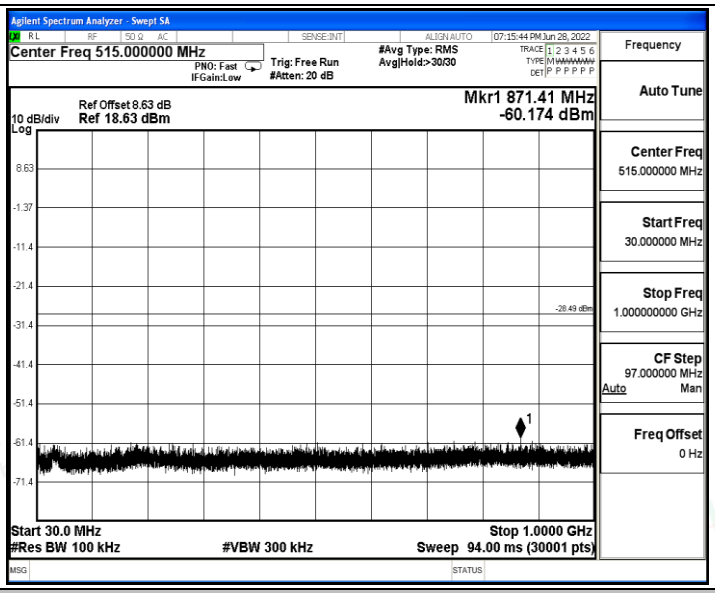

11N40SISO_Ant1_2452_1000~26500

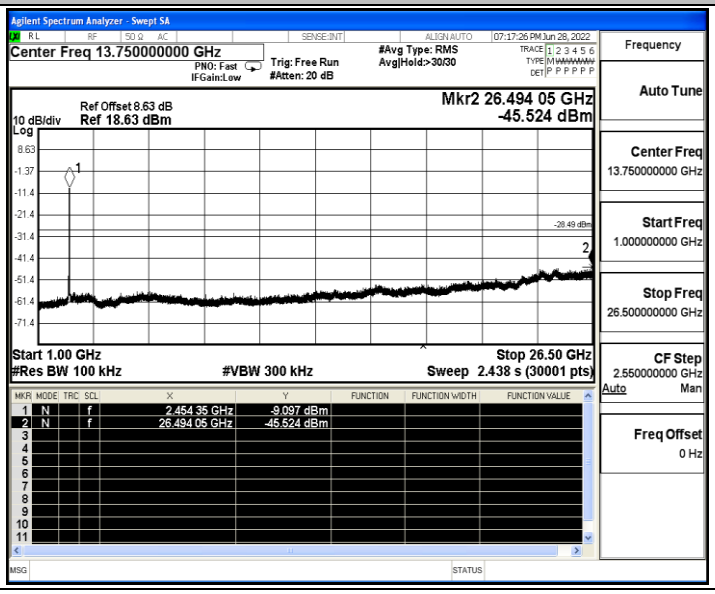

A.6 Duty Cycle

Test Result

TestMode	Antenna	Channel	Transmission Duration [ms]	Transmission Period [ms]	Duty Cycle [%]	Factor	1/T
11B	Ant1	2412	8.38	8.42	99.52	0.02	0.12
		2437	8.39	8.42	99.64	0.02	0.12
		2462	8.39	8.42	99.64	0.02	0.12
11G	Ant1	2412	1.39	1.44	96.53	0.15	0.72
		2437	1.40	1.44	97.22	0.12	0.71
		2462	1.39	1.44	96.53	0.15	0.72
11N20SISO	Ant1	2412	1.30	1.34	97.01	0.13	0.77
		2437	1.30	1.34	97.01	0.13	0.77
		2462	1.30	1.34	97.01	0.13	0.77
11N40SISO	Ant1	2422	0.65	0.70	92.86	0.32	1.54
		2437	0.64	0.69	92.75	0.33	1.56
		2452	0.64	0.69	92.75	0.33	1.56

Test Graphs

11B_Ant1_2412

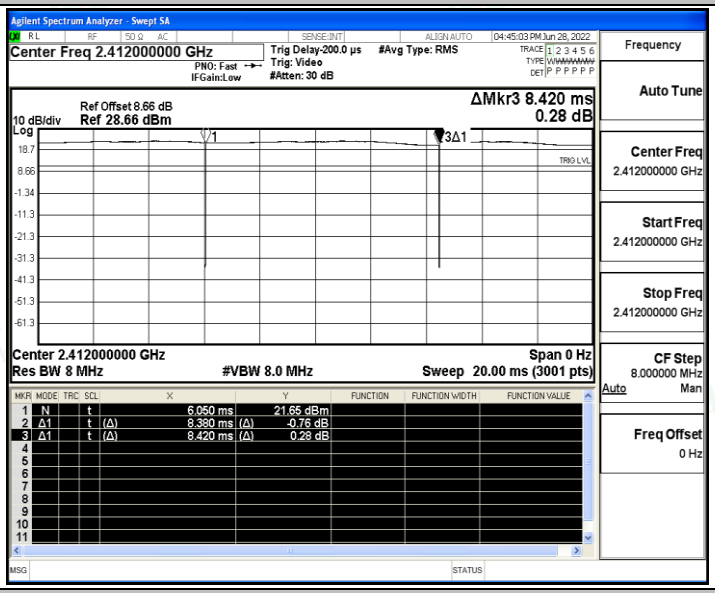

11B_Ant1_2437

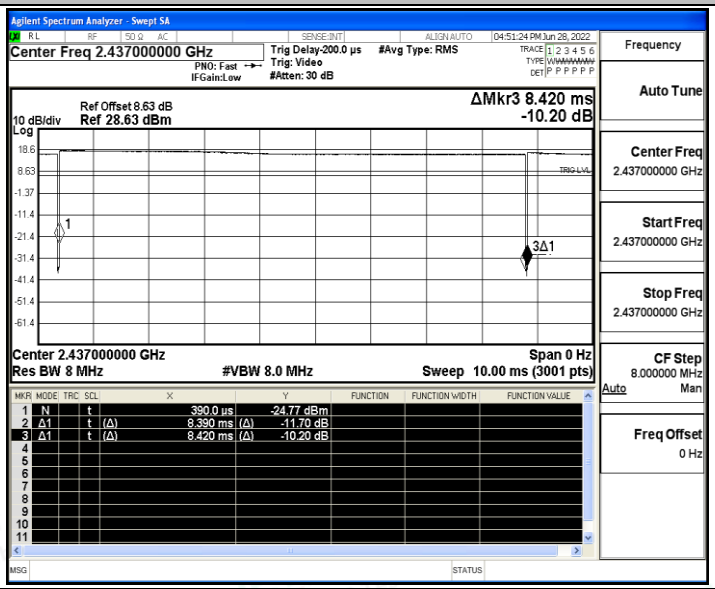

11B_Ant1_2462

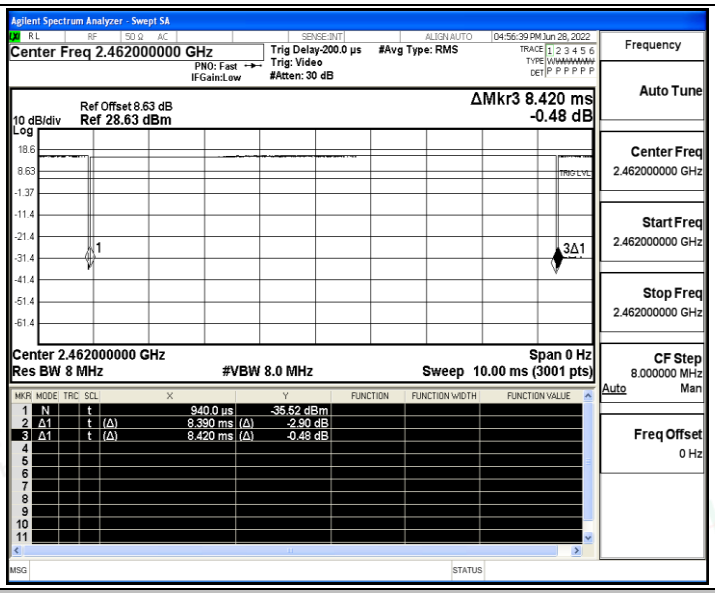

11G_Ant1_2412

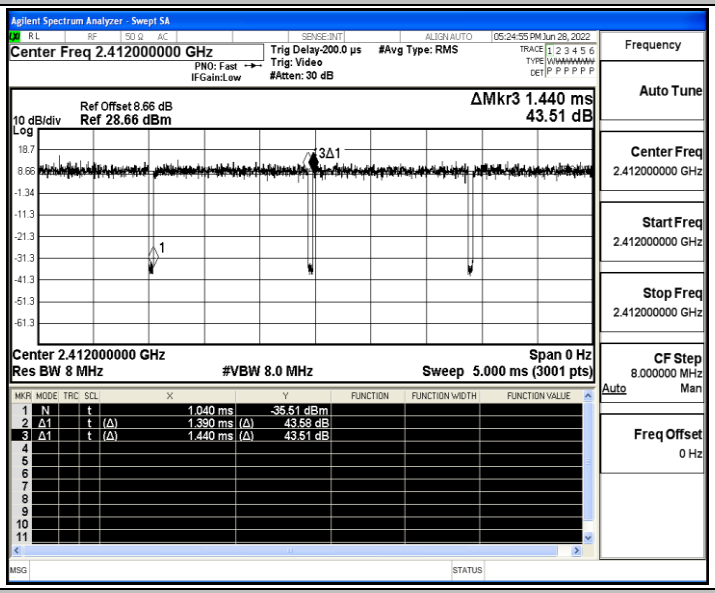

11G_Ant1_2437

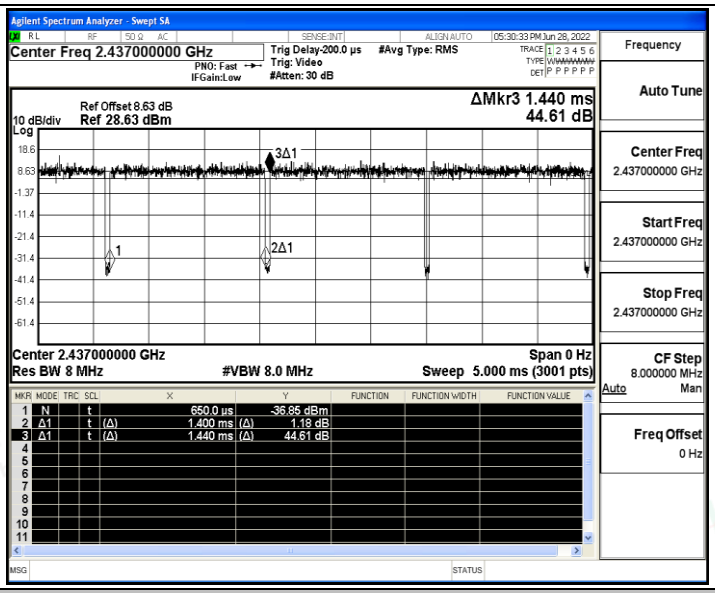

11G_Ant1_2462

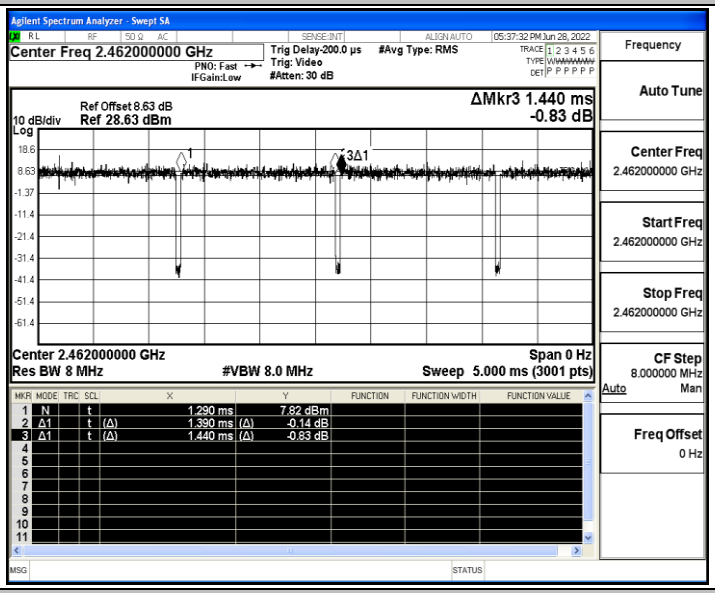

11N20SISO_Ant1_2412

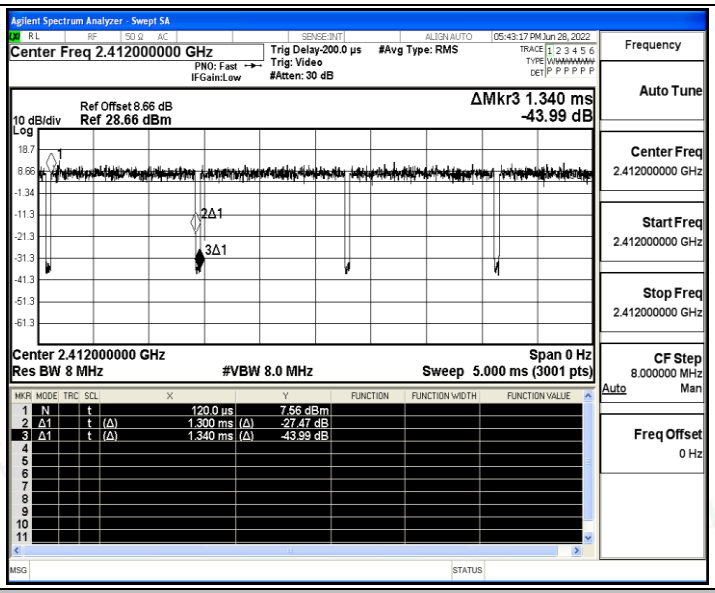

11N20SISO_Ant1_2437

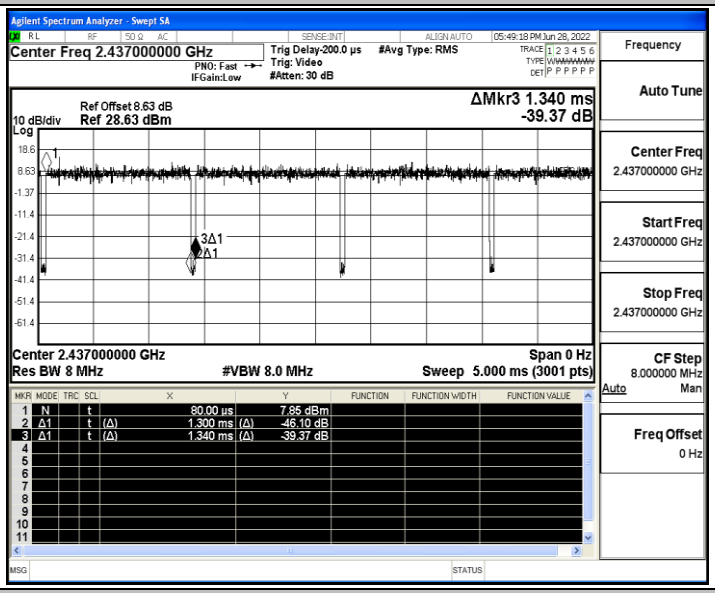

11N20SISO_Ant1_2462

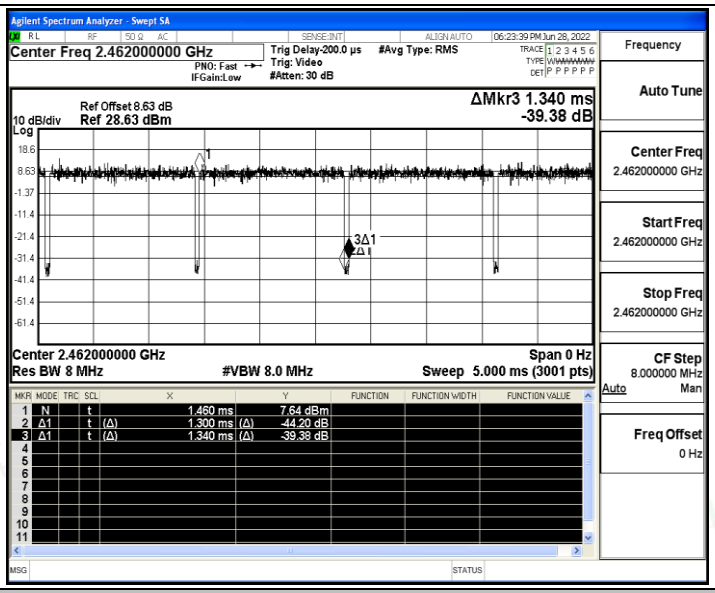

11N40SISO_Ant1_2422

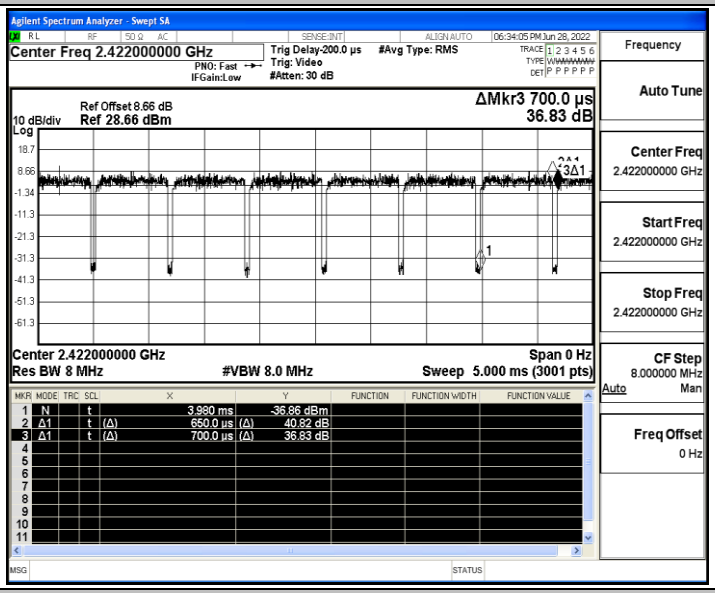

11N40SISO_Ant1_2437

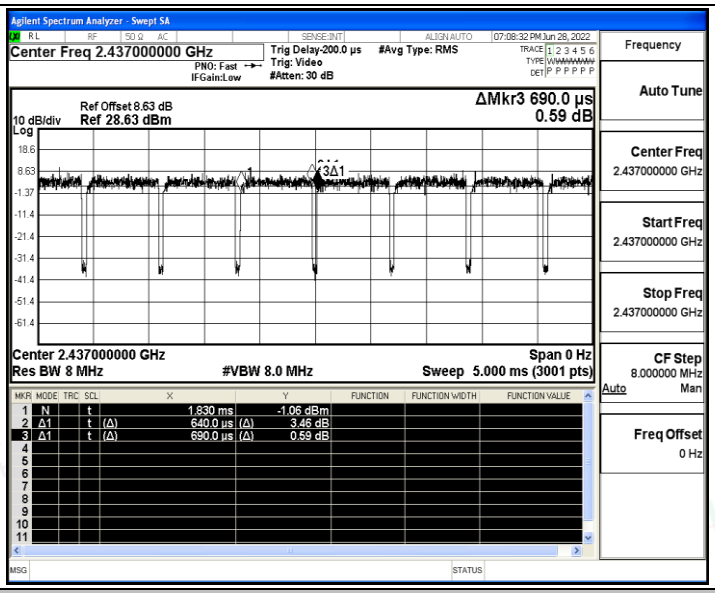

11N40SISO_Ant1_2452

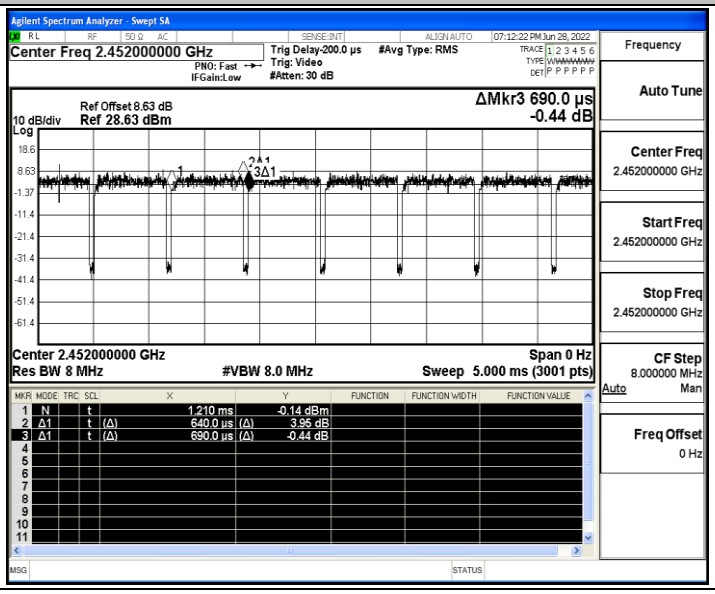

A.7 Emissions in Restricted Bands

Test Result

TestMode	Antenna	ChName	Channel	Detector	Freq. [MHz]	Result [dBm]	Limit [dBm]	Result [dBuV/m]	Limit [dBuV/m]	Verdict
11B	Ant1	Low	2412	AV	2310.000	-58.62	≤-41.20	36.58	≤54	PASS
				AV	2389.570	-56.62	≤-41.20	38.58	≤54	PASS
				AV	2390.000	-56.66	≤-41.20	38.54	≤54	PASS
				Peak	2310.000	-47.85	≤-21.20	47.35	≤74	PASS
				Peak	2388.140	-45.13	≤-21.20	50.07	≤74	PASS
				Peak	2390.000	-45.68	≤-21.20	49.52	≤74	PASS
		High	2462	AV	2483.500	-55.85	≤-41.20	39.35	≤54	PASS
				AV	2485.430	-55.73	≤-41.20	39.47	≤54	PASS
				AV	2500.000	-57.71	≤-41.20	37.49	≤54	PASS
				Peak	2483.500	-44.95	≤-21.20	50.25	≤74	PASS
				Peak	2487.740	-44.08	≤-21.20	51.12	≤74	PASS
				Peak	2500.000	-47.17	≤-21.20	48.03	≤74	PASS
11G	Ant1	Low	2412	AV	2310.000	-58.33	≤-41.20	36.87	≤54	PASS
				AV	2389.830	-55.79	≤-41.20	39.41	≤54	PASS
				AV	2390.000	-55.9	≤-41.20	39.30	≤54	PASS
				Peak	2310.000	-48.29	≤-21.20	46.91	≤74	PASS
				Peak	2389.960	-44.76	≤-21.20	50.44	≤74	PASS
				Peak	2390.000	-44.76	≤-21.20	50.44	≤74	PASS
		High	2462	AV	2483.500	-55.44	≤-41.20	39.76	≤54	PASS
				AV	2483.780	-55.35	≤-41.20	39.85	≤54	PASS
				AV	2500.000	-57.26	≤-41.20	37.94	≤54	PASS
				Peak	2483.500	-45.48	≤-21.20	49.72	≤74	PASS
				Peak	2485.650	-44.44	≤-21.20	50.76	≤74	PASS
				Peak	2500.000	-47.68	≤-21.20	47.52	≤74	PASS
11N20SISO	Ant1	Low	2412	AV	2310.000	-58.19	≤-41.20	37.01	≤54	PASS
				AV	2389.830	-56.32	≤-41.20	38.88	≤54	PASS
				AV	2390.000	-56.37	≤-41.20	38.83	≤54	PASS
				Peak	2310.000	-48.25	≤-21.20	46.95	≤74	PASS
				Peak	2388.530	-45.2	≤-21.20	50.00	≤74	PASS
				Peak	2390.000	-46.23	≤-21.20	48.97	≤74	PASS
		High	2462	AV	2483.500	-55.46	≤-41.20	39.74	≤54	PASS
				AV	2484.110	-55.29	≤-41.20	39.91	≤54	PASS
				AV	2500.000	-57.39	≤-41.20	37.81	≤54	PASS
				Peak	2483.500	-44.96	≤-21.20	50.24	≤74	PASS
				Peak	2484.440	-44.14	≤-21.20	51.06	≤74	PASS
				Peak	2500.000	-46.33	≤-21.20	48.87	≤74	PASS

11N40SISO	Ant1	Low	2422	AV	2310.000	-58.01	≤-41.20	37.19	≤54	PASS
				AV	2389.570	-55.41	≤-41.20	39.79	≤54	PASS
				AV	2390.000	-55.51	≤-41.20	39.69	≤54	PASS
				Peak	2310.000	-48.4	≤-21.20	46.80	≤74	PASS
				Peak	2389.050	-42.03	≤-21.20	53.17	≤74	PASS
				Peak	2390.000	-43.32	≤-21.20	51.88	≤74	PASS
		High	2452	AV	2483.500	-53.66	≤-41.20	41.54	≤54	PASS
				AV	2484.440	-53.79	≤-41.20	41.41	≤54	PASS
				AV	2500.000	-57.06	≤-41.20	38.14	≤54	PASS
				Peak	2483.500	-42.86	≤-21.20	52.34	≤74	PASS
				Peak	2484.220	-41.91	≤-21.20	53.29	≤74	PASS
				Peak	2500.000	-46.81	≤-21.20	48.39	≤74	PASS

Note：

1. The Antenna Gain is compensated in the graph.
2. The limit in dBm for average detector is conversion from 54dBuV/m, according to 15.209(a). The limit in dBm for peak detector is 20dB above the limit of average detector in dBm.

Test Graphs

11B_Ant1_Low_2412_AV

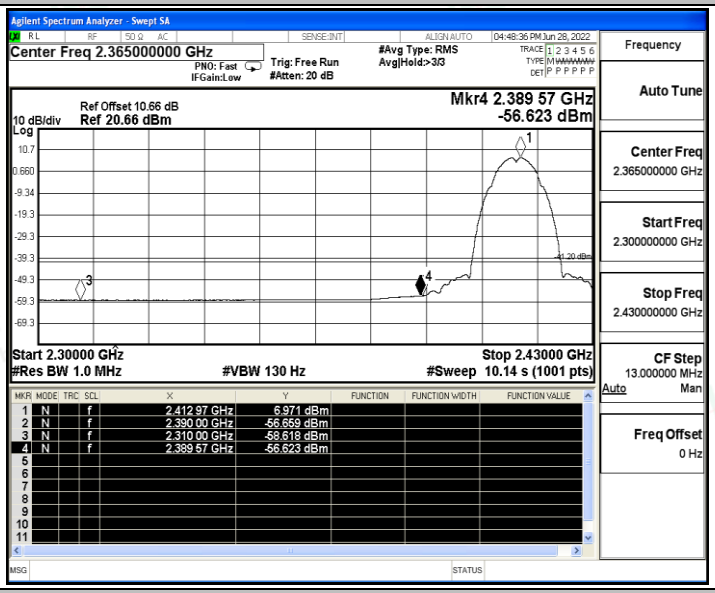

11B_Ant1_Low_2412_Peak

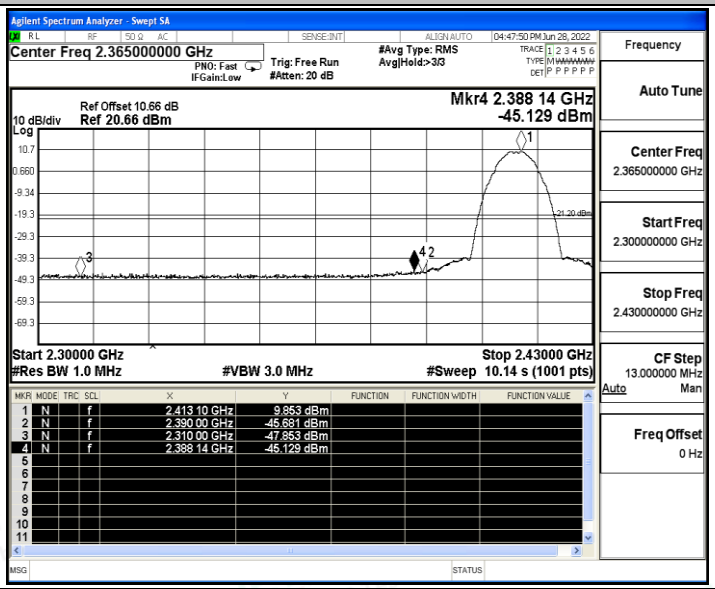

11B_Ant1_High_2462_AV

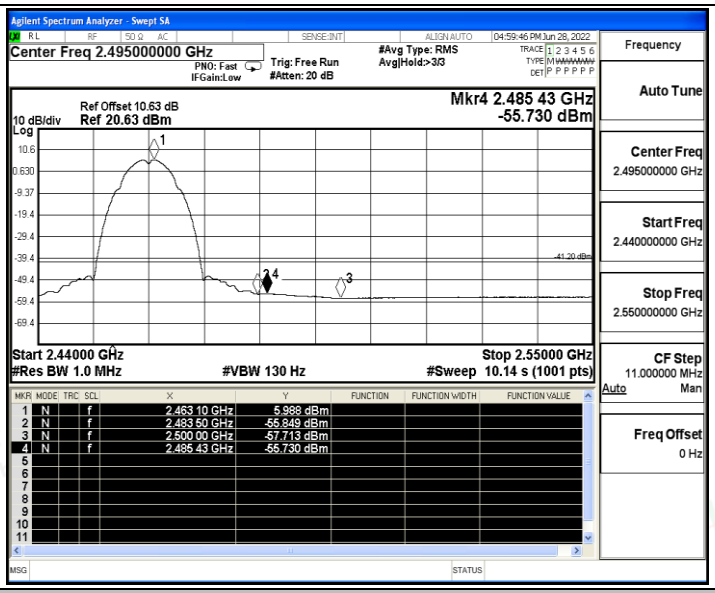

11B_Ant1_High_2462_Peak

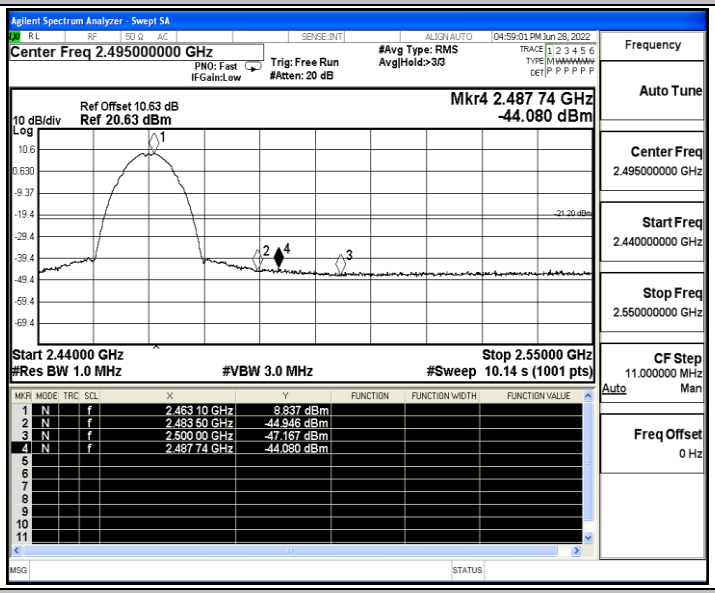

11G_Ant1_Low_2412_AV

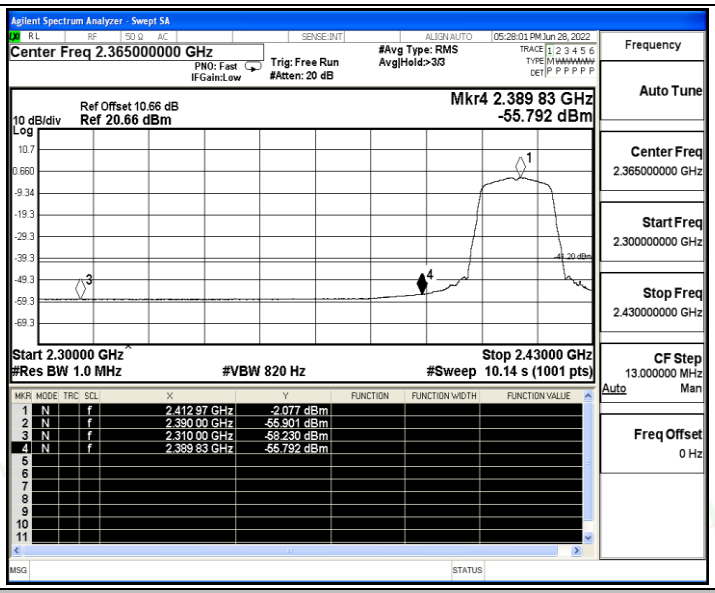

11G_Ant1_Low_2412_Peak

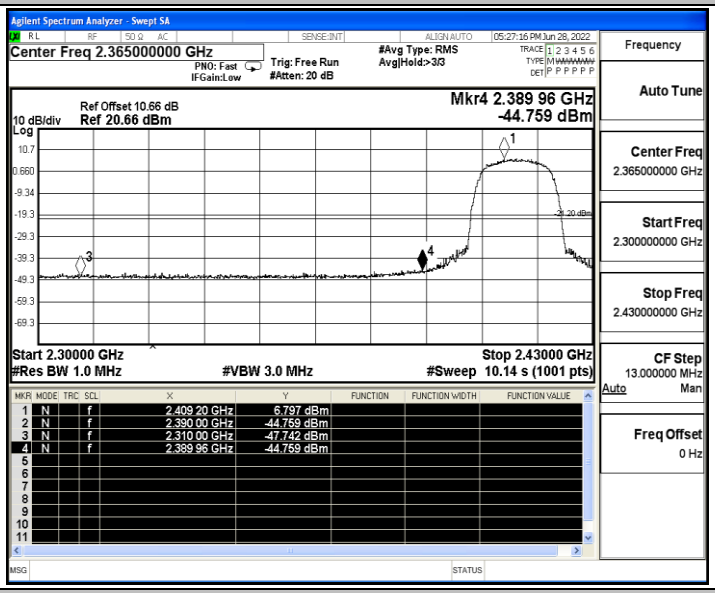

11G_Ant1_High_2462_AV

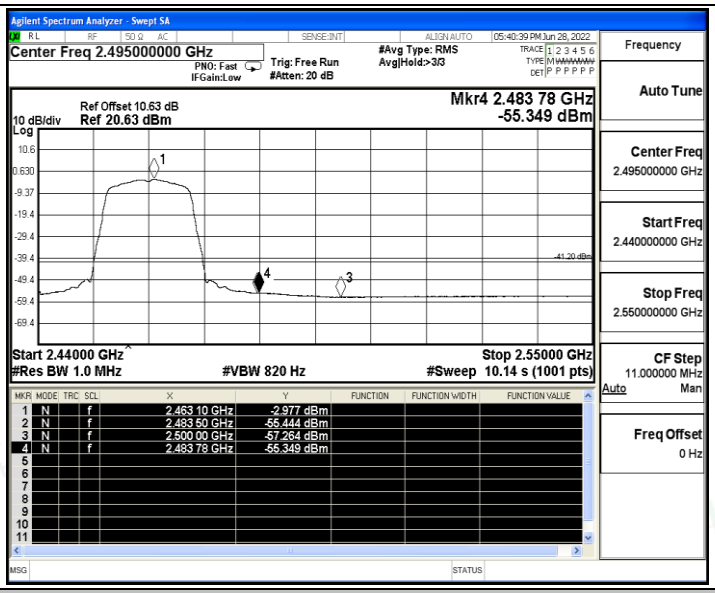

11G_Ant1_High_2462_Peak

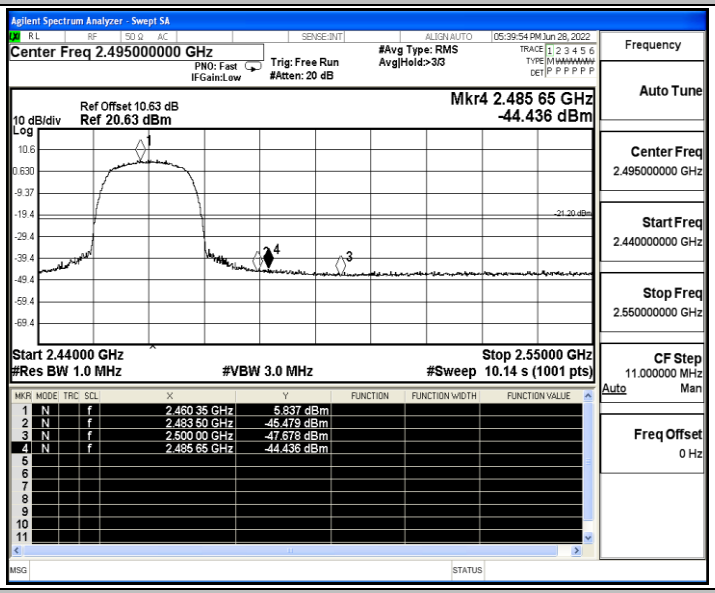

11N20SISO_Ant1_Low_2412_AV

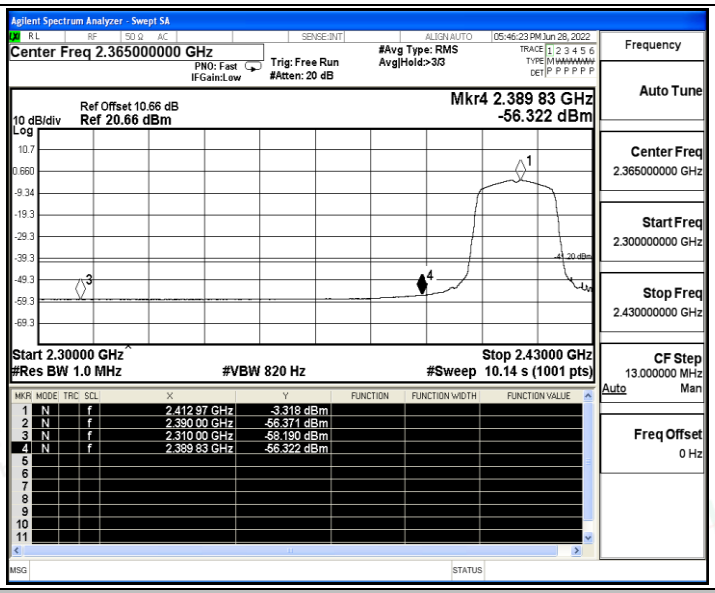

11N20SISO_Ant1_Low_2412_Peak

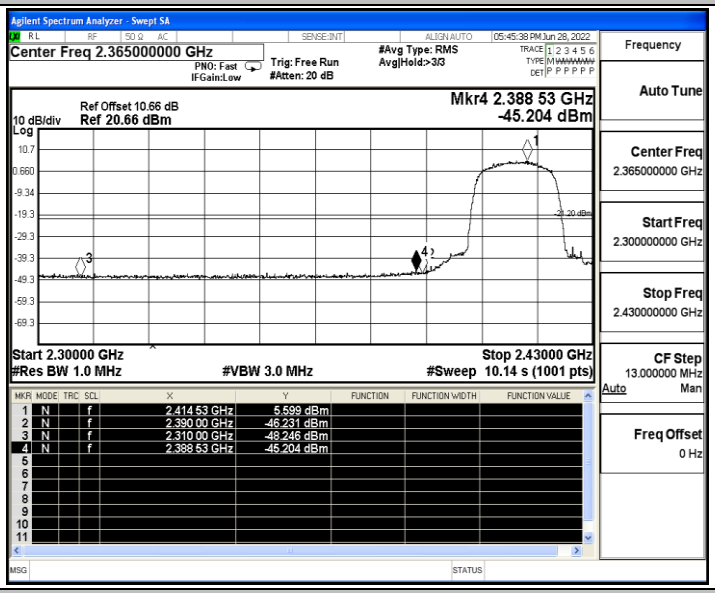

11N20SISO_Ant1_High_2462_AV

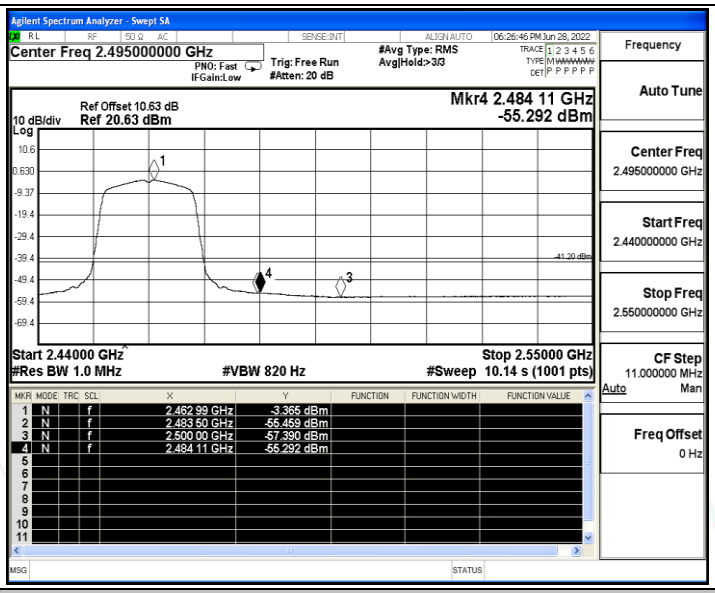

11N20SISO_Ant1_High_2462_Peak

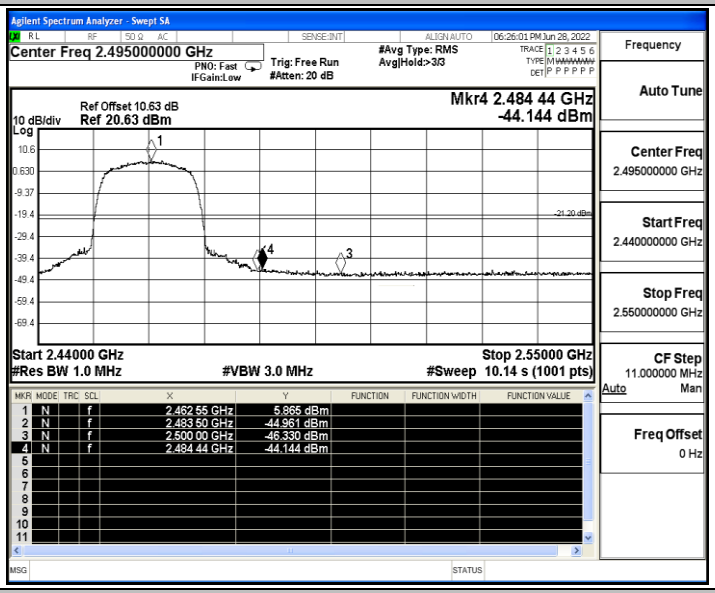

11N40SISO_Ant1_Low_2422_AV

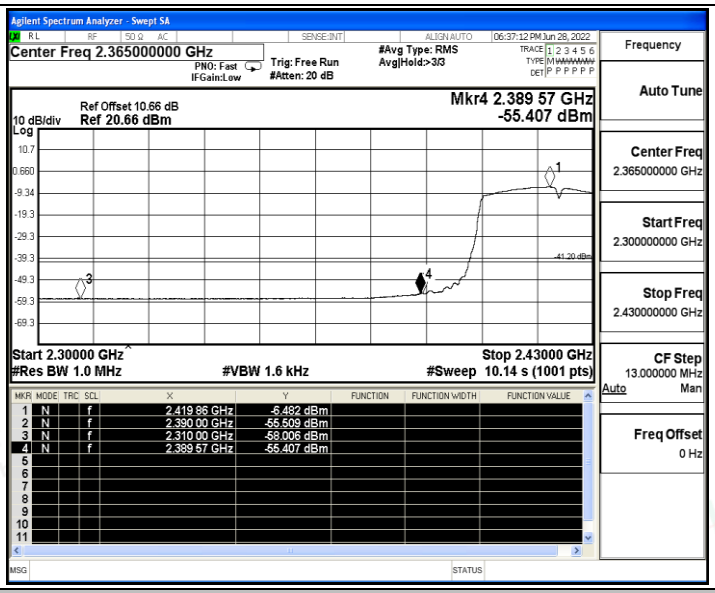

11N40SISO_Ant1_Low_2422_Peak

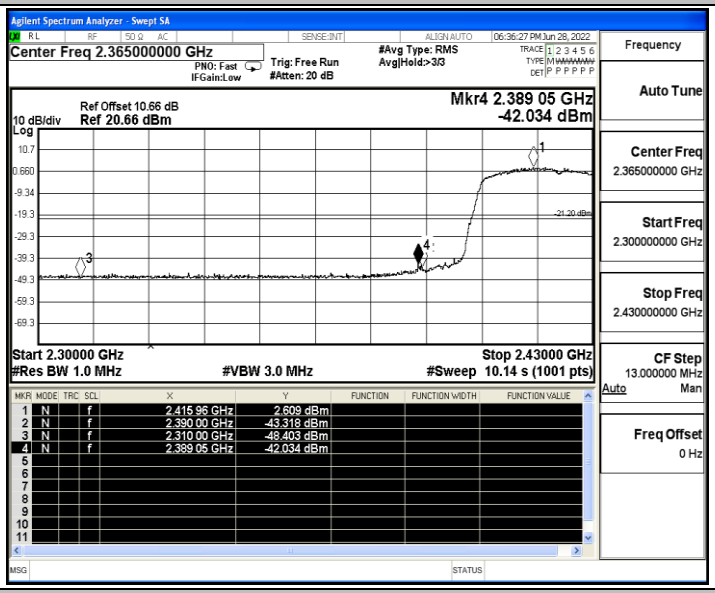

11N40SISO_Ant1_High_2452_AV

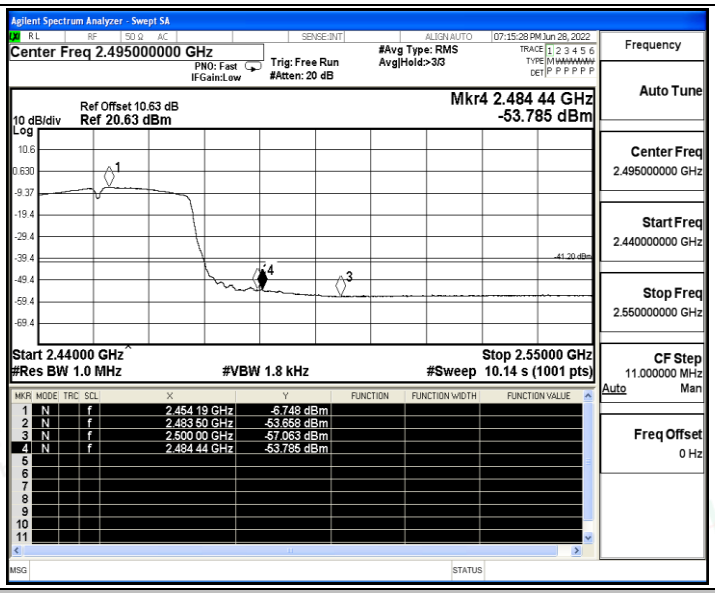
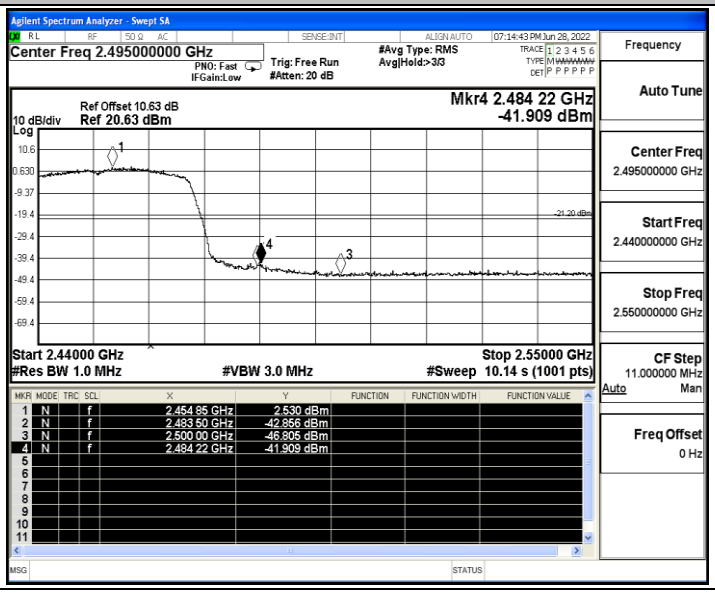
11N40SISO_Ant1_High_2452_Peak