# Appendix B: Duty Cycle

## Test Result

| TestMode | Antenna | Frequency[MHz] | Transmission Duration [ms] | Transmission Period [ms] | Duty Cycle [%] |
|---|---|---|---|---|---|
| 11A | Ant1 | 5745 | 1.39 | 1.41 | 98.58 |
| | | 5785 | 1.39 | 1.41 | 98.58 |
| | | 5825 | 1.39 | 1.41 | 98.58 |
| 11N20SISO | Ant1 | 5745 | 5.09 | 5.11 | 99.61 |
| | | 5785 | 5.09 | 5.10 | 99.80 |
| | | 5825 | 5.09 | 5.10 | 99.80 |
| 11N40SISO | Ant1 | 5755 | 2.47 | 2.49 | 99.20 |
| | | 5795 | 2.46 | 2.48 | 99.19 |

## Test Graphs

11A_Ant1_5745

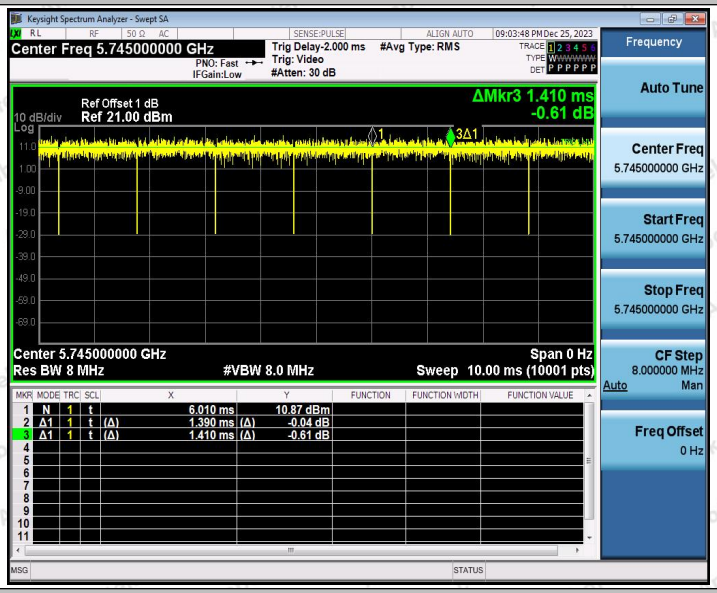


11A_Ant1_5785

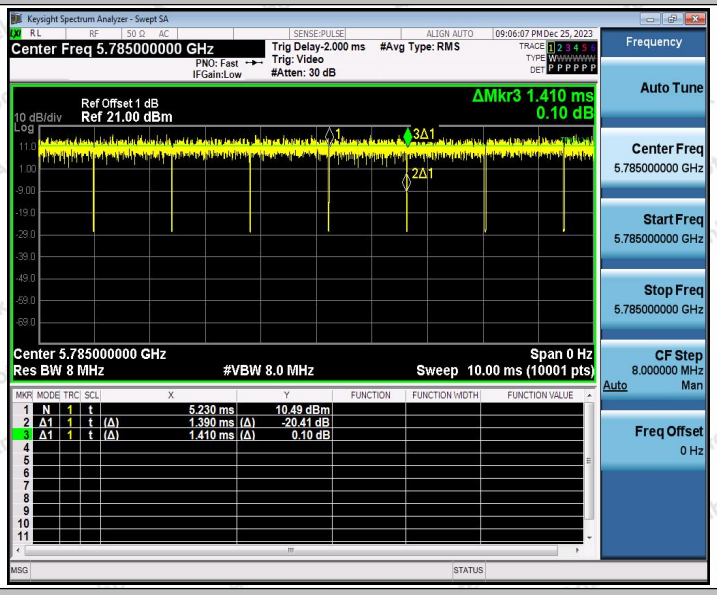


11A_Ant1_5825

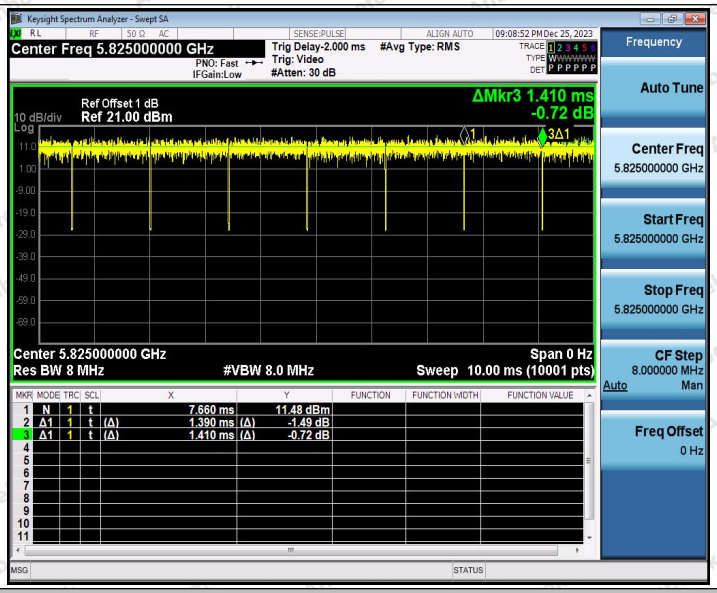


11N20SISO_Ant1_5745

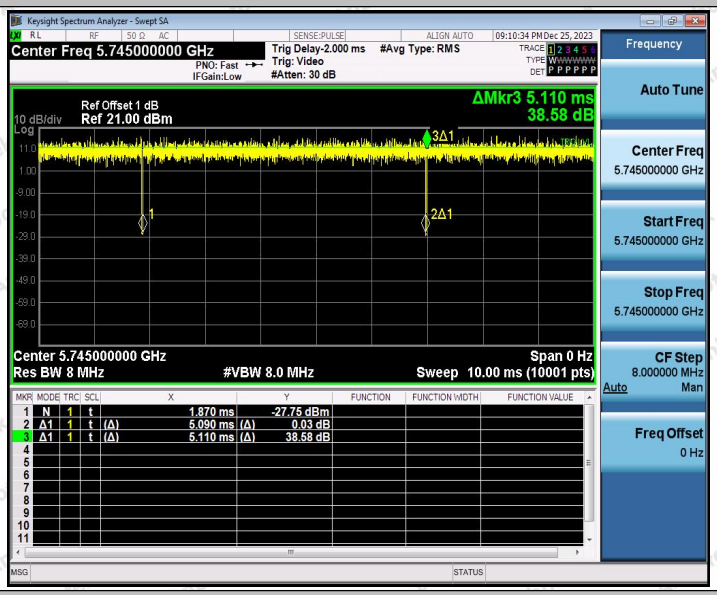


11N20SISO_Ant1_5785

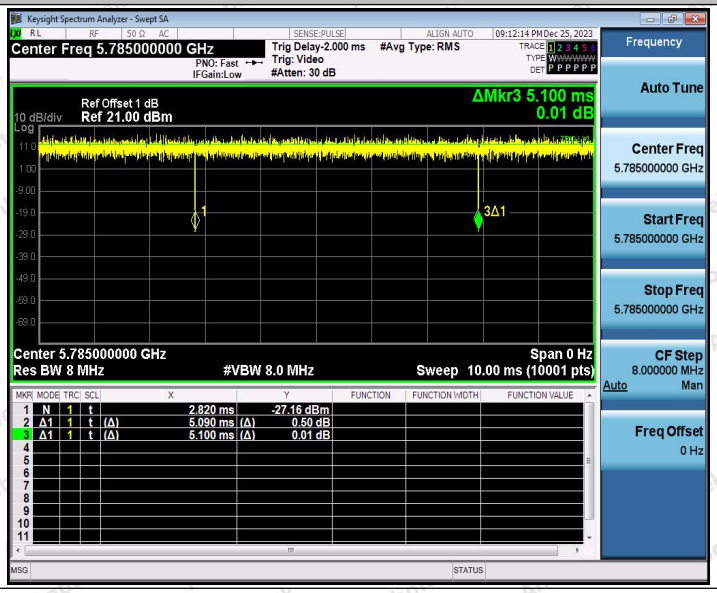

11N20SISO_Ant1_5825

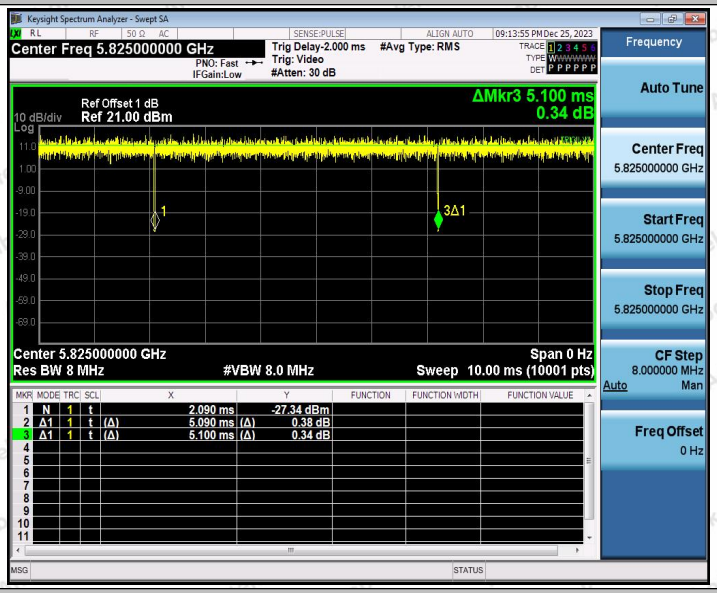


11N40SISO_Ant1_5755

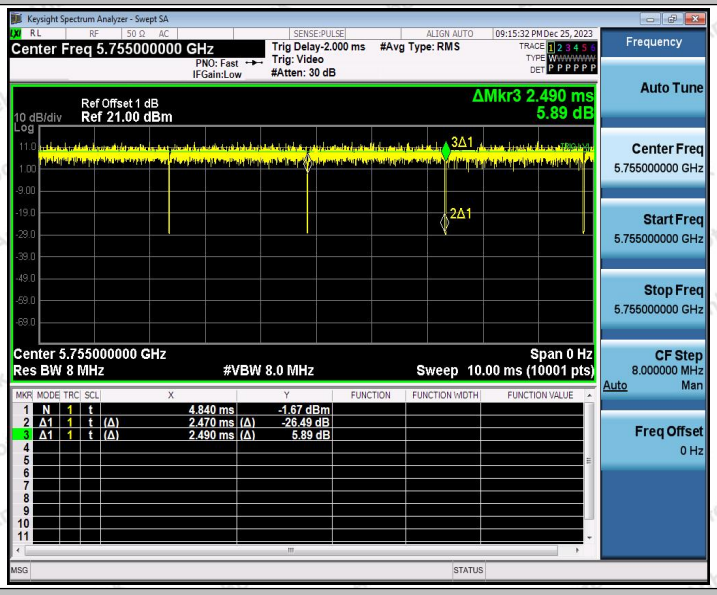


11N40SISO_Ant1_5795

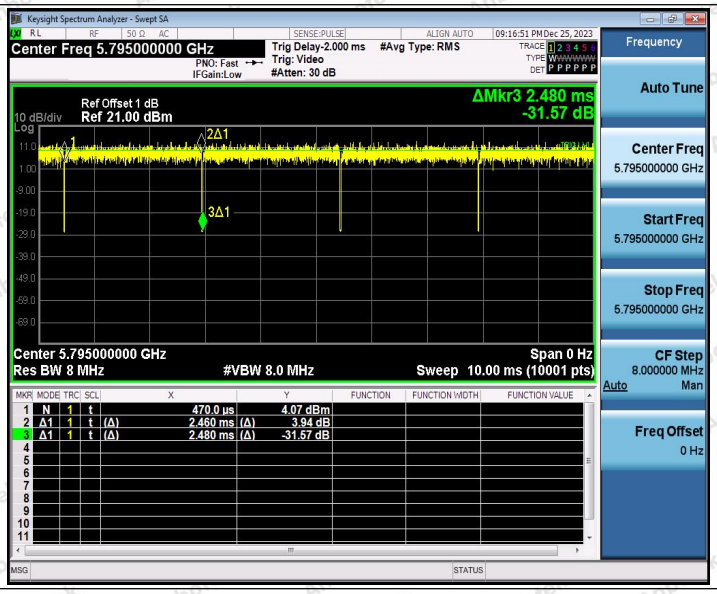
Keysight Spectrum Analyzer - Swept SA
Center Freq 5.795000000 GHz
Trig Delay-2.000 ms
#Avg Type: RMS
Trig: Video
#Atten: 30 dB
Ref Offset 1 dB
10 dB/div
Ref 21.00 dBm
ΔMkr3 2.480 ms
-31.57 dB
Center 5.795000000 GHz
Span 0 Hz
Res BW 8 MHz
#VBW 8.0 MHz
Sweep 10.00 ms (10001 pts)
Frequency
Auto Tune
Center Freq
5.795000000 GHz
Start Freq
5.795000000 GHz
Stop Freq
5.795000000 GHz
CF Step
8.000000 MHz
Auto
Man
Freq Offset
0 Hz
1 N 1 t 470.0 µs 4.07 dBm
2 Δ1 1 t (Δ) 2.460 ms (Δ) 3.94 dB
3 Δ1 1 t (Δ) 2.480 ms (Δ) -31.57 dB

# Appendix C: Maximum conducted output power

## Test Result Channel Power

| Test Mode | Antenna | Frequency[MHz] | Set Power | Channel Power [dBm] | Duty Cycle [%] | DC Factor [dBm] | Result [dBm] | Limit [dBm] |
|---|---|---|---|---|---|---|---|---|
| 11A | Ant1 | 5745 | --- | 14.33 | 98.58 | 0.06 | 14.39 | ≤30.00 |
| | | 5785 | --- | 14.62 | 98.58 | 0.06 | 14.68 | ≤30.00 |
| | | 5825 | --- | 14.62 | 98.58 | 0.06 | 14.68 | ≤30.00 |
| 11N20 SISO | Ant1 | 5745 | --- | 14.58 | 99.61 | 0.02 | 14.60 | ≤30.00 |
| | | 5785 | --- | 15.05 | 99.80 | 0.01 | 15.06 | ≤30.00 |
| | | 5825 | --- | 15.09 | 99.80 | 0.01 | 15.10 | ≤30.00 |
| 11N40 SISO | Ant1 | 5755 | --- | 15.01 | 99.20 | 0.03 | 15.04 | ≤30.00 |
| | | 5795 | --- | 15.28 | 99.19 | 0.04 | **15.32** | ≤30.00 |

Note：The Duty Cycle Factor is compensated in the graph.

## Test Graphs Channel Power

11A_Ant1_5745

11A_Ant1_5785

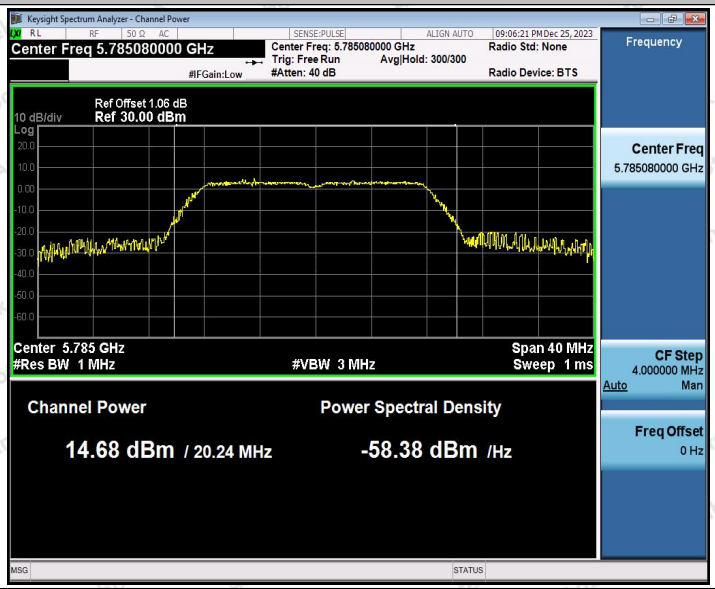


11A_Ant1_5825

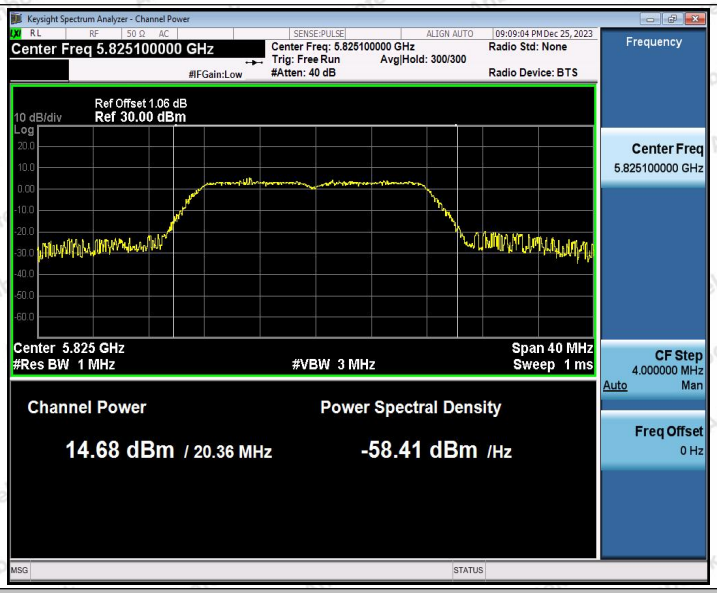


11N20SISO_Ant1_5745

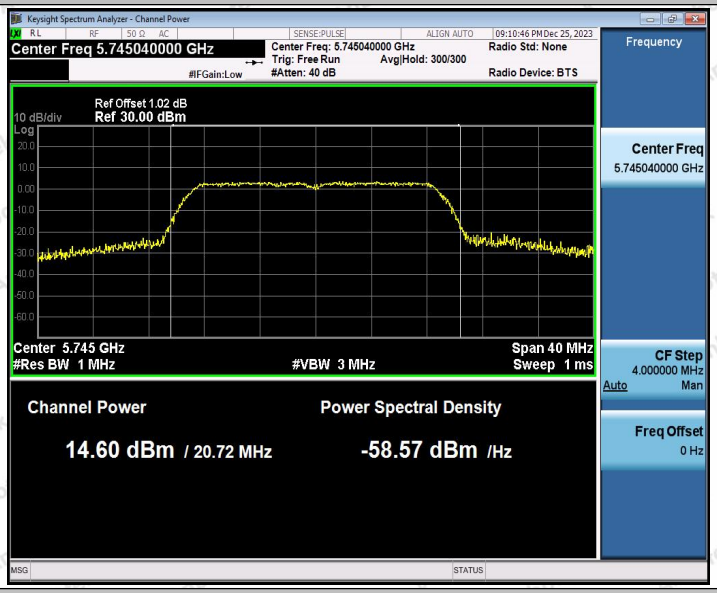


11N20SISO_Ant1_5785

11N20SISO_Ant1_5825

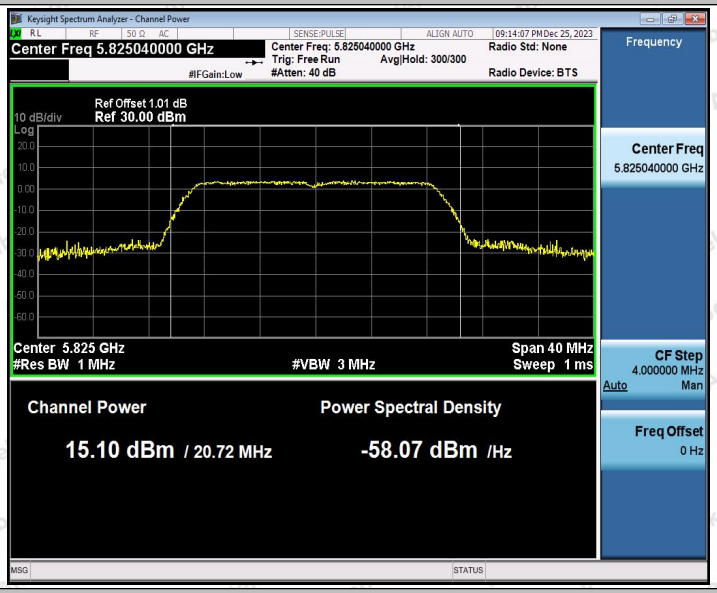


11N40SISO_Ant1_5755

11N40SISO_Ant1_5795

Keysight Spectrum Analyzer - Channel Power
Center Freq 5.797200000 GHz
Center Freq: 5.797200000 GHz
Trig: Free Run
Avg|Hold: 300/300
#Atten: 40 dB
Radio Std: None
Radio Device: BTS
09:17:08 PM Dec 25, 2023
Ref Offset 1.04 dB
10 dB/div
Ref 30.00 dBm
Log
Center 5.797 GHz
#Res BW 1 MHz
#VBW 3 MHz
Span 80 MHz
Sweep 1 ms
Channel Power
15.32 dBm / 45.36 MHz
Power Spectral Density
-61.25 dBm /Hz
Frequency
Center Freq
5.797200000 GHz
CF Step
8.000000 MHz
Auto
Man
Freq Offset
0 Hz

# Appendix D: Maximum power spectral density

## Test Result B4

| TestMode | Antenna | Frequency[MHz] | Result [dBm/300KHz] | Result [dBm/500KHz] | Limit[dBm/500KHz] | Verdict |
|---|---|---|---|---|---|---|
| 11A | Ant1 | 5745 | -4.73 | -2.51 | ≤30.00 | PASS |
| | | 5785 | -4.46 | -2.24 | ≤30.00 | PASS |
| | | 5825 | -4.53 | -2.31 | ≤30.00 | PASS |
| 11N20SISO | Ant1 | 5745 | -5.08 | -2.86 | ≤30.00 | PASS |
| | | 5785 | -4.61 | -2.39 | ≤30.00 | PASS |
| | | 5825 | -4.52 | -2.30 | ≤30.00 | PASS |
| 11N40SISO | Ant1 | 5755 | -7.26 | -5.04 | ≤30.00 | PASS |
| | | 5795 | -6.82 | -4.60 | ≤30.00 | PASS |

Note：1.The Duty Cycle Factor and RBW Factor is compensated in the graph.

2. Result [dBm/500KHz]=Result [dBm/300KHz]+10*LOG10(500/300)

## Test Graphs B4

11A_Ant1_5745

11A_Ant1_5785

11A_Ant1_5825

11N20SISO_Ant1_5745

11N20SISO_Ant1_5785

11N20SISO_Ant1_5825

11N40SISO_Ant1_5755

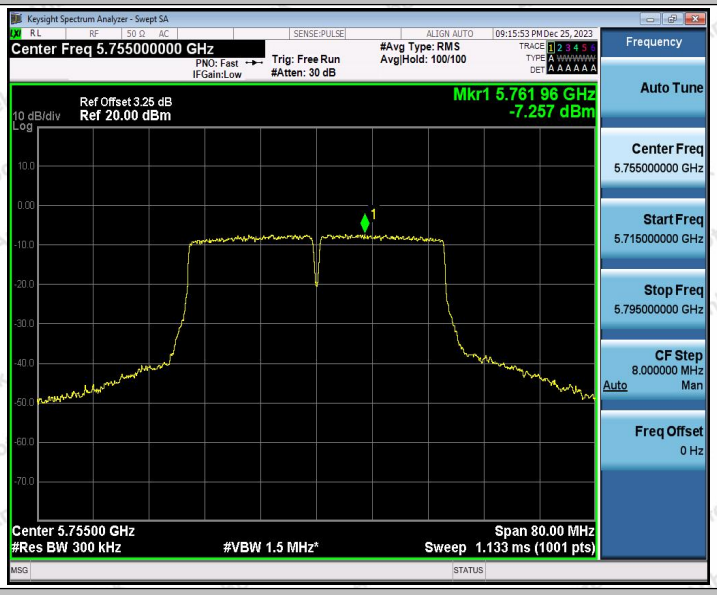


11N40SISO_Ant1_5795

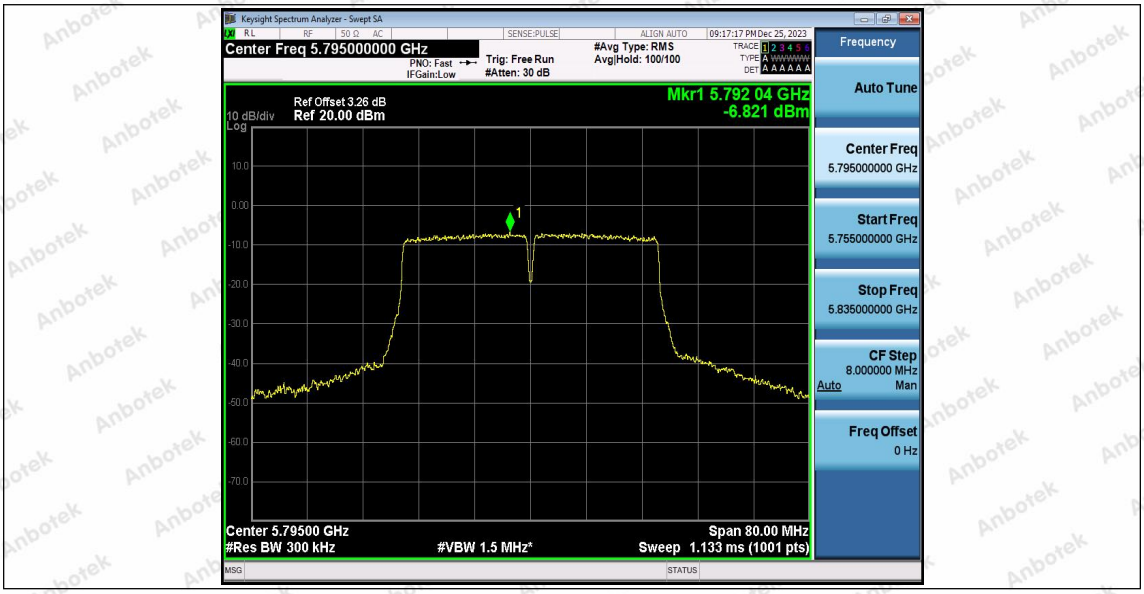
Keysight Spectrum Analyzer - Swept SA
Center Freq 5.795000000 GHz
PNO: Fast
IFGain:Low
Trig: Free Run
#Atten: 30 dB
#Avg Type: RMS
Avg|Hold: 100/100
09:17:17 PM Dec 25, 2023
Ref Offset 3.26 dB
10 dB/div Ref 20.00 dBm
Log
Mkr1 5.792 04 GHz
-6.821 dBm
Center 5.79500 GHz
#Res BW 300 kHz
#VBW 1.5 MHz*
Span 80.00 MHz
Sweep 1.133 ms (1001 pts)
Frequency
Auto Tune
Center Freq
5.795000000 GHz
Start Freq
5.755000000 GHz
Stop Freq
5.835000000 GHz
CF Step
8.000000 MHz
Auto Man
Freq Offset
0 Hz

---End---