bototek®

8-Outlet Surge Protected Power Strip With 4 USB Charging Ports

Model:YA36WS-8AU4UW

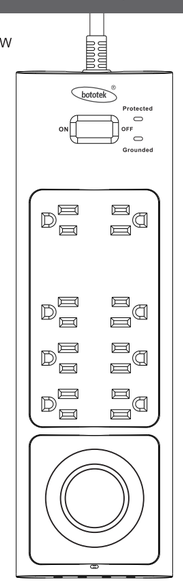

Introduction:

Thank you for choosing the **bototek** 8-Outlet USB Power Strip for your power protection. This manual contains important information about the **bototek** 8-Outlet USB Power Strip,please read it carefully before usage and keep it for future use.

Picture:

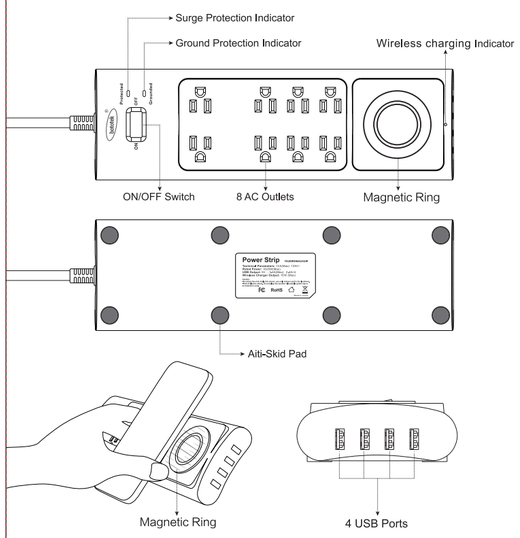

Features:

- 8 US standard AC outlets, 2 Widely Spaced Outlet Design. Widely spaced outlets are spaced out engough to plug in bulky adpaters, you don't have to worry about sacrificing an outlet in order to fit a larger plug.
- 2980 Joules of SURGE PROTECTION,protect your computers,peripherals,household electronics and other valuable electronics against voltage fluctuations,surges and spikes.
- Wireless charging port provide convenient charging for cellphones and other digital electronic devices. (When the wireless charger is charging, the indicator light is red; When the wireless is fully charged, the indicator light is blue, When the Wireless charger is not charging, the indicator light is blue.)
- 4 USB ports provide convenient charging for cellphones,tablets,computers,MP3,MP4,PSP, GPS and other digital electronic devices.
- With automatic recognition function, USB can automatically identify the device type and model, compatible with almost all cellphones/tablets/PCs.
- Safety Guarantee: fireproof V0-grade PC and ABS material,heavy-duty power cable,built-in surge protection,short circuit protection, overload protection,over temperature protection, over current protection.

How to use:

- Plug the USB Power Strip into a properly grounded outlet.
- Plug the electric appliances into the USB Power Strip.
- Press the switches on to start charging.
- Plug your charging cable into the USB ports,then connect your USB rechargeable devices for charging.
- Press the switches to cut off the power and remove devices from the Power Strip when charging is completed.

Package Contents:

- 1 x **bototek** 8-Outlet USB Power Strip
- 1 x User Manual

Wireless charging instructions:

The internal wireless charging coil position of different mobile phones may be not the same, you can move your phone back and forth to get the ideal charging position.

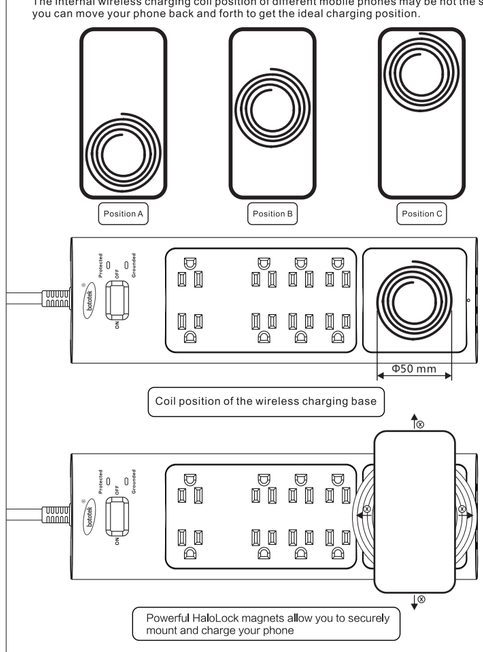

Specification:

Input	13A(Max) 100-125V~ 60Hz
AC Rated Power	1625W(Max)
Output Voltage	USB: 5V⎓3.4Ax4(Auto) Wireless Charging：15W (Max)
DC Rated Power	36W (Total)
Protection function	Surge protection, Short circuit protection, overload protection, over current protection
Insulation strength	Input To Output:1800Vac 1minute ≤10mA Input To FG:1500Vac 1minute ≤10mA
Charging Distance	Up to 5mm (from your device to the top center of the surge protector)
Conversion Efficiency	Max 85%
Working temperature	Operating: 0℃ to +40℃ Store: -20℃ to +80℃
Working Humidity	Operating: From 10%to90%RH relative humidity (non-condensing) Store: From 5% to 95%RH relative humidity (non-condensing)
Cord Length	6ft/1.83m
Dimension	314*97*36.5mm
Weight	675g

Warning:

- Indoor use only.
- Do not operate the power strip near the rain or wet areas.
- Do not operate the power strip if liquid of any kinds is spilled onto or inside the unit.
- Do not expose the power strip to direct sunlight or place it near wall heaters,space heaters, or enclosed space prone to temperature increase.
- Do not disassemble or repair(if not professional).
- Do not bend the pins of the plug.
- Please keep the power strip away of children.
- The **bototek** USB power strip requires a properly grounded outlet for safety and to protect the connected equipment. Please ensure your home's/office's electrical wiring has a proper grounding.

Note：

- Please make sure the diagnostic lights are on,indicating that incoming AC wall power is safe(the "Protected" and "Grounded" indicators should be lit whenever the unit is on).
- Please use this power strip within specified voltage and current range.
- It's normal for the power strip to be a little warm when you use it to charge multiple devices.
- When your device's battery is fully drained, it may be charged a little slower at the beginning because of the battery protection from your device.
- Please check that your phone, tablet and other devices are used in accordance to your devices' user manual instruction.
- Due to the fact that charging distance is limited to 5mm and wireless charging uses magnetic induction, your phone case should NOT be too thick(less than 2mm) or have any metal or magnetic materials.
- Do not place metal objects on top of the product when power is applied.
- Please consult your mobile phone manufacturer before using an external wireless charging receiver.
- Unauthorized disassembly of any parts of this surge protector is forbidden and will void the warranty.

Troubleshooting:

- When your phone can not be wirelessly charged, please remove your phone and re-position it.
- When the charging temperature is high, please remove the phone and re-position it.
- When your phone can not be wirelessly charged, please try disconnecting the power for 2 seconds and then re-power it.

Warranty:

- All **bototek** products come with a 30 day money-back guarantee, an 18-month warranty, and a lifetime of friendly customer service!

FC RoHS

MADE IN CHINA

FCC Statement

This device complies with part 15 of the FCC Rules. Operation is Subject To the following two conditions:

(1) This device may not cause harmful interference, and (2) this device must accept any interference received, including interference that may cause undesired operation.

Changes or modifications not explicitly approved by the party responsible for compliance could void the user's authority to operate this equipment.

Note: this equipment has been tested and found to comply with the limits for a Class B digital device, pursuant to part 15 of the FCC Rules. These limits are designed to provide reasonable protection against harmful interference in a residential installation. This equipment generates uses and can radiate radio frequency energy and, if not installed and used in accordance with the instructions, may cause harmful interference to radio communications. However, there is no guarantee that interference will not occur in a particular installation. If this equipment does cause harmful interference to radio or television reception, which can be determined by turning the equipment off and on, the user is encouraged to try to correct the interference by one or more of the following measures:

·Reorient or relocate the receiving antenna.

·Increase the separation between the equipment and receiver.

·Connect the equipment into an outlet on a circuit different from that to which the receiver is connected.

·Consult the dealer or an experienced radio/TV technician for help.

The equipment complies with FCC radiation exposure limits set forth for an uncontrolled environment. During the operation of device a distance of 15 cm surrounding the device and 20 cm above the top surface of the device must be respected.