Appendix C

RF Test Data for 2.4G WIFI (Conducted Measurement)

Product Name: Notebook

Test Model: X1160

Environmental Conditions

Temperature:	22.5° C
Relative Humidity:	53.5%
ATM Pressure:	100.0 kPa
Test Engineer:	Ling Zhu
Supervised by:	Li Huan

C.1 6dB Bandwidth

Test Result

TestMode	Antenna	Channel	DTS BW [MHz]	FL[MHz]	FH[MHz]	Limit[MHz]	Verdict
11B	Ant1	2412	10.040	2406.960	2417.000	0.5	PASS
		2437	10.040	2431.960	2442.000	0.5	PASS
		2462	10.040	2456.960	2467.000	0.5	PASS
11G	Ant1	2412	16.480	2403.720	2420.200	0.5	PASS
		2437	16.480	2428.720	2445.200	0.5	PASS
		2462	16.480	2453.720	2470.200	0.5	PASS
11N20SISO	Ant1	2412	17.600	2403.200	2420.800	0.5	PASS
		2437	17.600	2428.200	2445.800	0.5	PASS
		2462	17.600	2453.200	2470.800	0.5	PASS
11N40SISO	Ant1	2422	36.320	2403.840	2440.160	0.5	PASS
		2437	36.320	2418.840	2455.160	0.5	PASS
		2452	36.320	2433.840	2470.160	0.5	PASS

Test Graphs

11B_Ant1_2412

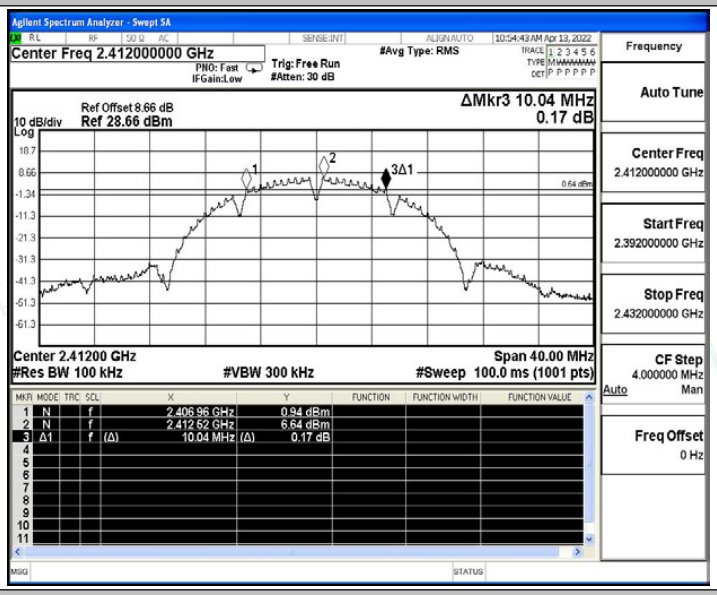

11B_Ant1_2437

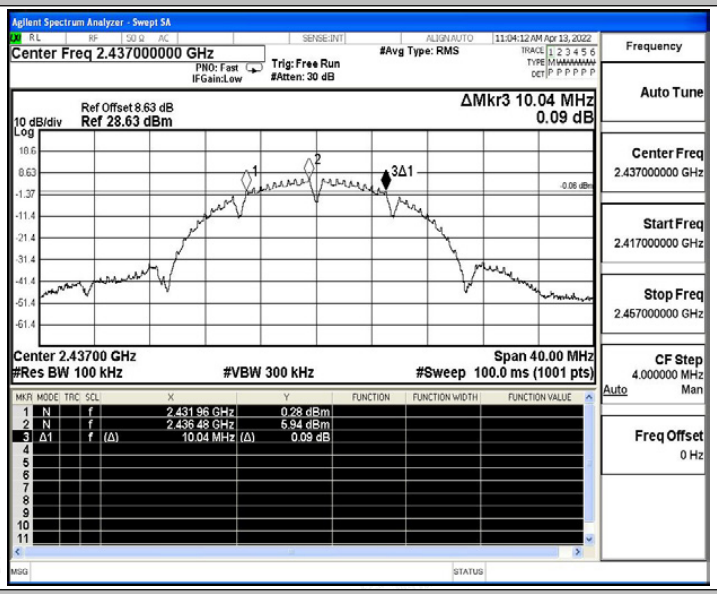

11B_Ant1_2462

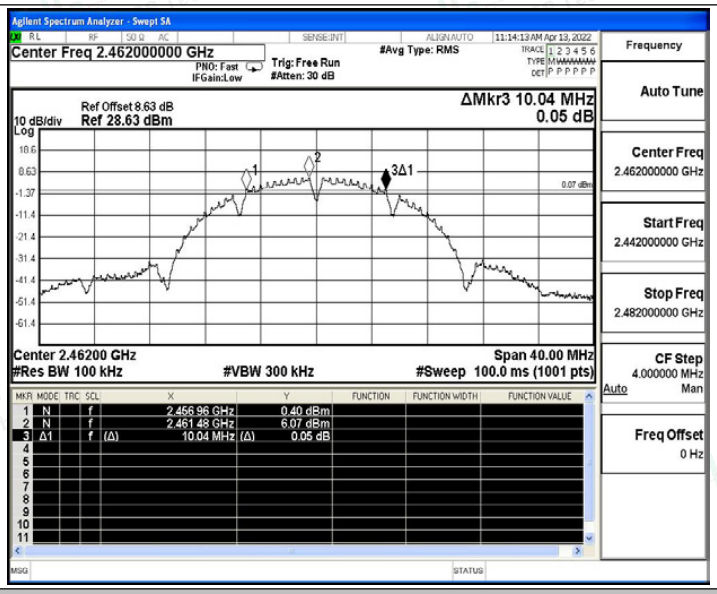

11G_Ant1_2412

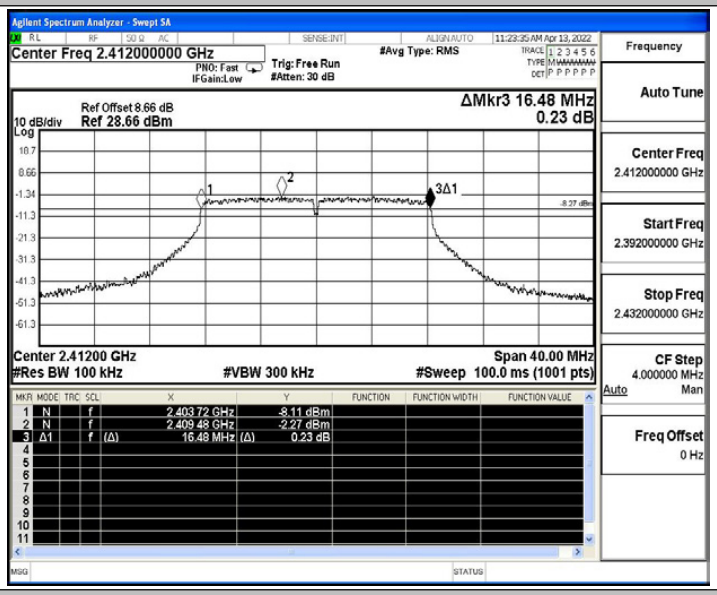

11G_Ant1_2437

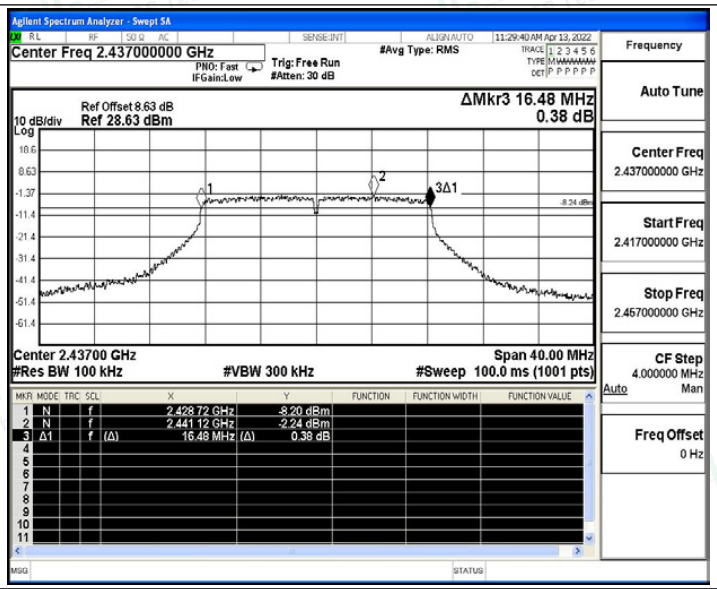

11G_Ant1_2462

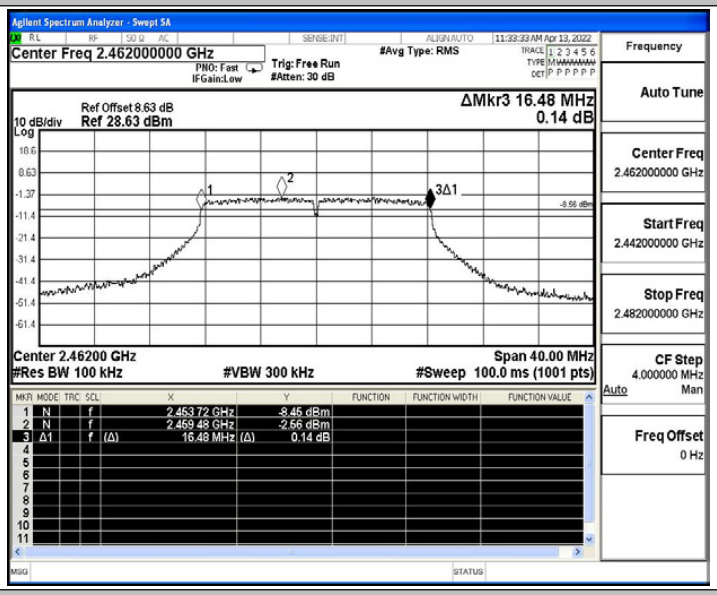

11N20SISO_Ant1_2412

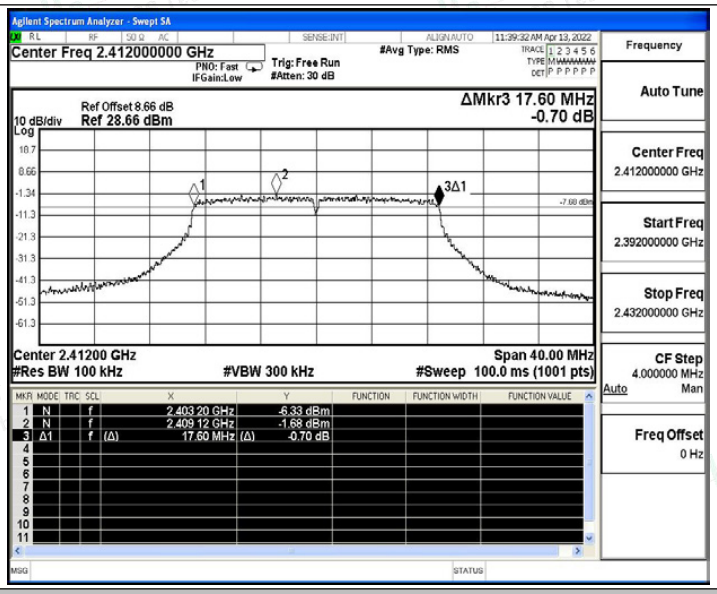

11N20SISO_Ant1_2437

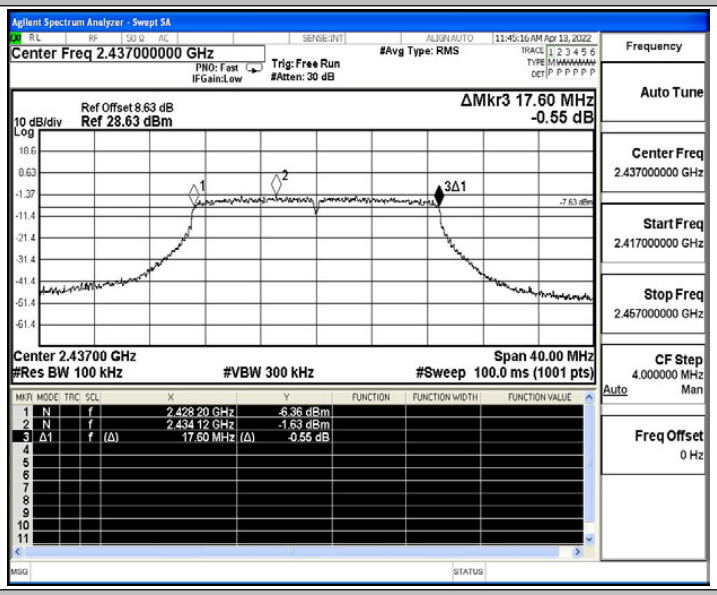

11N20SISO_Ant1_2462

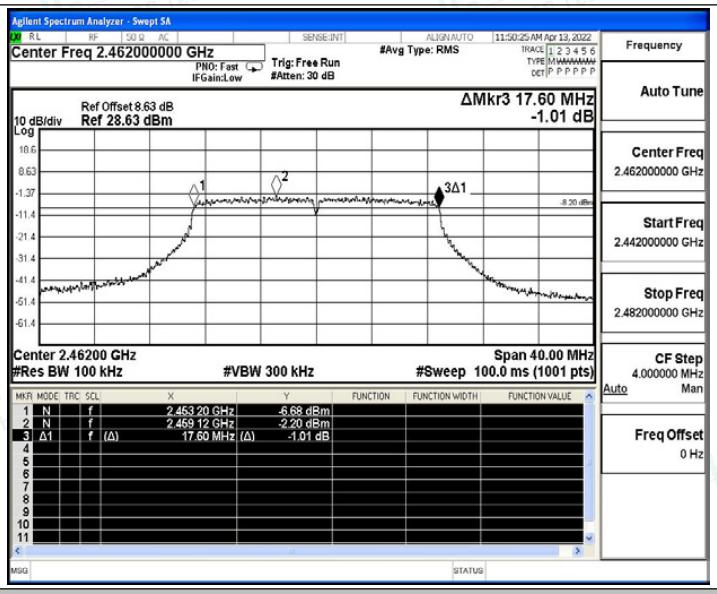

11N40SISO_Ant1_2422

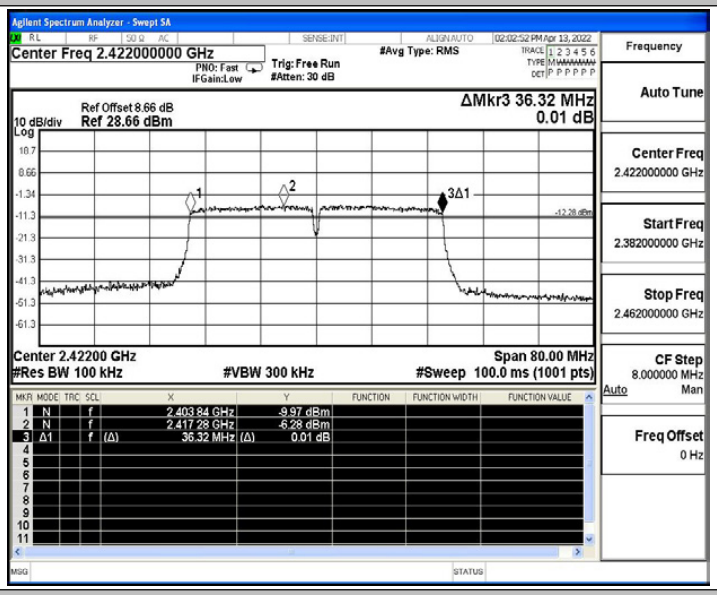

11N40SISO_Ant1_2437

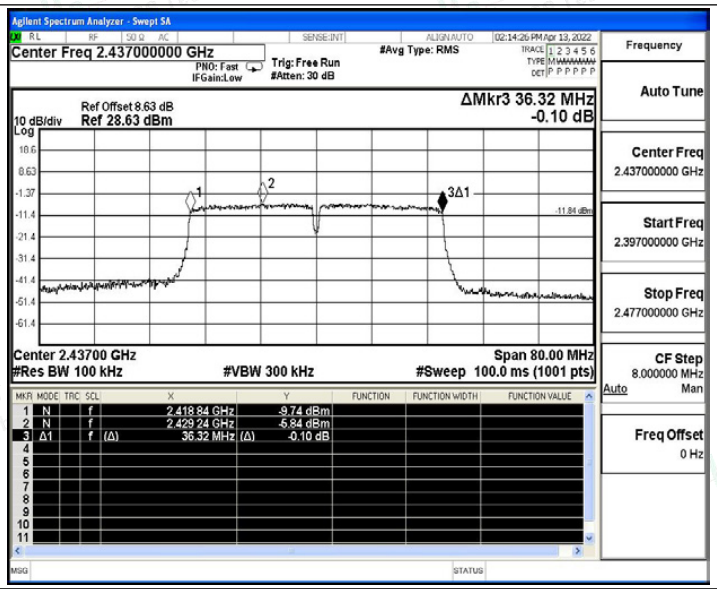

11N40SISO_Ant1_2452

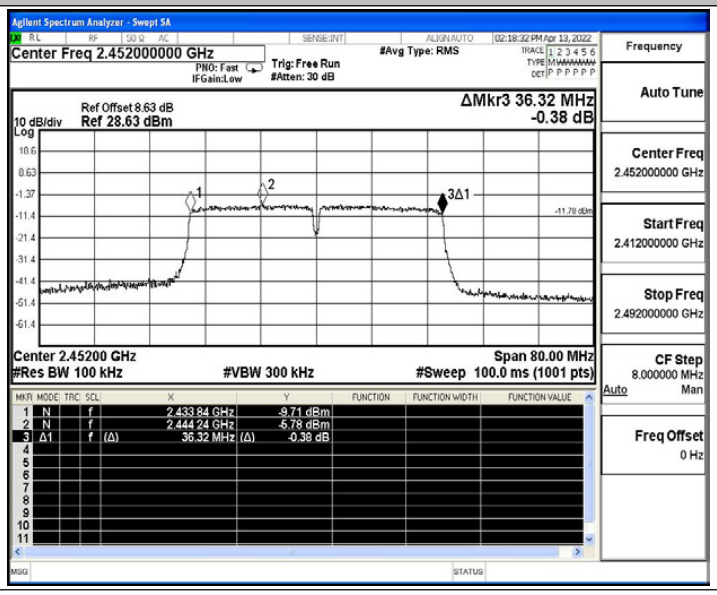

C.2 Maximum conducted output power

Test Result

TestMode	Antenna	Channel	Result[dBm]	Limit[dBm]	Verdict
11B	Ant1	2412	19.80	≤30.00	PASS
		2437	19.12	≤30.00	PASS
		2462	19.27	≤30.00	PASS
11G	Ant1	2412	19.84	≤30.00	PASS
		2437	19.88	≤30.00	PASS
		2462	19.54	≤30.00	PASS
11N20SISO	Ant1	2412	19.93	≤30.00	PASS
		2437	20.02	≤30.00	PASS
		2462	19.52	≤30.00	PASS
11N40SISO	Ant1	2422	19.08	≤30.00	PASS
		2437	19.41	≤30.00	PASS
		2452	19.23	≤30.00	PASS

C.3 Maximum power spectral density

Test Result

TestMode	Antenna	Channel	Result[dBm/3kHz]	Limit[dBm/3kHz]	Verdict
11B	Ant1	2412	-13.48	≤8.00	PASS
		2437	-14.16	≤8.00	PASS
		2462	-13.98	≤8.00	PASS
11G	Ant1	2412	-16.8	≤8.00	PASS
		2437	-16.63	≤8.00	PASS
		2462	-17.07	≤8.00	PASS
11N20SISO	Ant1	2412	-16.46	≤8.00	PASS
		2437	-16.21	≤8.00	PASS
		2462	-16.89	≤8.00	PASS
11N40SISO	Ant1	2422	-19.11	≤8.00	PASS
		2437	-17.94	≤8.00	PASS
		2452	-16.62	≤8.00	PASS

Test Graphs

11B_Ant1_2412

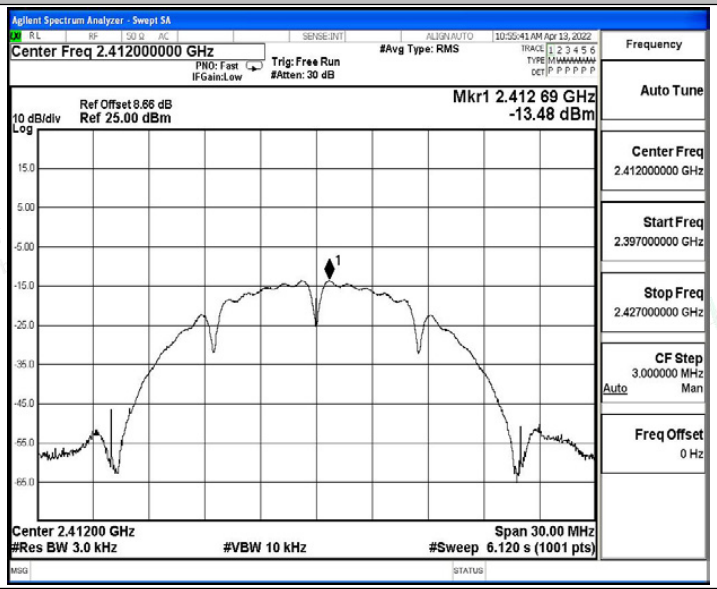

11B_Ant1_2437

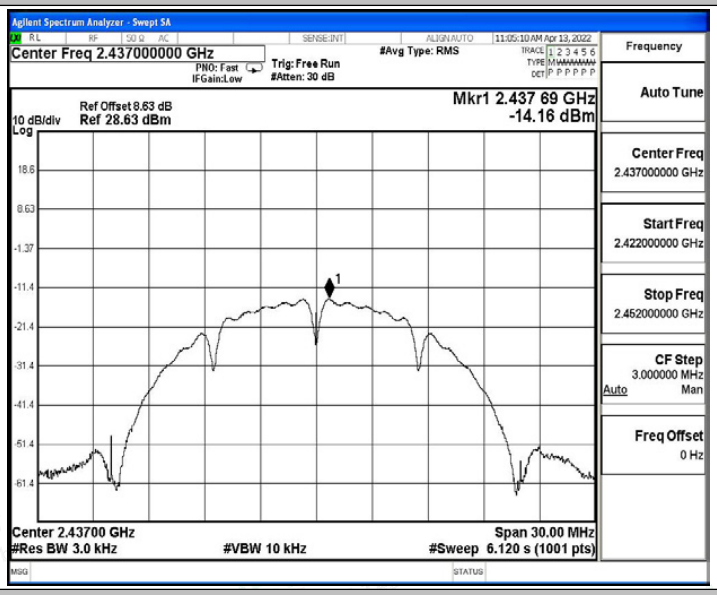

11B_Ant1_2462

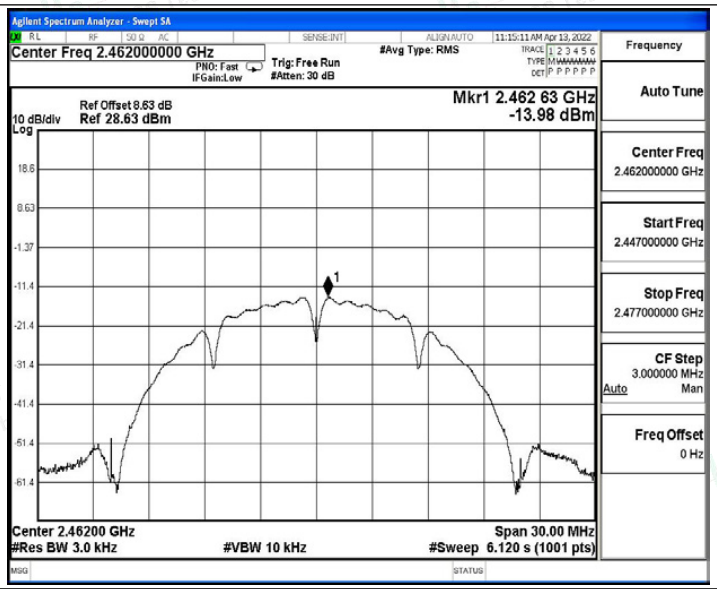

11G_Ant1_2412

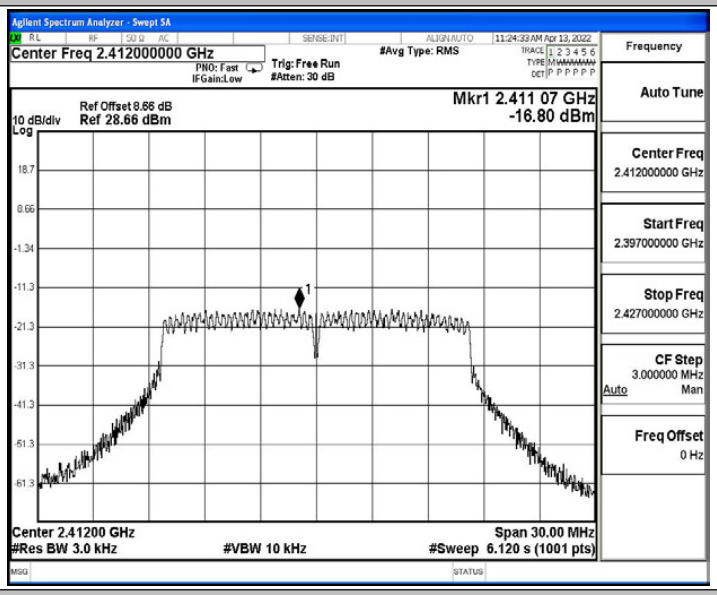

11G_Ant1_2437

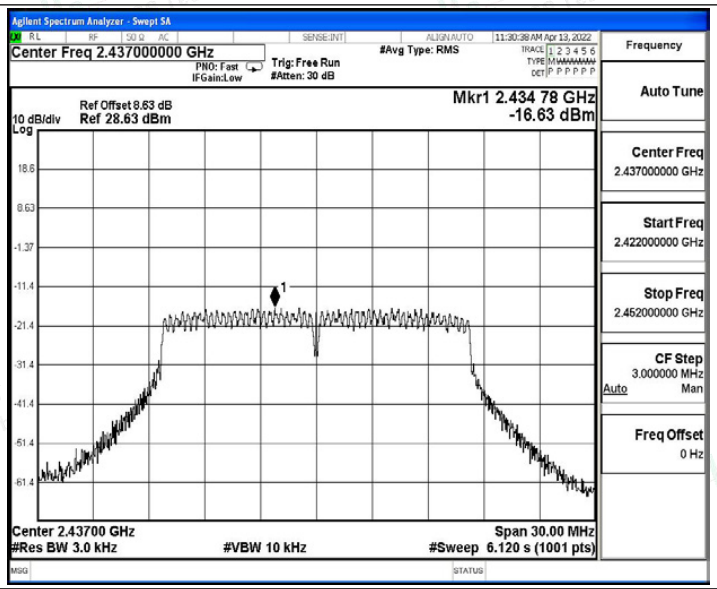

11G_Ant1_2462

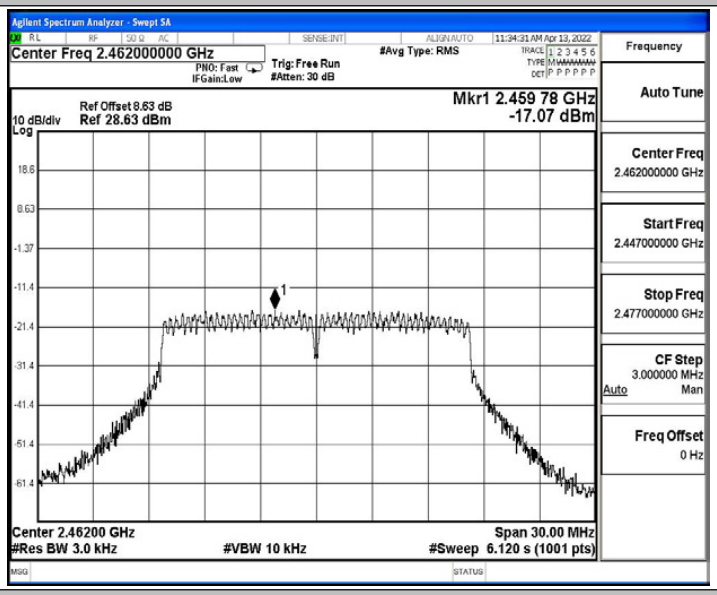

11N20SISO_Ant1_2412

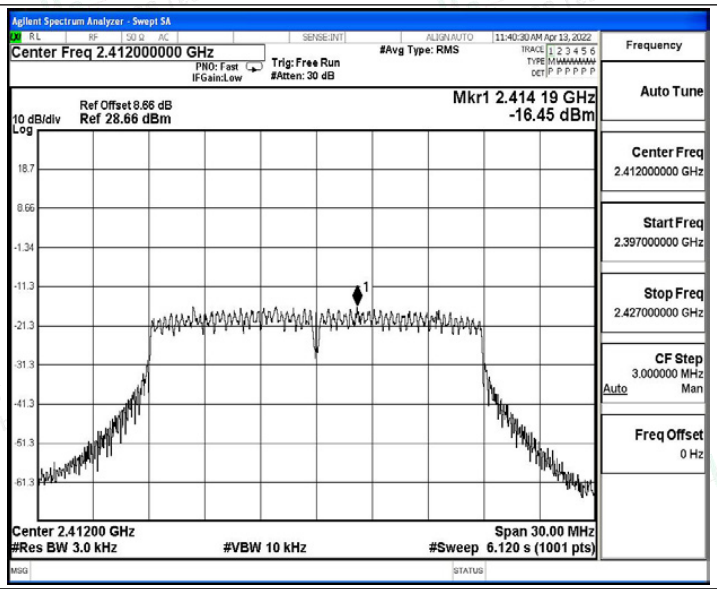

11N20SISO_Ant1_2437

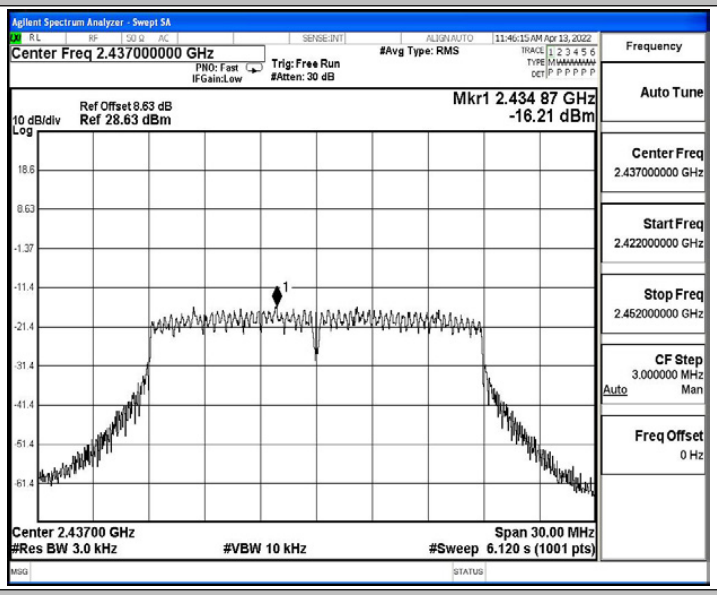

11N20SISO_Ant1_2462

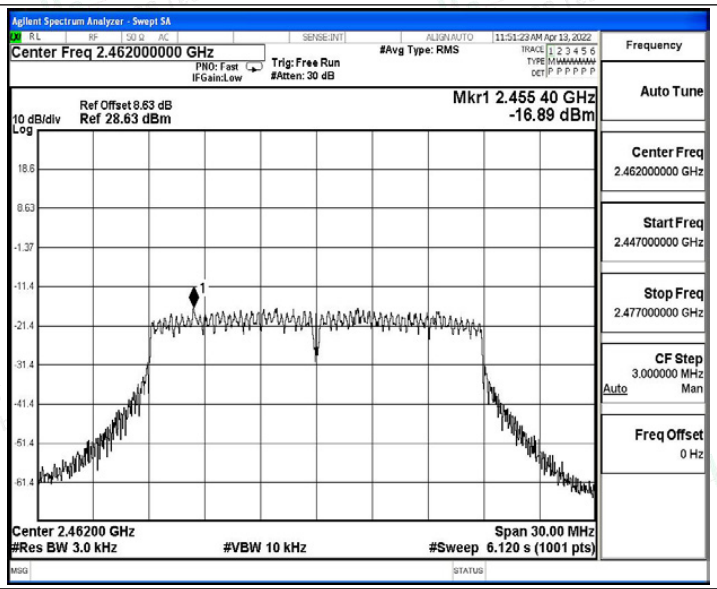

11N40SISO_Ant1_2422

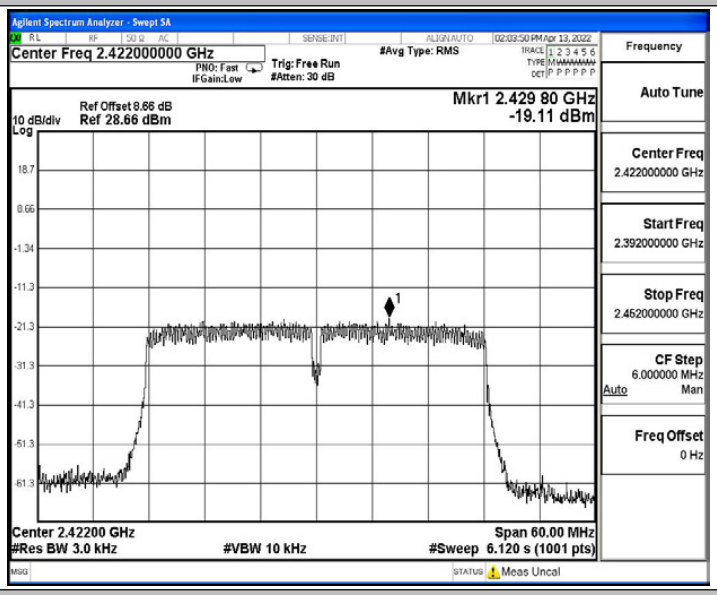

11N40SISO_Ant1_2437

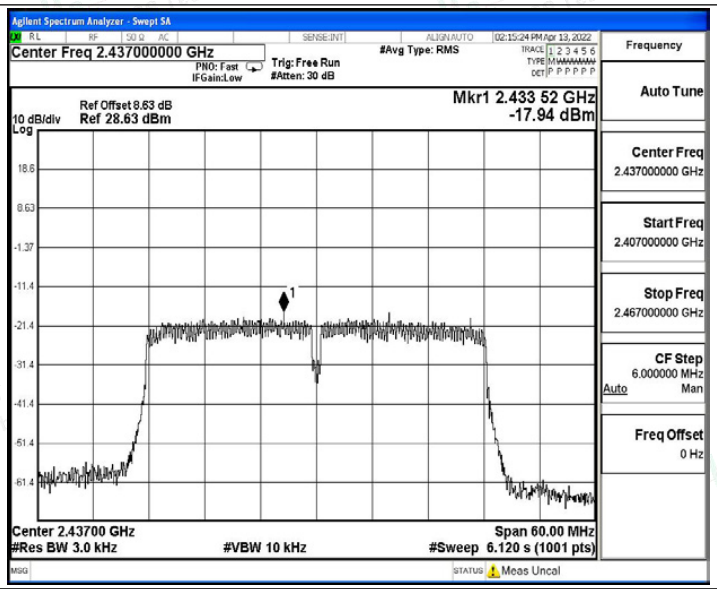

11N40SISO_Ant1_2452

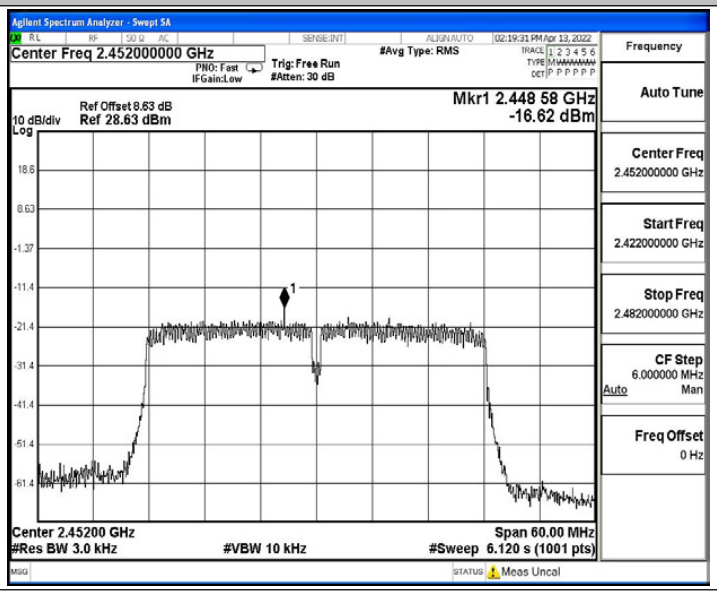

C.4 Band edge measurements

Test Result

TestMode	Antenna	ChName	Channel	RefLevel[dBm]	Result[dBm]	Limit[dBm]	Verdict
11B	Ant1	Low	2412	6.90	-33.27	≤-13.1	PASS
		High	2462	6.37	-47.66	≤-13.63	PASS
11G	Ant1	Low	2412	-1.98	-37.38	≤-21.98	PASS
		High	2462	-2.34	-47.71	≤-22.34	PASS
11N20SISO	Ant1	Low	2412	-6.64	-42.46	≤-26.64	PASS
		High	2462	-2.14	-47.15	≤-22.14	PASS
11N40SISO	Ant1	Low	2422	-5.89	-40.95	≤-25.89	PASS
		High	2452	-5.64	-46.69	≤-25.64	PASS

Test Graphs

11B_Ant1_Low_2412

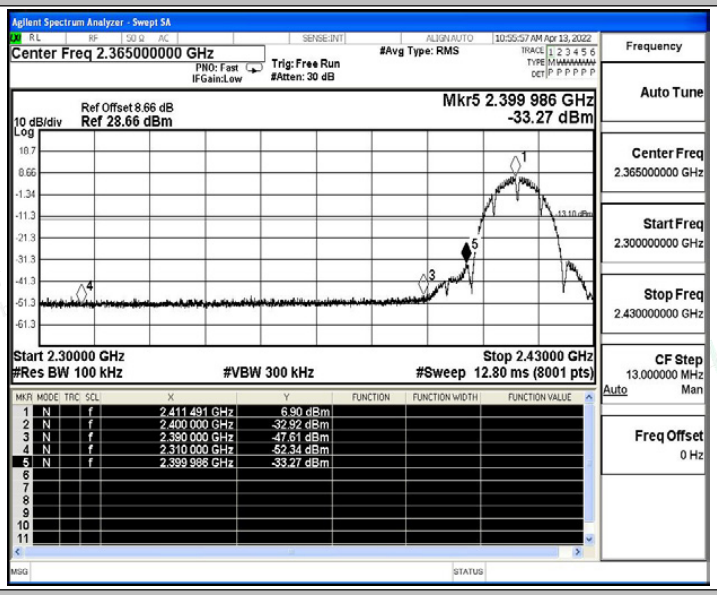

11B_Ant1_High_2462

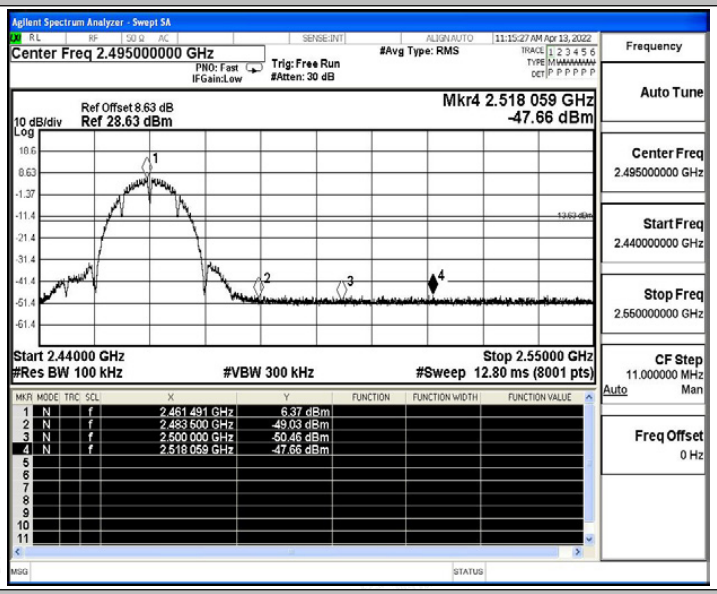

11G_Ant1_Low_2412

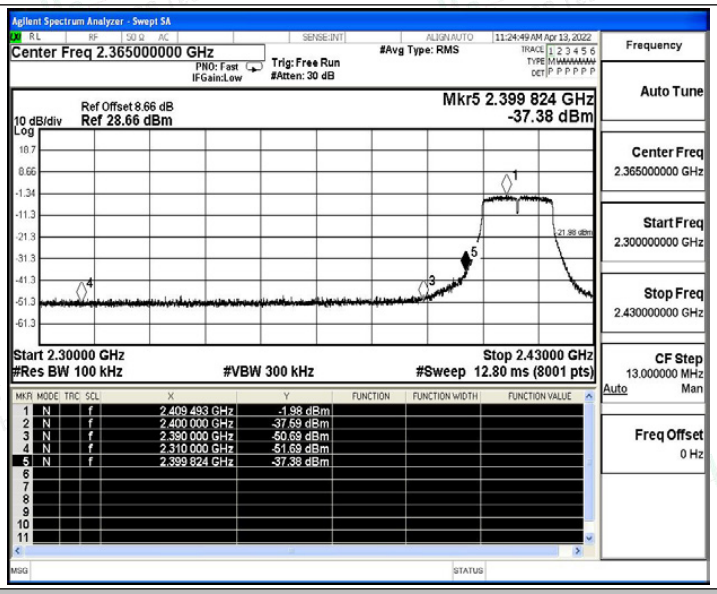

11G_Ant1_High_2462

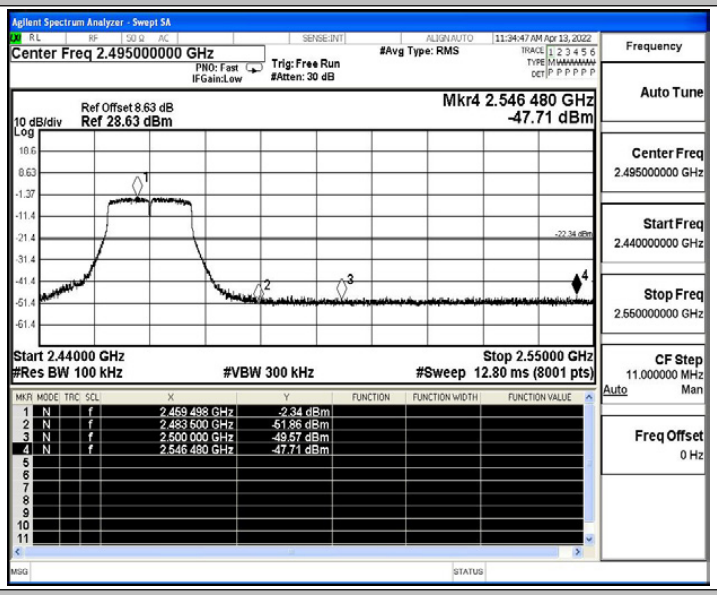

11N20SISO_Ant1_Low_2412

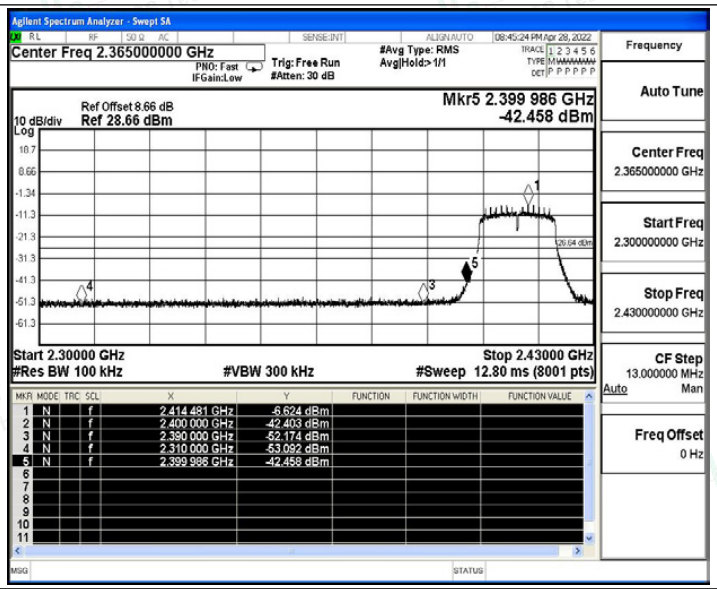

11N20SISO_Ant1_High_2462

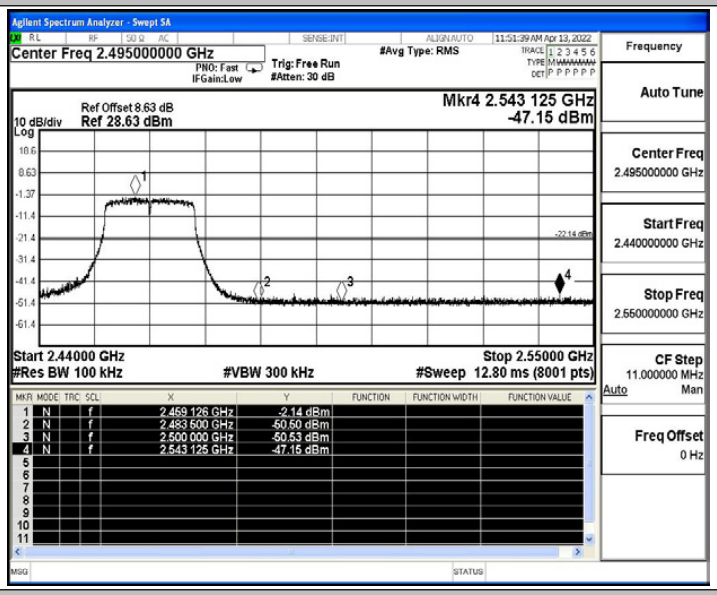

11N40SISO_Ant1_Low_2422

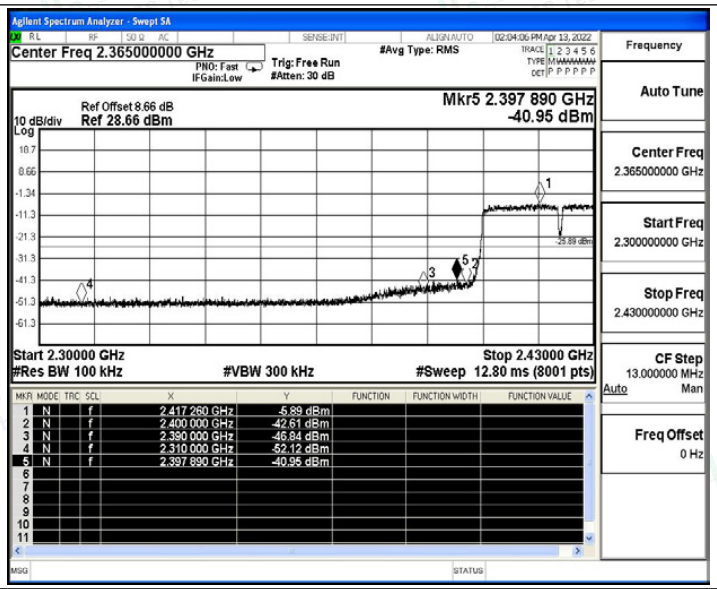

11N40SISO_Ant1_High_2452

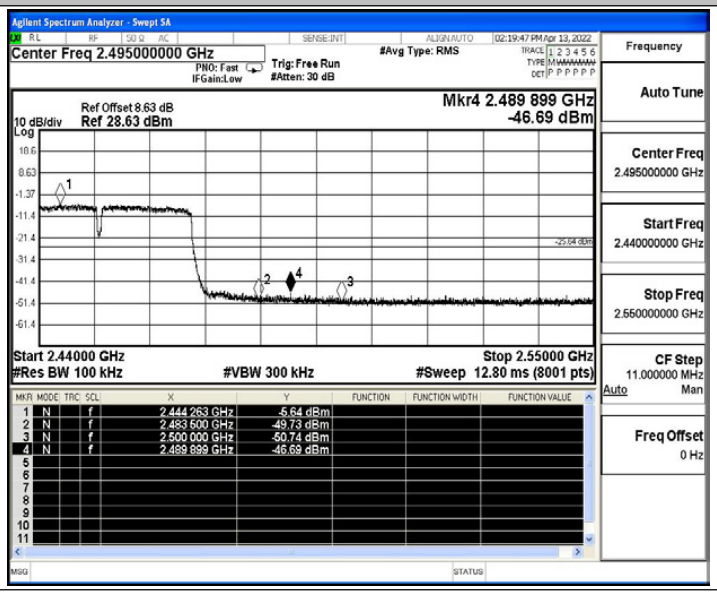

C.5 Conducted Spurious Emission

Test Result

TestMode	Antenna	Channel	FreqRange [Mhz]	RefLevel [dBm]	Result [dBm]	Limit [dBm]	Verdict
11B	Ant1	2412	Reference	6.75	6.75	---	PASS
			30~1000	6.75	-60.61	≤-13.25	PASS
			1000~26500	6.75	-46.52	≤-13.25	PASS
		2437	Reference	6.31	6.31	---	PASS
			30~1000	6.31	-58.27	≤-13.69	PASS
			1000~26500	6.31	-46.36	≤-13.69	PASS
		2462	Reference	6.42	6.42	---	PASS
			30~1000	6.42	-58.54	≤-13.58	PASS
			1000~26500	6.42	-45.88	≤-13.58	PASS
11G	Ant1	2412	Reference	-2.07	-2.07	---	PASS
			30~1000	-2.07	-58.42	≤-22.07	PASS
			1000~26500	-2.07	-45.36	≤-22.07	PASS
		2437	Reference	-1.90	-1.90	---	PASS
			30~1000	-1.90	-58	≤-21.9	PASS
			1000~26500	-1.90	-45.95	≤-21.9	PASS
		2462	Reference	-2.28	-2.28	---	PASS
			30~1000	-2.28	-57.19	≤-22.28	PASS
			1000~26500	-2.28	-45.48	≤-22.28	PASS
11N20SISO	Ant1	2412	Reference	-1.59	-1.59	---	PASS
			30~1000	-1.59	-55.89	≤-21.59	PASS
			1000~26500	-1.59	-45.98	≤-21.59	PASS
		2437	Reference	-1.46	-1.46	---	PASS
			30~1000	-1.46	-56.21	≤-21.46	PASS
			1000~26500	-1.46	-44.83	≤-21.46	PASS
		2462	Reference	-1.91	-1.91	---	PASS
			30~1000	-1.91	-55.74	≤-21.91	PASS
			1000~26500	-1.91	-46.2	≤-21.91	PASS
11N40SISO	Ant1	2422	Reference	-5.97	-5.97	---	PASS
			30~1000	-5.97	-54.04	≤-25.97	PASS
			1000~26500	-5.97	-46.09	≤-25.97	PASS
		2437	Reference	-5.39	-5.39	---	PASS
			30~1000	-5.39	-59.29	≤-25.39	PASS
			1000~26500	-5.39	-45.69	≤-25.39	PASS
		2452	Reference	-5.77	-5.77	---	PASS
			30~1000	-5.77	-55.45	≤-25.77	PASS
			1000~26500	-5.77	-45.86	≤-25.77	PASS

Test Graphs

11B_Ant1_2412_0~Reference

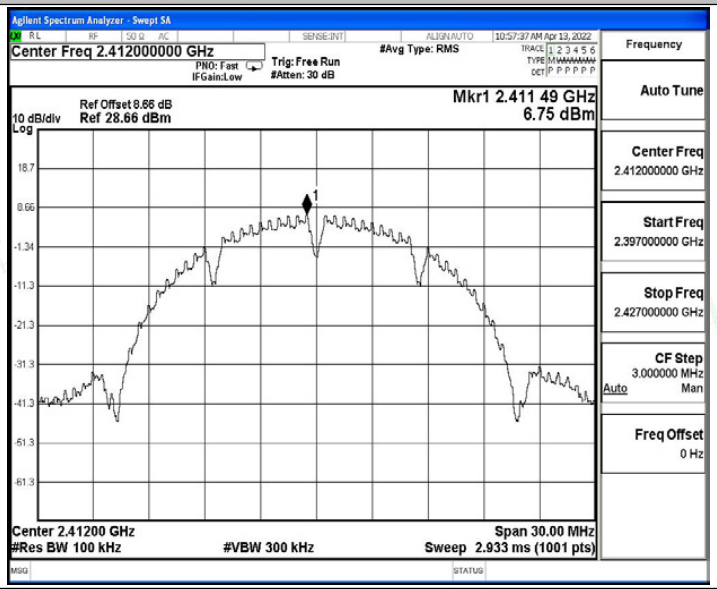

11B_Ant1_2412_30~1000

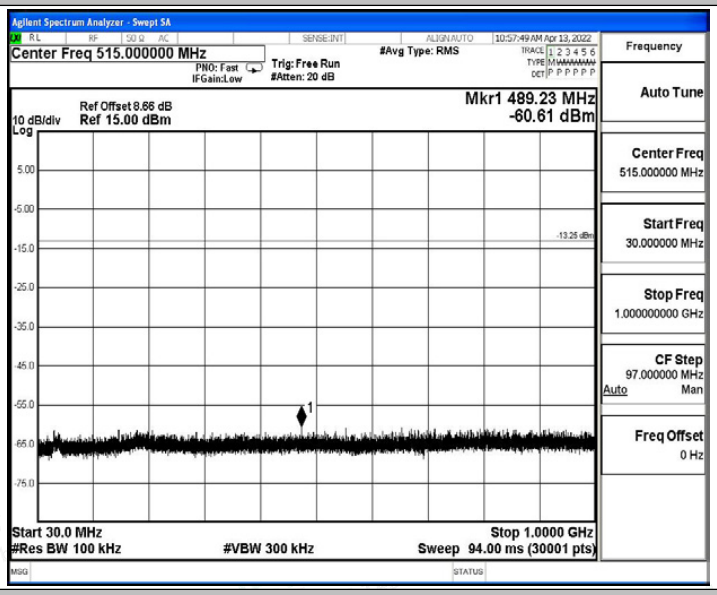

11B_Ant1_2412_1000~26500

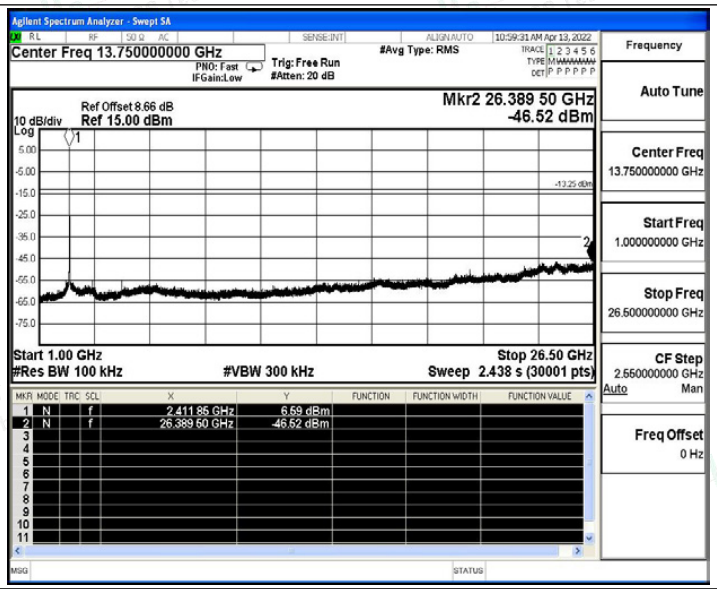

11B_Ant1_2437_0~Reference

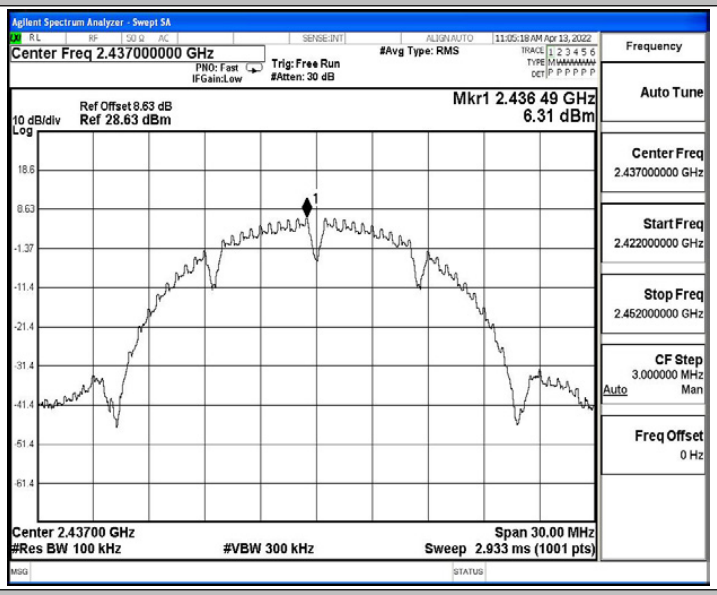

11B_Ant1_2437_30~1000

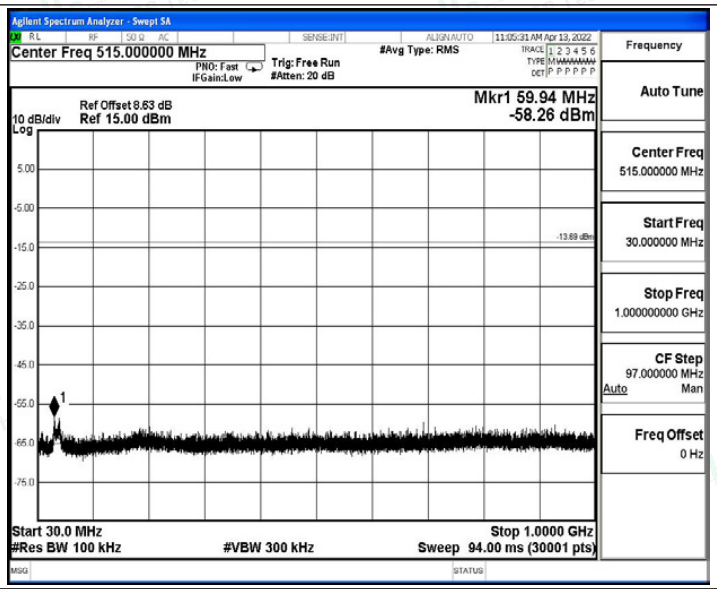

11B_Ant1_2437_1000~26500

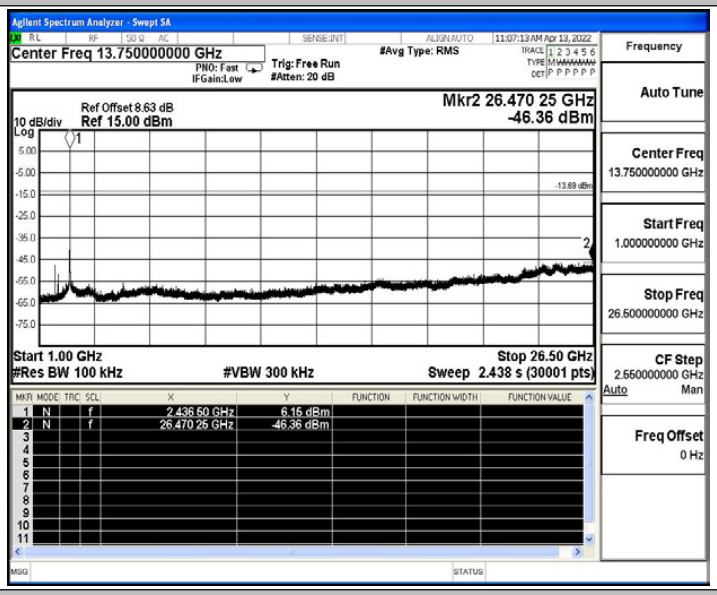

11B_Ant1_2462_0~Reference

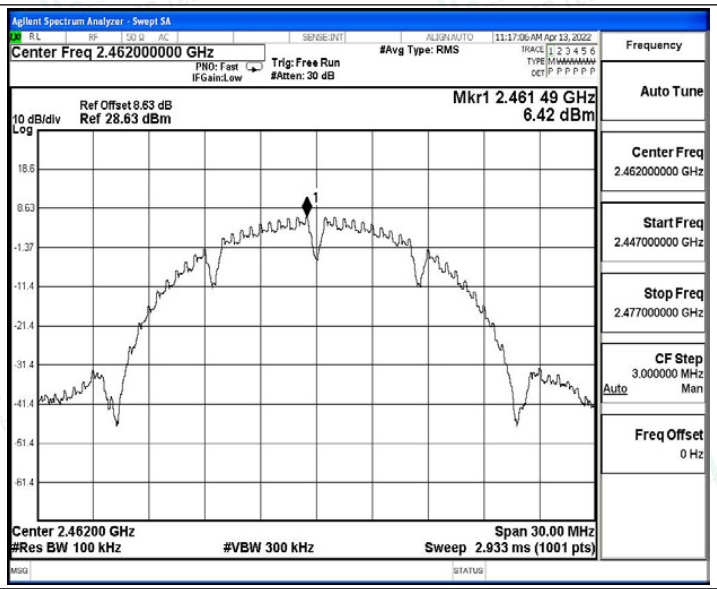

11B_Ant1_2462_30~1000

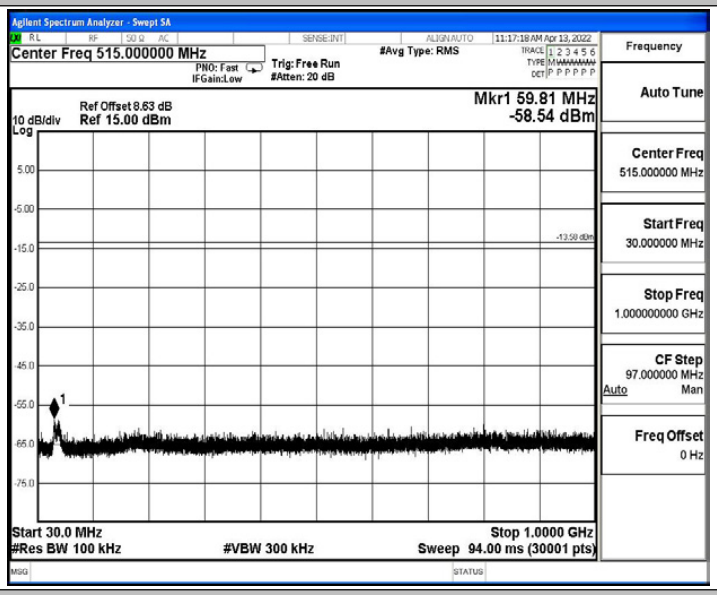

11B_Ant1_2462_1000~26500

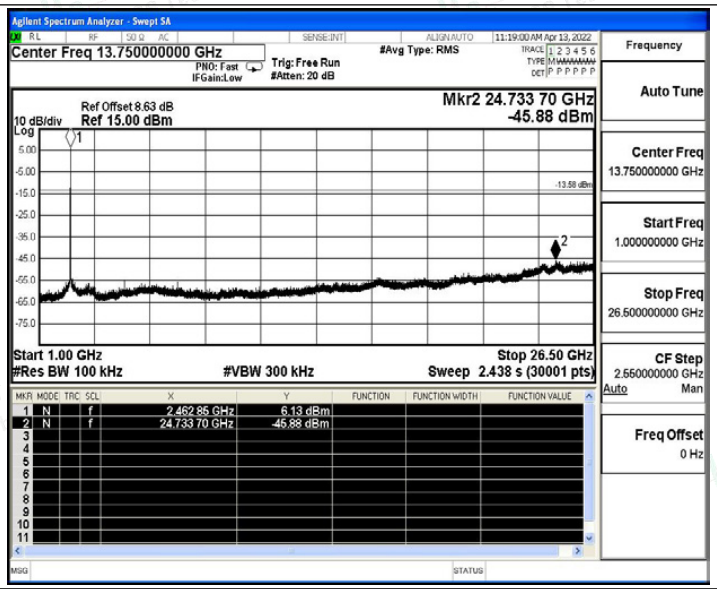

11G_Ant1_2412_0~Reference

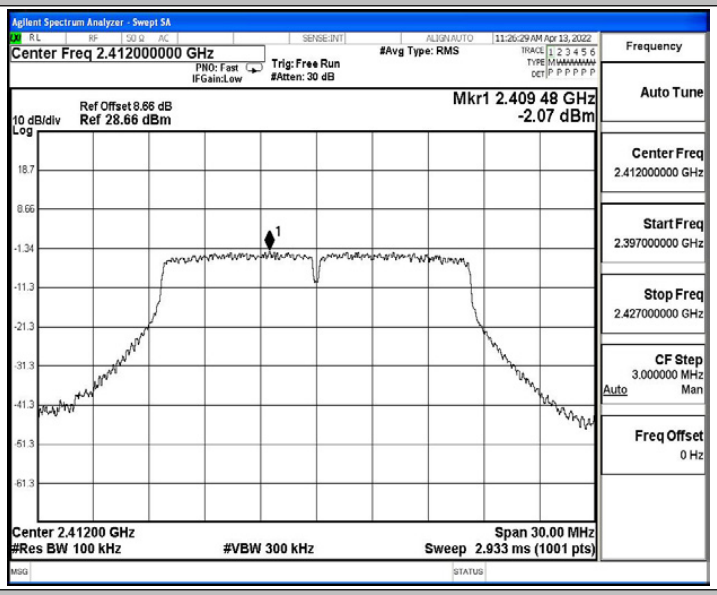

11G_Ant1_2412_30~1000

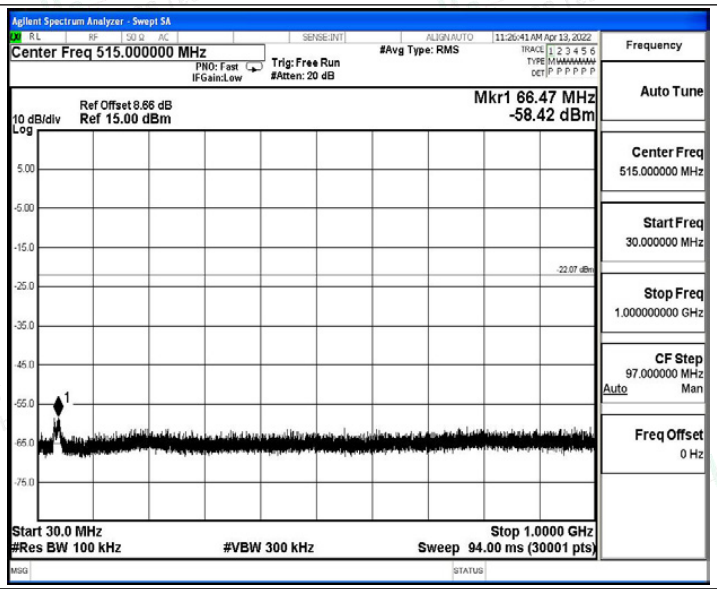

11G_Ant1_2412_1000~26500

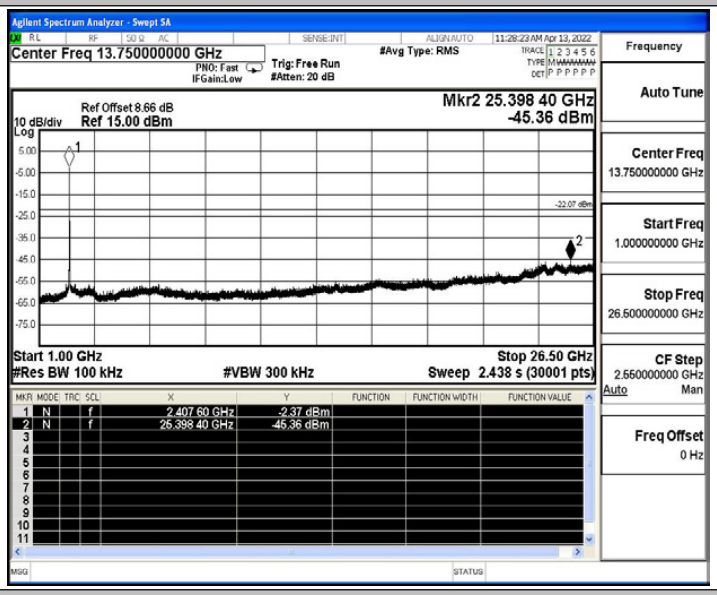

11G_Ant1_2437_0~Reference

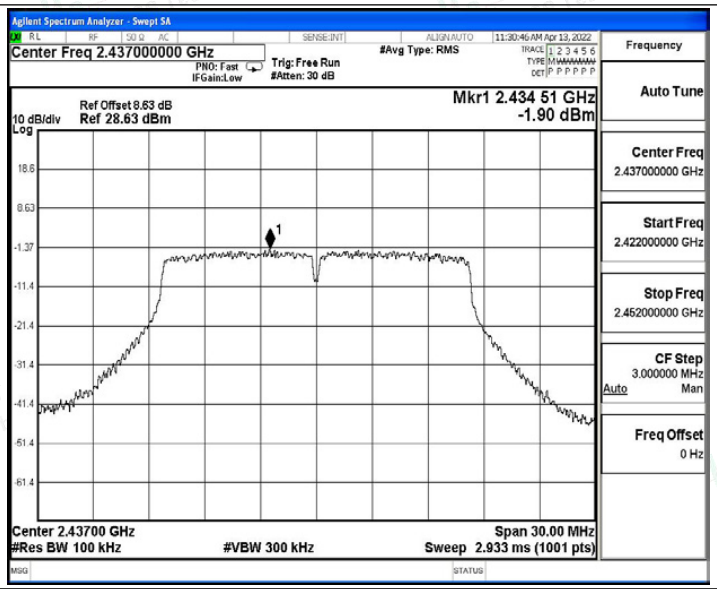

11G_Ant1_2437_30~1000

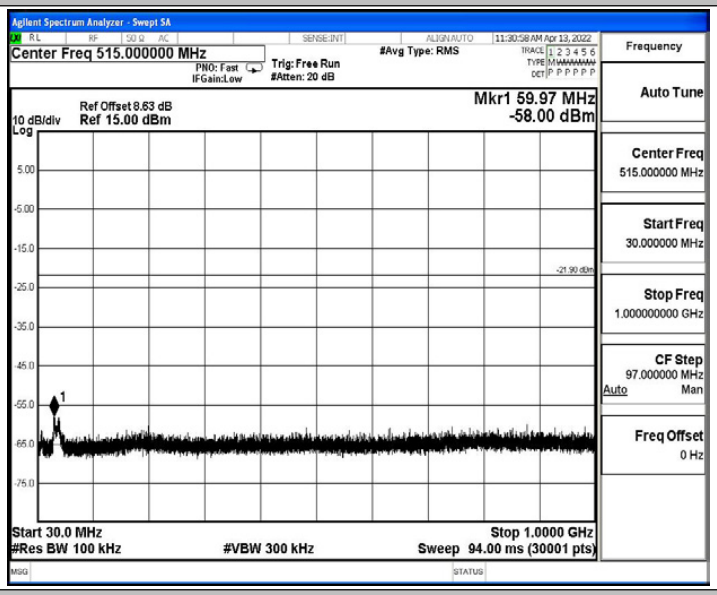

11G_Ant1_2437_1000~26500

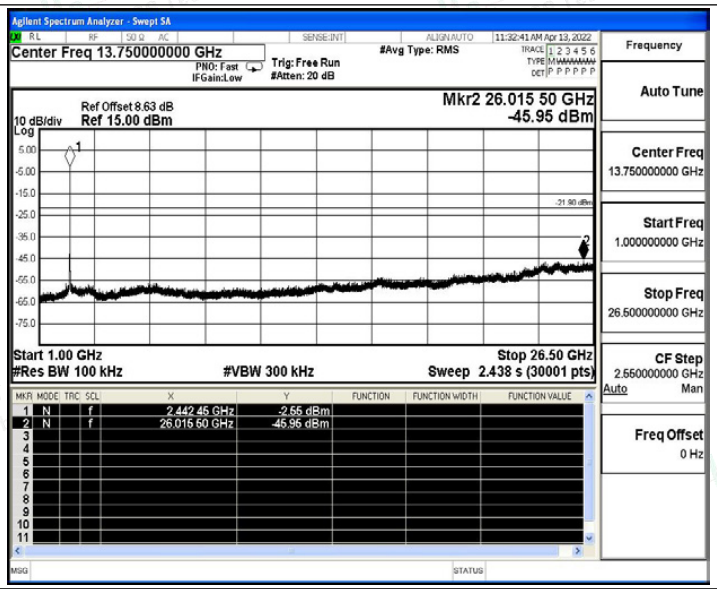

11G_Ant1_2462_0~Reference

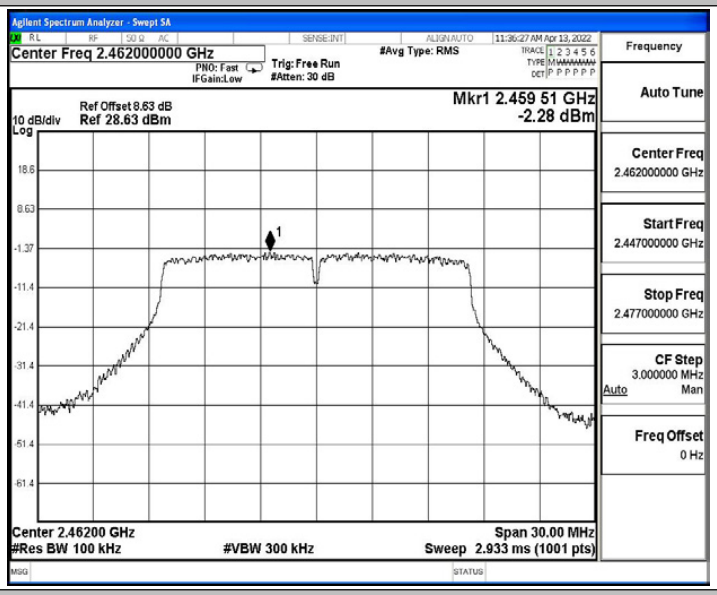

11G_Ant1_2462_30~1000

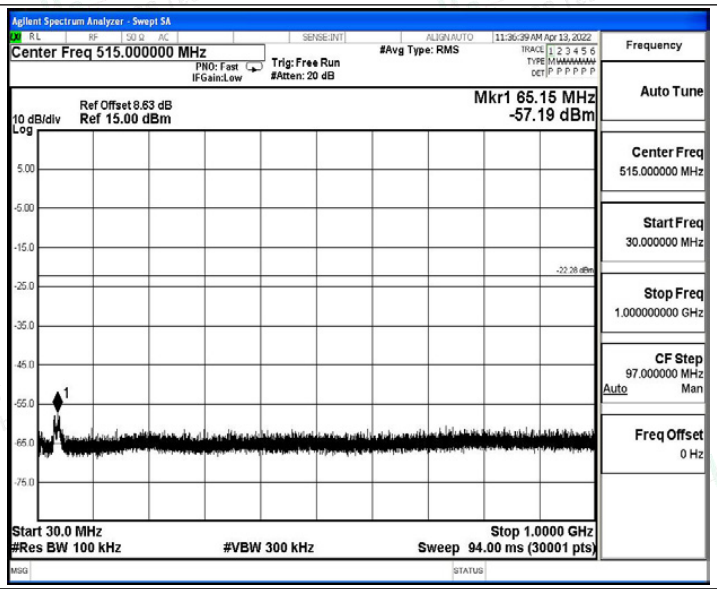

11G_Ant1_2462_1000~26500

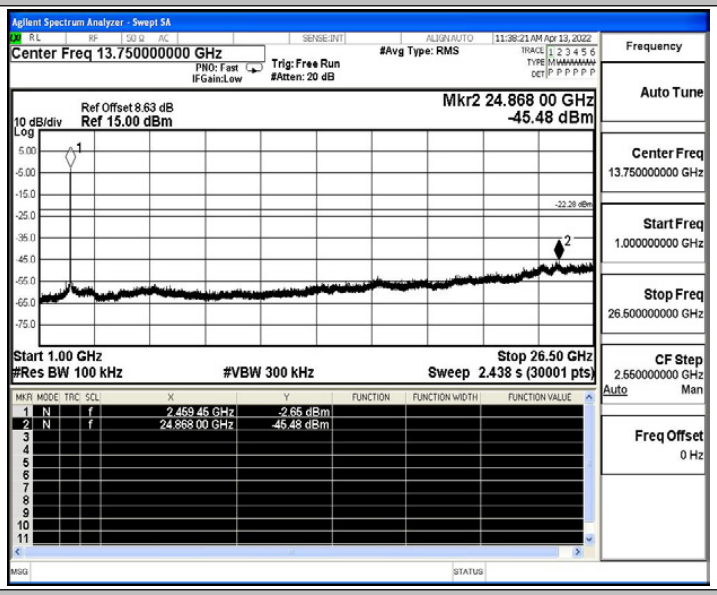

11N20SISO_Ant1_2412_0~Reference

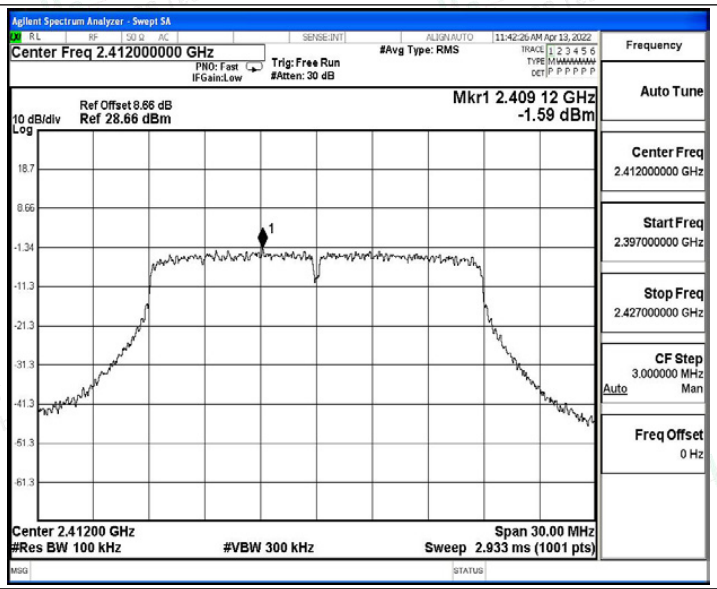

11N20SISO_Ant1_2412_30~1000

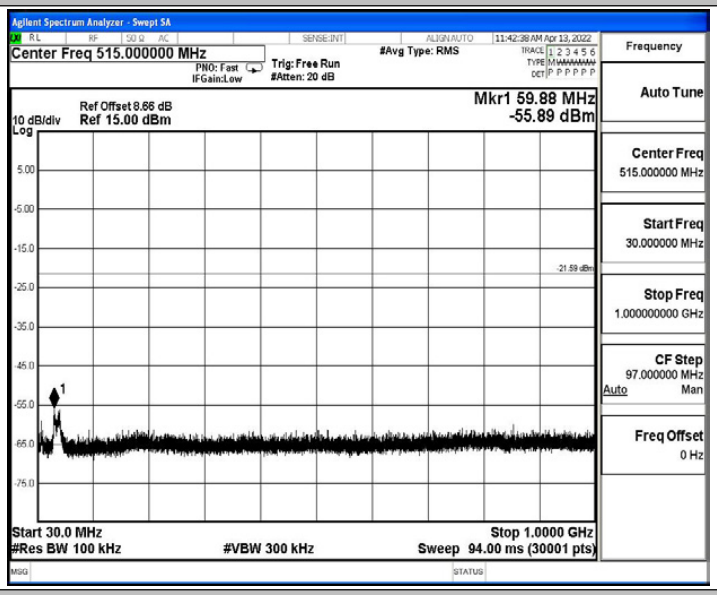

11N20SISO_Ant1_2412_1000~26500