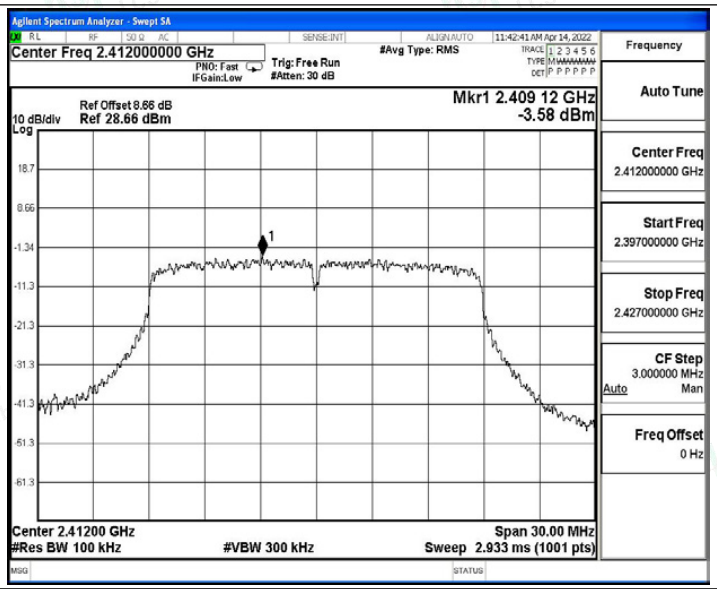

11N20SISO_Ant1_2412_30~1000

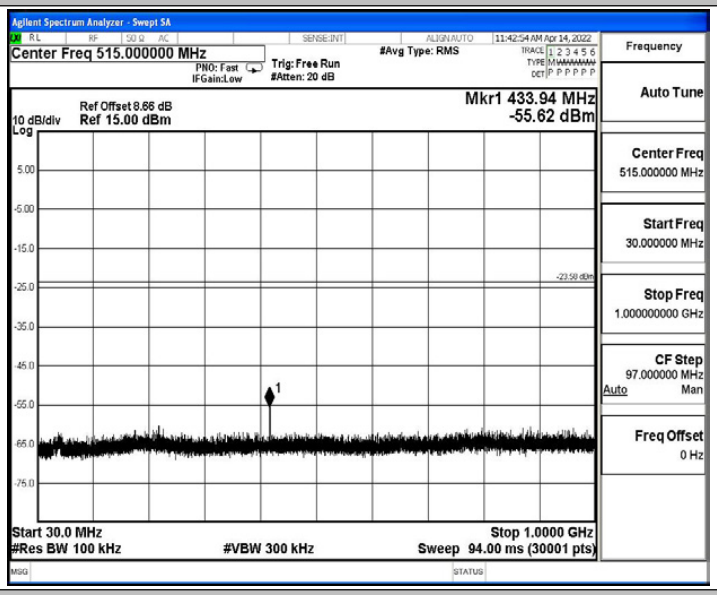

11N20SISO_Ant1_2412_1000~26500

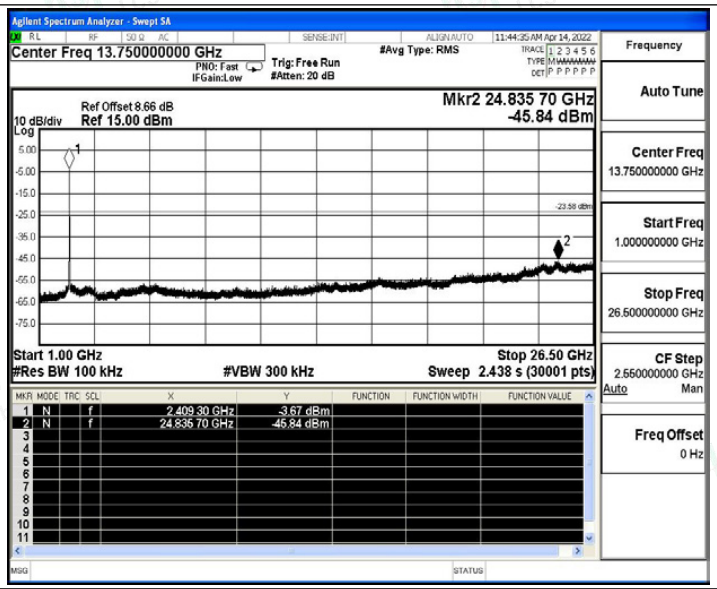

11N20SISO_Ant1_2437_0~Reference

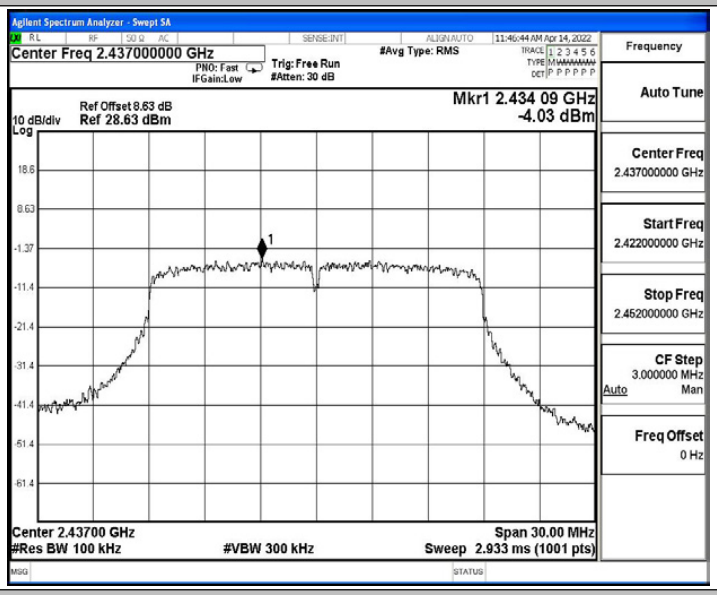

11N20SISO_Ant1_2437_30~1000

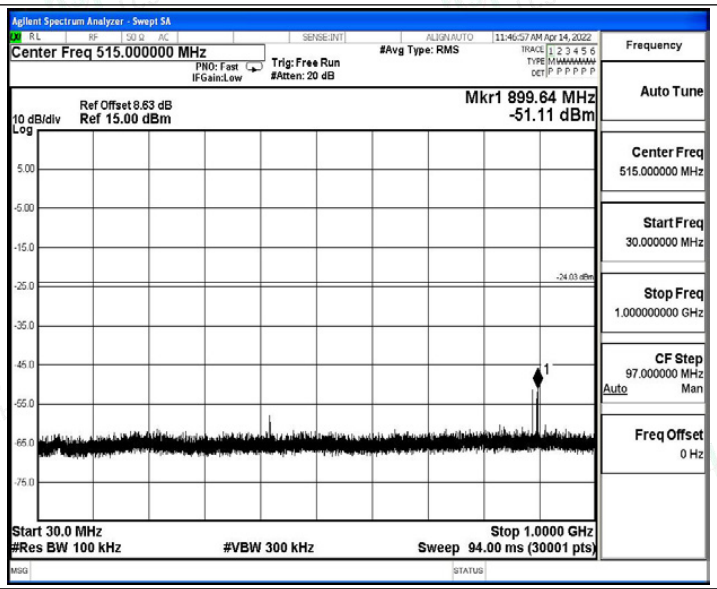

11N20SISO_Ant1_2437_1000~26500

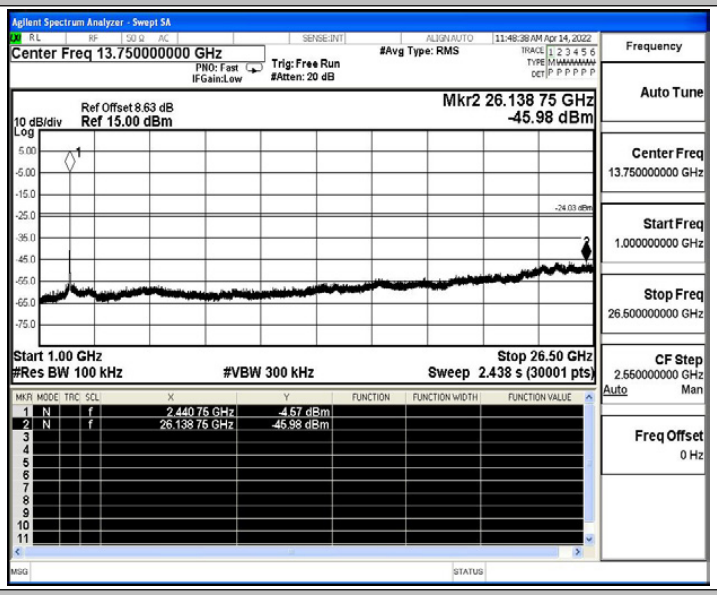

11N20SISO_Ant1_2462_0~Reference

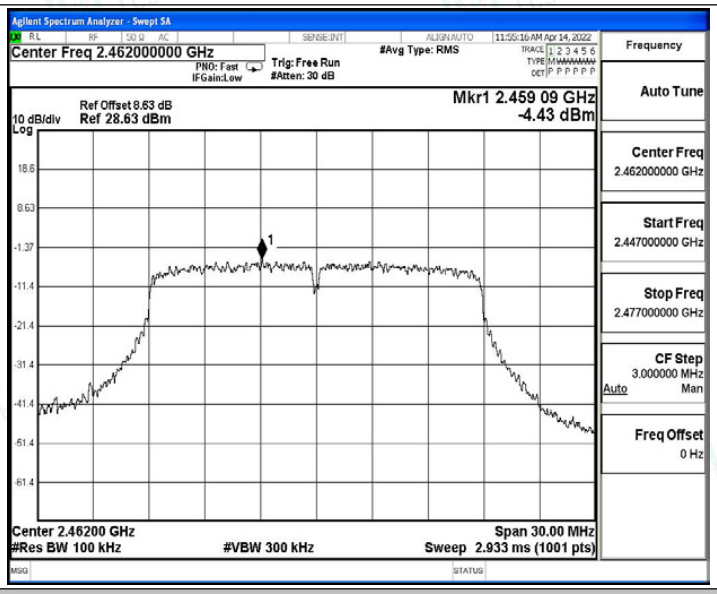

11N20SISO_Ant1_2462_30~1000

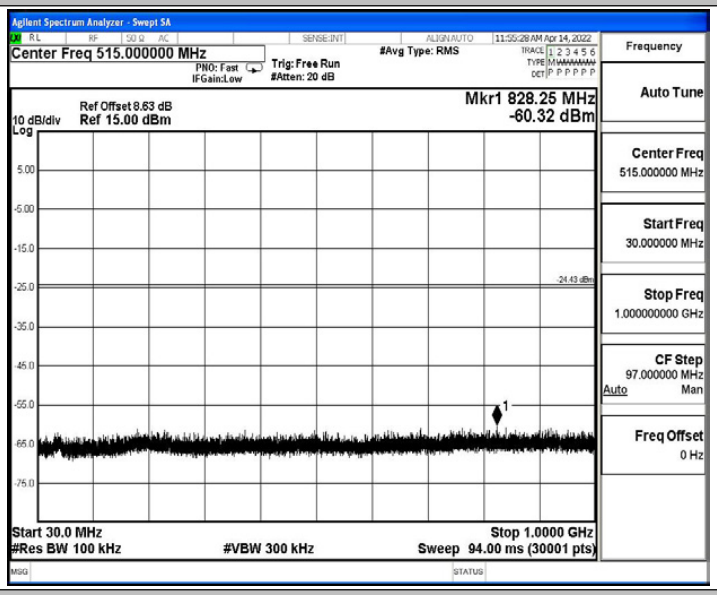

11N20SISO_Ant1_2462_1000~26500

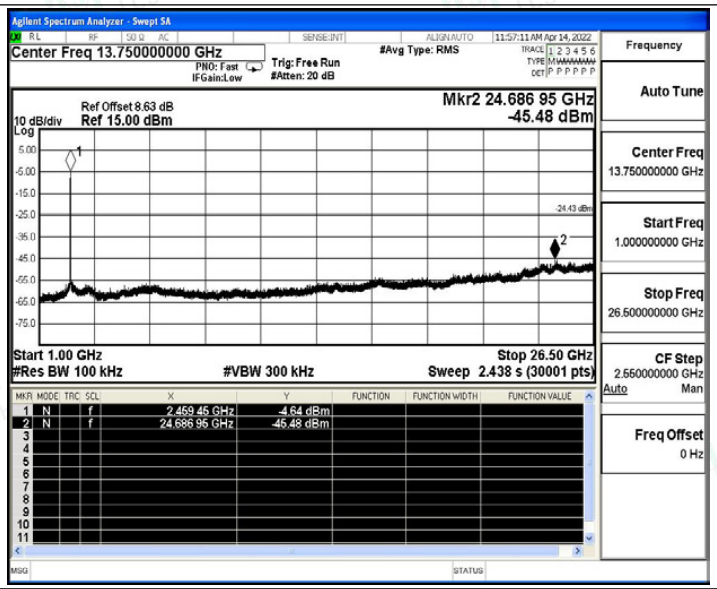

11N40SISO_Ant1_2422_0~Reference

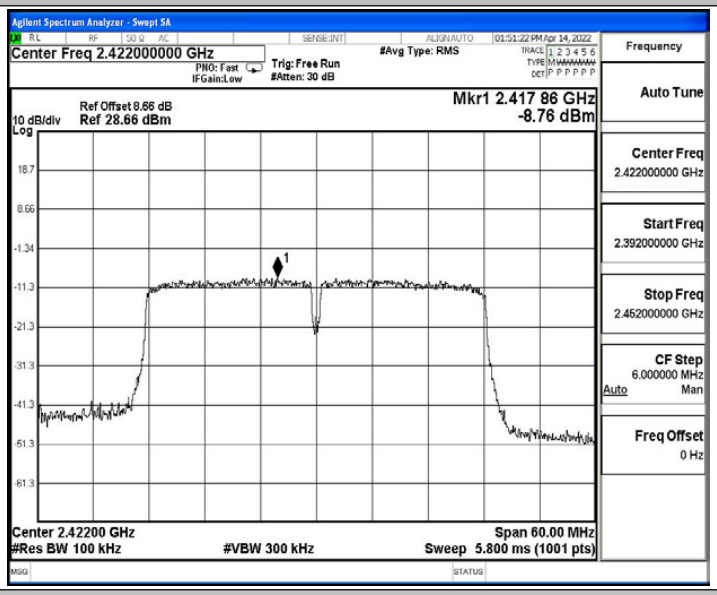

11N40SISO_Ant1_2422_30~1000

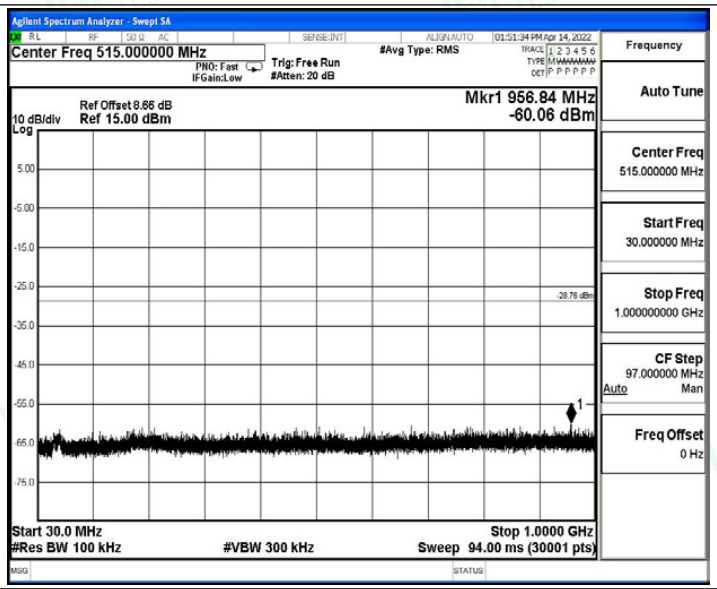

11N40SISO_Ant1_2422_1000~26500

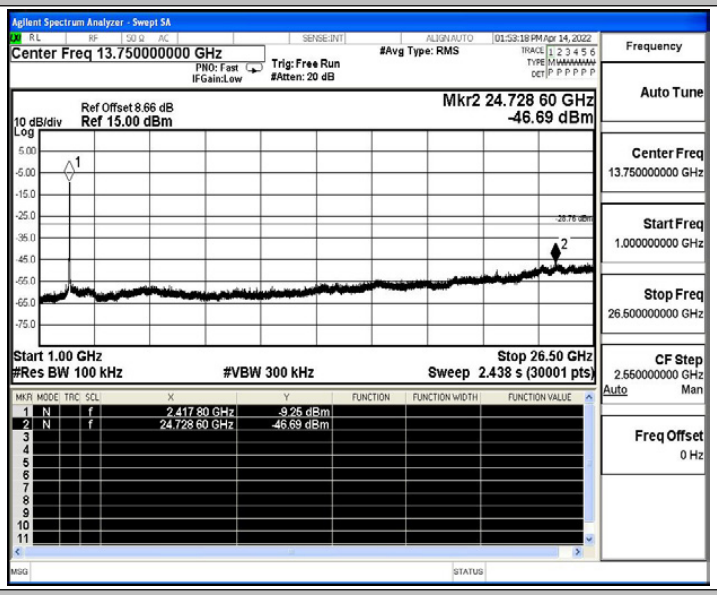

11N40SISO_Ant1_2437_0~Reference

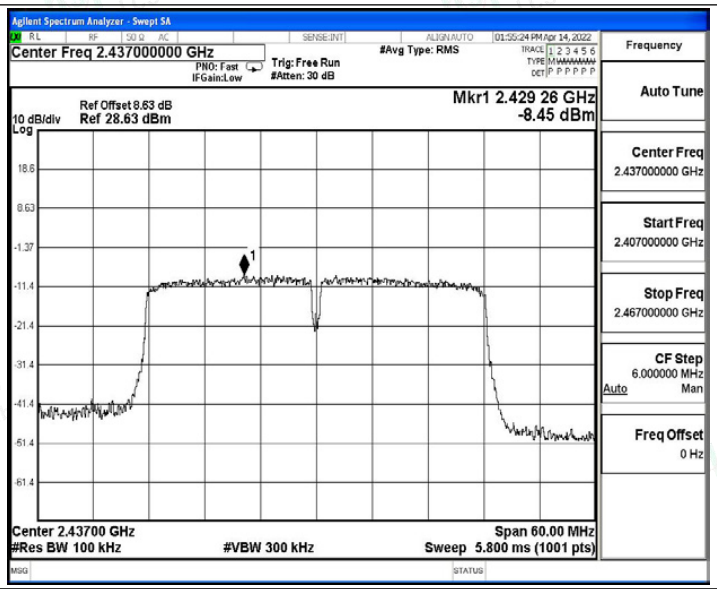

11N40SISO_Ant1_2437_30~1000

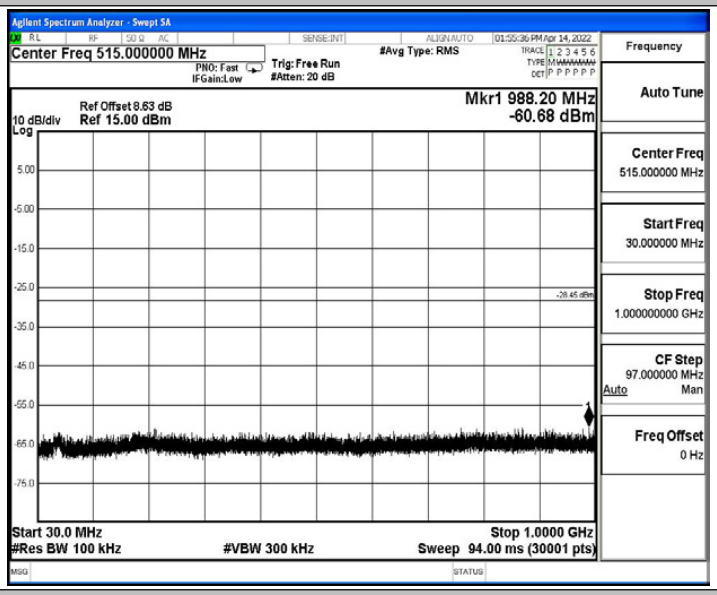

11N40SISO_Ant1_2437_1000~26500

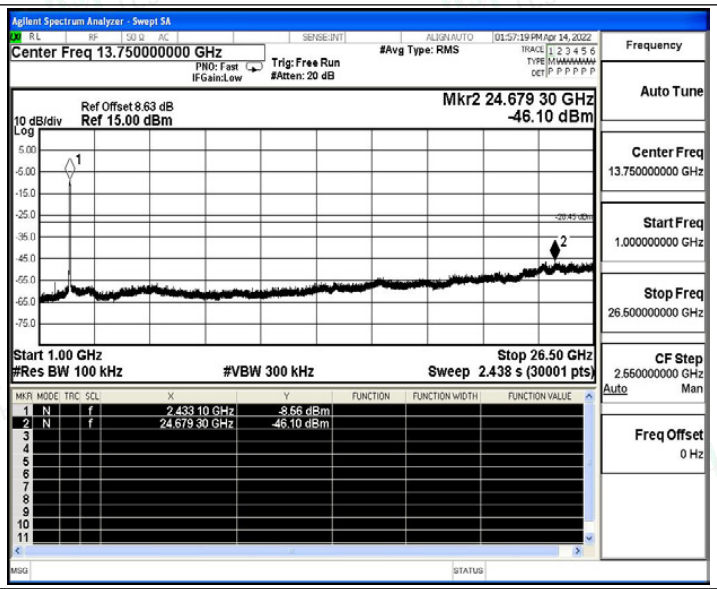

11N40SISO_Ant1_2452_0~Reference

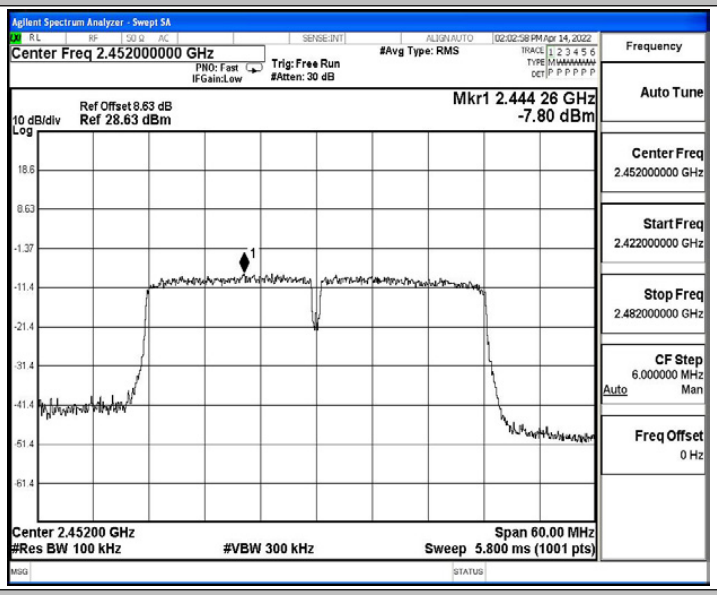

11N40SISO_Ant1_2452_30~1000

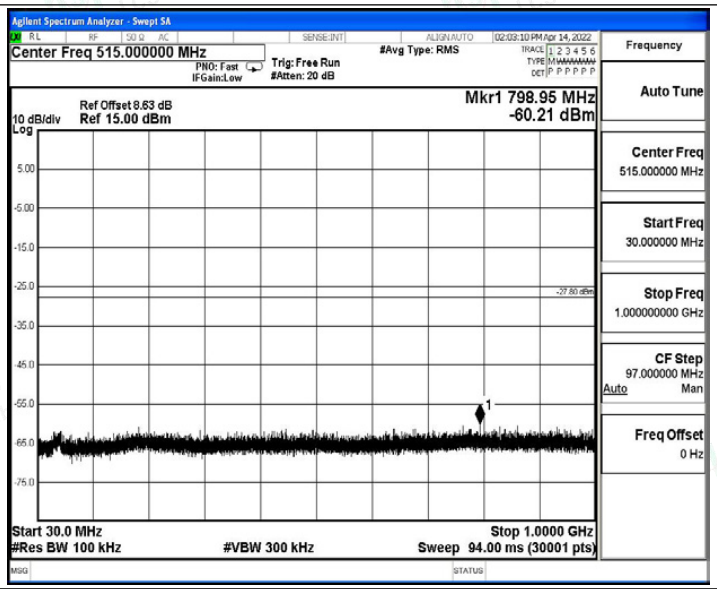

11N40SISO_Ant1_2452_1000~26500

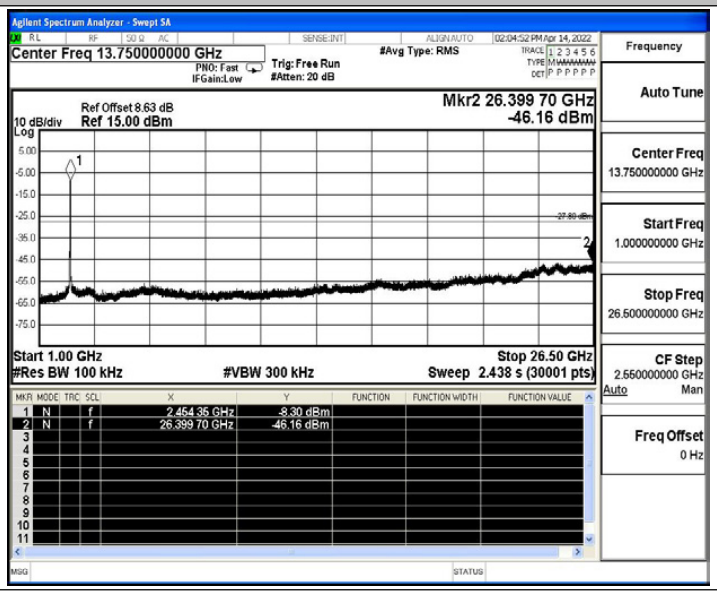

C.6 Duty Cycle

Test Result

TestMode	Antenna	Channel	Transmission Duration [ms]	Transmission Period [ms]	Duty Cycle [%]	1/T	Limit
11B	Ant1	2412	20.00	20.00	100.00	0.01	---
		2437	20.00	20.00	100.00	0.01	---
		2462	20.00	20.00	100.00	0.01	---
11G	Ant1	2412	20.00	20.00	100.00	0.01	---
		2437	20.00	20.00	100.00	0.01	---
		2462	20.00	20.00	100.00	0.01	---
11N20SISO	Ant1	2412	20.00	20.00	100.00	0.01	---
		2437	20.00	20.00	100.00	0.01	---
		2462	20.00	20.00	100.00	0.01	---
11N40SISO	Ant1	2422	20.00	20.00	100.00	0.01	---
		2437	20.00	20.00	100.00	0.01	---
		2452	20.00	20.00	100.00	0.01	---

Test Graphs

11B_Ant1_2412

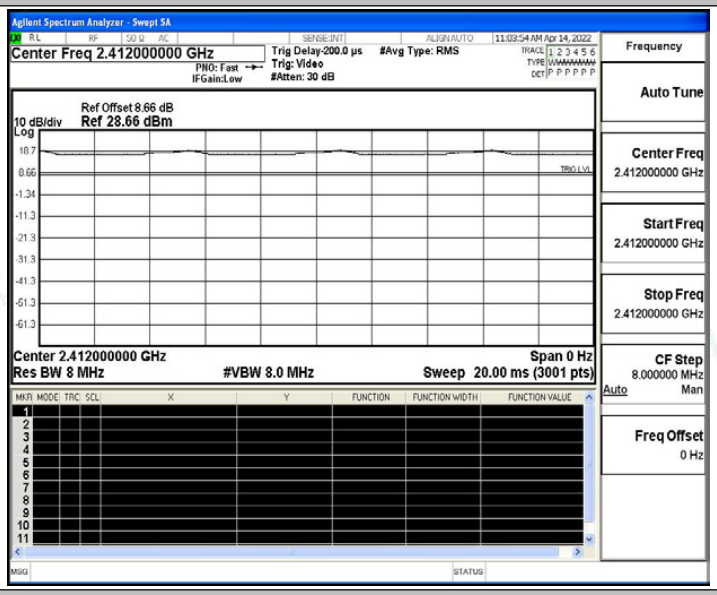

11B_Ant1_2437

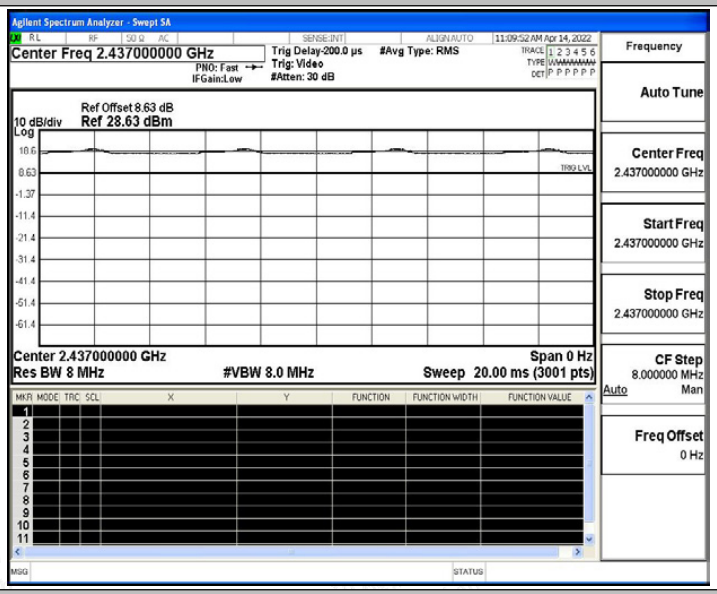

11B_Ant1_2462

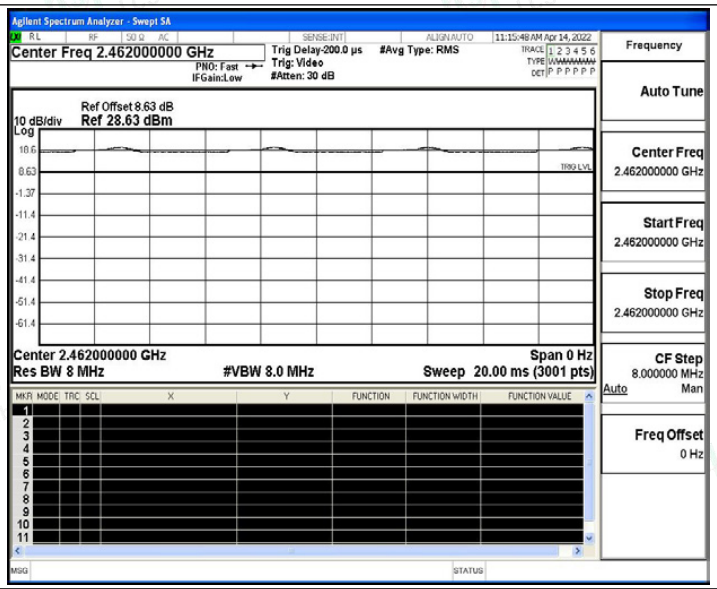

11G_Ant1_2412

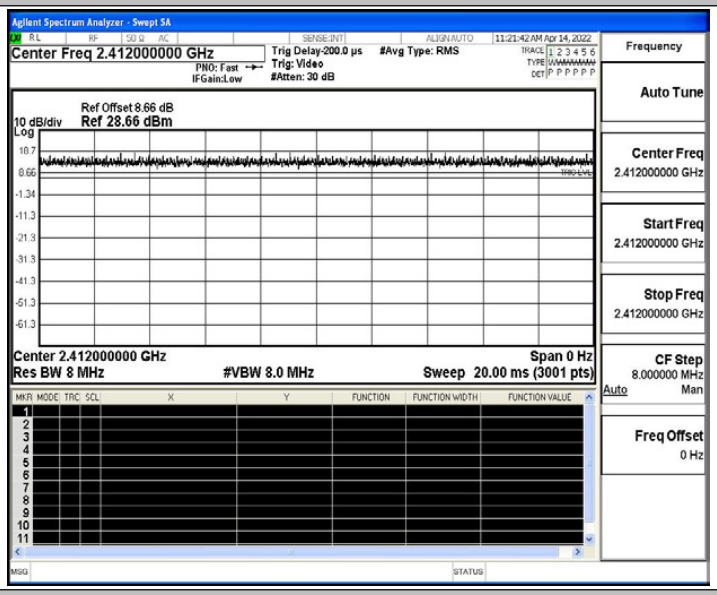

11G_Ant1_2437

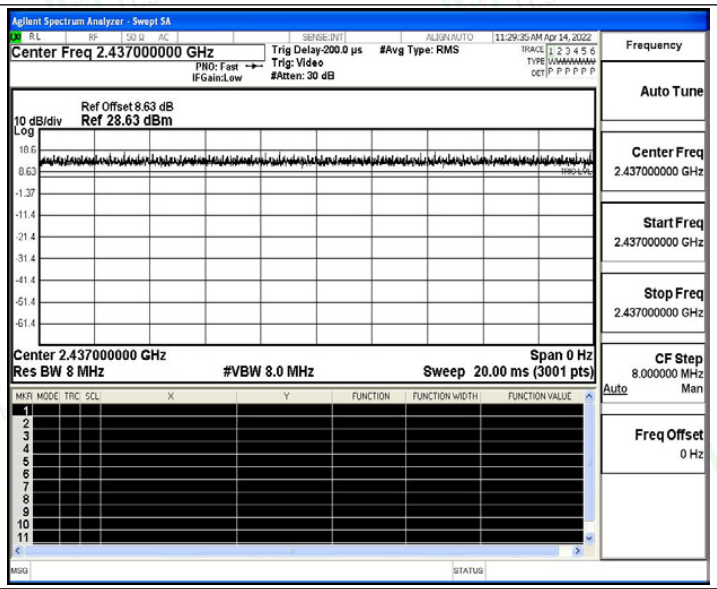

11G_Ant1_2462

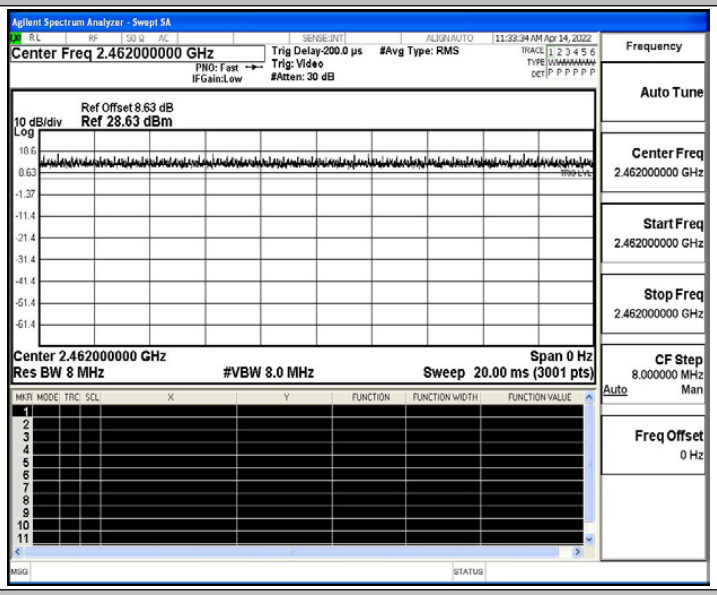

11N20SISO_Ant1_2412

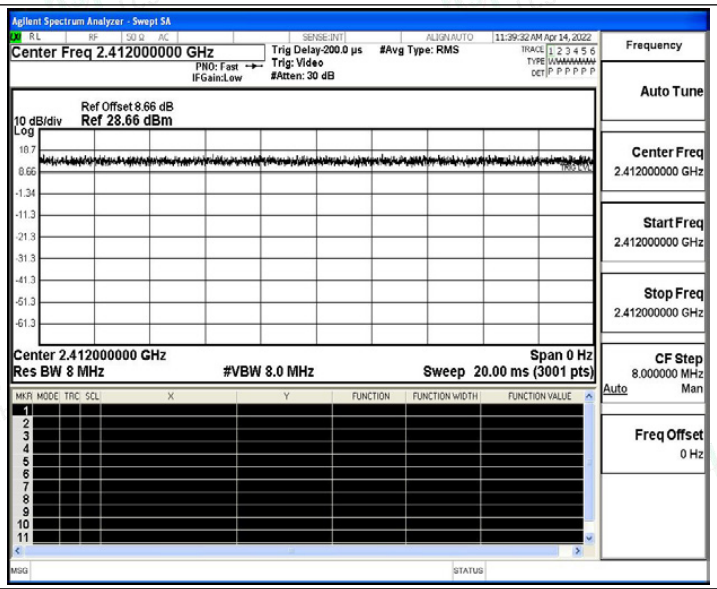

11N20SISO_Ant1_2437

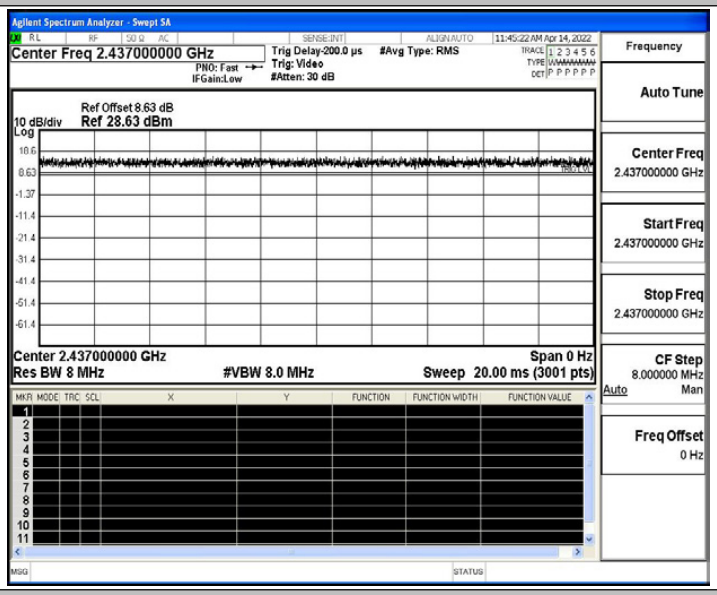

11N20SISO_Ant1_2462

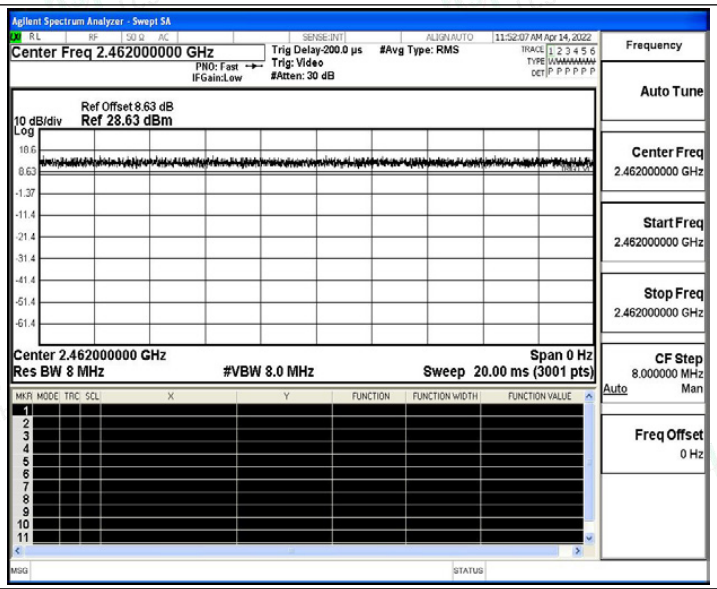

11N40SISO_Ant1_2422

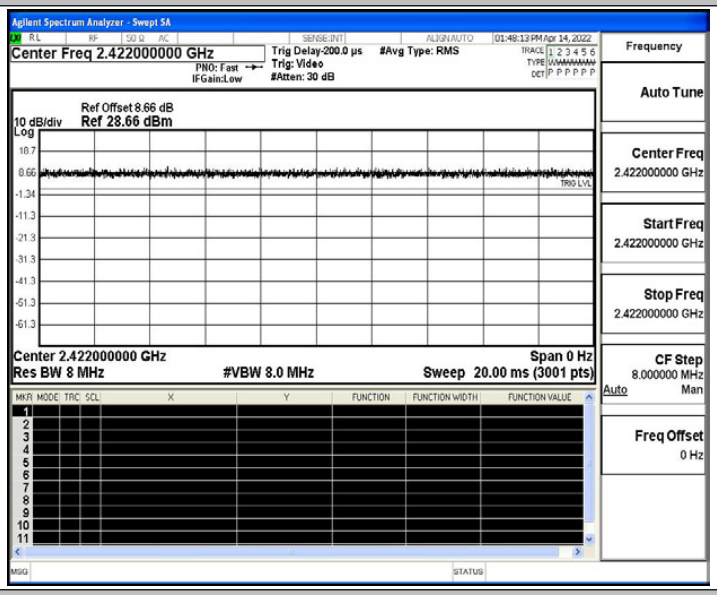

11N40SISO_Ant1_2437

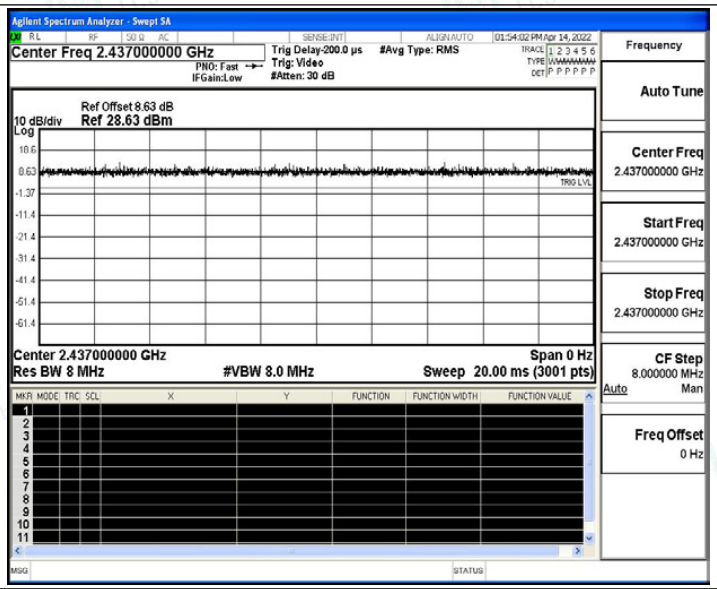

11N40SISO_Ant1_2452

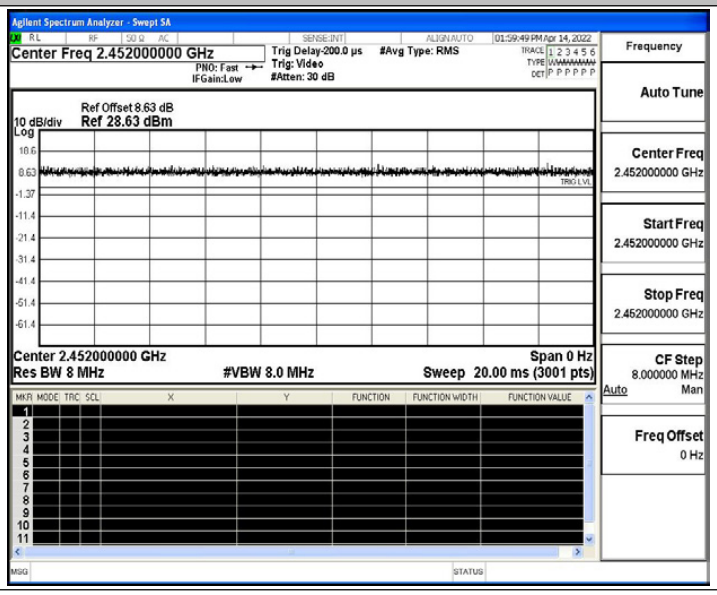

C.7 Emissions in Restricted Bands

Test Result

TestMode	Antenna	ChName	Channel	Detector	Freq. [MHz]	Result [dBm]	Limit [dBm]	Result [dBuV/m]	Limit [dBuV/m]	Verdict
11B	Ant1	Low	2412	AV	2310.000	-55.51	≤-41.20	39.69	≤54	PASS
				AV	2389.180	-50.67	≤-41.20	44.53	≤54	PASS
				AV	2390.000	-50.99	≤-41.20	44.21	≤54	PASS
				Peak	2310.000	-45.05	≤-21.20	50.15	≤74	PASS
				Peak	2389.440	-39.64	≤-21.20	55.56	≤74	PASS
				Peak	2390.000	-40.86	≤-21.20	54.34	≤74	PASS
		High	2462	AV	2483.500	-51.15	≤-41.20	44.05	≤54	PASS
				AV	2483.560	-51.34	≤-41.20	43.86	≤54	PASS
				AV	2500.000	-53.53	≤-41.20	41.67	≤54	PASS
				Peak	2483.500	-40.95	≤-21.20	54.25	≤74	PASS
				Peak	2489.940	-40.75	≤-21.20	54.45	≤74	PASS
				Peak	2500.000	-43.22	≤-21.20	51.98	≤74	PASS
11G	Ant1	Low	2412	AV	2310.000	-56.33	≤-41.20	38.87	≤54	PASS
				AV	2389.960	-47.78	≤-41.20	47.42	≤54	PASS
				AV	2390.000	-47.78	≤-41.20	47.42	≤54	PASS
				Peak	2310.000	-45.61	≤-21.20	49.59	≤74	PASS
				Peak	2389.830	-33.75	≤-21.20	61.45	≤74	PASS
				Peak	2390.000	-34.25	≤-21.20	60.95	≤74	PASS
		High	2462	AV	2483.500	-52.52	≤-41.20	42.68	≤54	PASS
				AV	2483.560	-52.58	≤-41.20	42.62	≤54	PASS
				AV	2500.000	-54.98	≤-41.20	40.22	≤54	PASS
				Peak	2483.500	-39.26	≤-21.20	55.94	≤74	PASS
				Peak	2483.780	-38.05	≤-21.20	57.15	≤74	PASS
				Peak	2500.000	-43.59	≤-21.20	51.61	≤74	PASS
11N20SISO	Ant1	Low	2412	AV	2310.000	-56.31	≤-41.20	38.89	≤54	PASS
				AV	2389.960	-45.91	≤-41.20	49.29	≤54	PASS
				AV	2390.000	-45.91	≤-41.20	49.29	≤54	PASS
				Peak	2310.000	-46.3	≤-21.20	48.90	≤74	PASS
				Peak	2389.960	-29.14	≤-21.20	66.06	≤74	PASS
				Peak	2390.000	-29.14	≤-21.20	66.06	≤74	PASS
		High	2462	AV	2483.500	-52.47	≤-41.20	42.73	≤54	PASS
				AV	2483.560	-52.51	≤-41.20	42.69	≤54	PASS
				AV	2500.000	-54.98	≤-41.20	40.22	≤54	PASS
				Peak	2483.500	-39.89	≤-21.20	55.31	≤74	PASS
				Peak	2484.330	-37.95	≤-21.20	57.25	≤74	PASS

				Peak	2500.000	-44.86	≤-21.20	50.34	≤74	PASS
11N40SISO	Ant1	Low	2422	AV	2310.000	-56.73	≤-41.20	38.47	≤54	PASS
				AV	2389.960	-42.89	≤-41.20	52.31	≤54	PASS
				AV	2390.000	-42.89	≤-41.20	52.31	≤54	PASS
				Peak	2310.000	-46.45	≤-21.20	48.75	≤74	PASS
				Peak	2388.920	-29.61	≤-21.20	65.59	≤74	PASS
				Peak	2390.000	-32.61	≤-21.20	62.59	≤74	PASS
		High	2452	AV	2483.500	-51.61	≤-41.20	43.59	≤54	PASS
				AV	2483.560	-51.68	≤-41.20	43.52	≤54	PASS
				AV	2500.000	-54.27	≤-41.20	40.93	≤54	PASS
				Peak	2483.500	-37.8	≤-21.20	57.40	≤74	PASS
				Peak	2488.070	-35.33	≤-21.20	59.87	≤74	PASS
				Peak	2500.000	-42.4	≤-21.20	52.80	≤74	PASS

Note：

1. The Antenna Gain is compensated in the graph.
2. The limit in dBm for average detector is conversion from 54dBuV/m, according to 15.209(a). The limit in dBm for peak detector is 20dB above the limit of average detector in dBm.

Test Graphs

11B_Ant1_Low_2412_AV

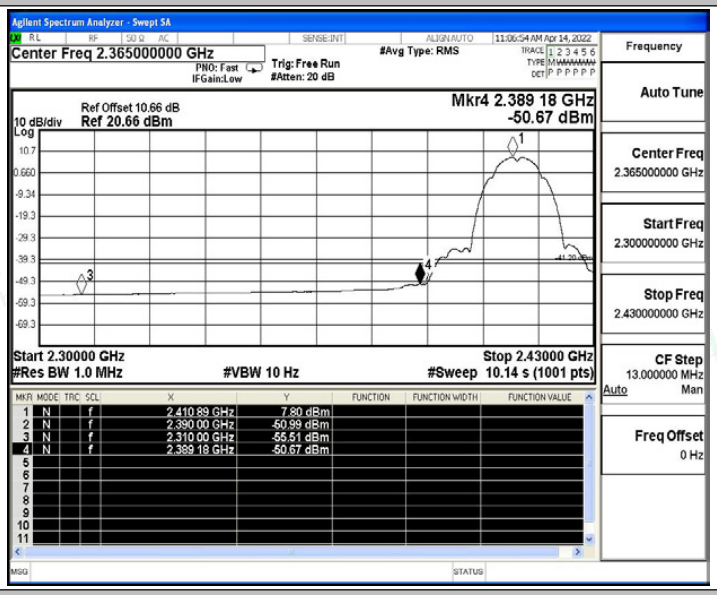

11B_Ant1_Low_2412_Peak

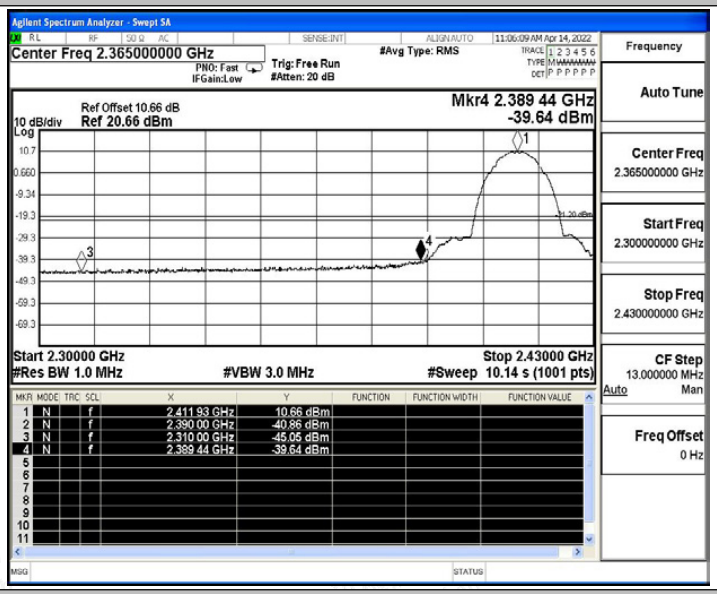

11B_Ant1_High_2462_AV

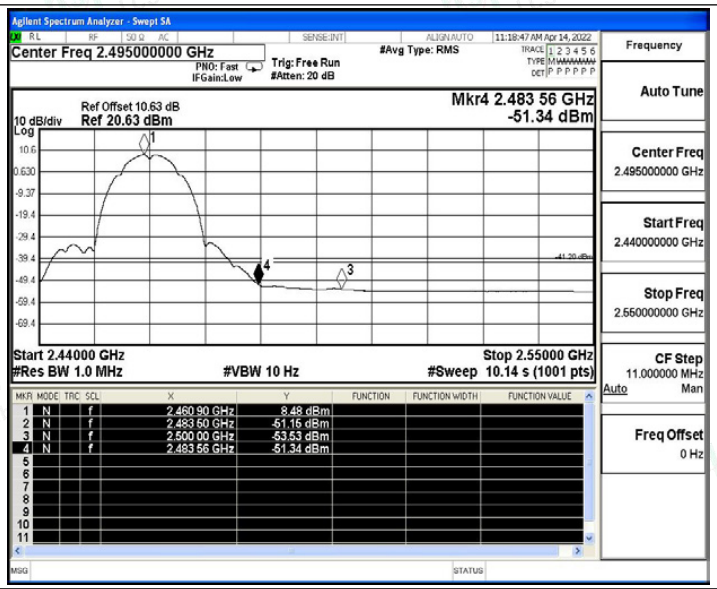

11B_Ant1_High_2462_Peak

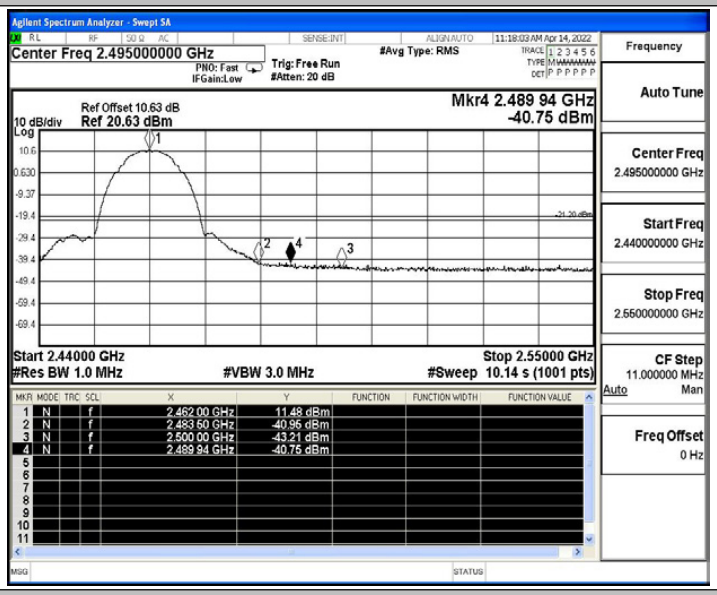

11G_Ant1_Low_2412_AV

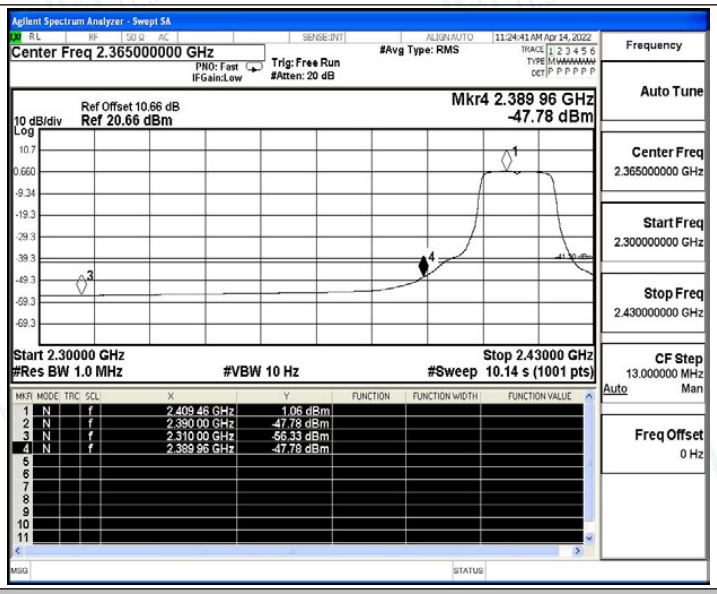

11G_Ant1_Low_2412_Peak

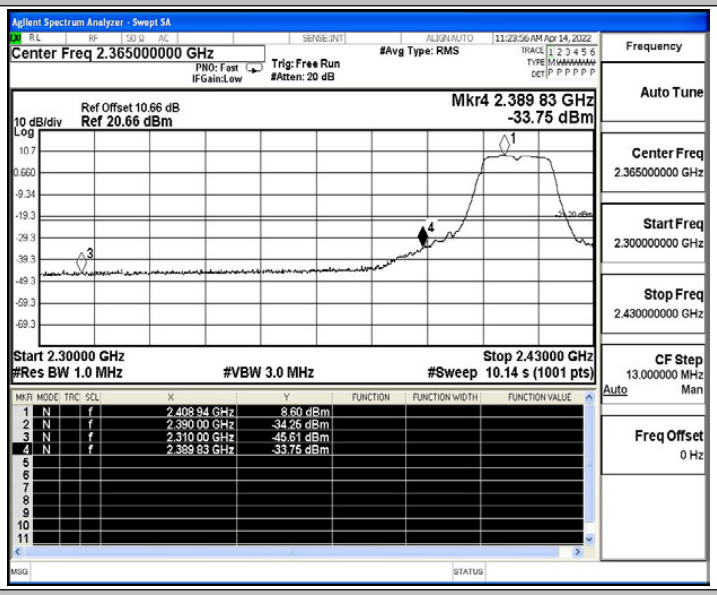

11G_Ant1_High_2462_AV

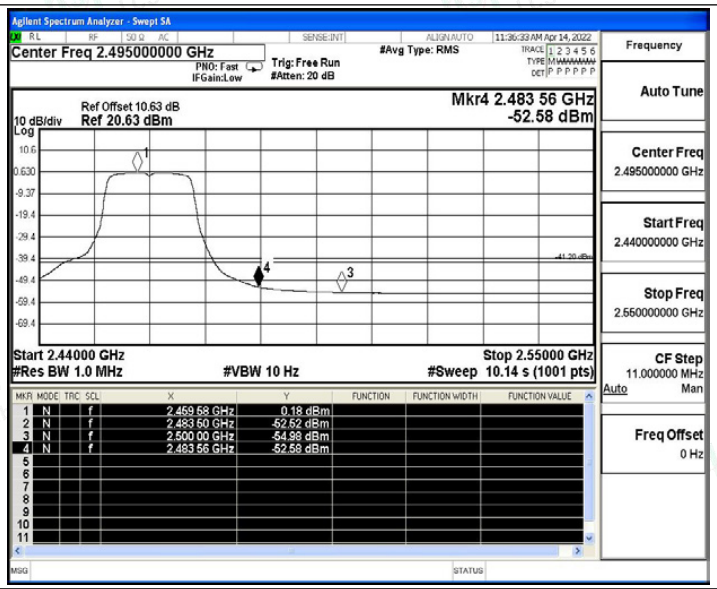

11G_Ant1_High_2462_Peak

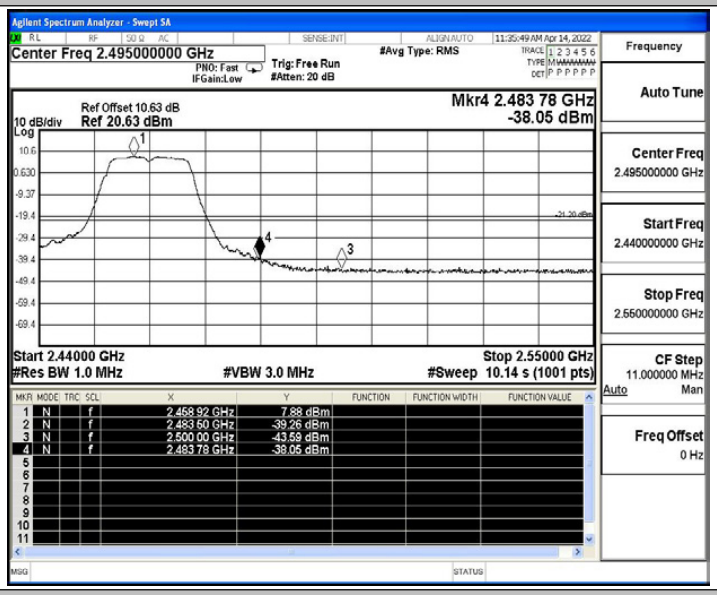

11N20SISO_Ant1_Low_2412_AV

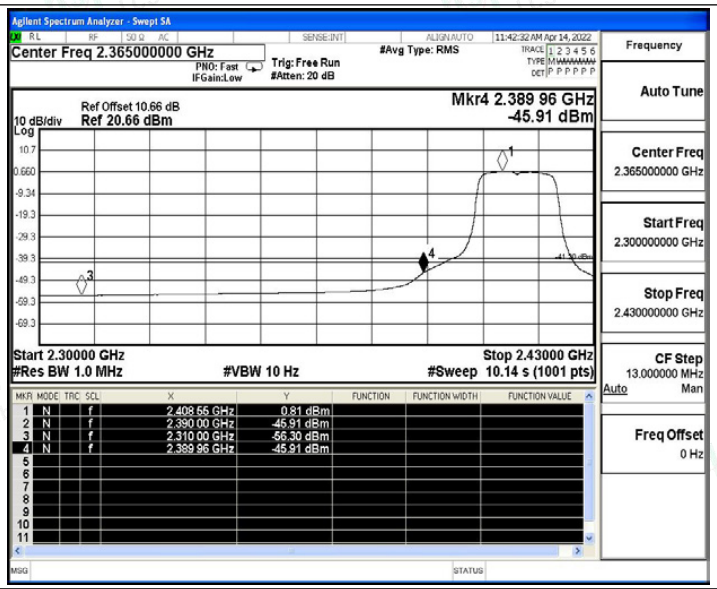

11N20SISO_Ant1_Low_2412_Peak

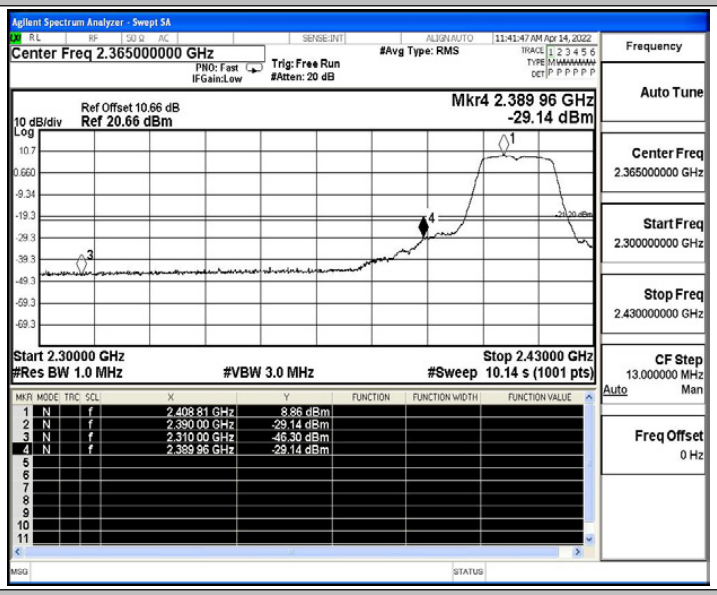

11N20SISO_Ant1_High_2462_AV

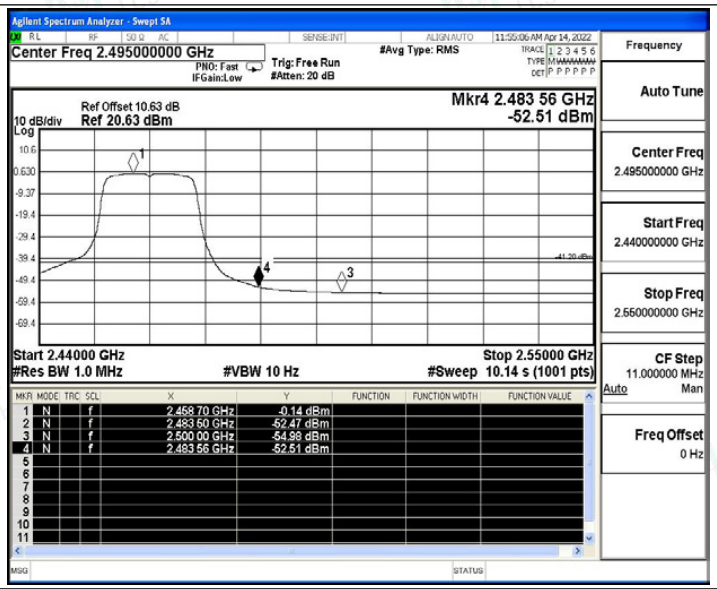

11N20SISO_Ant1_High_2462_Peak

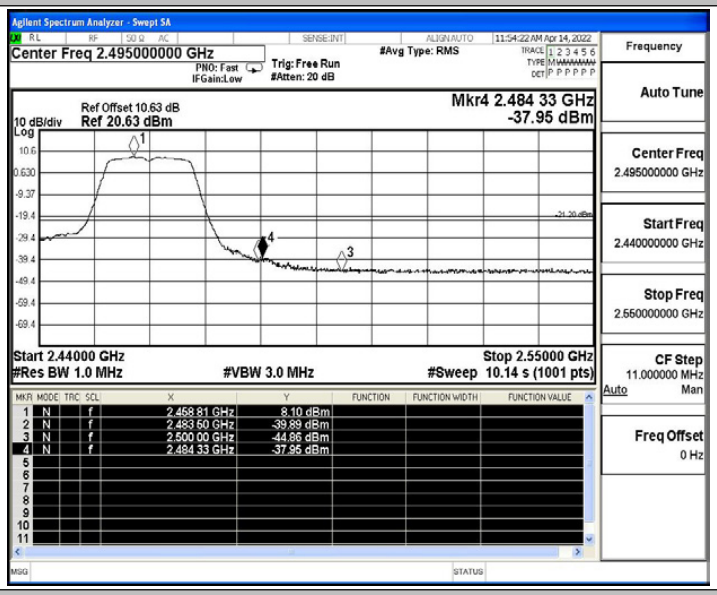

11N40SISO_Ant1_Low_2422_AV

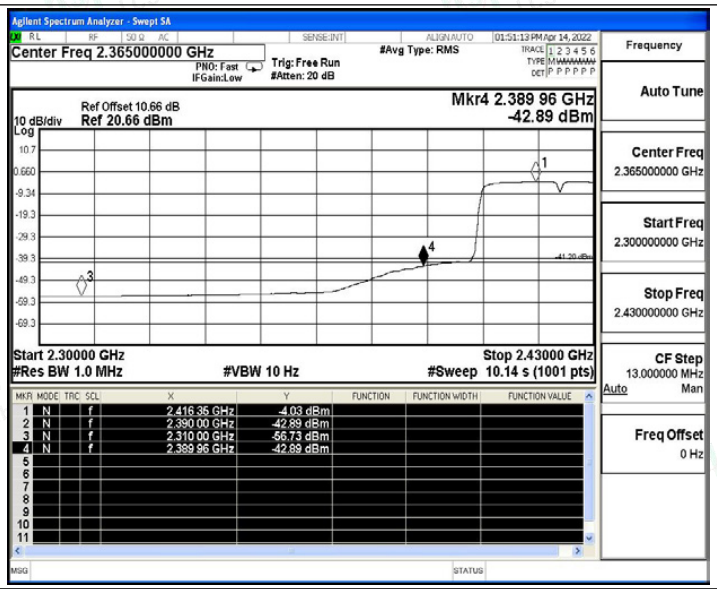

11N40SISO_Ant1_Low_2422_Peak

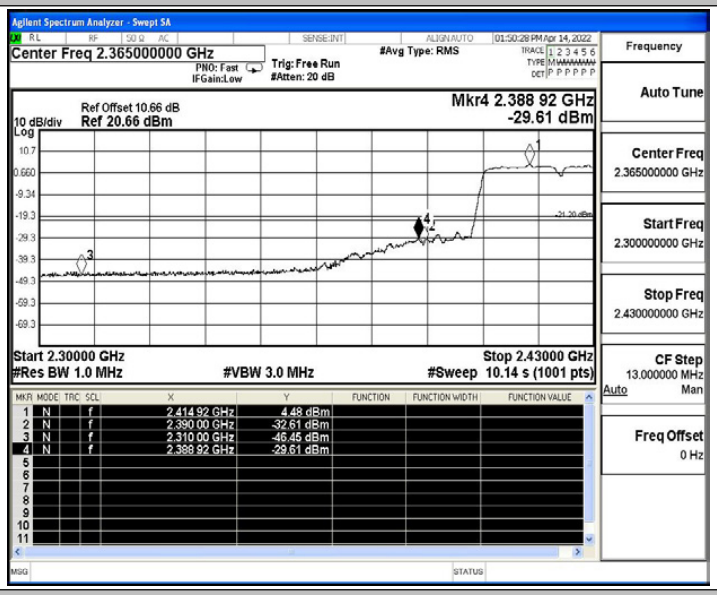

11N40SISO_Ant1_High_2452_AV

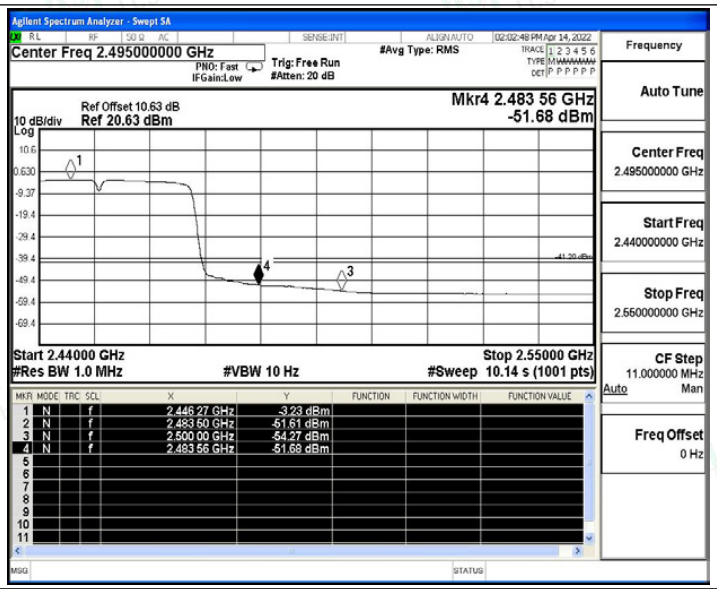
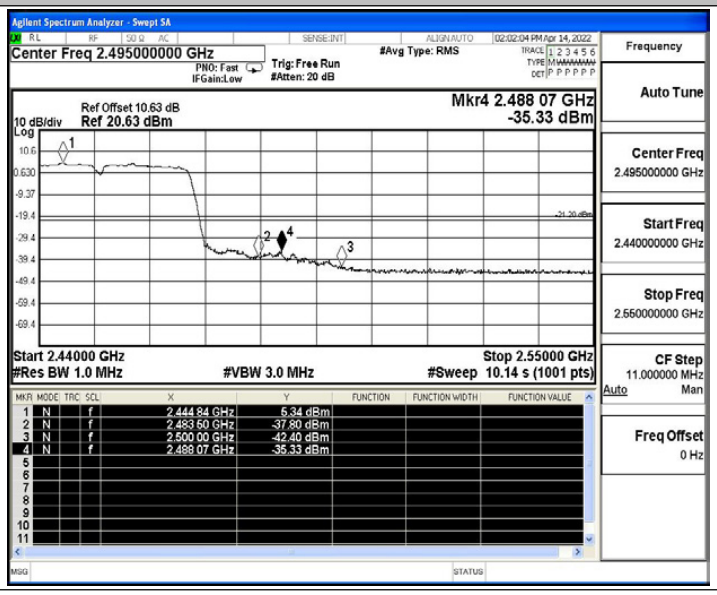
11N40SISO_Ant1_High_2452_Peak