Prüfbericht-Nr.: *Test report no.:*	**IN2393NU 001**	**Auftrags-Nr.:** *Order no.:*	146741356 0020
Kunden-Referenz-Nr.: *Client reference no.:*	2026143	**Auftragsdatum** *Order date:*	2022-12-01
Auftraggeber: *Client:*	TessolveDTS Inc 226 Airport Parkway Suite 100, Sanjose, CALIFORNIA, U.S.A, 95110		
Prüfgegenstand: *Test item:*	Moter Automotive application Gateway		
Bezeichnung.: *Identification .:*	MT-V2001		
Auftrags-Inhalt: *Order content:*	Testing and issue of Test Report With Grant Certificate		
Prüfgrundlage: *Test specification:*	FCC Part 2 & Part 27, FCC Part15 SubpartC 15.207		
Wareneingangsdatum: *Date of sample receipt:*	2022-12-06		
Prüfmuster-Nr & Serien-Nr.: *Test sample no & serial no.:*	A003384947-001 Engineering Sample		
Prüfzeitraum: *Testing period:*	2022-12-06 - 2022-12-15		
Ort der Prüfung: *Place of testing:*	Wireless laboratory, Bangalore		
Prüflaboratorium: *Testing laboratory:*	TÜV Rheinland (India) Pvt.Ltd., 27/B, 2nd Cross, Electronic City Phase1 Bangalore -560 100, India FCC Test site registration number: 496599 ISED Test site registration number: 3466E-1		
Prüfergebnis*: *Test result*:*	Pass		

geprüft von: *tested by:*		**genehmigt von:** *authorized by:*	
Datum: *Date:* 2023-01-23	M.V. Naveen Kumar	**Ausstellatum:** *Issue date:* 2023-04-26	K.N
Stellung / *Position:*	**M.V.Naveen Kumar** **Engineer**	**Stellung** / *Position:*	**Madhu K.N** **Senior Engineer**
Sonstiges / *Other:*	FCC ID: 2A6PTMT2V1001		

Zustand des Prüfgegenstandes bei Anlieferung: *Condition of the test item at delivery:*	**Prüfmuster vollständig und unbeschädigt** ***Test item complete and undamaged***

* Legende:	1 = sehr gut	2 = gut	3 = befriedigend	4 = ausreichend	5 = mangelhaft
	P(ass) = entspricht o.g. Prüfgrundlage(n)		F(ail) = entspricht nicht o.g. Prüfgrundlage(n)	N/A = nicht anwendbar	N/T = nicht getestet
** Legend:*	*1 = very good*	*2 = good*	*3 = satisfactory*	*4 = sufficient*	*5 = poor*
	P(ass) = passed a.m. test specification(s)		*F(ail) = failed a.m. test specification(s)*	*N/A = not applicable*	*N/T = not tested*

Dieser Prüfbericht bezieht sich nur auf das o.g. Prüfmuster und darf ohne Genehmigung der Prüfstelle nicht auszugsweise vervielfältigt werden. Dieser Bericht berechtigt nicht zur Verwendung eines Prüfzeichens.
This test report only relates to the a. m. test sample. Without permission of the test center this test report is not permitted to be replicated in extracts. This test report does not entitle to carry any test mark.

1	Alle eingesetzten Prüfmittel waren zum angegebenen Prüfzeitraum gemäß eines festgelegten Kalibrierungsprogramms unseres Prüfhauses kalibriert. Sie entsprechen den in den Prüfprogrammen hinterlegten Anforderungen. Die Rückverfolgbarkeit der eingesetzten Prüfmittel ist durch die Einhaltung der Regelungen unseres Managementsystems gegeben. Detaillierte Informationen bezüglich Prüfkonditionen, Prüfequipment und Messunsicherheiten sind im Prüflabor vorhanden und können auf Wunsch bereitgestellt werden. *The equipment used during the specified testing period was calibrated according to our test laboratory calibration program. The equipment fulfils the requirements included in the relevant standards. The traceability of the test equipment used is ensured by compliance with the regulations of our management system.* *Detailed information regarding test conditions, equipment and measurement uncertainty is available in the test laboratory and could be provided on request.*
2	Wie vertraglich vereinbart, wurde dieses Dokument nur digital unterzeichnet. Der TÜV Rheinland hat nicht überprüft, welche rechtlichen oder sonstigen diesbezüglichen Anforderungen für dieses Dokument gelten. Diese Überprüfung liegt in der Verantwortung des Benutzers dieses Dokuments. Auf Verlangen des Kunden kann der TÜV Rheinland die Gültigkeit der digitalen Signatur durch ein gesondertes Dokument bestätigen. Diese Anfrage ist an unseren Vertrieb zu richten. Eine Umweltgebühr für einen solchen zusätzlichen Service wird erhoben. *As contractually agreed, this document has been signed digitally only. TUV Rheinland has not verified and unable to verify which legal or other pertaining requirements are applicable for this document. Such verification is within the responsibility of the user of this document. Upon request by its client, TUV Rheinland can confirm the validity of the digital signature by a separate document. Such request shall be addressed to our Sales department. An environmental fee for such additional service will be charged.*
3	Prüfklausel mit der Note * wurden an qualifizierte Unterauftragnehmer vergeben und sind unter der jeweiligen Prüfklausel des Berichts beschrieben. Abweichungen von Prüfspezifikation(en) oder Kundenanforderungen sind in der jeweiligen Prüfklausel im Bericht aufgeführt. *Test clauses with remark of * are subcontracted to qualified subcontractors and descripted under the respective test clause in the report.* *Deviations of testing specification(s) or customer requirements are listed in specific test clause in the report.*
4	Die Entscheidungsregel für Konformitätserklärungen in diesem Prüfbericht basiert auf der "Null-Grenzwert-Regel" und der "Einfachen Akzeptanz" gemäß ILAC G8:2019 und IEC Guide 115:2021, es sei denn, in der auf Seite 1 dieses Berichts genannten angewandten Norm ist etwas anderes festgelegt oder vom Kunden gewünscht. Dies bedeutet, dass die Messunsicherheit nicht berücksichtigt wird und daher auch nicht im Prüfbericht angegeben wird. *The decision rule for statements of conformity in this test report is based on the "Zero Guard Band Rule" and "Simple Acceptance" in accordance with ILAC G8:2019 and IEC Guide 115:2021, unless otherwise specified in the applied standard mentioned on Page 1 of this report or requested by the customer. This means that measurement uncertainty is not taken in account and hence also not declared in the test report.*

TEST SUMMARY

Test Item	FCC Clause	Results
Conducted Output Average Power and Peak to Average Power ratio	§27.50	Pass
Equivalent Isotropic Radiated Power (EIRP) / Effective Radiated Power (ERP)	§2.1046 §27.50	Pass
Field strength of spurious radiation	§2.1053 §27.53(c)(f)	Pass
Frequency Stability	§2.1055 §27.54	N/T
Emission Bandwidth and Occupied Bandwidth	§2.1049	N/T
Band Edge	§2.1051 §27.53(c)	N/T
Spurious emissions at antenna terminals	§2.1051 §27.53(c)	N/T
Conducted Emissions on A.C Power Lines	FCC 15.207	Pass

Note:

N/T: Not Tested since **Motor Automotive application Gateway** product uses certified RF modules with **FCC ID: XMR2021EM05G**, Hence the above mentioned test cases are excluded and which can be found in the module test report of respective FCC ID

Product	Applicant	FCC ID	Report No	Issued By	Grant Date
EM05-G	Quectel Wireless Solutions Company Limited	XMR2021EM05G	SHR/2021/3000701	SGS-CSTC Standards Technical Service Co., Ltd. Shenzhen Branch	2021/06/23

Product Category: Electronics Testing
Test Discipline: EMC Test Facility

REVISION HISTORY OF THIS REPORT

Report Number	Version	Description	Issue date
IN2393NU 001	01	Initial issue of report	2023-04-26

Table of Contents

1 GENERAL REMARKS 6
1.1 Attachments 6
2 TEST SITES 7
2.1 Testing Facilities 7
2.2 List of Test and Measurement Instruments 7
3 GENERAL PRODUCT INFORMATION 8
3.1 Product Function and Intended Use 8
3.2 Ratings and System Details of Equipment under Test 8
3.3 Measurement Uncertainty 9
4 TEST SET-UP AND OPERATION MODE 10
4.1 Principle of Configuration Selection 10
4.2 UUT Operation and Software 10
4.3 Special Accessories and Auxiliary Equipment 10
4.4 Countermeasures to achieve EMC Compliance 10
4.5 List of frequencies 10
4.6 Report references 10
5 Operational Description of the product 11
6 TEST METHODOLOGY 12
6.1 Conducted Spurious Emission Test on AC Power Line 12
6.1.1 Test Setup Configuration 12
6.2 Radiated Emission Test 13
6.2.1 Test Setup Configuration 13
7 TEST RESULTS 17
7.1 PEAK – AVERAGE RATIO 17
7.2 EFFECTIVE (ISOTROPIC) RADIATED POWER 53
7.3 Field Strength of Spurious Radiation 88
8 Conducted Spurious Emission Test on AC Power Line 132
9 LIST OF TABLES 135
10 LIST OF FIGURES 135

1 GENERAL REMARKS

1.1 Attachments

All attachments are part of this test report and are issued in separate document

1: TEST SETUP PHOTOS

2: EUT EXTERNAL PHOTOS

3: EUT INTERNAL PHOTOS

4: FCC LABEL AND LABEL LOCATION

5: BLOCK DIAGRAM

6: SPECIFICATION OF EUT

7: SCHEMATIC DIAGRAM

8: BILL OF MATERIAL

9: USER MANUAL

10: MAXIMUM PERMISSIBLE EXPOSURE INFORMATION

2 TEST SITES

2.1 Testing Facilities

1. TÜV Rheinland (India) Pvt.Ltd.,
   27/B, 2nd Cross,
   ElectronicCityPhase1
   Bangalore – 560 100,
   India

2. TÜV Rheinland (India) Private Limited
   108 , Beside ISBR Business School,
   Electronic city Phase I
   Bangalore - 560 100.
   India

2.2 List of Test and Measurement Instruments

Table 1: List of test and measurement instruments

Equipment	Manufacturer	Model Name	Serial Number	Firmware Versions	Calibration Due Date	Periodicity	Test Facility
Radio Communication tester	Rohde & Schwarz	CMW 500	158345	-	20.08.2023	Yearly	Radiated Spurious Emission
EMI Receiver	Rohde & Schwarz	ESW 44	101732	4.73 SP5	04.08.2023	Yearly	
Active loop antenna	Frankonia	LAX-10	LAX-10-800	-	31.01.2023	Yearly	
Baloon and Biconical Antenna	Schwarzbeck mess-elektronik	VHBB-9124 / BBA-9106	01028	-	03.02.2023	Yearly	
Log-Periodic Antenna	Schwarzbeck mess-elektronik	VUSLP-9111B	9111B-111	-	26.01.2023	Yearly	
Horn Antenna	Schwarzbeck	BBHA 9120 D	9120D-01944	-	11.10.2023	Yearly	
EMI Test Receiver	Rohde & Schwarz	ESW44	101773	1.72.SP1	12.02.2023	Yearly	
Semi Anechoic Chamber	Frankonia	-	-	-	-	-	
Fully Anechoic Chamber	Albatross	-	-	-	-	-	
EMI Receiver	Rohde & Schwarz	ESR7	101133	3.48 SP3	22.07.2023	Yearly	Conducted AC Power line Test
Line Impedance Stabilization Network	Rohde & Schwarz	ENV 216	101434	-	11.04.2023	Yearly	
Pulse Limiter	Rohde & Schwarz	ESH3-Z2	100811	-	12.07.2023	Yearly	

Table 2: Instrument application Software versions

SL. No.	Test Type	Application software	Version
1	Radiated spurious emission measurement in 10m-SAC	EMC 32	10.60.00
2	Radiated spurious emission measurement in FAC	EMC 32	10.60.20

3 GENERAL PRODUCT INFORMATION

3.1 Product Function and Intended Use

This SoM is based on a ICEBERG100_SOM high-performance vehicle network processor that combine controller area network (CAN), local interconnect network (LIN), and FlexRay networking with high-data-rate Ethernet networking.

3.2 Ratings and System Details of Equipment under Test

Table 3: Ratings and System Details as declared by Client*

Radio Protocol	LTE				
LTE E-UTRA operating bands	Band	Bandwidth (MHz)	UL Frequency (MHz)	DL Frequency (MHz)	Modulation
	4	1.4,3,5,10,15,20	1710 - 1755	2110 - 2155	QPSK, 16QAM
	7	5,10,15,20	2500 - 2570	2620 - 2690	QPSK, 16QAM
	12	1.4, 3, 5, 10	699 - 716	729 - 746	QPSK, 16QAM
	13	5, 10	777 - 787	746 - 756	QPSK, 16QAM
	38	5,10,15,20	2570 - 2620	-	QPSK, 16QAM
	41	5,10,15,20	2496 – 2689.9	-	QPSK, 16QAM
	66	1.4, 3, 5, 10, 15, 20	1710 – 1780	2110 – 2200	QPSK, 16QAM
	71	5, 10, 15, 20	663 – 698	617 – 652	QPSK, 16QAM
WCDMA UMTS Operating Bands	4	-	1710 - 1755	2110 - 2155	QPSK
Transmitted Power for LTE (dBm)	Band	Power Class	Max. Conducted Average. Output Power		
	4	Power Class 3: 23dBm	24.45dBm@ 20MHz 16QAM		
	7	Power Class 3: 23dBm	23.89dBm@ 10MHz QPSK		
	12	Power Class 3: 23dBm	24.17dBm@ 10MHz QPSK		
	13	Power Class 3: 23dBm	23.45dBm@ 5MHz QPSK		
	38	Power Class 3: 23dBm	19.99dBm@ 10MHz QPSK		
	41	Power Class 3: 23dBm	17.83dBm@ 20MHz 16QAM		
	66	Power Class 3: 23dBm	24.25dBm@ 15MHz QPSK		
	71	Power Class 3: 23dBm	24.24dBm@ 5MHz QPSK		
Transmitted Power for WCDMA (dBm)	4	Power Class 3: 24dBm	23dBm@1712.40MHz		
Antenna Type	Main Antenna – I-Bar Patch Antenna Diversity Antenna – I-Bar Patch Antenna				
Number of Antenna	Main – 1 & Diversity – 1				
Antenna Gain	Refer Table 4				
Supply Voltage to Product	12VDC through AC to DC Adapter				
Environmental conditions – Storage	–40°C to +70°C				
Environmental conditions – Operating	–40°C to +70°C				
EUT Dimension (L x W x H)	190 x 128 x 41.75 in mm				

Antenna Type	Frequency Range (MHz)	Antenna Gain (dBi)
External/ Diversity Antenna	700MHz to 2700MHz	3.0

Table 4: Antenna Gain

***Disclaimer:**
The information/data is supplied by the client and the same is considered to arrive at the final value.
Any changes made apart from the specified specification, can directly impact on the tests results. Refer the products user manual for more details.

3.3 Measurement Uncertainty

Reported uncertainties represent expanded uncertainties expressed at approximately the 95% confidence level using a coverage factor of $k = 2$

Table 5: Measurement Uncertainty

Parameter	Uncertainty
Occupied Channel Bandwidth	±5 %
RF output power, conducted	±1.5 dB
Power Spectral Density, conducted	±3 dB
Unwanted Emissions, conducted	±3 dB
All emissions, radiated	±6 dB
Temperature	±3 ℃
Supply Voltages	±3 %
Time	±5 %

4 TEST SET-UP AND OPERATION MODE

4.1 Principle of Configuration Selection

Transmission was enabled with highest possible duty cycle on low, mid and high channels

4.2 UUT Operation and Software

Hardware Name & version: moter-1.12.0-mtu-att.rootfs.sdcard.gz

Software Name & version : Moter_V2_SOM_CB

4.3 Special Accessories and Auxiliary Equipment

-None

4.4 Countermeasures to achieve EMC Compliance

- None

4.5 List of frequencies

Table 6: List of Center frequencies

Protocal	Band	UL Frequency (MHz)	DL Frequency (MHz)
LTE	4	1710 - 1755	2110 - 2155
	7	2500 - 2570	2620 - 2690
	12	699 - 716	729 - 746
	13	777 – 786.9	746 – 755.9
	38	2570 - 2620	-
	41	2496 – 2689.9	-
	66	1710 – 1779.9	2110 – 2199.9
	71	663 – 697.9	617 – 651.9
WCDMA	4	1710 - 1755	2100 - 2155

Note:

TUV Sample Identification number: – Radiated test Sample & Conducted test Sample

4.6 Report references

Note: **Motor Automotive application Gateway** has multiple protocols. All the supported wireless protocols and their respective test results are issued in separate test reports, following table lists the report numbers.

Radio Protocol	Report Number
RF test report for FCC Part 22	IN23RLHX 001
RF test report for FCC Part 24	IN23WWR8 001
RF test report for FCC Part 27-(This report)	**IN2393NU 001**
RF test report for FCC Part 90	IN233SE0 001

5 Operational Description of the product

The S32G2 SOM based Gateway application unit is connected inside the Car. The Unit is powered on through the OBD connector by drawing the voltage of 12V, when the car is started. Once the unit is powered on it receives the data from CAN and sends it to the Cloud through the 4G module.

6 TEST METHODOLOGY

6.1 Conducted Spurious Emission Test on AC Power Line

Measured levels of ac power-line conducted emission across the 50Ω LISN port (to which the EUT is connected). All emission voltage and current measurements shall be made on each current-carrying conductor at the plug end of the EUT power cord by the use of mating plugs and receptacles on the LISN, if used. Equipment shall be tested with power cords that are normally supplied or recommended by the manufacturer and that have electrical and shielding characteristics that are the same as those cords normally supplied or recommended by the manufacturer.

The device is placed on the test table, raised 80cm above the reference ground plane. The vertical conducting plane is located 40cm to the rear of the device. AC Conducted emission measurement is made over frequency range from 150kHz to 30MHz, this measurement was performed with EUT powered with an AC adaptor with 110V AC 60Hz supply.

6.1.1 Test Setup Configuration

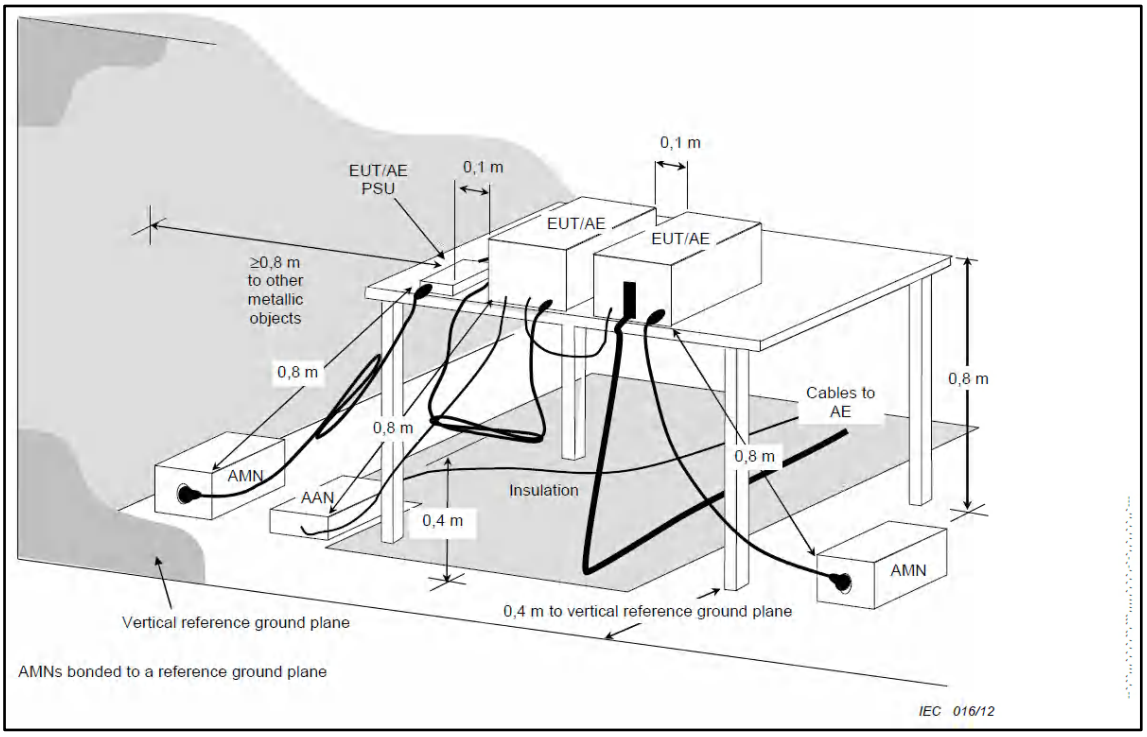

6.2 Radiated Emission Test

Frequency Range 9 kHz - 30 MHz

Test performed as per ANSI C63.4-2014 section 8.3

The loop Antenna was placed at 1m above the ground plane & EUT is 3 meters far from the measuring antenna. With 3m measurement distance, correction data were applied to the measured results. The test arrangement, measuring antenna guidelines and operational configurations in 8.2.1 and 8.2.2, shall be followed. The measurement antenna shall be positioned with its plane perpendicular to the ground at the Specified distance, when perpendicular to the ground plane, the lowest height of the magnetic antenna shall be 1 m above the ground and shall be positioned at the specified distance from the EUT. EUT & its associates are placed on non-conducting table of 0.8m height which is placed on the turn table, For each measurement antenna alignment, the EUT shall be rotated through 0° to 360° on a turntable. The report shall list worst case emission results, for each of the parallel & perpendicular orientations.

6.2.1 Test Setup Configuration

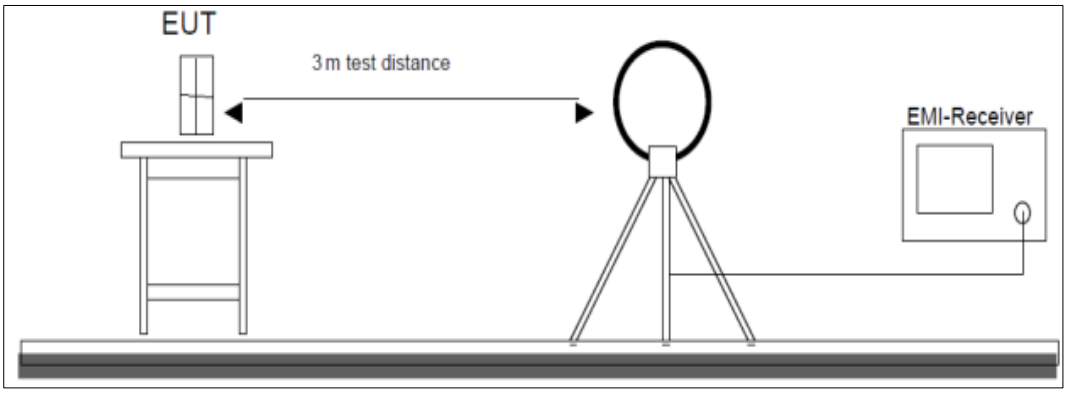

Figure 1: Frequency Range 9 kHz- 30 MHz

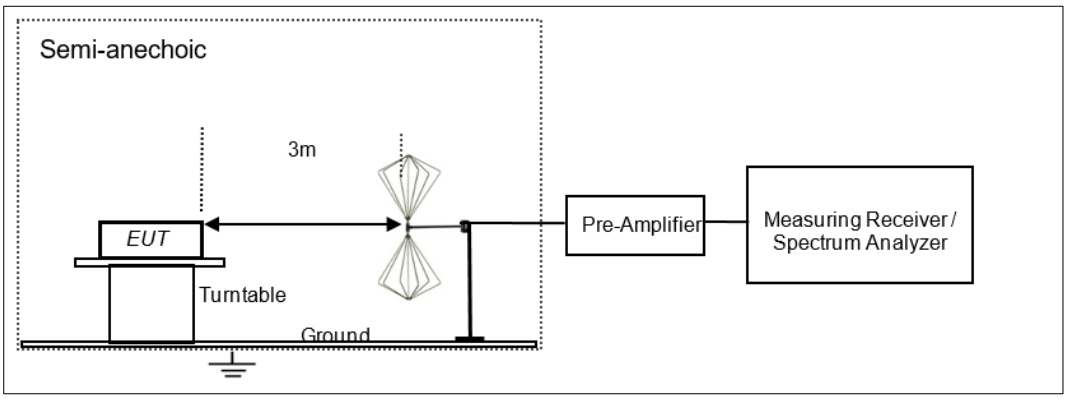

Figure 2: Frequency Range 30 MHz – 200 MHz

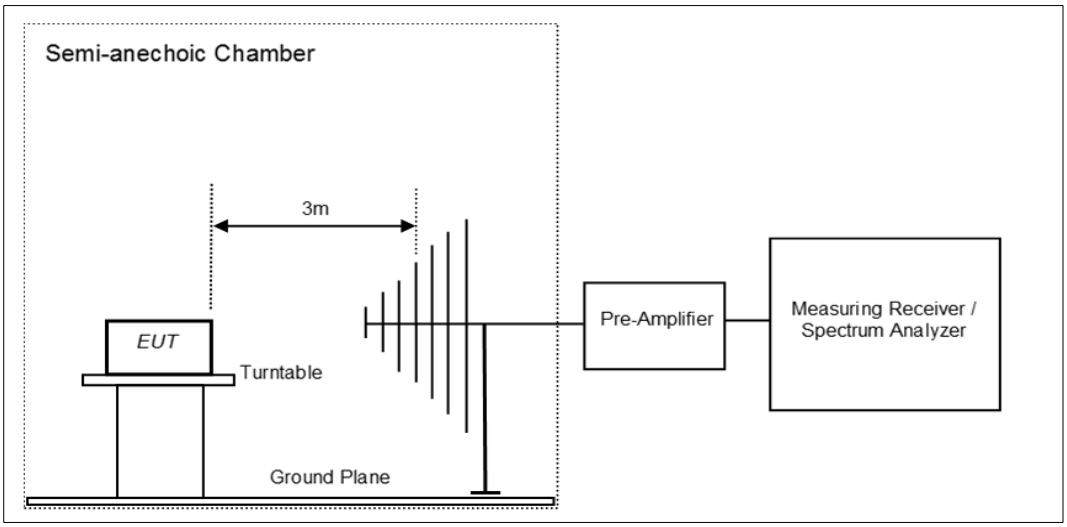

Figure 3: Frequency Range 200 MHz - 1GHz

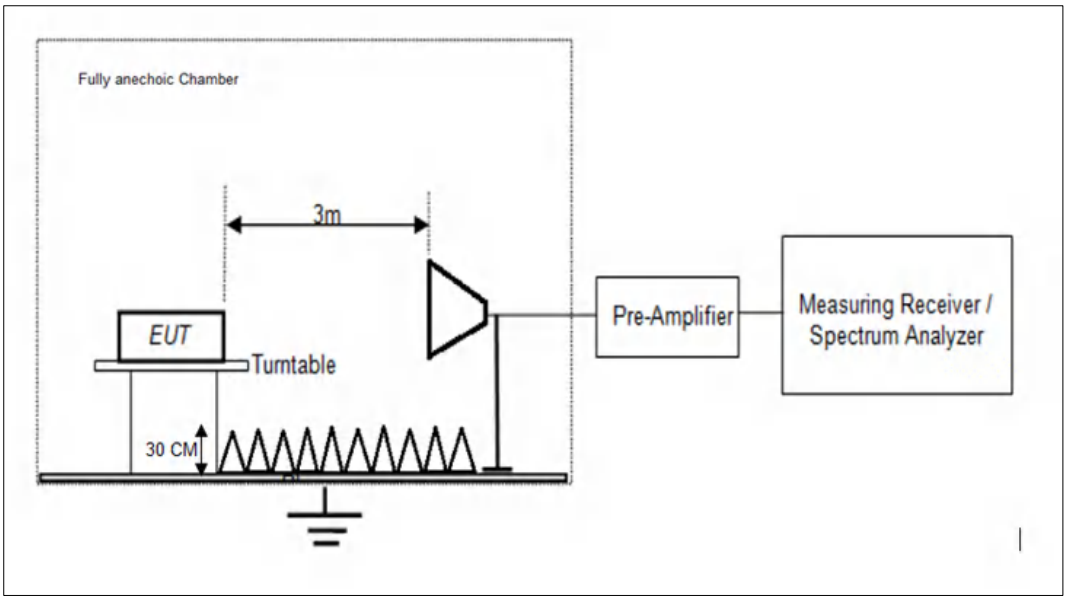

Figure 4: Frequency Range above 1 GHz

Frequency Range 30MHz to 10th harmonics of the highest fundamental frequency

Test performed as per ANSI C63.26-2015

Radiated spurious emission test are performed as below.

All the radiated emission measurements are performed in accordance with common requirement specified in 5.5.2 and Pre-test site path loss correction factors are used to adjust the EUT emission data in place of two step substitution method (as defined in Annex B of ANSI C63.26-2015).

The equipment under test is placed on non-conductive table at 3m away from the receive antenna in accordance with above mentioned standard. Turn table is rotated through 360 degree, and receiver antenna height is varied in order to determine the level of maximum emission. The maximum emission level and position of the maximized emission is recorded with use of spectrum analyzer.

Using pre-test site path loss to determine EUT emission power:

1) EUT emission powers are calculated using the following equation:

Emission Power = EUT_{Prec} [dBm EIRP/ ERP] + P_L [dB]

where

EUT_{Prec} = power of the emission measured at the test receiver during EUT measurements.

PL = path loss determined on the frequency of the EUT emission or calculated using linear interpolation between site characterization frequencies.

2) This is the level to be compared against the regulatory limit as it is the emission power referenced back to the EUT on the test site.

Test site-up for radiated measurements

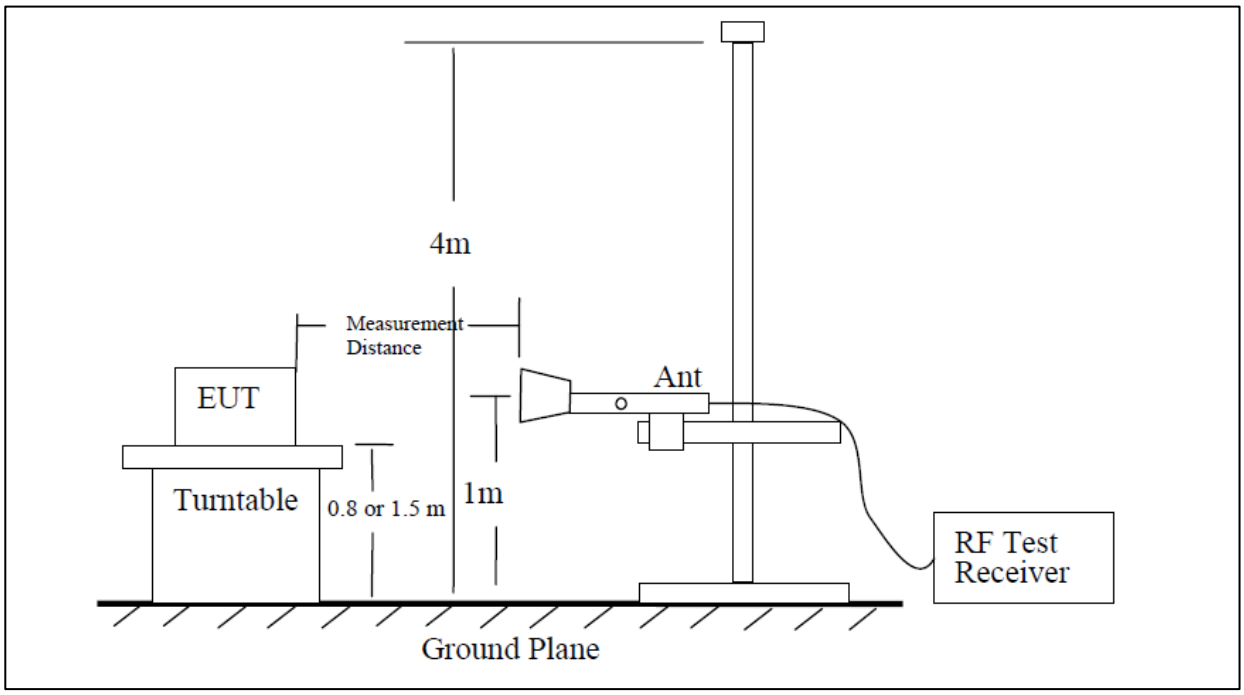

Substitution method set-up for radiated emission

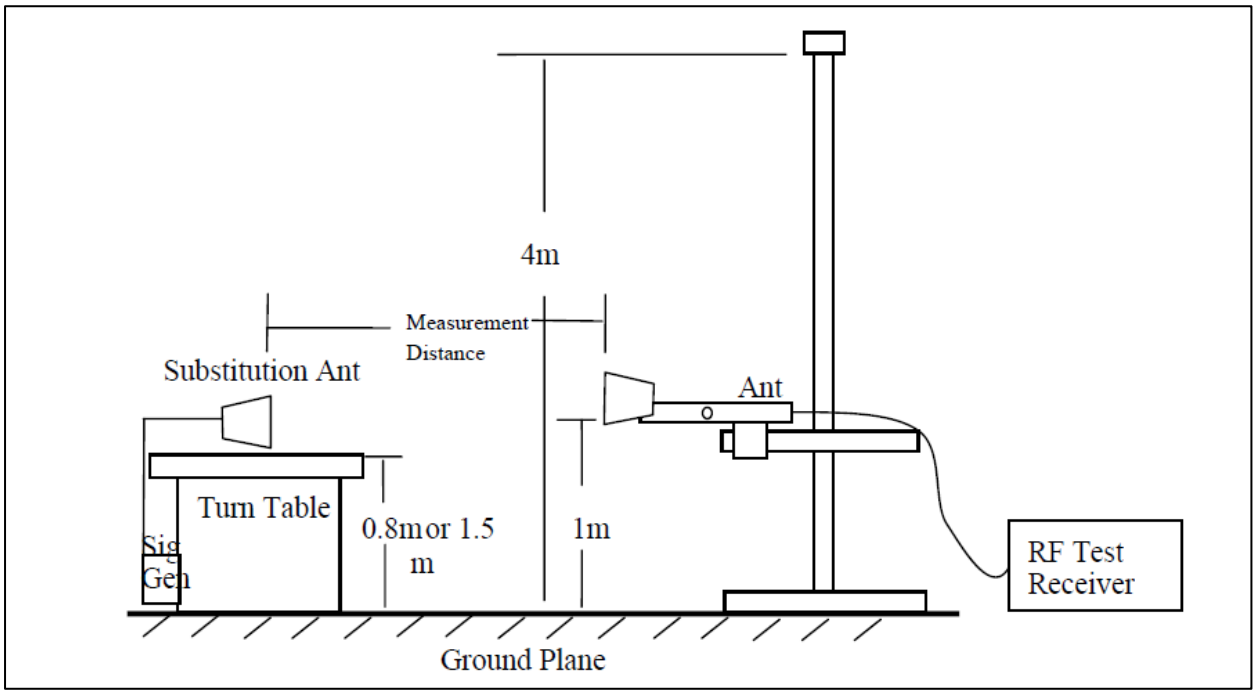

7 TEST RESULTS

7.1 PEAK – AVERAGE RATIO

Result ***Pass***

Specification	FCC Part §27.50
Test Method / Procedure	ANSI C63.26-2015 As per subclause 5 in 971168 D01 Power Meas License Digital Systems v03r01
Detector Function	Peak/Average
Requirement	PAPR ≤ 13dBm

Test Setup:

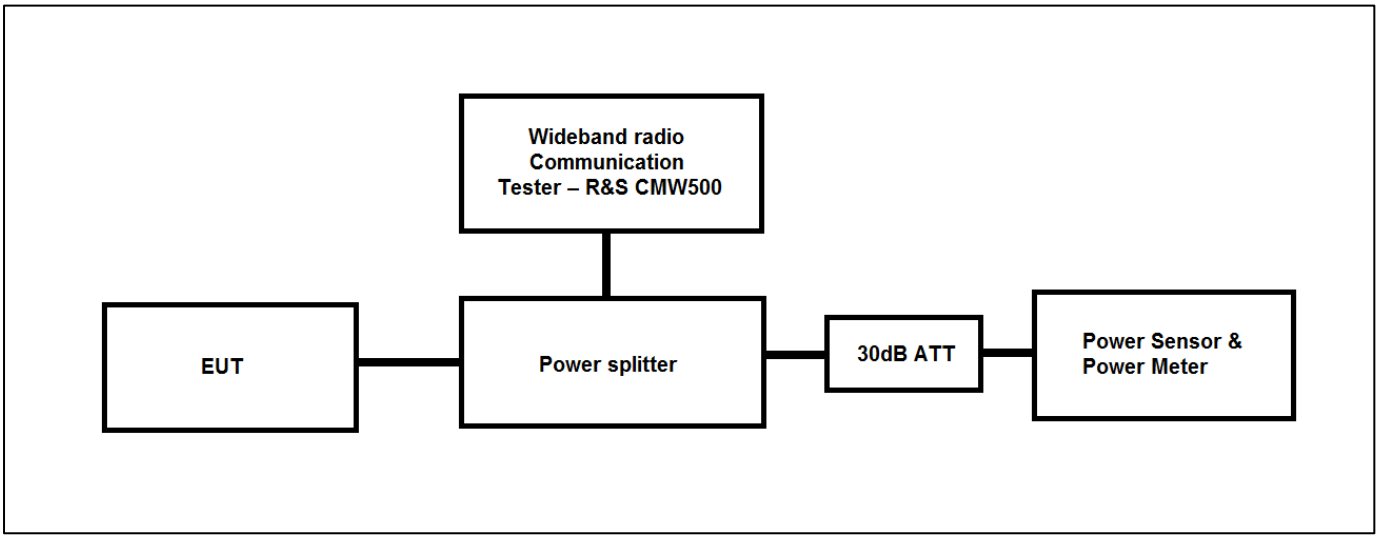

Environmental Conditions:

Temperature: +22.5°C **Voltage:** 12VDC through AC-DC Adapter **Relative Humidity:** 62%

KDB Guidelines applied:

Measurements were made as per section 5.2.4 in KDB 971168 D01 Power Meas License Digital Systems v03r01

Test results:

Note:

1 All the losses are included during measurement and final values are mentioned in the test report.

2. Total Average Output power (dBm) = Measured Average power (dBm) + Attenuator factor (30dB) + Power Splitter (6 dB) + Cable loss (1dB)

3. PAPR (dB) = Measured Peak Power(dBm) – Measured Average Power(dBm)

PAPR Test Results

Cellular Band	Channel Bandwidth (MHz)	Modulation Technique	Channel Number	RB Pos/RB allocation	PAPR (dB)	Limit (dBm)
4	1.4	QPSK	19957	1RB#0	5.02	≤13
			19957	1RB#2	4.93	≤13
			19957	1RB#5	5.04	≤13
			19957	3RB#0	5.03	≤13
			19957	3RB#1	5.08	≤13
			19957	3RB#3	5.05	≤13
			19957	6RB#0	5.33	≤13
			20175	1RB#0	4.49	≤13
			20175	1RB#2	4.40	≤13
			20175	1RB#5	4.53	≤13
			20175	3RB#0	4.36	≤13
			20175	3RB#1	4.78	≤13
			20175	3RB#3	4.71	≤13
			20175	6RB#0	5.21	≤13
			20393	1RB#0	4.54	≤13
			20393	1RB#2	4.44	≤13
			20393	1RB#5	4.54	≤13
			20393	3RB#0	4.93	≤13
			20393	3RB#1	4.93	≤13
			20393	3RB#3	4.93	≤13
			20393	6RB#0	5.24	≤13
		16QAM	19957	1RB#0	5.66	≤13
			19957	1RB#2	5.67	≤13
			19957	1RB#5	5.70	≤13
			19957	3RB#0	6.01	≤13
			19957	3RB#1	5.98	≤13
			19957	3RB#3	5.98	≤13
			19957	6RB#0	6.19	≤13
			20175	1RB#0	5.23	≤13
			20175	1RB#2	5.19	≤13
			20175	1RB#5	5.24	≤13
			20175	3RB#0	5.58	≤13
			20175	3RB#1	5.58	≤13
			20175	3RB#3	5.58	≤13
			20175	6RB#0	6.04	≤13
			20393	1RB#0	5.54	≤13
			20393	1RB#2	6.33	≤13
			20393	1RB#5	5.05	≤13
			20393	3RB#0	5.88	≤13
			20393	3RB#1	5.92	≤13
			20393	3RB#3	5.98	≤13
			20393	6RB#0	5.94	≤13

Cellular Band	Channel Bandwidth (MHz)	Modulation Technique	Channel Number	RB Pos/RB allocation	PAPR (dB)	Limit (dBm)
4	3	QPSK	19965	1RB#0	5.00	≤13
			19965	1RB#8	4.85	≤13
			19965	1RB#14	4.98	≤13
			19965	8RB#0	5.05	≤13
			19965	8RB#4	6.02	≤13
			19965	8RB#7	6.02	≤13
			19965	15RB#0	5.46	≤13
			20175	1RB#0	4.69	≤13
			20175	1RB#8	4.54	≤13
			20175	1RB#14	4.68	≤13
			20175	8RB#0	4.77	≤13
			20175	8RB#4	4.77	≤13
			20175	8RB#7	4.77	≤13
			20175	15RB#0	5.21	≤13
			20385	1RB#0	4.85	≤13
			20385	1RB#8	4.72	≤13
			20385	1RB#14	4.83	≤13
			20385	8RB#0	4.98	≤13
			20385	8RB#4	5.05	≤13
			20385	8RB#7	5.09	≤13
			20385	15RB#0	5.53	≤13
		16QAM	19965	1RB#0	5.27	≤13
			19965	1RB#8	5.13	≤13
			19965	1RB#14	5.30	≤13
			19965	8RB#0	5.90	≤13
			19965	8RB#4	6.01	≤13
			19965	8RB#7	6.01	≤13
			19965	15RB#0	6.46	≤13
			20175	1RB#0	5.00	≤13
			20175	1RB#8	4.84	≤13
			20175	1RB#14	4.98	≤13
			20175	8RB#0	5.66	≤13
			20175	8RB#4	5.67	≤13
			20175	8RB#7	5.69	≤13
			20175	15RB#0	6.12	≤13
			20385	1RB#0	5.63	≤13
			20385	1RB#8	5.59	≤13
			20385	1RB#14	5.66	≤13
			20385	8RB#0	5.89	≤13
			20385	8RB#4	5.90	≤13
			20385	8RB#7	5.90	≤13
			20385	15RB#0	6.50	≤13

Cellular Band	Channel Bandwidth (MHz)	Modulation Technique	Channel Number	RB Pos/RB allocation	PAPR (dB)	Limit (dBm)
4	5	QPSK	19975	1RB#0	4.90	≤13
			19975	1RB#12	4.77	≤13
			19975	1RB#24	4.80	≤13
			19975	12RB#0	5.08	≤13
			19975	12RB#6	5.04	≤13
			19975	12RB#13	5.04	≤13
			19975	25RB#0	5.34	≤13
			20175	1RB#0	4.74	≤13
			20175	1RB#12	4.52	≤13
			20175	1RB#24	4.60	≤13
			20175	12RB#0	5.70	≤13
			20175	12RB#6	4.65	≤13
			20175	12RB#13	4.56	≤13
			20175	25RB#0	5.34	≤13
			20375	1RB#0	4.82	≤13
			20375	1RB#12	4.69	≤13
			20375	1RB#24	4.83	≤13
			20375	12RB#0	4.97	≤13
			20375	12RB#6	4.80	≤13
			20375	12RB#13	4.78	≤13
			20375	25RB#0	5.40	≤13
		16QAM	19975	1RB#0	5.49	≤13
			19975	1RB#12	5.34	≤13
			19975	1RB#24	5.42	≤13
			19975	12RB#0	5.97	≤13
			19975	12RB#6	5.97	≤13
			19975	12RB#13	5.97	≤13
			19975	25RB#0	6.82	≤13
			20175	1RB#0	5.38	≤13
			20175	1RB#12	5.25	≤13
			20175	1RB#24	5.33	≤13
			20175	12RB#0	5.68	≤13
			20175	12RB#6	5.58	≤13
			20175	12RB#13	5.58	≤13
			20175	25RB#0	6.25	≤13
			20375	1RB#0	5.49	≤13
			20375	1RB#12	5.40	≤13
			20375	1RB#24	5.49	≤13
			20375	12RB#0	5.96	≤13
			20375	12RB#6	6.00	≤13
			20375	12RB#13	6.03	≤13
			20375	25RB#0	6.20	≤13

Cellular Band	Channel Bandwidth (MHz)	Modulation Technique	Channel Number	RB Pos/RB allocation	PAPR (dB)	Limit (dBm)
4	10	QPSK	20000	1RB#0	4.89	≤13
			20000	1RB#24	5.23	≤13
			20000	1RB#49	4.80	≤13
			20000	25RB#0	5.08	≤13
			20000	25RB#12	5.02	≤13
			20000	25RB#25	5.00	≤13
			20000	50RB#0	5.85	≤13
			20175	1RB#0	4.63	≤13
			20175	1RB#24	4.34	≤13
			20175	1RB#49	4.56	≤13
			20175	25RB#0	4.66	≤13
			20175	25RB#12	4.71	≤13
			20175	25RB#25	4.71	≤13
			20175	50RB#0	4.94	≤13
			20350	1RB#0	4.77	≤13
			20350	1RB#24	4.61	≤13
			20350	1RB#49	4.78	≤13
			20350	25RB#0	5.01	≤13
			20350	25RB#12	4.11	≤13
			20350	25RB#25	4.22	≤13
			20350	50RB#0	5.53	≤13
		16QAM	20000	1RB#0	5.17	≤13
			20000	1RB#24	5.19	≤13
			20000	1RB#49	5.21	≤13
			20000	25RB#0	5.98	≤13
			20000	25RB#12	5.79	≤13
			20000	25RB#25	5.81	≤13
			20000	50RB#0	6.10	≤13
			20175	1RB#0	5.29	≤13
			20175	1RB#24	4.90	≤13
			20175	1RB#49	5.18	≤13
			20175	25RB#0	5.57	≤13
			20175	25RB#12	5.45	≤13
			20175	25RB#25	5.45	≤13
			20175	50RB#0	6.28	≤13
			20350	1RB#0	4.90	≤13
			20350	1RB#24	5.06	≤13
			20350	1RB#49	5.05	≤13
			20350	25RB#0	5.86	≤13
			20350	25RB#12	5.94	≤13
			20350	25RB#25	5.97	≤13
			20350	50RB#0	6.24	≤13

Cellular Band	Channel Bandwidth (MHz)	Modulation Technique	Channel Number	RB Pos/RB allocation	PAPR (dB)	Limit (dBm)
4	15	QPSK	20025	1RB#0	4.70	≤13
			20025	1RB#38	4.45	≤13
			20025	1RB#74	4.48	≤13
			20025	36RB#0	4.93	≤13
			20025	36RB#18	4.81	≤13
			20025	36RB#39	4.82	≤13
			20025	75RB#0	5.16	≤13
			20175	1RB#0	4.73	≤13
			20175	1RB#38	5.20	≤13
			20175	1RB#74	4.42	≤13
			20175	36RB#0	4.78	≤13
			20175	36RB#18	4.76	≤13
			20175	36RB#39	4.59	≤13
			20175	75RB#0	5.29	≤13
			20325	1RB#0	4.44	≤13
			20325	1RB#38	4.33	≤13
			20325	1RB#74	4.57	≤13
			20325	36RB#0	4.85	≤13
			20325	36RB#18	4.92	≤13
			20325	36RB#39	4.93	≤13
			20325	75RB#0	5.56	≤13
		16QAM	20025	1RB#0	5.15	≤13
			20025	1RB#38	4.94	≤13
			20025	1RB#74	5.73	≤13
			20025	36RB#0	6.08	≤13
			20025	36RB#18	6.01	≤13
			20025	36RB#39	6.32	≤13
			20025	75RB#0	6.37	≤13
			20175	1RB#0	5.07	≤13
			20175	1RB#38	4.58	≤13
			20175	1RB#74	4.85	≤13
			20175	36RB#0	5.67	≤13
			20175	36RB#18	5.67	≤13
			20175	36RB#39	5.66	≤13
			20175	75RB#0	6.17	≤13
			20325	1RB#0	4.88	≤13
			20325	1RB#38	4.88	≤13
			20325	1RB#74	5.18	≤13
			20325	36RB#0	5.85	≤13
			20325	36RB#18	5.95	≤13
			20325	36RB#39	6.11	≤13
			20325	75RB#0	6.32	≤13

Cellular Band	Channel Bandwidth (MHz)	Modulation Technique	Channel Number	RB Pos/RB allocation	PAPR (dB)	Limit (dBm)
4	20	QPSK	20050	1RB#0	6.44	≤13
			20050	1RB#49	6.22	≤13
			20050	1RB#99	6.23	≤13
			20050	50RB#0	5.49	≤13
			20050	50RB#25	4.94	≤13
			20050	50RB#50	4.12	≤13
			20050	100RB#0	5.25	≤13
			20175	1RB#0	5.21	≤13
			20175	1RB#49	6.00	≤13
			20175	1RB#99	5.53	≤13
			20175	50RB#0	5.38	≤13
			20175	50RB#25	4.31	≤13
			20175	50RB#50	4.98	≤13
			20175	100RB#0	6.05	≤13
			20300	1RB#0	5.30	≤13
			20300	1RB#49	5.41	≤13
			20300	1RB#99	5.28	≤13
			20300	50RB#0	5.27	≤13
			20300	50RB#25	5.55	≤13
			20300	50RB#50	5.18	≤13
			20300	100RB#0	5.68	≤13
		16QAM	20050	1RB#0	5.41	≤13
			20050	1RB#49	4.91	≤13
			20050	1RB#99	5.13	≤13
			20050	50RB#0	5.96	≤13
			20050	50RB#25	5.87	≤13
			20050	50RB#50	5.80	≤13
			20050	100RB#0	6.36	≤13
			20175	1RB#0	4.59	≤13
			20175	1RB#49	4.45	≤13
			20175	1RB#99	5.03	≤13
			20175	50RB#0	5.78	≤13
			20175	50RB#25	5.69	≤13
			20175	50RB#50	5.67	≤13
			20175	100RB#0	6.28	≤13
			20300	1RB#0	5.13	≤13
			20300	1RB#49	5.14	≤13
			20300	1RB#99	5.31	≤13
			20300	50RB#0	5.70	≤13
			20300	50RB#25	5.96	≤13
			20300	50RB#50	5.89	≤13
			20300	100RB#0	6.47	≤13

Cellular Band	Channel Bandwidth (MHz)	Modulation Technique	Channel Number	RB Pos/RB allocation	PAPR (dB)	Limit (dBm)
7	5	QPSK	20775	1RB#0	4.80	≤13
			20775	1RB#12	4.64	≤13
			20775	1RB#24	4.78	≤13
			20775	12RB#0	5.12	≤13
			20775	12RB#6	5.00	≤13
			20775	12RB#13	5.02	≤13
			20775	25RB#0	5.35	≤13
			21100	1RB#0	4.88	≤13
			21100	1RB#12	4.72	≤13
			21100	1RB#24	4.78	≤13
			21100	12RB#0	5.08	≤13
			21100	12RB#6	4.96	≤13
			21100	12RB#13	5.01	≤13
			21100	25RB#0	5.52	≤13
			21425	1RB#0	4.77	≤13
			21425	1RB#12	4.60	≤13
			21425	1RB#24	4.70	≤13
			21425	12RB#0	4.92	≤13
			21425	12RB#6	4.75	≤13
			21425	12RB#13	4.84	≤13
			21425	25RB#0	5.33	≤13
		16QAM	20775	1RB#0	5.39	≤13
			20775	1RB#12	5.29	≤13
			20775	1RB#24	5.40	≤13
			20775	12RB#0	5.97	≤13
			20775	12RB#6	5.82	≤13
			20775	12RB#13	6.18	≤13
			20775	25RB#0	6.33	≤13
			21100	1RB#0	5.08	≤13
			21100	1RB#12	4.71	≤13
			21100	1RB#24	4.91	≤13
			21100	12RB#0	5.93	≤13
			21100	12RB#6	5.93	≤13
			21100	12RB#13	5.93	≤13
			21100	25RB#0	6.38	≤13
			21425	1RB#0	5.50	≤13
			21425	1RB#12	5.04	≤13
			21425	1RB#24	5.20	≤13
			21425	12RB#0	5.89	≤13
			21425	12RB#6	5.71	≤13
			21425	12RB#13	5.81	≤13
			21425	25RB#0	6.38	≤13

Cellular Band	Channel Bandwidth (MHz)	Modulation Technique	Channel Number	RB Pos/RB allocation	PAPR (dB)	Limit (dBm)
7	10	QPSK	20800	1RB#24	4.76	≤13
			20800	1RB#49	4.87	≤13
			20800	1RB#0	4.85	≤13
			20800	25RB#0	5.10	≤13
			20800	25RB#12	5.10	≤13
			20800	25RB#25	5.26	≤13
			20800	50RB#0	6.05	≤13
			21100	1RB#24	4.75	≤13
			21100	1RB#49	4.69	≤13
			21100	1RB#0	4.84	≤13
			21100	25RB#0	5.06	≤13
			21100	25RB#12	4.97	≤13
			21100	25RB#25	4.96	≤13
			21100	50RB#0	6.03	≤13
			21400	1RB#24	4.23	≤13
			21400	1RB#49	4.58	≤13
			21400	1RB#0	4.87	≤13
			21400	25RB#0	5.19	≤13
			21400	25RB#12	4.87	≤13
			21400	25RB#25	4.99	≤13
			21400	50RB#0	5.30	≤13
		16QAM	20800	1RB#24	5.38	≤13
			20800	1RB#49	5.74	≤13
			20800	1RB#0	5.60	≤13
			20800	25RB#0	6.10	≤13
			20800	25RB#12	6.03	≤13
			20800	25RB#25	6.05	≤13
			20800	50RB#0	6.32	≤13
			21100	1RB#24	5.33	≤13
			21100	1RB#49	5.32	≤13
			21100	1RB#0	5.52	≤13
			21100	25RB#0	5.98	≤13
			21100	25RB#12	5.82	≤13
			21100	25RB#25	5.74	≤13
			21100	50RB#0	6.68	≤13
			21400	1RB#24	5.32	≤13
			21400	1RB#49	5.61	≤13
			21400	1RB#0	5.61	≤13
			21400	25RB#0	6.20	≤13
			21400	25RB#12	5.89	≤13
			21400	25RB#25	5.91	≤13
			21400	50RB#0	6.77	≤13

Cellular Band	Channel Bandwidth (MHz)	Modulation Technique	Channel Number	RB Pos/RB allocation	PAPR (dB)	Limit (dBm)
7	15	QPSK	20825	1RB#0	4.70	≤13
			20825	1RB#38	4.69	≤13
			20825	1RB#74	4.76	≤13
			20825	36RB#0	5.13	≤13
			20825	36RB#18	5.13	≤13
			20825	36RB#39	5.27	≤13
			20825	75RB#0	5.74	≤13
			21100	1RB#0	4.81	≤13
			21100	1RB#38	4.49	≤13
			21100	1RB#74	4.51	≤13
			21100	36RB#0	5.09	≤13
			21100	36RB#18	5.03	≤13
			21100	36RB#39	4.94	≤13
			21100	75RB#0	5.51	≤13
			21375	1RB#0	4.71	≤13
			21375	1RB#38	4.63	≤13
			21375	1RB#74	4.48	≤13
			21375	36RB#0	5.10	≤13
			21375	36RB#18	4.83	≤13
			21375	36RB#39	4.84	≤13
			21375	75RB#0	5.52	≤13
		16QAM	20825	1RB#0	5.62	≤13
			20825	1RB#38	5.69	≤13
			20825	1RB#74	5.73	≤13
			20825	36RB#0	6.09	≤13
			20825	36RB#18	6.12	≤13
			20825	36RB#39	6.13	≤13
			20825	75RB#0	6.60	≤13
			21100	1RB#0	5.44	≤13
			21100	1RB#38	5.11	≤13
			21100	1RB#74	5.16	≤13
			21100	36RB#0	6.38	≤13
			21100	36RB#18	6.00	≤13
			21100	36RB#39	5.99	≤13
			21100	75RB#0	6.34	≤13
			21375	1RB#0	5.09	≤13
			21375	1RB#38	4.99	≤13
			21375	1RB#74	5.07	≤13
			21375	36RB#0	6.19	≤13
			21375	36RB#18	6.14	≤13
			21375	36RB#39	6.09	≤13
			21375	75RB#0	6.42	≤13

Cellular Band	Channel Bandwidth (MHz)	Modulation Technique	Channel Number	RB Pos/RB allocation	PAPR (dB)	Limit (dBm)
7	20	QPSK	20850	1RB#99	4.89	≤13
			20850	1RB#49	4.69	≤13
			20850	1RB#0	4.76	≤13
			20850	50RB#0	5.17	≤13
			20850	50RB#25	5.15	≤13
			20850	50RB#50	5.24	≤13
			20850	100RB#0	5.35	≤13
			21100	1RB#99	3.40	≤13
			21100	1RB#49	4.46	≤13
			21100	1RB#0	4.75	≤13
			21100	50RB#0	5.19	≤13
			21100	50RB#25	4.99	≤13
			21100	50RB#50	4.99	≤13
			21100	100RB#0	5.71	≤13
			21350	1RB#99	4.61	≤13
			21350	1RB#49	4.67	≤13
			21350	1RB#0	4.66	≤13
			21350	50RB#0	5.23	≤13
			21350	50RB#25	5.12	≤13
			21350	50RB#50	4.81	≤13
			21350	100RB#0	5.55	≤13
	20	16QAM	20850	1RB#99	5.42	≤13
			20850	1RB#49	5.33	≤13
			20850	1RB#0	5.22	≤13
			20850	50RB#0	6.11	≤13
			20850	50RB#25	6.21	≤13
			20850	50RB#50	6.14	≤13
			20850	100RB#0	6.72	≤13
			21100	1RB#99	5.11	≤13
			21100	1RB#49	4.83	≤13
			21100	1RB#0	5.18	≤13
			21100	50RB#0	6.19	≤13
			21100	50RB#25	5.94	≤13
			21100	50RB#50	6.05	≤13
			21100	100RB#0	6.61	≤13
			21350	1RB#99	5.06	≤13
			21350	1RB#49	5.26	≤13
			21350	1RB#0	5.28	≤13
			21350	50RB#0	6.18	≤13
			21350	50RB#25	6.18	≤13
			21350	50RB#50	6.06	≤13
			21350	100RB#0	6.55	≤13

Cellular Band	Channel Bandwidth (MHz)	Modulation Technique	Channel Number	RB Pos/RB allocation	PAPR (dB)	Limit (dBm)
Band12	1.4MHz	QPSK	23017	1RB#0	4.52	≤13
			23017	1RB#2	4.48	≤13
			23017	1RB#5	4.58	≤13
			23017	3RB#0	4.89	≤13
			23017	3RB#1	4.76	≤13
			23017	3RB#3	4.81	≤13
			23017	6RB#0	5.36	≤13
			23095	1RB#0	4.92	≤13
			23095	1RB#5	4.61	≤13
			23095	1RB#2	3.92	≤13
			23095	3RB#0	4.77	≤13
			23095	3RB#1	4.72	≤13
			23095	3RB#3	4.83	≤13
			23095	6RB#0	5.18	≤13
			23173	1RB#5	4.57	≤13
			23173	1RB#0	4.56	≤13
			23173	1RB#2	4.46	≤13
			23173	3RB#0	4.78	≤13
			23173	3RB#1	4.72	≤13
			23173	3RB#3	4.69	≤13
			23173	6RB#0	5.14	≤13
		16QAM	23017	1RB#0	5.24	≤13
			23017	1RB#2	5.41	≤13
			23017	1RB#5	5.43	≤13
			23017	3RB#1	5.52	≤13
			23017	3RB#0	5.49	≤13
			23017	3RB#3	5.49	≤13
			23017	6RB#0	5.82	≤13
			23095	1RB#0	5.01	≤13
			23095	1RB#2	4.95	≤13
			23095	1RB#5	5.01	≤13
			23095	3RB#3	6.47	≤13
			23095	3RB#0	5.69	≤13
			23095	3RB#1	5.69	≤13
			23095	6RB#0	5.77	≤13
			23173	1RB#2	5.26	≤13
			23173	1RB#0	5.26	≤13
			23173	1RB#5	5.31	≤13
			23173	3RB#0	5.33	≤13
			23173	3RB#1	5.29	≤13
			23173	3RB#3	5.3	≤13
			23173	6RB#0	5.81	≤13

Cellular Band	Channel Bandwidth (MHz)	Modulation Technique	Channel Number	RB Pos/RB allocation	PAPR (dB)	Limit (dBm)
Band12	3MHz	QPSK	23025	1RB#8	4.15	≤13
			23025	1RB#14	4.45	≤13
			23025	1RB#0	4.38	≤13
			23025	8RB#0	4.89	≤13
			23025	8RB#4	4.73	≤13
			23025	8RB#7	4.71	≤13
			23025	15RB#0	5.13	≤13
			23095	1RB#0	4.45	≤13
			23095	1RB#14	4.34	≤13
			23095	1RB#8	4.23	≤13
			23095	8RB#7	4.79	≤13
			23095	8RB#0	4.76	≤13
			23095	8RB#4	4.75	≤13
			23095	15RB#0	5.18	≤13
			23165	1RB#8	4.19	≤13
			23165	1RB#0	4.37	≤13
			23165	1RB#14	4.21	≤13
			23165	8RB#0	4.65	≤13
			23165	8RB#7	4.63	≤13
			23165	8RB#4	4.6	≤13
			23165	15RB#0	5.22	≤13
		16QAM	23025	1RB#14	4.94	≤13
			23025	1RB#0	4.8	≤13
			23025	1RB#8	4.56	≤13
			23025	8RB#7	5.64	≤13
			23025	8RB#4	5.59	≤13
			23025	8RB#0	5.58	≤13
			23025	15RB#0	6.21	≤13
			23095	1RB#14	4.55	≤13
			23095	1RB#0	4.72	≤13
			23095	1RB#8	4.51	≤13
			23095	8RB#7	5.57	≤13
			23095	8RB#0	5.65	≤13
			23095	8RB#4	5.68	≤13
			23095	15RB#0	6.19	≤13
			23165	1RB#8	4.96	≤13
			23165	1RB#0	4.98	≤13
			23165	1RB#14	4.82	≤13
			23165	8RB#0	5.48	≤13
			23165	8RB#4	5.5	≤13
			23165	8RB#7	5.51	≤13
			23165	15RB#0	6.02	≤13

Cellular Band	Channel Bandwidth (MHz)	Modulation Technique	Channel Number	RB Pos/RB allocation	PAPR (dB)	Limit (dBm)
Band12	5MHz	QPSK	23025	1RB#0	4.06	≤13
			23025	1RB#12	4.45	≤13
			23025	1RB#24	4.52	≤13
			23025	12RB#0	4.88	≤13
			23025	12RB#6	4.66	≤13
			23025	12RB#13	4.95	≤13
			23025	25RB#0	5.41	≤13
			23095	1RB#0	4.45	≤13
			23095	1RB#24	4.39	≤13
			23095	1RB#12	4.36	≤13
			23095	12RB#0	4.82	≤13
			23095	12RB#6	4.74	≤13
			23095	12RB#13	4.92	≤13
			23095	25RB#0	5.71	≤13
			23155	1RB#24	4.39	≤13
			23155	1RB#0	4.47	≤13
			23155	1RB#12	4.19	≤13
			23155	12RB#0	4.64	≤13
			23155	12RB#6	4.61	≤13
			23155	12RB#13	4.57	≤13
			23155	25RB#0	5.28	≤13
		16QAM	23025	1RB#0	5.31	≤13
			23025	1RB#12	5.19	≤13
			23025	1RB#24	5.35	≤13
			23025	12RB#6	5.66	≤13
			23025	12RB#0	5.63	≤13
			23025	12RB#13	5.77	≤13
			23025	25RB#0	6.22	≤13
			23095	1RB#0	5.35	≤13
			23095	1RB#12	5.21	≤13
			23095	1RB#24	5.24	≤13
			23095	12RB#13	5.58	≤13
			23095	12RB#0	5.64	≤13
			23095	12RB#6	5.79	≤13
			23095	25RB#0	6.06	≤13
			23155	1RB#12	5.27	≤13
			23155	1RB#0	5.36	≤13
			23155	1RB#24	5.47	≤13
			23155	12RB#0	5.66	≤13
			23155	12RB#6	5.62	≤13
			23155	12RB#13	5.7	≤13
			23155	25RB#0	6.12	≤13

Cellular Band	Channel Bandwidth (MHz)	Modulation Technique	Channel Number	RB Pos/RB allocation	PAPR (dB)	Limit (dBm)
Band12	10MHz	QPSK	23060	1RB#49	4.62	≤13
			23060	1RB#24	4.57	≤13
			23060	1RB#0	4.84	≤13
			23060	25RB#0	4.91	≤13
			23060	25RB#12	4.96	≤13
			23060	25RB#25	5.1	≤13
			23060	50RB#0	4.95	≤13
			23095	1RB#0	4.7	≤13
			23095	1RB#49	4.57	≤13
			23095	1RB#24	4.55	≤13
			23095	25RB#25	4.78	≤13
			23095	25RB#0	4.97	≤13
			23095	25RB#12	4.94	≤13
			23095	50RB#0	5.58	≤13
			23130	1RB#24	4.52	≤13
			23130	1RB#0	4.56	≤13
			23130	1RB#49	4.51	≤13
			23130	25RB#0	4.88	≤13
			23130	25RB#25	4.91	≤13
			23130	25RB#12	4.91	≤13
			23130	50RB#0	5.06	≤13
	10MHz	16QAM	23060	1RB#49	5.02	≤13
			23060	1RB#0	4.93	≤13
			23060	1RB#24	4.93	≤13
			23060	25RB#25	5.68	≤13
			23060	25RB#12	5.65	≤13
			23060	25RB#0	5.66	≤13
			23060	50RB#0	6.48	≤13
			23095	1RB#49	4.97	≤13
			23095	1RB#0	5.04	≤13
			23095	1RB#24	4.94	≤13
			23095	25RB#25	5.57	≤13
			23095	25RB#0	5.71	≤13
			23095	25RB#12	5.65	≤13
			23095	50RB#0	6.03	≤13
			23130	1RB#24	5.25	≤13
			23130	1RB#0	5.66	≤13
			23130	1RB#49	5.33	≤13
			23130	25RB#0	5.39	≤13
			23130	25RB#12	5.67	≤13
			23130	25RB#25	5.58	≤13
			23130	50RB#0	6.02	≤13

Cellular Band	Channel Bandwidth (MHz)	Modulation Technique	Channel Number	RB Pos/RB allocation	PAPR (dB)	Limit (dBm)
Band13	5MHz	QPSK	23205	1RB#12	4.44	≤13
			23205	1RB#24	5.02	≤13
			23205	1RB#0	4.61	≤13
			23205	12RB#0	4.89	≤13
			23205	12RB#6	4.82	≤13
			23205	12RB#13	4.74	≤13
			23205	25RB#0	5.27	≤13
			23230	1RB#0	4.51	≤13
			23230	1RB#12	4.22	≤13
			23230	1RB#24	4.76	≤13
			23230	12RB#0	4.79	≤13
			23230	12RB#6	4.77	≤13
			23230	12RB#13	5.10	≤13
			23230	25RB#0	5.70	≤13
			23255	1RB#24	4.71	≤13
			23255	1RB#0	4.67	≤13
			23255	1RB#12	4.78	≤13
			23255	12RB#6	5.04	≤13
			23255	12RB#0	5.00	≤13
			23255	12RB#13	5.12	≤13
			23255	25RB#0	5.60	≤13
		16QAM	23205	1RB#12	5.23	≤13
			23205	1RB#0	5.43	≤13
			23205	1RB#24	5.33	≤13
			23205	12RB#13	5.85	≤13
			23205	12RB#6	5.68	≤13
			23205	12RB#0	5.95	≤13
			23205	25RB#0	5.75	≤13
			23230	1RB#0	4.96	≤13
			23230	1RB#12	5.28	≤13
			23230	1RB#24	5.48	≤13
			23230	12RB#0	5.76	≤13
			23230	12RB#6	5.90	≤13
			23230	12RB#13	5.74	≤13
			23230	25RB#0	6.38	≤13
			23255	1RB#0	5.57	≤13
			23255	1RB#12	5.13	≤13
			23255	1RB#24	5.39	≤13
			23255	12RB#13	6.11	≤13
			23255	12RB#0	5.96	≤13
			23255	12RB#6	5.77	≤13
			23255	25RB#0	6.41	≤13

Cellular Band	Channel Bandwidth (MHz)	Modulation Technique	Channel Number	RB Pos/RB allocation	PAPR (dB)	Limit (dBm)
Band13	10MHz	QPSK	23230	1RB#49	5.60	≤13
			23230	1RB#24	4.34	≤13
			23230	1RB#0	5.49	≤13
			23230	25RB#0	6.05	≤13
			23230	25RB#12	5.11	≤13
			23230	25RB#25	6.11	≤13
			23230	50RB#0	6.38	≤13
		16QAM	23230	1RB#49	5.61	≤13
			23230	1RB#0	5.52	≤13
			23230	1RB#24	5.37	≤13
			23230	25RB#0	6.02	≤13
			23230	25RB#12	5.96	≤13
			23230	25RB#25	6.08	≤13
			23230	50RB#0	6.49	≤13

Cellular Band	Channel Bandwidth (MHz)	Modulation Technique	Channel Number	RB Pos/RB allocation	PAPR (dB)	Limit (dBm)
38	5	QPSK	37775	1RB#0	9.12	≤13
			37775	1RB#12	8.73	≤13
			37775	1RB#24	8.83	≤13
			37775	12RB#0	9.93	≤13
			37775	12RB#6	9.18	≤13
			37775	12RB#13	9.16	≤13
			37775	25RB#0	9.62	≤13
			38000	1RB#0	8.81	≤13
			38000	1RB#12	8.61	≤13
			38000	1RB#24	8.82	≤13
			38000	12RB#0	9.3	≤13
			38000	12RB#6	9.31	≤13
			38000	12RB#13	9.26	≤13
			38000	25RB#0	9.61	≤13
			38225	1RB#0	8.82	≤13
			38225	1RB#12	8.61	≤13
			38225	1RB#24	8.77	≤13
			38225	12RB#0	9.29	≤13
			38225	12RB#6	9.27	≤13
			38225	12RB#13	9.28	≤13
			38225	25RB#0	9.69	≤13
		16QAM	37775	1RB#0	8.79	≤13
			37775	1RB#12	9.64	≤13
			37775	1RB#24	10.75	≤13
			37775	12RB#0	8.28	≤13
			37775	12RB#6	10.24	≤13
			37775	12RB#13	10.28	≤13
			37775	25RB#0	10.52	≤13
			38000	1RB#0	9.45	≤13
			38000	1RB#12	9.16	≤13
			38000	1RB#24	9.15	≤13
			38000	12RB#0	10.14	≤13
			38000	12RB#6	10.3	≤13
			38000	12RB#13	10.27	≤13
			38000	25RB#0	10.75	≤13
			38225	1RB#0	9.36	≤13
			38225	1RB#12	9.32	≤13
			38225	1RB#24	9.43	≤13
			38225	12RB#0	10.34	≤13
			38225	12RB#6	10.39	≤13
			38225	12RB#13	10.39	≤13
			38225	25RB#0	10.62	≤13

Cellular Band	Channel Bandwidth (MHz)	Modulation Technique	Channel Number	RB Pos/RB allocation	PAPR (dB)	Limit (dBm)
38	10	QPSK	37800	1RB#24	8.64	≤13
			37800	1RB#49	9.2	≤13
			37800	1RB#0	8.71	≤13
			37800	25RB#0	10.06	≤13
			37800	25RB#12	9.25	≤13
			37800	25RB#25	9.3	≤13
			37800	50RB#0	9.95	≤13
			38000	1RB#24	8.79	≤13
			38000	1RB#49	8.58	≤13
			38000	1RB#0	8.28	≤13
			38000	25RB#0	9.4	≤13
			38000	25RB#12	9.3	≤13
			38000	25RB#25	9.27	≤13
			38000	50RB#0	9.95	≤13
			38200	1RB#24	8.36	≤13
			38200	1RB#49	8.71	≤13
			38200	1RB#0	8.71	≤13
			38200	25RB#0	9.26	≤13
			38200	25RB#12	9.18	≤13
			38200	25RB#25	9.23	≤13
			38200	50RB#0	9.72	≤13
		16QAM	37800	1RB#24	9.33	≤13
			37800	1RB#49	9.16	≤13
			37800	1RB#0	9.45	≤13
			37800	25RB#0	10.31	≤13
			37800	25RB#12	10.13	≤13
			37800	25RB#25	10.16	≤13
			37800	50RB#0	11	≤13
			38000	1RB#24	9.82	≤13
			38000	1RB#49	9.65	≤13
			38000	1RB#0	9.61	≤13
			38000	25RB#0	10.42	≤13
			38000	25RB#12	10.54	≤13
			38000	25RB#25	10.51	≤13
			38000	50RB#0	10.75	≤13
			38200	1RB#24	9	≤13
			38200	1RB#49	9.23	≤13
			38200	1RB#0	8.82	≤13
			38200	25RB#0	10.33	≤13
			38200	25RB#12	10.23	≤13
			38200	25RB#25	10.16	≤13
			38200	50RB#0	10.65	≤13

Cellular Band	Channel Bandwidth (MHz)	Modulation Technique	Channel Number	RB Pos/RB allocation	PAPR (dB)	Limit (dBm)
38	15	QPSK	37825	1RB#0	8.75	≤13
			37825	1RB#38	8.66	≤13
			37825	1RB#74	8.77	≤13
			37825	36RB#0	9.24	≤13
			37825	36RB#18	9.2	≤13
			37825	36RB#39	9.35	≤13
			37825	75RB#0	9.68	≤13
			38000	1RB#0	8.73	≤13
			38000	1RB#38	8.58	≤13
			38000	1RB#74	8.66	≤13
			38000	36RB#0	10.28	≤13
			38000	36RB#18	9.34	≤13
			38000	36RB#39	9.34	≤13
			38000	75RB#0	9.65	≤13
			38175	1RB#0	8.66	≤13
			38175	1RB#38	8.3	≤13
			38175	1RB#74	9.65	≤13
			38175	36RB#0	9.28	≤13
			38175	36RB#18	9.21	≤13
			38175	36RB#39	9.24	≤13
			38175	75RB#0	9.59	≤13
		16QAM	37825	1RB#0	9.51	≤13
			37825	1RB#38	9.48	≤13
			37825	1RB#74	9.62	≤13
			37825	36RB#0	10.23	≤13
			37825	36RB#18	10.3	≤13
			37825	36RB#39	10.26	≤13
			37825	75RB#0	10.57	≤13
			38000	1RB#0	9.58	≤13
			38000	1RB#38	9.71	≤13
			38000	1RB#74	9.45	≤13
			38000	36RB#0	10.23	≤13
			38000	36RB#18	10.32	≤13
			38000	36RB#39	10.29	≤13
			38000	75RB#0	10.64	≤13
			38175	1RB#0	9.2	≤13
			38175	1RB#38	9.14	≤13
			38175	1RB#74	9.51	≤13
			38175	36RB#0	10.2	≤13
			38175	36RB#18	10.16	≤13
			38175	36RB#39	10.15	≤13
			38175	75RB#0	10.54	≤13

Cellular Band	Channel Bandwidth (MHz)	Modulation Technique	Channel Number	RB Pos/RB allocation	PAPR (dB)	Limit (dBm)
38	20	QPSK	37850	1RB#0	8.83	≤13
			37850	1RB#49	8.54	≤13
			37850	1RB#99	8.79	≤13
			37850	50RB#0	9.31	≤13
			37850	50RB#25	9.34	≤13
			37850	50RB#50	9.25	≤13
			37850	100RB#0	9.98	≤13
			38000	1RB#0	9.02	≤13
			38000	1RB#49	8.64	≤13
			38000	1RB#99	8.83	≤13
			38000	50RB#0	9.38	≤13
			38000	50RB#25	9.39	≤13
			38000	50RB#50	9.36	≤13
			38000	100RB#0	9.89	≤13
			38150	1RB#0	7.94	≤13
			38150	1RB#49	8.47	≤13
			38150	1RB#99	8.88	≤13
			38150	50RB#0	9.35	≤13
			38150	50RB#25	9.29	≤13
			38150	50RB#50	9.24	≤13
			38150	100RB#0	9.82	≤13
		16QAM	37850	1RB#0	9.56	≤13
			37850	1RB#49	9.29	≤13
			37850	1RB#99	9.42	≤13
			37850	50RB#0	9.43	≤13
			37850	50RB#25	10.34	≤13
			37850	50RB#50	10.4	≤13
			37850	100RB#0	10.82	≤13
			38000	1RB#0	9.28	≤13
			38000	1RB#49	9.13	≤13
			38000	1RB#99	9.29	≤13
			38000	50RB#0	10.36	≤13
			38000	50RB#25	10.29	≤13
			38000	50RB#50	10.17	≤13
			38000	100RB#0	10.83	≤13
			38150	1RB#0	9.64	≤13
			38150	1RB#49	9.51	≤13
			38150	1RB#99	9.89	≤13
			38150	50RB#0	10.23	≤13
			38150	50RB#25	10.25	≤13
			38150	50RB#50	10.32	≤13
			38150	100RB#0	10.99	≤13

Cellular Band	Channel Bandwidth (MHz)	Modulation	Channel	RB Configuration	PAPR (dB)	Limit (dBm)
Band41	5MHz	QPSK	39675	1RB#0	8.84	≤13
			39675	1RB#12	8.76	≤13
			39675	1RB#24	8.79	≤13
			39675	12RB#0	9.25	≤13
			39675	12RB#6	9.25	≤13
			39675	12RB#13	9.28	≤13
			39675	25RB#0	9.89	≤13
			40620	1RB#0	8.93	≤13
			40620	1RB#24	8.94	≤13
			40620	1RB#12	8.82	≤13
			40620	12RB#0	9.51	≤13
			40620	12RB#6	9.53	≤13
			40620	12RB#13	9.51	≤13
			40620	25RB#0	10.08	≤13
			41565	1RB#24	8.62	≤13
			41565	1RB#0	8.51	≤13
			41565	1RB#12	8.51	≤13
			41565	12RB#0	9.26	≤13
			41565	12RB#6	9.26	≤13
			41565	12RB#13	9.16	≤13
			41565	25RB#0	9.72	≤13
	5MHz	16QAM	39675	1RB#0	9.68	≤13
			39675	1RB#12	9.51	≤13
			39675	1RB#24	9.75	≤13
			39675	12RB#6	10.30	≤13
			39675	12RB#0	10.29	≤13
			39675	12RB#13	10.36	≤13
			39675	25RB#0	10.77	≤13
			40620	1RB#0	9.69	≤13
			40620	1RB#12	9.59	≤13
			40620	1RB#24	9.62	≤13
			40620	12RB#13	10.34	≤13
			40620	12RB#0	10.46	≤13
			40620	12RB#6	10.42	≤13
			40620	25RB#0	11.04	≤13
			41565	1RB#12	9.41	≤13
			41565	1RB#0	9.59	≤13
			41565	1RB#24	9.39	≤13
			41565	12RB#0	10.34	≤13
			41565	12RB#6	10.26	≤13
			41565	12RB#13	10.23	≤13
			41565	25RB#0	9.67	≤13

Cellular Band	Channel Bandwidth (MHz)	Modulation	Channel	RB Configuration	PAPR (dB)	Limit (dBm)
Band41	10MHz	QPSK	39700	1RB#24	8.72	≤13
			39700	1RB#49	8.70	≤13
			39700	1RB#0	8.81	≤13
			39700	25RB#0	9.38	≤13
			39700	25RB#12	9.39	≤13
			39700	25RB#25	9.35	≤13
			39700	50RB#0	10.31	≤13
			40620	1RB#0	8.95	≤13
			40620	1RB#49	8.73	≤13
			40620	1RB#24	8.75	≤13
			40620	25RB#25	9.47	≤13
			40620	25RB#0	9.50	≤13
			40620	25RB#12	9.45	≤13
			40620	50RB#0	10.32	≤13
			41540	1RB#24	8.63	≤13
			41540	1RB#0	9.56	≤13
			41540	1RB#49	8.67	≤13
			41540	25RB#0	9.22	≤13
			41540	25RB#25	9.23	≤13
			41540	25RB#12	9.45	≤13
			41540	50RB#0	10.10	≤13
	10MHz	16QAM	39700	1RB#49	8.83	≤13
			39700	1RB#0	8.80	≤13
			39700	1RB#24	8.70	≤13
			39700	25RB#25	9.45	≤13
			39700	25RB#12	9.40	≤13
			39700	25RB#0	9.35	≤13
			39700	50RB#0	11.29	≤13
			40620	1RB#49	9.62	≤13
			40620	1RB#0	9.70	≤13
			40620	1RB#24	9.56	≤13
			40620	25RB#25	10.44	≤13
			40620	25RB#0	10.57	≤13
			40620	25RB#12	11.46	≤13
			40620	50RB#0	11.30	≤13
			41540	1RB#24	9.65	≤13
			41540	1RB#0	9.50	≤13
			41540	1RB#49	9.44	≤13
			41540	25RB#0	10.26	≤13
			41540	25RB#12	10.16	≤13
			41540	25RB#25	10.10	≤13
			41540	50RB#0	10.99	≤13

Cellular Band	Channel Bandwidth (MHz)	Modulation	Channel	RB Configuration	PAPR (dB)	Limit (dBm)
Band41	15MHz	QPSK	39725	1RB#0	9.99	≤13
			39725	1RB#38	8.94	≤13
			39725	1RB#74	9.08	≤13
			39725	36RB#0	9.33	≤13
			39725	36RB#18	9.57	≤13
			39725	36RB#39	9.53	≤13
			39725	75RB#0	10.08	≤13
			40620	1RB#0	9.12	≤13
			40620	36RB#39	9.55	≤13
			40620	75RB#0	9.13	≤13
			40620	1RB#0	9.11	≤13
			40620	1RB#74	9.07	≤13
			40620	1RB#38	8.94	≤13
			40620	36RB#0	9.54	≤13
			40620	36RB#18	9.45	≤13
			40620	36RB#39	9.65	≤13
			40620	75RB#0	10.14	≤13
			41515	1RB#74	8.91	≤13
			41515	1RB#0	8.86	≤13
			41515	1RB#38	8.74	≤13
			41515	36RB#0	9.34	≤13
			41515	36RB#18	9.42	≤13
			41515	36RB#39	9.37	≤13
			41515	75RB#0	9.86	≤13
		16QAM	39725	1RB#0	9.02	≤13
			39725	1RB#38	8.91	≤13
			39725	1RB#74	9.06	≤13
			39725	36RB#18	10.35	≤13
			39725	36RB#0	10.52	≤13
			39725	36RB#39	10.49	≤13
			39725	75RB#0	11.08	≤13
			40620	1RB#0	9.94	≤13
			40620	1RB#38	9.87	≤13
			40620	1RB#74	9.91	≤13
			40620	36RB#39	10.47	≤13
			40620	36RB#0	10.58	≤13
			40620	36RB#18	10.55	≤13
			40620	75RB#0	11.11	≤13
			41515	1RB#38	9.64	≤13
			41515	1RB#0	9.57	≤13
			41515	1RB#74	9.54	≤13
			41515	36RB#0	10.39	≤13
			41515	36RB#18	10.22	≤13
			41515	36RB#39	10.31	≤13
			41515	75RB#0	10.82	≤13

Cellular Band	Channel Bandwidth (MHz)	Modulation	Channel	RB Configuration	PAPR (dB)	Limit (dBm)
Band41	20MHz	QPSK	39750	1RB#99	8.87	≤13
			39750	1RB#49	8.79	≤13
			39750	1RB#0	8.82	≤13
			39750	50RB#0	9.47	≤13
			39750	50RB#25	9.43	≤13
			39750	50RB#50	9.43	≤13
			39750	100RB#0	10.22	≤13
			40620	1RB#0	8.87	≤13
			40620	1RB#99	8.70	≤13
			40620	1RB#49	8.61	≤13
			40620	50RB#50	9.55	≤13
			40620	50RB#0	9.56	≤13
			40620	50RB#25	9.48	≤13
			40620	100RB#0	10.57	≤13
			41490	1RB#49	8.61	≤13
			41490	1RB#0	8.81	≤13
			41490	1RB#99	8.70	≤13
			41490	50RB#0	9.30	≤13
			41490	50RB#50	9.40	≤13
			41490	50RB#25	9.43	≤13
			41490	100RB#0	10.02	≤13
	20MHz	16QAM	39750	1RB#99	8.97	≤13
			39750	1RB#0	8.79	≤13
			39750	1RB#49	8.72	≤13
			39750	50RB#50	9.42	≤13
			39750	50RB#25	9.03	≤13
			39750	50RB#0	10.38	≤13
			39750	100RB#0	11.21	≤13
			40620	1RB#99	9.66	≤13
			40620	1RB#0	9.65	≤13
			40620	1RB#49	9.54	≤13
			40620	50RB#50	10.39	≤13
			40620	50RB#0	10.45	≤13
			40620	50RB#25	10.43	≤13
			40620	100RB#0	11.09	≤13
			41490	1RB#49	9.58	≤13
			41490	1RB#0	9.58	≤13
			41490	1RB#99	9.69	≤13
			41490	50RB#0	11.37	≤13
			41490	50RB#25	10.29	≤13
			41490	50RB#50	10.33	≤13
			41490	100RB#0	11.04	≤13

Cellular Band	Channel Bandwidth (MHz)	Modulation Technique	Channel Number	RB Pos/RB allocation	PAPR (dB)	Limit (dBm)
Band66	1.4MHz	QPSK	131979	1RB#0	4.90	≤13
			131979	1RB#2	4.82	≤13
			131979	1RB#5	4.93	≤13
			131979	3RB#1	5.08	≤13
			131979	3RB#0	5.00	≤13
			131979	3RB#3	5.20	≤13
			131979	6RB#0	5.75	≤13
			132322	1RB#5	4.76	≤13
			132322	1RB#0	4.73	≤13
			132322	1RB#2	4.63	≤13
			132322	3RB#0	5.00	≤13
			132322	3RB#1	4.85	≤13
			132322	3RB#3	5.01	≤13
			132322	6RB#0	5.59	≤13
			132665	1RB#2	4.41	≤13
			132665	1RB#5	4.57	≤13
			132665	1RB#0	4.62	≤13
			132665	3RB#0	4.84	≤13
			132665	3RB#3	4.85	≤13
			132665	3RB#1	4.77	≤13
			132665	6RB#0	5.36	≤13
		16QAM	131979	1RB#2	4.11	≤13
			131979	1RB#5	4.92	≤13
			131979	1RB#0	4.89	≤13
			131979	3RB#0	4.83	≤13
			131979	3RB#1	5.04	≤13
			131979	3RB#3	5.19	≤13
			131979	6RB#0	5.61	≤13
			132322	1RB#5	5.63	≤13
			132322	1RB#0	5.65	≤13
			132322	1RB#2	5.52	≤13
			132322	3RB#3	5.66	≤13
			132322	3RB#1	5.57	≤13
			132322	3RB#0	5.63	≤13
			132322	6RB#0	5.77	≤13
			132665	1RB#2	5.07	≤13
			132665	1RB#5	5.18	≤13
			132665	1RB#0	5.14	≤13
			132665	3RB#3	5.55	≤13
			132665	3RB#1	5.41	≤13
			132665	3RB#0	5.50	≤13
			132665	6RB#0	6.10	≤13

Cellular Band	Channel Bandwidth (MHz)	Modulation Technique	Channel Number	RB Pos/RB allocation	PAPR (dB)	Limit (dBm)
Band66	3MHz	QPSK	131987	1RB#14	4.92	≤13
			131987	1RB#0	4.97	≤13
			131987	1RB#8	4.80	≤13
			131987	8RB#7	5.18	≤13
			131987	8RB#4	5.18	≤13
			131987	8RB#0	5.13	≤13
			131987	15RB#0	5.49	≤13
			132322	1RB#14	4.91	≤13
			132322	1RB#8	4.78	≤13
			132322	1RB#0	4.95	≤13
			132322	8RB#7	5.18	≤13
			132322	8RB#0	5.06	≤13
			132322	8RB#4	5.12	≤13
			132322	15RB#0	5.23	≤13
			132657	1RB#14	4.77	≤13
			132657	1RB#8	4.62	≤13
			132657	1RB#0	4.69	≤13
			132657	8RB#4	4.91	≤13
			132657	8RB#0	4.75	≤13
			132657	8RB#7	4.84	≤13
			132657	15RB#0	5.63	≤13
		16QAM	131987	1RB#8	5.11	≤13
			131987	1RB#14	5.25	≤13
			131987	1RB#0	5.26	≤13
			131987	8RB#0	5.49	≤13
			131987	8RB#7	5.77	≤13
			131987	8RB#4	5.91	≤13
			131987	15RB#0	6.46	≤13
			132322	1RB#8	5.06	≤13
			132322	1RB#14	5.21	≤13
			132322	1RB#0	5.18	≤13
			132322	8RB#4	5.93	≤13
			132322	8RB#0	5.85	≤13
			132322	8RB#7	5.94	≤13
			132322	15RB#0	6.12	≤13
			132657	1RB#14	5.52	≤13
			132657	1RB#0	5.44	≤13
			132657	1RB#8	5.44	≤13
			132657	8RB#0	5.41	≤13
			132657	8RB#7	5.59	≤13
			132657	8RB#4	5.62	≤13
			132657	15RB#0	6.05	≤13

Cellular Band	Channel Bandwidth (MHz)	Modulation Technique	Channel Number	RB Pos/RB allocation	PAPR (dB)	Limit (dBm)
Band66	5MHz	QPSK	131997	1RB#24	5.85	≤13
			131997	1RB#12	4.72	≤13
			131997	1RB#0	4.92	≤13
			131997	12RB#6	5.22	≤13
			131997	12RB#0	5.16	≤13
			131997	12RB#13	5.09	≤13
			131997	25RB#0	5.61	≤13
			132322	1RB#24	4.70	≤13
			132322	1RB#0	4.72	≤13
			132322	1RB#12	4.62	≤13
			132322	12RB#6	5.08	≤13
			132322	12RB#0	5.05	≤13
			132322	12RB#13	5.10	≤13
			132322	25RB#0	5.72	≤13
			132647	1RB#0	4.64	≤13
			132647	1RB#12	4.57	≤13
			132647	1RB#24	4.71	≤13
			132647	12RB#0	4.79	≤13
			132647	12RB#6	4.82	≤13
			132647	12RB#13	4.79	≤13
			132647	25RB#0	5.42	≤13
	5MHz	16QAM	131997	1RB#0	5.79	≤13
			131997	1RB#12	5.52	≤13
			131997	1RB#24	5.57	≤13
			131997	12RB#13	5.96	≤13
			131997	12RB#0	6.08	≤13
			131997	12RB#6	6.02	≤13
			131997	25RB#0	6.28	≤13
			132322	1RB#0	5.40	≤13
			132322	1RB#12	5.31	≤13
			132322	1RB#24	5.37	≤13
			132322	12RB#0	5.83	≤13
			132322	12RB#13	5.94	≤13
			132322	12RB#6	5.85	≤13
			132322	25RB#0	6.48	≤13
			132647	1RB#0	5.41	≤13
			132647	1RB#24	5.45	≤13
			132647	1RB#12	5.34	≤13
			132647	12RB#0	5.57	≤13
			132647	12RB#6	5.67	≤13
			132647	12RB#13	5.67	≤13
			132647	25RB#0	5.53	≤13

Cellular Band	Channel Bandwidth (MHz)	Modulation Technique	Channel Number	RB Pos/RB allocation	PAPR (dB)	Limit (dBm)
Band66	10MHz	QPSK	132022	1RB#0	4.97	≤13
			132022	1RB#24	4.82	≤13
			132022	1RB#49	5.89	≤13
			132022	25RB#12	5.14	≤13
			132022	25RB#0	5.14	≤13
			132022	25RB#25	5.07	≤13
			132022	50RB#0	5.55	≤13
			132322	1RB#49	4.77	≤13
			132322	1RB#0	4.74	≤13
			132322	1RB#24	6.00	≤13
			132322	25RB#0	5.03	≤13
			132322	25RB#12	5.12	≤13
			132322	25RB#25	5.06	≤13
			132322	50RB#0	5.83	≤13
			132622	1RB#24	6.45	≤13
			132622	1RB#49	4.72	≤13
			132622	1RB#0	4.60	≤13
			132622	25RB#0	4.87	≤13
			132622	25RB#25	4.93	≤13
			132622	25RB#12	4.89	≤13
			132622	50RB#0	5.71	≤13
	10MHz	16QAM	132022	1RB#24	4.67	≤13
			132022	1RB#49	5.03	≤13
			132022	1RB#0	4.96	≤13
			132022	25RB#0	5.58	≤13
			132022	25RB#12	5.59	≤13
			132022	25RB#25	5.55	≤13
			132022	50RB#0	6.03	≤13
			132322	1RB#49	5.65	≤13
			132322	1RB#0	5.62	≤13
			132322	1RB#24	5.35	≤13
			132322	25RB#25	5.74	≤13
			132322	25RB#12	5.88	≤13
			132322	25RB#0	5.95	≤13
			132322	50RB#0	6.14	≤13
			132622	1RB#24	4.97	≤13
			132622	1RB#49	4.95	≤13
			132622	1RB#0	4.91	≤13
			132622	25RB#25	5.54	≤13
			132622	25RB#12	5.51	≤13
			132622	25RB#0	5.53	≤13
			132622	50RB#0	6.04	≤13

Cellular Band	Channel Bandwidth (MHz)	Modulation Technique	Channel Number	RB Pos/RB allocation	PAPR (dB)	Limit (dBm)
Band66	15MHz	QPSK	132047	1RB#74	4.49	≤13
			132047	1RB#0	4.64	≤13
			132047	1RB#38	4.36	≤13
			132047	36RB#39	4.98	≤13
			132047	36RB#18	5.02	≤13
			132047	36RB#0	5.04	≤13
			132047	75RB#0	5.65	≤13
			132322	1RB#74	4.52	≤13
			132322	1RB#38	4.29	≤13
			132322	1RB#0	4.67	≤13
			132322	36RB#0	4.89	≤13
			132322	36RB#39	5.20	≤13
			132322	36RB#18	5.13	≤13
			132322	75RB#0	5.44	≤13
			132597	1RB#74	3.75	≤13
			132597	1RB#38	4.40	≤13
			132597	1RB#0	4.75	≤13
			132597	36RB#18	4.85	≤13
			132597	36RB#0	4.85	≤13
			132597	36RB#39	4.84	≤13
			132597	75RB#0	5.36	≤13
	15MHz	16QAM	132047	1RB#0	5.18	≤13
			132047	1RB#74	5.13	≤13
			132047	1RB#38	5.13	≤13
			132047	36RB#0	5.93	≤13
			132047	36RB#39	6.02	≤13
			132047	36RB#18	5.89	≤13
			132047	75RB#0	6.17	≤13
			132322	1RB#38	4.96	≤13
			132322	1RB#74	5.31	≤13
			132322	1RB#0	5.21	≤13
			132322	36RB#18	5.99	≤13
			132322	36RB#0	5.86	≤13
			132322	36RB#39	5.89	≤13
			132322	75RB#0	6.26	≤13
			132597	1RB#74	4.93	≤13
			132597	1RB#0	4.99	≤13
			132597	1RB#38	4.85	≤13
			132597	36RB#0	5.73	≤13
			132597	36RB#39	5.89	≤13
			132597	36RB#18	5.61	≤13
			132597	75RB#0	6.06	≤13

Cellular Band	Channel Bandwidth (MHz)	Modulation Technique	Channel Number	RB Pos/RB allocation	PAPR (dB)	Limit (dBm)
Band66	20MHz	QPSK	132072	1RB#99	4.67	≤13
			132072	1RB#49	4.71	≤13
			132072	1RB#0	4.95	≤13
			132072	50RB#25	5.09	≤13
			132072	50RB#0	5.12	≤13
			132072	50RB#50	5.13	≤13
			132072	100RB#0	5.47	≤13
			132322	1RB#99	4.71	≤13
			132322	1RB#0	4.65	≤13
			132322	1RB#49	4.58	≤13
			132322	50RB#25	5.25	≤13
			132322	50RB#0	5.12	≤13
			132322	50RB#50	5.17	≤13
			132322	100RB#0	5.55	≤13
			132572	1RB#0	4.78	≤13
			132572	1RB#49	4.30	≤13
			132572	1RB#99	4.64	≤13
			132572	50RB#0	4.99	≤13
			132572	50RB#25	4.93	≤13
			132572	50RB#50	4.84	≤13
			132572	100RB#0	5.46	≤13
		16QAM	132072	1RB#0	5.13	≤13
			132072	1RB#49	4.96	≤13
			132072	1RB#99	4.78	≤13
			132072	50RB#50	5.92	≤13
			132072	50RB#0	6.14	≤13
			132072	50RB#25	5.87	≤13
			132072	100RB#0	6.17	≤13
			132322	1RB#0	5.20	≤13
			132322	1RB#49	5.17	≤13
			132322	1RB#99	5.44	≤13
			132322	50RB#0	5.93	≤13
			132322	50RB#50	6.02	≤13
			132322	50RB#25	5.85	≤13
			132322	100RB#0	6.39	≤13
			132572	1RB#0	5.57	≤13
			132572	1RB#99	5.35	≤13
			132572	1RB#49	5.07	≤13
			132572	50RB#0	4.86	≤13
			132572	50RB#25	5.75	≤13
			132572	50RB#50	5.65	≤13
			132572	100RB#0	5.90	≤13

Cellular Band	Channel Bandwidth (MHz)	Modulation Technique	Channel Number	RB Pos/RB allocation	PAPR (dB)	Limit (dBm)
Band71	5MHz	QPSK	133147	1RB#0	4.73	≤13
			133147	1RB#12	4.56	≤13
			133147	1RB#24	4.69	≤13
			133147	12RB#0	5.10	≤13
			133147	12RB#6	5.02	≤13
			133147	12RB#13	5.02	≤13
			133147	25RB#0	5.51	≤13
			133297	1RB#0	4.70	≤13
			133297	1RB#24	4.70	≤13
			133297	1RB#12	4.60	≤13
			133297	12RB#0	4.95	≤13
			133297	12RB#6	4.80	≤13
			133297	12RB#13	5.00	≤13
			133297	25RB#0	5.51	≤13
			133447	1RB#24	4.49	≤13
			133447	1RB#0	4.50	≤13
			133447	1RB#12	4.40	≤13
			133447	12RB#0	5.05	≤13
			133447	12RB#6	4.77	≤13
			133447	12RB#13	5.09	≤13
			133447	25RB#0	5.31	≤13
		16QAM	133147	1RB#0	5.56	≤13
			133147	1RB#12	5.43	≤13
			133147	1RB#24	5.56	≤13
			133147	12RB#6	5.71	≤13
			133147	12RB#0	5.54	≤13
			133147	12RB#13	5.86	≤13
			133147	25RB#0	5.97	≤13
			133297	1RB#0	5.48	≤13
			133297	1RB#12	5.36	≤13
			133297	1RB#24	5.47	≤13
			133297	12RB#13	5.93	≤13
			133297	12RB#0	5.92	≤13
			133297	12RB#6	5.82	≤13
			133297	25RB#0	6.42	≤13
			133447	1RB#12	4.72	≤13
			133447	1RB#0	4.77	≤13
			133447	1RB#24	5.09	≤13
			133447	12RB#0	5.45	≤13
			133447	12RB#6	5.37	≤13
			133447	12RB#13	5.76	≤13
			133447	25RB#0	6.23	≤13

Cellular Band	Channel Bandwidth (MHz)	Modulation Technique	Channel Number	RB Pos/RB allocation	PAPR (dB)	Limit (dBm)
Band71	10MHz	QPSK	133172	1RB#24	4.44	≤13
			133172	1RB#49	4.71	≤13
			133172	1RB#0	4.34	≤13
			133172	25RB#0	4.87	≤13
			133172	25RB#12	4.90	≤13
			133172	25RB#25	4.91	≤13
			133172	50RB#0	5.52	≤13
			133297	1RB#0	4.83	≤13
			133297	1RB#49	4.69	≤13
			133297	1RB#24	4.65	≤13
			133297	25RB#25	5.07	≤13
			133297	25RB#0	5.05	≤13
			133297	25RB#12	5.07	≤13
			133297	50RB#0	5.25	≤13
			133422	1RB#24	4.07	≤13
			133422	1RB#0	4.81	≤13
			133422	1RB#49	4.55	≤13
			133422	25RB#0	4.60	≤13
			133422	25RB#25	4.85	≤13
			133422	25RB#12	4.59	≤13
			133422	50RB#0	5.31	≤13
Band71	10MHz	16QAM	133172	1RB#49	5.40	≤13
			133172	1RB#0	5.38	≤13
			133172	1RB#24	4.98	≤13
			133172	25RB#25	5.91	≤13
			133172	25RB#12	5.62	≤13
			133172	25RB#0	5.95	≤13
			133172	50RB#0	6.07	≤13
			133297	1RB#49	5.22	≤13
			133297	1RB#0	5.27	≤13
			133297	1RB#24	5.31	≤13
			133297	25RB#25	5.88	≤13
			133297	25RB#0	5.98	≤13
			133297	25RB#12	5.89	≤13
			133297	50RB#0	6.41	≤13
			133422	1RB#24	4.62	≤13
			133422	1RB#0	5.69	≤13
			133422	1RB#49	5.57	≤13
			133422	25RB#0	4.46	≤13
			133422	25RB#12	5.04	≤13
			133422	25RB#25	5.25	≤13
			133422	50RB#0	5.62	≤13

Cellular Band	Channel Bandwidth (MHz)	Modulation Technique	Channel Number	RB Pos/RB allocation	PAPR (dB)	Limit (dBm)
Band71	15MHz	QPSK	133197	1RB#0	4.61	≤13
			133197	1RB#38	4.55	≤13
			133197	1RB#74	4.42	≤13
			133197	36RB#0	5.00	≤13
			133197	36RB#18	4.86	≤13
			133197	36RB#39	5.04	≤13
			133197	75RB#0	5.73	≤13
			133297	1RB#0	4.52	≤13
			133197	36RB#39	5.15	≤13
			133197	75RB#0	5.59	≤13
			133297	1RB#0	4.67	≤13
			133297	1RB#74	4.60	≤13
			133297	1RB#38	4.68	≤13
			133297	36RB#0	5.06	≤13
			133297	36RB#18	5.01	≤13
			133297	36RB#39	5.08	≤13
			133297	75RB#0	5.73	≤13
			133397	1RB#74	4.28	≤13
			133397	1RB#0	4.56	≤13
			133397	1RB#38	4.28	≤13
			133397	36RB#0	4.96	≤13
			133397	36RB#18	4.69	≤13
			133397	36RB#39	4.82	≤13
			133397	75RB#0	5.37	≤13
Band71	15MHz	16QAM	133197	1RB#0	4.96	≤13
			133197	1RB#38	5.10	≤13
			133197	1RB#74	4.82	≤13
			133197	36RB#18	5.53	≤13
			133197	36RB#0	5.79	≤13
			133197	36RB#39	6.03	≤13
			133197	75RB#0	5.94	≤13
			133297	1RB#0	5.42	≤13
			133297	1RB#38	5.28	≤13
			133297	1RB#74	5.77	≤13
			133297	36RB#39	6.04	≤13
			133297	36RB#0	6.05	≤13
			133297	36RB#18	6.26	≤13
			133297	75RB#0	6.84	≤13
			133397	1RB#38	4.96	≤13
			133397	1RB#0	5.25	≤13
			133397	1RB#74	4.99	≤13
			133397	36RB#0	5.89	≤13
			133397	36RB#18	5.65	≤13
			133397	36RB#39	5.81	≤13
			133397	75RB#0	6.16	≤13

Cellular Band	Channel Bandwidth (MHz)	Modulation Technique	Channel Number	RB Pos/RB allocation	PAPR (dB)	Limit (dBm)
Band71	20MHz	QPSK	133222	1RB#99	4.51	≤13
			133222	1RB#49	4.38	≤13
			133222	1RB#0	4.51	≤13
			133222	50RB#0	5.14	≤13
			133222	50RB#25	5.15	≤13
			133222	50RB#50	5.34	≤13
			133222	100RB#0	5.79	≤13
			133322	1RB#0	4.83	≤13
			133322	1RB#99	4.83	≤13
			133322	1RB#49	4.51	≤13
			133322	50RB#50	4.98	≤13
			133322	50RB#0	5.01	≤13
			133322	50RB#25	5.02	≤13
			133322	100RB#0	5.52	≤13
			133372	1RB#49	4.08	≤13
			133372	1RB#0	4.73	≤13
			133372	1RB#99	4.40	≤13
			133372	50RB#0	5.04	≤13
			133372	50RB#50	5.11	≤13
			133372	50RB#25	4.97	≤13
			133372	100RB#0	5.56	≤13
	20MHz	16QAM	133222	1RB#99	4.98	≤13
			133222	1RB#0	5.07	≤13
			133222	1RB#49	5.17	≤13
			133222	50RB#50	6.23	≤13
			133222	50RB#25	6.04	≤13
			133222	50RB#0	6.04	≤13
			133222	100RB#0	6.44	≤13
			133322	1RB#99	4.87	≤13
			133322	1RB#0	5.21	≤13
			133322	1RB#49	5.04	≤13
			133322	50RB#50	6.04	≤13
			133322	50RB#0	6.03	≤13
			133322	50RB#25	5.83	≤13
			133322	100RB#0	6.49	≤13
			133372	1RB#49	4.86	≤13
			133372	1RB#0	5.29	≤13
			133372	1RB#99	4.77	≤13
			133372	50RB#0	6.06	≤13
			133372	50RB#25	5.85	≤13
			133372	50RB#50	5.90	≤13
			133372	100RB#0	6.22	≤13

WCDMA Test Results:

Band	Channel Number	Channel Frequency (MHz)	Measured PAPR (dB)	Limit (dBm)	Margin (dB)
4	1312	1712.40	3.44	13.00	-9.56
	1413	1732.60	3.03	13.00	-9.97
	1513	1752.60	3.52	13.00	-9.48

7.2 EFFECTIVE (ISOTROPIC) RADIATED POWER

Result	***Pass***
Specification	FCC Part §2.1046, §27.50(b)
Test Method / Procedure	ANSI C63.26-2015 As per subclause 5 in 971168 D01 Power Meas License Digital Systems v03r01
Detector Function	Average
Requirement	specifies that “Portable stations (hand-held devices) transmitting in the 746-757 MHz, 776-788 MHz, and 805-806 MHz bands are limited to 3 watts ERP” 600 MHz uplink band and the 698-746 MHz band, and fixed and mobile stations in the 600 MHz uplink band are limited to 3 watts ERP” Fixed, mobile, and portable (hand-held) stations operating in the 1710-1755 MHz band and mobile and portable stations operating in the 1695-1710 MHz and 1755-1780 MHz bands are limited to 1 watt EIRP.”

Test Setup:

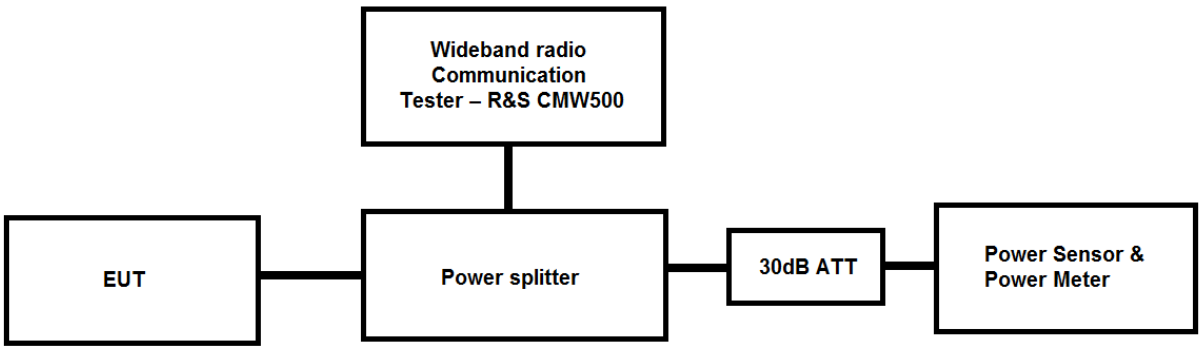

Environmental Conditions:

Temperature: +22.5°C **Voltage:** 12VDC through AC-DC Adapter **Relative Humidity:** 62%

KDB Guidelines applied:
Measurements were made as per section 5.2.4 in KDB 971168 D01 Power Meas License Digital Systems v03r01

Note:

1. All the losses are included during measurement and final values are mentioned in the test report.
2. Total Average Output power (dBm) = Measured Average power (dBm) + Attenuator factor (30dB) + Power Splitter (3.3 dB) + Cable loss (1dB)
3. For getting the EIRP(Equivalent Isotropic Radiated Power), the following formula should be taken to calculate it,

ERP (dBm) = Conducted power (dBm) + Antenna gain (dBd)

EIRP (dBm) = Conducted power (dBm) + Antenna gain (dBi)

Test Results:

Cellular Band	Channel Bandwidth (MHz)	Modulation Technique	Channel Number	RB Pos/RB allocation	Measured Average Power (dBm)	EIRP (dBm)	Limit (dBm)
4	1.4	QPSK	19957	1RB#0	22.58	25.58	30
			19957	1RB#2	22.6	25.60	30
			19957	1RB#5	22.6	25.60	30
			19957	3RB#0	23.78	26.78	30
			19957	3RB#1	23.69	26.69	30
			19957	3RB#3	23.71	26.71	30
			19957	6RB#0	23.64	26.64	30
			20175	1RB#0	23.05	26.05	30
			20175	1RB#2	23.07	26.07	30
			20175	1RB#5	23.04	26.04	30
			20175	3RB#0	23.98	26.98	30
			20175	3RB#1	23.99	26.99	30
			20175	3RB#3	23.99	26.99	30
			20175	6RB#0	23.97	26.97	30
			20393	1RB#0	22.43	25.43	30
			20393	1RB#2	22.48	25.48	30
			20393	1RB#5	22.43	25.43	30
			20393	3RB#0	23.39	26.39	30
			20393	3RB#1	23.42	26.42	30
			20393	3RB#3	23.44	26.44	30
			20393	6RB#0	23.38	26.38	30
		16QAM	19957	1RB#0	22.71	25.71	30
			19957	1RB#2	22.73	25.73	30
			19957	1RB#5	22.75	25.75	30
			19957	3RB#0	23.7	26.70	30
			19957	3RB#1	23.65	26.65	30
			19957	3RB#3	23.67	26.67	30
			19957	6RB#0	23.76	26.76	30
			20175	1RB#0	22.06	25.06	30
			20175	1RB#2	22.14	25.14	30
			20175	1RB#5	22.13	25.13	30
			20175	3RB#0	24.02	27.02	30
			20175	3RB#1	24.04	27.04	30
			20175	3RB#3	24.06	27.06	30
			20175	6RB#0	23.9	26.90	30
			20393	1RB#0	22.48	25.48	30
			20393	1RB#2	22.51	25.51	30
			20393	1RB#5	22.58	25.58	30
			20393	3RB#0	23.38	26.38	30
			20393	3RB#1	23.37	26.37	30
			20393	3RB#3	23.28	26.28	30
			20393	6RB#0	22.49	25.49	30

Cellular Band	Channel Bandwidth (MHz)	Modulation Technique	Channel Number	RB Pos/RB allocation	Measured Average Power (dBm)	EIRP (dBm)	Limit (dBm)
4	3	QPSK	19965	1RB#0	22.52	25.52	30
			19965	1RB#8	22.67	25.67	30
			19965	1RB#14	22.6	25.60	30
			19965	8RB#0	23.69	26.69	30
			19965	8RB#4	22.71	25.71	30
			19965	8RB#7	22.73	25.73	30
			19965	15RB#0	23.76	26.76	30
			20175	1RB#0	22.58	25.58	30
			20175	1RB#8	22.67	25.67	30
			20175	1RB#14	22.6	25.60	30
			20175	8RB#0	23.7	26.70	30
			20175	8RB#4	23.67	26.67	30
			20175	8RB#7	23.69	26.69	30
			20175	15RB#0	23.7	26.70	30
			20385	1RB#0	23.02	26.02	30
			20385	1RB#8	23.17	26.17	30
			20385	1RB#14	23.1	26.10	30
			20385	8RB#0	23.65	26.65	30
			20385	8RB#4	23.61	26.61	30
			20385	8RB#7	23.72	26.72	30
			20385	15RB#0	23.74	26.74	30
		16QAM	19965	1RB#0	23.29	26.29	30
			19965	1RB#8	23.43	26.43	30
			19965	1RB#14	23.36	26.36	30
			19965	8RB#0	22.79	25.79	30
			19965	8RB#4	22.72	25.72	30
			19965	8RB#7	22.74	25.74	30
			19965	15RB#0	22.95	25.95	30
			20175	1RB#0	22.75	25.75	30
			20175	1RB#8	22.86	25.86	30
			20175	1RB#14	22.75	25.75	30
			20175	8RB#0	22.64	25.64	30
			20175	8RB#4	22.65	25.65	30
			20175	8RB#7	22.67	25.67	30
			20175	15RB#0	22.86	25.86	30
			20385	1RB#0	22.12	25.12	30
			20385	1RB#8	22.25	25.25	30
			20385	1RB#14	22.19	25.19	30
			20385	8RB#0	22.58	25.58	30
			20385	8RB#4	22.68	25.68	30
			20385	8RB#7	22.7	25.70	30
			20385	15RB#0	22.81	25.81	30

Cellular Band	Channel Bandwidth (MHz)	Modulation Technique	Channel Number	RB Pos/RB allocation	Measured Average Power (dBm)	EIRP (dBm)	Limit (dBm)
4	5	QPSK	19975	1RB#0	22.52	25.52	30
			19975	1RB#12	22.71	25.71	30
			19975	1RB#24	22.57	25.57	30
			19975	12RB#0	23.69	26.69	30
			19975	12RB#6	23.78	26.78	30
			19975	12RB#13	23.8	26.80	30
			19975	25RB#0	23.68	26.68	30
			20175	1RB#0	22.55	25.55	30
			20175	1RB#12	22.63	25.63	30
			20175	1RB#24	22.53	25.53	30
			20175	12RB#0	22.63	25.63	30
			20175	12RB#6	23.64	26.64	30
			20175	12RB#13	23.66	26.66	30
			20175	25RB#0	23.64	26.64	30
			20375	1RB#0	22.87	25.87	30
			20375	1RB#12	23.07	26.07	30
			20375	1RB#24	23.03	26.03	30
			20375	12RB#0	23.77	26.77	30
			20375	12RB#6	23.86	26.86	30
			20375	12RB#13	23.87	26.87	30
			20375	25RB#0	23.76	26.76	30
		16QAM	19975	1RB#0	22.95	25.95	30
			19975	1RB#12	23.19	26.19	30
			19975	1RB#24	22.91	25.91	30
			19975	12RB#0	22.65	25.65	30
			19975	12RB#6	22.66	25.66	30
			19975	12RB#13	22.68	25.68	30
			19975	25RB#0	22.81	25.81	30
			20175	1RB#0	22.69	25.69	30
			20175	1RB#12	22.77	25.77	30
			20175	1RB#24	22.65	25.65	30
			20175	12RB#0	22.69	25.69	30
			20175	12RB#6	22.71	25.71	30
			20175	12RB#13	22.73	25.73	30
			20175	25RB#0	22.63	25.63	30
			20375	1RB#0	22.84	25.84	30
			20375	1RB#12	23.06	26.06	30
			20375	1RB#24	23.04	26.04	30
			20375	12RB#0	22.84	25.84	30
			20375	12RB#6	22.84	25.84	30
			20375	12RB#13	22.83	25.83	30
			20375	25RB#0	22.9	25.90	30

Cellular Band	Channel Bandwidth (MHz)	Modulation Technique	Channel Number	RB Pos/RB allocation	Measured Average Power (dBm)	EIRP (dBm)	Limit (dBm)
4	10	QPSK	20000	1RB#0	22.8	25.80	30
			20000	1RB#24	23.6	26.60	30
			20000	1RB#49	22.77	25.77	30
			20000	25RB#0	23.67	26.67	30
			20000	25RB#12	23.73	26.73	30
			20000	25RB#25	23.75	26.75	30
			20000	50RB#0	23.71	26.71	30
			20175	1RB#0	22.84	25.84	30
			20175	1RB#24	23.57	26.57	30
			20175	1RB#49	22.9	25.90	30
			20175	25RB#0	23.79	26.79	30
			20175	25RB#12	23.67	26.67	30
			20175	25RB#25	23.69	26.69	30
			20175	50RB#0	23.64	26.64	30
			20350	1RB#0	23.05	26.05	30
			20350	1RB#24	23.86	26.86	30
			20350	1RB#49	23.17	26.17	30
			20350	25RB#0	23.69	26.69	30
			20350	25RB#12	23.68	26.68	30
			20350	25RB#25	23.7	26.70	30
			20350	50RB#0	23.73	26.73	30
		16QAM	20000	1RB#0	23.48	26.48	30
			20000	1RB#24	22.82	25.82	30
			20000	1RB#49	23.06	26.06	30
			20000	25RB#0	22.89	25.89	30
			20000	25RB#12	22.94	25.94	30
			20000	25RB#25	22.96	25.96	30
			20000	50RB#0	22.96	25.96	30
			20175	1RB#0	23	26.00	30
			20175	1RB#24	23.62	26.62	30
			20175	1RB#49	22.98	25.98	30
			20175	25RB#0	22.82	25.82	30
			20175	25RB#12	23.03	26.03	30
			20175	25RB#25	23.05	26.05	30
			20175	50RB#0	22.75	25.75	30
			20350	1RB#0	23.77	26.77	30
			20350	1RB#24	23.51	26.51	30
			20350	1RB#49	23.92	26.92	30
			20350	25RB#0	22.81	25.81	30
			20350	25RB#12	22.8	25.80	30
			20350	25RB#25	22.81	25.81	30
			20350	50RB#0	22.81	25.81	30

Cellular Band	Channel Bandwidth (MHz)	Modulation Technique	Channel Number	RB Pos/RB allocation	Measured Average Power (dBm)	EIRP (dBm)	Limit (dBm)
4	15	QPSK	20025	1RB#0	22.64	25.64	30
			20025	1RB#38	23.47	26.47	30
			20025	1RB#74	22.63	25.63	30
			20025	36RB#0	23.71	26.71	30
			20025	36RB#18	23.7	26.70	30
			20025	36RB#39	23.72	26.72	30
			20025	75RB#0	23.68	26.68	30
			20175	1RB#0	22.66	25.66	30
			20175	1RB#38	22.65	25.65	30
			20175	1RB#74	23.49	26.49	30
			20175	36RB#0	23.69	26.69	30
			20175	36RB#18	23.67	26.67	30
			20175	36RB#39	23.69	26.69	30
			20175	75RB#0	23.74	26.74	30
			20325	1RB#0	23	26.00	30
			20325	1RB#38	23.9	26.90	30
			20325	1RB#74	23.11	26.11	30
			20325	36RB#0	23.67	26.67	30
			20325	36RB#18	23.74	26.74	30
			20325	36RB#39	23.72	26.72	30
			20325	75RB#0	23.64	26.64	30
		16QAM	20025	1RB#0	23.61	26.61	30
			20025	1RB#38	23.77	26.77	30
			20025	1RB#74	23.02	26.02	30
			20025	36RB#0	22.27	25.27	30
			20025	36RB#18	22.4	25.40	30
			20025	36RB#39	22.43	25.43	30
			20025	75RB#0	22.75	25.75	30
			20175	1RB#0	22.94	25.94	30
			20175	1RB#38	23.68	26.68	30
			20175	1RB#74	23.23	26.23	30
			20175	36RB#0	22.78	25.78	30
			20175	36RB#18	22.73	25.73	30
			20175	36RB#39	22.76	25.76	30
			20175	75RB#0	22.76	25.76	30
			20325	1RB#0	23.43	26.43	30
			20325	1RB#38	23.65	26.65	30
			20325	1RB#74	23.29	26.29	30
			20325	36RB#0	22.67	25.67	30
			20325	36RB#18	22.73	25.73	30
			20325	36RB#39	22.76	25.76	30
			20325	75RB#0	22.73	25.73	30

Cellular Band	Channel Bandwidth (MHz)	Modulation Technique	Channel Number	RB Pos/RB allocation	Measured Average Power (dBm)	EIRP (dBm)	Limit (dBm)
4	20	QPSK	20050	1RB#0	22.54	25.54	30
			20050	1RB#49	22.45	25.45	30
			20050	1RB#99	22.46	25.46	30
			20050	50RB#0	22.51	25.51	30
			20050	50RB#25	23.61	26.61	30
			20050	50RB#50	23.69	26.69	30
			20050	100RB#0	23.22	26.22	30
			20175	1RB#0	22.74	25.74	30
			20175	1RB#49	22.71	25.71	30
			20175	1RB#99	23.22	26.22	30
			20175	50RB#0	23.74	26.74	30
			20175	50RB#25	23.7	26.70	30
			20175	50RB#50	23.72	26.72	30
			20175	100RB#0	23.66	26.66	30
			20300	1RB#0	23.45	26.45	30
			20300	1RB#49	23.71	26.71	30
			20300	1RB#99	23.63	26.63	30
			20300	50RB#0	23.72	26.72	30
			20300	50RB#25	23.46	26.46	30
			20300	50RB#50	22.56	25.56	30
			20300	100RB#0	23.69	26.69	30
		16QAM	20050	1RB#0	23.24	26.24	30
			20050	1RB#49	24.16	27.16	30
			20050	1RB#99	22.86	25.86	30
			20050	50RB#0	22.92	25.92	30
			20050	50RB#25	22.82	25.82	30
			20050	50RB#50	22.95	25.95	30
			20050	100RB#0	22.85	25.85	30
			20175	1RB#0	24.45	27.45	30
			20175	1RB#49	24.08	27.08	30
			20175	1RB#99	23.43	26.43	30
			20175	50RB#0	22.79	25.79	30
			20175	50RB#25	22.71	25.71	30
			20175	50RB#50	22.73	25.73	30
			20175	100RB#0	22.73	25.73	30
			20300	1RB#0	22.8	25.80	30
			20300	1RB#49	23.19	26.19	30
			20300	1RB#99	23.37	26.37	30
			20300	50RB#0	22.9	25.90	30
			20300	50RB#25	22.79	25.79	30
			20300	50RB#50	22.87	25.87	30
			20300	100RB#0	22.78	25.78	30

Cellular Band	Channel Bandwidth (MHz)	Modulation Technique	Channel Number	RB Pos/RB allocation	Measured Average Power (dBm)	EIRP (dBm)	Limit (dBm)
7	5	QPSK	20775	1RB#0	22.33	25.33	33.00
			20775	1RB#12	22.72	25.72	33.00
			20775	1RB#24	22.54	25.54	33.00
			20775	12RB#0	23.03	26.03	33.00
			20775	12RB#6	23.01	26.01	33.00
			20775	12RB#13	22.95	25.95	33.00
			20775	25RB#0	22.94	25.94	33.00
			21100	1RB#0	22.31	25.31	33.00
			21100	1RB#12	22.52	25.52	33.00
			21100	1RB#24	22.42	25.42	33.00
			21100	12RB#0	22.92	25.92	33.00
			21100	12RB#6	22.90	25.90	33.00
			21100	12RB#13	22.88	25.88	33.00
			21100	25RB#0	22.97	25.97	33.00
			21425	1RB#0	22.34	25.34	33.00
			21425	1RB#12	22.49	25.49	33.00
			21425	1RB#24	22.32	25.32	33.00
			21425	12RB#0	23.14	26.14	33.00
			21425	12RB#6	23.29	26.29	33.00
			21425	12RB#13	23.18	26.18	33.00
			21425	25RB#0	23.22	26.22	33.00
		16QAM	20775	1RB#0	22.65	25.65	33.00
			20775	1RB#12	22.92	25.92	33.00
			20775	1RB#24	22.89	25.89	33.00
			20775	12RB#0	21.93	24.93	33.00
			20775	12RB#6	22.14	25.14	33.00
			20775	12RB#13	21.83	24.83	33.00
			20775	25RB#0	22.12	25.12	33.00
			21100	1RB#0	22.72	25.72	33.00
			21100	1RB#12	23.12	26.12	33.00
			21100	1RB#24	22.99	25.99	33.00
			21100	12RB#0	21.74	24.74	33.00
			21100	12RB#6	21.72	24.72	33.00
			21100	12RB#13	21.82	24.82	33.00
			21100	25RB#0	21.97	24.97	33.00
			21425	1RB#0	22.53	25.53	33.00
			21425	1RB#12	23.11	26.11	33.00
			21425	1RB#24	23.01	26.01	33.00
			21425	12RB#0	22.09	25.09	33.00
			21425	12RB#6	22.21	25.21	33.00
			21425	12RB#13	22.15	25.15	33.00
			21425	25RB#0	22.15	25.15	33.00

Cellular Band	Channel Bandwidth (MHz)	Modulation Technique	Channel Number	RB Pos/RB allocation	Measured Average Power (dBm)	EIRP (dBm)	Limit (dBm)
7	10	QPSK	20800	1RB#24	22.61	25.61	33.00
			20800	1RB#49	22.66	25.66	33.00
			20800	1RB#0	22.57	25.57	33.00
			20800	25RB#0	23.11	26.11	33.00
			20800	25RB#12	23.16	26.16	33.00
			20800	25RB#25	22.91	25.91	33.00
			20800	50RB#0	23.05	26.05	33.00
			21100	1RB#24	22.49	25.49	33.00
			21100	1RB#49	22.59	25.59	33.00
			21100	1RB#0	22.58	25.58	33.00
			21100	25RB#0	22.95	25.95	33.00
			21100	25RB#12	22.95	25.95	33.00
			21100	25RB#25	22.97	25.97	33.00
			21100	50RB#0	22.94	25.94	33.00
			21400	1RB#24	23.89	26.89	33.00
			21400	1RB#49	23.10	26.10	33.00
			21400	1RB#0	22.67	25.67	33.00
			21400	25RB#0	23.07	26.07	33.00
			21400	25RB#12	23.30	26.30	33.00
			21400	25RB#25	23.11	26.11	33.00
			21400	50RB#0	23.45	26.45	33.00
	10	16QAM	20800	1RB#24	23.30	26.30	33.00
			20800	1RB#49	22.76	25.76	33.00
			20800	1RB#0	22.70	25.70	33.00
			20800	25RB#0	22.16	25.16	33.00
			20800	25RB#12	22.19	25.19	33.00
			20800	25RB#25	22.08	25.08	33.00
			20800	50RB#0	22.10	25.10	33.00
			21100	1RB#24	22.65	25.65	33.00
			21100	1RB#49	22.74	25.74	33.00
			21100	1RB#0	22.80	25.80	33.00
			21100	25RB#0	22.02	25.02	33.00
			21100	25RB#12	22.09	25.09	33.00
			21100	25RB#25	22.09	25.09	33.00
			21100	50RB#0	21.84	24.84	33.00
			21400	1RB#24	23.04	26.04	33.00
			21400	1RB#49	22.17	25.17	33.00
			21400	1RB#0	23.01	26.01	33.00
			21400	25RB#0	22.06	25.06	33.00
			21400	25RB#12	22.28	25.28	33.00
			21400	25RB#25	22.19	25.19	33.00
			21400	50RB#0	22.15	25.15	33.00

Cellular Band	Channel Bandwidth (MHz)	Modulation Technique	Channel Number	RB Pos/RB allocation	Measured Average Power (dBm)	EIRP (dBm)	Limit (dBm)
7	15	QPSK	20825	1RB#0	23.52	26.52	33.00
			20825	1RB#38	23.53	26.53	33.00
			20825	1RB#74	22.84	25.84	33.00
			20825	36RB#0	23.13	26.13	33.00
			20825	36RB#18	23.01	26.01	33.00
			20825	36RB#39	22.93	25.93	33.00
			20825	75RB#0	23.03	26.03	33.00
			21100	1RB#0	22.75	25.75	33.00
			21100	1RB#38	23.44	26.44	33.00
			21100	1RB#74	22.92	25.92	33.00
			21100	36RB#0	22.89	25.89	33.00
			21100	36RB#18	22.96	25.96	33.00
			21100	36RB#39	22.97	25.97	33.00
			21100	75RB#0	22.96	25.96	33.00
			21375	1RB#0	22.93	25.93	33.00
			21375	1RB#38	23.44	26.44	33.00
			21375	1RB#74	23.27	26.27	33.00
			21375	36RB#0	23.30	26.30	33.00
			21375	36RB#18	23.40	26.40	33.00
			21375	36RB#39	23.33	26.33	33.00
			21375	75RB#0	23.31	26.31	33.00
	15	16QAM	20825	1RB#0	22.77	25.77	33.00
			20825	1RB#38	23.19	26.19	33.00
			20825	1RB#74	22.82	25.82	33.00
			20825	36RB#0	22.20	25.20	33.00
			20825	36RB#18	22.07	25.07	33.00
			20825	36RB#39	22.06	25.06	33.00
			20825	75RB#0	22.01	25.01	33.00
			21100	1RB#0	22.62	25.62	33.00
			21100	1RB#38	22.75	25.75	33.00
			21100	1RB#74	22.50	25.50	33.00
			21100	36RB#0	21.50	24.50	33.00
			21100	36RB#18	22.00	25.00	33.00
			21100	36RB#39	21.87	24.87	33.00
			21100	75RB#0	21.98	24.98	33.00
			21375	1RB#0	23.71	26.71	33.00
			21375	1RB#38	23.30	26.30	33.00
			21375	1RB#74	22.80	25.80	33.00
			21375	36RB#0	22.33	25.33	33.00
			21375	36RB#18	22.05	25.05	33.00
			21375	36RB#39	22.12	25.12	33.00
			21375	75RB#0	22.18	25.18	33.00

Cellular Band	Channel Bandwidth (MHz)	Modulation Technique	Channel Number	RB Pos/RB allocation	Measured Average Power (dBm)	EIRP (dBm)	Limit (dBm)
7	20	QPSK	20850	1RB#99	23.40	26.40	33.00
			20850	1RB#49	23.43	26.43	33.00
			20850	1RB#0	22.44	25.44	33.00
			20850	50RB#0	23.14	26.14	33.00
			20850	50RB#25	23.01	26.01	33.00
			20850	50RB#50	23.00	26.00	33.00
			20850	100RB#0	23.01	26.01	33.00
			21100	1RB#99	23.75	26.75	33.00
			21100	1RB#49	23.51	26.51	33.00
			21100	1RB#0	22.50	25.50	33.00
			21100	50RB#0	23.06	26.06	33.00
			21100	50RB#25	23.07	26.07	33.00
			21100	50RB#50	23.03	26.03	33.00
			21100	100RB#0	22.97	25.97	33.00
			21350	1RB#99	22.95	25.95	33.00
			21350	1RB#49	23.45	26.45	33.00
			21350	1RB#0	23.47	26.47	33.00
			21350	50RB#0	23.27	26.27	33.00
			21350	50RB#25	23.27	26.27	33.00
			21350	50RB#50	23.42	26.42	33.00
			21350	100RB#0	23.30	26.30	33.00
	20	16QAM	20850	1RB#99	22.46	25.46	33.00
			20850	1RB#49	23.05	26.05	33.00
			20850	1RB#0	22.41	25.41	33.00
			20850	50RB#0	22.11	25.11	33.00
			20850	50RB#25	21.92	24.92	33.00
			20850	50RB#50	22.08	25.08	33.00
			20850	100RB#0	22.04	25.04	33.00
			21100	1RB#99	22.61	25.61	33.00
			21100	1RB#49	22.95	25.95	33.00
			21100	1RB#0	22.46	25.46	33.00
			21100	50RB#0	21.89	24.89	33.00
			21100	50RB#25	21.98	24.98	33.00
			21100	50RB#50	21.93	24.93	33.00
			21100	100RB#0	21.93	24.93	33.00
			21350	1RB#99	22.86	25.86	33.00
			21350	1RB#49	22.63	25.63	33.00
			21350	1RB#0	22.87	25.87	33.00
			21350	50RB#0	22.12	25.12	33.00
			21350	50RB#25	21.95	24.95	33.00
			21350	50RB#50	22.18	25.18	33.00
			21350	100RB#0	22.03	25.03	33.00

Cellular Band	Cell Bandwidth	Modulation technique	Channel Number	RBpos/RB allocation	Measured Average Power(dBm)	ERP (dBm)	limit (dBm)
Band12	1.4MHz	QPSK	23017	1RB#0	23.21	24.06	34.77
			23017	1RB#2	23.33	24.18	34.77
			23017	1RB#5	23.5	24.35	34.77
			23017	3RB#0	22.2	23.05	34.77
			23017	3RB#1	22.26	23.11	34.77
			23017	3RB#3	22.39	23.24	34.77
			23017	6RB#0	22.27	23.12	34.77
			23095	1RB#0	22.68	23.53	34.77
			23095	1RB#5	23.11	23.96	34.77
			23095	1RB#2	23.19	24.04	34.77
			23095	3RB#0	23.96	24.81	34.77
			23095	3RB#1	24.05	24.90	34.77
			23095	3RB#3	23.99	24.84	34.77
			23095	6RB#0	24.04	24.89	34.77
			23173	1RB#5	22.64	23.49	34.77
			23173	1RB#0	22.6	23.45	34.77
			23173	1RB#2	22.7	23.55	34.77
			23173	3RB#0	23.52	24.37	34.77
			23173	3RB#1	23.61	24.46	34.77
			23173	3RB#3	23.72	24.57	34.77
			23173	6RB#0	23.69	24.54	34.77
		16QAM	23017	1RB#0	23.94	24.79	34.77
			23017	1RB#2	23.21	24.06	34.77
			23017	1RB#5	23.41	24.26	34.77
			23017	3RB#1	23.19	24.04	34.77
			23017	3RB#0	23.53	24.38	34.77
			23017	3RB#3	23.51	24.36	34.77
			23017	6RB#0	24.02	24.87	34.77
			23095	1RB#0	22.98	23.83	34.77
			23095	1RB#2	23.21	24.06	34.77
			23095	1RB#5	23.09	23.94	34.77
			23095	3RB#3	23	23.85	34.77
			23095	3RB#0	22.9	23.75	34.77
			23095	3RB#1	23	23.85	34.77
			23095	6RB#0	23.72	24.57	34.77
			23173	1RB#2	22.81	23.66	34.77
			23173	1RB#0	22.82	23.67	34.77
			23173	1RB#5	22.84	23.69	34.77
			23173	3RB#0	23.74	24.59	34.77
			23173	3RB#1	23.83	24.68	34.77
			23173	3RB#3	24	24.85	34.77
			23173	6RB#0	23.81	24.66	34.77

Cellular Band	Cell Bandwidth	Modulation technique	Channel Number	RBpos/RB allocation	Measured Average Power(dBm)	ERP (dBm)	limit (dBm)
Band12	3MHz	QPSK	23025	1RB#8	23.55	24.40	34.77
			23025	1RB#14	23.09	23.94	34.77
			23025	1RB#0	22.86	23.71	34.77
			23025	8RB#0	22.8	23.65	34.77
			23025	8RB#4	22.92	23.77	34.77
			23025	8RB#7	22.92	23.77	34.77
			23025	15RB#0	22.84	23.69	34.77
			23095	1RB#0	22.86	23.71	34.77
			23095	1RB#14	23.05	23.90	34.77
			23095	1RB#8	23.15	24.00	34.77
			23095	8RB#7	22.89	23.74	34.77
			23095	8RB#0	22.95	23.80	34.77
			23095	8RB#4	23.04	23.89	34.77
			23095	15RB#0	22.87	23.72	34.77
			23165	1RB#8	22.78	23.63	34.77
			23165	1RB#0	22.92	23.77	34.77
			23165	1RB#14	22.72	23.57	34.77
			23165	8RB#0	22.93	23.78	34.77
			23165	8RB#7	22.82	23.67	34.77
			23165	8RB#4	22.93	23.78	34.77
			23165	15RB#0	22.87	23.72	34.77
		16QAM	23025	1RB#14	22.76	23.61	34.77
			23025	1RB#0	22.54	23.39	34.77
			23025	1RB#8	23.19	24.04	34.77
			23025	8RB#7	21.78	22.63	34.77
			23025	8RB#4	22.04	22.89	34.77
			23025	8RB#0	22.04	22.89	34.77
			23025	15RB#0	21.93	22.78	34.77
			23095	1RB#14	23.25	24.10	34.77
			23095	1RB#0	23.05	23.90	34.77
			23095	1RB#8	23.35	24.20	34.77
			23095	8RB#7	22.16	23.01	34.77
			23095	8RB#0	21.86	22.71	34.77
			23095	8RB#4	21.85	22.70	34.77
			23095	15RB#0	21.69	22.54	34.77
			23165	1RB#8	22.41	23.26	34.77
			23165	1RB#0	22.53	23.38	34.77
			23165	1RB#14	22.45	23.30	34.77
			23165	8RB#0	21.8	22.65	34.77
			23165	8RB#4	21.6	22.45	34.77
			23165	8RB#7	21.6	22.45	34.77
			23165	15RB#0	21.9	22.75	34.77

Cellular Band	Cell Bandwidth	Modulation technique	Channel Number	RBpos/RB allocation	Measured Average Power(dBm)	ERP (dBm)	limit (dBm)
Band12	5MHz	QPSK	23025	1RB#0	23.34	24.19	34.77
			23025	1RB#12	23.7	24.55	34.77
			23025	1RB#24	23.26	24.11	34.77
			23025	12RB#0	23.56	24.41	34.77
			23025	12RB#6	23.57	24.42	34.77
			23025	12RB#13	23.51	24.36	34.77
			23025	25RB#0	23.54	24.39	34.77
			23095	1RB#0	22.42	23.27	34.77
			23095	1RB#24	22.49	23.34	34.77
			23095	1RB#12	22.75	23.60	34.77
			23095	12RB#0	23.54	24.39	34.77
			23095	12RB#6	23.57	24.42	34.77
			23095	12RB#13	23.51	24.36	34.77
			23095	25RB#0	23.52	24.37	34.77
			23155	1RB#24	22.46	23.31	34.77
			23155	1RB#0	22.39	23.24	34.77
			23155	1RB#12	22.99	23.84	34.77
			23155	12RB#0	22.79	23.64	34.77
			23155	12RB#6	22.89	23.74	34.77
			23155	12RB#13	22.76	23.61	34.77
			23155	25RB#0	22.81	23.66	34.77
		16QAM	23025	1RB#0	22.86	23.71	34.77
			23025	1RB#12	23.17	24.02	34.77
			23025	1RB#24	22.84	23.69	34.77
			23025	12RB#6	23.72	24.57	34.77
			23025	12RB#0	23.81	24.66	34.77
			23025	12RB#13	23.65	24.50	34.77
			23025	25RB#0	23.91	24.76	34.77
			23095	1RB#0	22.76	23.61	34.77
			23095	1RB#12	23.22	24.07	34.77
			23095	1RB#24	23.15	24.00	34.77
			23095	12RB#13	23.72	24.57	34.77
			23095	12RB#0	23.78	24.63	34.77
			23095	12RB#6	23.66	24.51	34.77
			23095	25RB#0	23.82	24.67	34.77
			23155	1RB#12	23.27	24.12	34.77
			23155	1RB#0	23.27	24.12	34.77
			23155	1RB#24	22.78	23.63	34.77
			23155	12RB#0	23.74	24.59	34.77
			23155	12RB#6	23.5	24.35	34.77
			23155	12RB#13	23.45	24.30	34.77
			23155	25RB#0	23.69	24.54	34.77

Cellular Band	Cell Bandwidth	Modulation technique	Channel Number	RBpos/RB allocation	Measured Average Power(dBm)	ERP (dBm)	limit (dBm)
Band12	10MHz	QPSK	23060	1RB#49	22.47	23.32	34.77
			23060	1RB#24	23.02	23.87	34.77
			23060	1RB#0	22.31	23.16	34.77
			23060	25RB#0	23.9	24.75	34.77
			23060	25RB#12	23.68	24.53	34.77
			23060	25RB#25	23.6	24.45	34.77
			23060	50RB#0	23.86	24.71	34.77
			23095	1RB#0	22.31	23.16	34.77
			23095	1RB#49	22.54	23.39	34.77
			23095	1RB#24	23.21	24.06	34.77
			23095	25RB#25	24.1	24.95	34.77
			23095	25RB#0	23.72	24.57	34.77
			23095	25RB#12	23.71	24.56	34.77
			23095	50RB#0	23.92	24.77	34.77
			23130	1RB#24	23.33	24.18	34.77
			23130	1RB#0	24.17	25.02	34.77
			23130	1RB#49	23.99	24.84	34.77
			23130	25RB#0	24.02	24.87	34.77
			23130	25RB#25	23.82	24.67	34.77
			23130	25RB#12	23.79	24.64	34.77
			23130	50RB#0	23.91	24.76	34.77
	10MHz	16QAM	23060	1RB#49	23.14	23.99	34.77
			23060	1RB#0	23.6	24.45	34.77
			23060	1RB#24	23.75	24.60	34.77
			23060	25RB#25	23.94	24.79	34.77
			23060	25RB#12	24.05	24.90	34.77
			23060	25RB#0	23.84	24.69	34.77
			23060	50RB#0	23.97	24.82	34.77
			23095	1RB#49	23.74	24.59	34.77
			23095	1RB#0	23.57	24.42	34.77
			23095	1RB#24	23.37	24.22	34.77
			23095	25RB#25	23.95	24.80	34.77
			23095	25RB#0	24.02	24.87	34.77
			23095	25RB#12	24.01	24.86	34.77
			23095	50RB#0	23.74	24.59	34.77
			23130	1RB#24	23.43	24.28	34.77
			23130	1RB#0	22.34	23.19	34.77
			23130	1RB#49	23.11	23.96	34.77
			23130	25RB#0	24.11	24.96	34.77
			23130	25RB#12	23.88	24.73	34.77
			23130	25RB#25	23.91	24.76	34.77
			23130	50RB#0	23.83	24.68	34.77

Cellular Band	Cell Bandwidth	Modulation technique	Channel Number	RBpos/RB allocation	Measured Average Power(dBm)	ERP (dBm)	limit (dBm)
Band13	5MHz	QPSK	23205	1RB#12	23.45	24.30	34.77
			23205	1RB#24	22.93	23.78	34.77
			23205	1RB#0	23.39	24.24	34.77
			23205	12RB#0	23.13	23.98	34.77
			23205	12RB#6	21.93	22.78	34.77
			23205	12RB#13	23.35	24.20	34.77
			23205	25RB#0	23.22	24.07	34.77
			23230	1RB#0	22.51	23.36	34.77
			23230	1RB#12	23.06	23.91	34.77
			23230	1RB#24	22.84	23.69	34.77
			23230	12RB#0	23.33	24.18	34.77
			23230	12RB#6	21.88	22.73	34.77
			23230	12RB#13	23.23	24.08	34.77
			23230	25RB#0	23.21	24.06	34.77
			23255	1RB#24	22.5	23.35	34.77
			23255	1RB#0	22.93	23.78	34.77
			23255	1RB#12	22.88	23.73	34.77
			23255	12RB#6	21.88	22.73	34.77
			23255	12RB#0	23.26	24.11	34.77
			23255	12RB#13	23.25	24.10	34.77
			23255	25RB#0	23.16	24.01	34.77
		16QAM	23205	1RB#12	21.52	22.37	34.77
			23205	1RB#0	22.32	23.17	34.77
			23205	1RB#24	22.48	23.33	34.77
			23205	12RB#13	22.18	23.03	34.77
			23205	12RB#6	20.84	21.69	34.77
			23205	12RB#0	22.16	23.01	34.77
			23205	25RB#0	22.58	23.43	34.77
			23230	1RB#0	23.09	23.94	34.77
			23230	1RB#12	21.87	22.72	34.77
			23230	1RB#24	23.2	24.05	34.77
			23230	12RB#0	21.91	22.76	34.77
			23230	12RB#6	20.82	21.67	34.77
			23230	12RB#13	22.24	23.09	34.77
			23230	25RB#0	22.31	23.16	34.77
			23255	1RB#0	23.02	23.87	34.77
			23255	1RB#12	21.58	22.43	34.77
			23255	1RB#24	23.1	23.95	34.77
			23255	12RB#13	22.24	23.09	34.77
			23255	12RB#0	22.23	23.08	34.77
			23255	12RB#6	21.00	21.85	34.77
			23255	25RB#0	22.21	23.06	34.77
Band13	10MHz	QPSK	23230	1RB#49	22.68	23.53	34.77
			23230	1RB#24	22.99	23.84	34.77
			23230	1RB#0	22.84	23.69	34.77
			23230	25RB#0	22.47	23.32	34.77
			23230	25RB#12	21.8	22.65	34.77
			23230	25RB#25	22.49	23.34	34.77
			23230	50RB#0	22.23	23.08	34.77
		16QAM	23230	1RB#49	22.72	23.57	34.77
			23230	1RB#0	22.67	23.52	34.77
			23230	1RB#24	21.88	22.73	34.77
			23230	25RB#0	22.31	23.16	34.77
			23230	25RB#12	20.83	21.68	34.77
			23230	25RB#25	22.39	23.24	34.77
			23230	50RB#0	22.18	23.03	34.77

LTE Band38:

Cellular Band	Channel Bandwidth (MHz)	Modulation Technique	Channel Number	RB Pos/RB allocation	Measured Average Power (dBm)	EIRP (dBm)	Limit (dBm)
38	5	QPSK	37775	1RB#0	17.9	20.9	33.00
			37775	1RB#12	19.45	22.45	33.00
			37775	1RB#24	19.19	22.19	33.00
			37775	12RB#0	18.12	21.12	33.00
			37775	12RB#6	18.79	21.79	33.00
			37775	12RB#13	18.79	21.79	33.00
			37775	25RB#0	18.81	21.81	33.00
			38000	1RB#0	19.14	22.14	33.00
			38000	1RB#12	19.45	22.45	33.00
			38000	1RB#24	19.1	22.1	33.00
			38000	12RB#0	18.77	21.77	33.00
			38000	12RB#6	18.75	21.75	33.00
			38000	12RB#13	18.75	21.75	33.00
			38000	25RB#0	18.76	21.76	33.00
			38225	1RB#0	19.06	22.06	33.00
			38225	1RB#12	19.28	22.28	33.00
			38225	1RB#24	18.99	21.99	33.00
			38225	12RB#0	18.69	21.69	33.00
			38225	12RB#6	18.68	21.68	33.00
			38225	12RB#13	18.67	21.67	33.00
			38225	25RB#0	18.73	21.73	33.00
		16QAM	37775	1RB#0	19.18	22.18	33.00
			37775	1RB#12	18.37	21.37	33.00
			37775	1RB#24	18.22	21.22	33.00
			37775	12RB#0	19.77	22.77	33.00
			37775	12RB#6	17.72	20.72	33.00
			37775	12RB#13	17.71	20.71	33.00
			37775	25RB#0	17.83	20.83	33.00
			38000	1RB#0	18.97	21.97	33.00
			38000	1RB#12	19.29	22.29	33.00
			38000	1RB#24	19.23	22.23	33.00
			38000	12RB#0	17.78	20.78	33.00
			38000	12RB#6	17.55	20.55	33.00
			38000	12RB#13	17.55	20.55	33.00
			38000	25RB#0	17.76	20.76	33.00
			38225	1RB#0	18.8	21.8	33.00
			38225	1RB#12	18.79	21.79	33.00
			38225	1RB#24	18.69	21.69	33.00
			38225	12RB#0	17.51	20.51	33.00
			38225	12RB#6	17.62	20.62	33.00
			38225	12RB#13	17.51	20.51	33.00
			38225	25RB#0	17.76	20.76	33.00

Cellular Band	Channel Bandwidth (MHz)	Modulation Technique	Channel Number	RB Pos/RB allocation	Measured Average Power (dBm)	EIRP (dBm)	Limit (dBm)
38	10	QPSK	37800	1RB#24	19.37	22.37	33.00
			37800	1RB#49	19.1	22.1	33.00
			37800	1RB#0	19.34	22.34	33.00
			37800	25RB#0	18.84	21.84	33.00
			37800	25RB#12	18.76	21.76	33.00
			37800	25RB#25	18.76	21.76	33.00
			37800	50RB#0	18.8	21.8	33.00
			38000	1RB#24	19.26	22.26	33.00
			38000	1RB#49	19.73	22.73	33.00
			38000	1RB#0	19.7	22.7	33.00
			38000	25RB#0	18.83	21.83	33.00
			38000	25RB#12	18.75	21.75	33.00
			38000	25RB#25	18.74	21.74	33.00
			38000	50RB#0	18.73	21.73	33.00
			38200	1RB#24	19.99	22.99	33.00
			38200	1RB#49	19.22	22.22	33.00
			38200	1RB#0	19.23	22.23	33.00
			38200	25RB#0	18.78	21.78	33.00
			38200	25RB#12	18.79	21.79	33.00
			38200	25RB#25	18.78	21.78	33.00
			38200	50RB#0	18.88	21.88	33.00
		16QAM	37800	1RB#24	19.13	22.13	33.00
			37800	1RB#49	19.38	22.38	33.00
			37800	1RB#0	18.85	21.85	33.00
			37800	25RB#0	17.87	20.87	33.00
			37800	25RB#12	18	21	33.00
			37800	25RB#25	18.01	21.01	33.00
			37800	50RB#0	17.16	20.16	33.00
			38000	1RB#24	18.35	21.35	33.00
			38000	1RB#49	18.6	21.6	33.00
			38000	1RB#0	18.4	21.4	33.00
			38000	25RB#0	17.63	20.63	33.00
			38000	25RB#12	17.66	20.66	33.00
			38000	25RB#25	17.61	20.61	33.00
			38000	50RB#0	17.91	20.91	33.00
			38200	1RB#24	19.56	22.56	33.00
			38200	1RB#49	19.18	22.18	33.00
			38200	1RB#0	19.6	22.6	33.00
			38200	25RB#0	17.79	20.79	33.00
			38200	25RB#12	17.81	20.81	33.00
			38200	25RB#25	17.92	20.92	33.00
			38200	50RB#0	17.86	20.86	33.00

Cellular Band	Channel Bandwidth (MHz)	Modulation Technique	Channel Number	RB Pos/RB allocation	Measured Average Power (dBm)	EIRP (dBm)	Limit (dBm)
38	15	QPSK	37825	1RB#0	19.47	22.47	33.00
			37825	1RB#38	19.64	22.64	33.00
			37825	1RB#74	19.34	22.34	33.00
			37825	36RB#0	18.77	21.77	33.00
			37825	36RB#18	18.76	21.76	33.00
			37825	36RB#39	18.66	21.66	33.00
			37825	75RB#0	18.63	21.63	33.00
			38000	1RB#0	19.28	22.28	33.00
			38000	1RB#38	19.73	22.73	33.00
			38000	1RB#74	19.35	22.35	33.00
			38000	36RB#0	18.67	21.67	33.00
			38000	36RB#18	18.72	21.72	33.00
			38000	36RB#39	18.73	21.73	33.00
			38000	75RB#0	18.64	21.64	33.00
			38175	1RB#0	19.35	22.35	33.00
			38175	1RB#38	19.97	22.97	33.00
			38175	1RB#74	19.34	22.34	33.00
			38175	36RB#0	18.73	21.73	33.00
			38175	36RB#18	18.74	21.74	33.00
			38175	36RB#39	18.76	21.76	33.00
			38175	75RB#0	18.77	21.77	33.00
		16QAM	37825	1RB#0	18.66	21.66	33.00
			37825	1RB#38	18.62	21.62	33.00
			37825	1RB#74	18.59	21.59	33.00
			37825	36RB#0	17.82	20.82	33.00
			37825	36RB#18	17.81	20.81	33.00
			37825	36RB#39	17.8	20.8	33.00
			37825	75RB#0	17.66	20.66	33.00
			38000	1RB#0	18.53	21.53	33.00
			38000	1RB#38	18.25	21.25	33.00
			38000	1RB#74	18.62	21.62	33.00
			38000	36RB#0	17.68	20.68	33.00
			38000	36RB#18	17.62	20.62	33.00
			38000	36RB#39	17.6	20.6	33.00
			38000	75RB#0	17.87	20.87	33.00
			38175	1RB#0	19.35	22.35	33.00
			38175	1RB#38	19.28	22.28	33.00
			38175	1RB#74	18.64	21.64	33.00
			38175	36RB#0	17.88	20.88	33.00
			38175	36RB#18	17.85	20.85	33.00
			38175	36RB#39	17.82	20.82	33.00
			38175	75RB#0	17.86	20.86	33.00

Cellular Band	Channel Bandwidth (MHz)	Modulation Technique	Channel Number	RB Pos/RB allocation	Measured Average Power (dBm)	EIRP (dBm)	Limit (dBm)
38	20	QPSK	37850	1RB#0	19.13	22.13	33.00
			37850	1RB#49	19.81	22.81	33.00
			37850	1RB#99	19.11	22.11	33.00
			37850	50RB#0	18.68	21.68	33.00
			37850	50RB#25	18.67	21.67	33.00
			37850	50RB#50	18.67	21.67	33.00
			37850	100RB#0	18.73	21.73	33.00
			38000	1RB#0	18.9	21.9	33.00
			38000	1RB#49	19.54	22.54	33.00
			38000	1RB#99	18.91	21.91	33.00
			38000	50RB#0	18.54	21.54	33.00
			38000	50RB#25	18.56	21.56	33.00
			38000	50RB#50	18.65	21.65	33.00
			38000	100RB#0	18.61	21.61	33.00
			38150	1RB#0	18.77	21.77	33.00
			38150	1RB#49	19.74	22.74	33.00
			38150	1RB#99	18.82	21.82	33.00
			38150	50RB#0	18.69	21.69	33.00
			38150	50RB#25	18.62	21.62	33.00
			38150	50RB#50	18.63	21.63	33.00
			38150	100RB#0	18.65	21.65	33.00
		16QAM	37850	1RB#0	18.85	21.85	33.00
			37850	1RB#49	19.21	22.21	33.00
			37850	1RB#99	19.00	22.00	33.00
			37850	50RB#0	19.17	22.17	33.00
			37850	50RB#25	17.66	20.66	33.00
			37850	50RB#50	17.65	20.65	33.00
			37850	100RB#0	17.73	20.73	33.00
			38000	1RB#0	18.82	21.82	33.00
			38000	1RB#49	19.25	22.25	33.00
			38000	1RB#99	18.86	21.86	33.00
			38000	50RB#0	17.77	20.77	33.00
			38000	50RB#25	17.68	20.68	33.00
			38000	50RB#50	17.75	20.75	33.00
			38000	100RB#0	17.71	20.71	33.00
			38150	1RB#0	18.18	21.18	33.00
			38150	1RB#49	18.46	21.46	33.00
			38150	1RB#99	18.01	21.01	33.00
			38150	50RB#0	17.72	20.72	33.00
			38150	50RB#25	17.65	20.65	33.00
			38150	50RB#50	17.6	20.6	33.00
			38150	100RB#0	17.46	20.46	33.00

LTE Band41:

Cellular Band	Cell Bandwidth	Modulation technique	Channel Number	RBpos/RB allocation	Measured Average Power(dBm)	EIRP (dBm)	limit (dBm)
Band41	5MHz	QPSK	39675	1RB#0	17.49	20.49	33.00
			39675	1RB#12	17.63	20.63	33.00
			39675	1RB#24	17.58	20.58	33.00
			39675	12RB#0	16.73	19.73	33.00
			39675	12RB#6	16.73	19.73	33.00
			39675	12RB#13	16.81	19.81	33.00
			39675	25RB#0	16.82	19.82	33.00
			40620	1RB#0	17.28	20.28	33.00
			40620	1RB#24	17.27	20.27	33.00
			40620	1RB#12	17.43	20.43	33.00
			40620	12RB#0	16.48	19.48	33.00
			40620	12RB#6	16.54	19.54	33.00
			40620	12RB#13	16.57	19.57	33.00
			40620	25RB#0	16.57	19.57	33.00
			41565	1RB#24	17.21	20.21	33.00
			41565	1RB#0	17.27	20.27	33.00
			41565	1RB#12	17.31	20.31	33.00
			41565	12RB#0	16.32	19.32	33.00
			41565	12RB#6	16.42	19.42	33.00
			41565	12RB#13	16.47	19.47	33.00
			41565	25RB#0	16.41	19.41	33.00
	5MHz	16QAM	39675	1RB#0	16.38	19.38	33.00
			39675	1RB#12	16.42	19.42	33.00
			39675	1RB#24	16.31	19.31	33.00
			39675	12RB#6	15.62	18.62	33.00
			39675	12RB#0	15.65	18.65	33.00
			39675	12RB#13	15.73	18.73	33.00
			39675	25RB#0	15.83	18.83	33.00
			40620	1RB#0	16.80	19.80	33.00
			40620	1RB#12	17.00	20.00	33.00
			40620	1RB#24	17.00	20.00	33.00
			40620	12RB#13	15.58	18.58	33.00
			40620	12RB#0	15.39	18.39	33.00
			40620	12RB#6	15.39	18.39	33.00
			40620	25RB#0	15.58	18.58	33.00
			41565	1RB#12	16.32	19.32	33.00
			41565	1RB#0	16.25	19.25	33.00
			41565	1RB#24	16.40	19.40	33.00
			41565	12RB#0	15.32	18.32	33.00
			41565	12RB#6	15.29	18.29	33.00
			41565	12RB#13	15.25	18.25	33.00
			41565	25RB#0	15.41	18.41	33.00

Cellular Band	Cell Bandwidth	Modulation technique	Channel Number	RBpos/RB allocation	Measured Average Power(dBm)	EIRP (dBm)	limit (dBm)
Band41	10MHz	QPSK	39700	1RB#24	17.64	20.64	33.00
			39700	1RB#49	17.82	20.82	33.00
			39700	1RB#0	17.50	20.50	33.00
			39700	25RB#0	16.64	19.64	33.00
			39700	25RB#12	16.79	19.79	33.00
			39700	25RB#25	16.77	19.77	33.00
			39700	50RB#0	16.69	19.69	33.00
			40620	1RB#0	17.38	20.38	33.00
			40620	1RB#49	17.59	20.59	33.00
			40620	1RB#24	17.55	20.55	33.00
			40620	25RB#25	16.44	19.44	33.00
			40620	25RB#0	16.47	19.47	33.00
			40620	25RB#12	16.47	19.47	33.00
			40620	50RB#0	16.48	19.48	33.00
			41540	1RB#24	17.02	20.02	33.00
			41540	1RB#0	17.16	20.16	33.00
			41540	1RB#49	17.21	20.21	33.00
			41540	25RB#0	16.36	19.36	33.00
			41540	25RB#25	16.25	19.25	33.00
			41540	25RB#12	16.12	19.12	33.00
			41540	50RB#0	16.31	19.31	33.00
	10MHz	16QAM	39700	1RB#49	17.66	20.66	33.00
			39700	1RB#0	17.56	20.56	33.00
			39700	1RB#24	17.65	20.65	33.00
			39700	25RB#25	16.72	19.72	33.00
			39700	25RB#12	16.73	19.73	33.00
			39700	25RB#0	16.59	19.59	33.00
			39700	50RB#0	15.69	18.69	33.00
			40620	1RB#49	17.01	20.01	33.00
			40620	1RB#0	16.88	19.88	33.00
			40620	1RB#24	17.22	20.22	33.00
			40620	25RB#25	15.46	18.46	33.00
			40620	25RB#0	15.44	18.44	33.00
			40620	25RB#12	15.47	18.47	33.00
			40620	50RB#0	15.45	18.45	33.00
			41540	1RB#24	16.78	19.78	33.00
			41540	1RB#0	16.57	19.57	33.00
			41540	1RB#49	16.46	19.46	33.00
			41540	25RB#0	15.29	18.29	33.00
			41540	25RB#12	15.28	18.28	33.00
			41540	25RB#25	15.33	18.33	33.00
			41540	50RB#0	15.13	18.13	33.00

Cellular Band	Cell Bandwidth	Modulation technique	Channel Number	RBpos/RB allocation	Measured Average Power(dBm)	EIRP (dBm)	limit (dBm)
Band41	15MHz	QPSK	39725	1RB#0	16.38	19.38	33.00
			39725	1RB#38	16.80	19.80	33.00
			39725	1RB#74	16.41	19.41	33.00
			39725	36RB#0	16.27	19.27	33.00
			39725	36RB#18	16.47	19.47	33.00
			39725	36RB#39	16.45	19.45	33.00
			39725	75RB#0	16.26	19.26	33.00
			40620	1RB#0	16.32	19.32	33.00
			40620	36RB#39	16.37	19.37	33.00
			40620	75RB#0	16.37	19.37	33.00
			40620	1RB#0	16.31	19.31	33.00
			40620	1RB#74	16.42	19.42	33.00
			40620	1RB#38	17.18	20.18	33.00
			40620	36RB#0	16.35	19.35	33.00
			40620	36RB#18	16.47	19.47	33.00
			40620	36RB#39	16.41	19.41	33.00
			40620	75RB#0	16.34	19.34	33.00
			41515	1RB#74	15.80	18.80	33.00
			41515	1RB#0	16.10	19.10	33.00
			41515	1RB#38	16.70	19.70	33.00
			41515	36RB#0	16.31	19.31	33.00
			41515	36RB#18	16.38	19.38	33.00
			41515	36RB#39	16.37	19.37	33.00
			41515	75RB#0	16.35	19.35	33.00
		16QAM	39725	1RB#0	15.58	18.58	33.00
			39725	1RB#38	16.83	19.83	33.00
			39725	1RB#74	16.44	19.44	33.00
			39725	36RB#18	15.46	18.46	33.00
			39725	36RB#0	15.02	18.02	33.00
			39725	36RB#39	15.32	18.32	33.00
			39725	75RB#0	15.34	18.34	33.00
			40620	1RB#0	16.04	19.04	33.00
			40620	1RB#38	16.01	19.01	33.00
			40620	1RB#74	16.15	19.15	33.00
			40620	36RB#39	15.47	18.47	33.00
			40620	36RB#0	15.25	18.25	33.00
			40620	36RB#18	15.33	18.33	33.00
			40620	75RB#0	15.47	18.47	33.00
			41515	1RB#38	15.75	18.75	33.00
			41515	1RB#0	16.15	19.15	33.00
			41515	1RB#74	16.41	19.41	33.00
			41515	36RB#0	15.45	18.45	33.00
			41515	36RB#18	15.43	18.43	33.00
			41515	36RB#39	15.43	18.43	33.00
			41515	75RB#0	15.42	18.42	33.00

Cellular Band	Cell Bandwidth	Modulation technique	Channel Number	RBpos/RB allocation	Measured Average Power(dBm)	EIRP (dBm)	limit (dBm)
Band41	20MHz	QPSK	39750	1RB#99	17.41	20.41	33.00
			39750	1RB#49	17.81	20.81	33.00
			39750	1RB#0	17.30	20.30	33.00
			39750	50RB#0	16.71	19.71	33.00
			39750	50RB#25	16.68	19.68	33.00
			39750	50RB#50	16.71	19.71	33.00
			39750	100RB#0	16.60	19.60	33.00
			40620	1RB#0	17.46	20.46	33.00
			40620	1RB#99	17.54	20.54	33.00
			40620	1RB#49	17.76	20.76	33.00
			40620	50RB#50	16.50	19.50	33.00
			40620	50RB#0	16.49	19.49	33.00
			40620	50RB#25	16.59	19.59	33.00
			40620	100RB#0	16.44	19.44	33.00
			41490	1RB#49	17.12	20.12	33.00
			41490	1RB#0	17.39	20.39	33.00
			41490	1RB#99	16.94	19.94	33.00
			41490	50RB#0	16.46	19.46	33.00
			41490	50RB#50	16.28	19.28	33.00
			41490	50RB#25	16.21	19.21	33.00
			41490	100RB#0	16.29	19.29	33.00
	20MHz	16QAM	39750	1RB#99	17.38	20.38	33.00
			39750	1RB#0	17.32	20.32	33.00
			39750	1RB#49	17.83	20.83	33.00
			39750	50RB#50	16.72	19.72	33.00
			39750	50RB#25	16.56	19.56	33.00
			39750	50RB#0	15.82	18.82	33.00
			39750	100RB#0	15.87	18.87	33.00
			40620	1RB#99	16.82	19.82	33.00
			40620	1RB#0	16.73	19.73	33.00
			40620	1RB#49	17.31	20.31	33.00
			40620	50RB#50	15.68	18.68	33.00
			40620	50RB#0	15.70	18.70	33.00
			40620	50RB#25	15.90	18.90	33.00
			40620	100RB#0	15.75	18.75	33.00
			41490	1RB#49	17.41	20.41	33.00
			41490	1RB#0	17.03	20.03	33.00
			41490	1RB#99	16.78	19.78	33.00
			41490	50RB#0	15.58	18.58	33.00
			41490	50RB#25	15.51	18.51	33.00
			41490	50RB#50	15.48	18.48	33.00
			41490	100RB#0	15.50	18.50	33.00

LTE Band66:

Cellular Band	Cell Bandwidth	Modulation technique	Channel Number	RBpos/RB allocation	Measured Average Power (dBm)	EIRP (dBm)	Limit (dBm)
Band66	1.4MHz	QPSK	131979	1RB#0	23.13	26.13	30.00
			131979	1RB#2	23.14	26.14	30.00
			131979	1RB#5	23.17	26.17	30.00
			131979	3RB#1	23.12	26.12	30.00
			131979	3RB#0	23.39	26.39	30.00
			131979	3RB#3	23.15	26.15	30.00
			131979	6RB#0	23.1	26.1	30.00
			132322	1RB#5	22.74	25.74	30.00
			132322	1RB#0	22.65	25.65	30.00
			132322	1RB#2	22.76	25.76	30.00
			132322	3RB#0	23.69	26.69	30.00
			132322	3RB#1	23.73	26.73	30.00
			132322	3RB#3	23.78	26.78	30.00
			132322	6RB#0	23.69	26.69	30.00
			132665	1RB#2	22.26	25.26	30.00
			132665	1RB#5	22.25	25.25	30.00
			132665	1RB#0	22.02	25.02	30.00
			132665	3RB#0	23.99	26.99	30.00
			132665	3RB#3	24.04	27.04	30.00
			132665	3RB#1	23.99	26.99	30.00
			132665	6RB#0	23.96	26.96	30.00
		16QAM	131979	1RB#2	23.88	26.88	30.00
			131979	1RB#5	23.21	26.21	30.00
			131979	1RB#0	23.2	26.2	30.00
			131979	3RB#0	23.21	26.21	30.00
			131979	3RB#1	23.15	26.15	30.00
			131979	3RB#3	23.19	26.19	30.00
			131979	6RB#0	23.14	26.14	30.00
			132322	1RB#5	22.95	25.95	30.00
			132322	1RB#0	22.87	25.87	30.00
			132322	1RB#2	22.92	25.92	30.00
			132322	3RB#3	23.86	26.86	30.00
			132322	3RB#1	23.8	26.8	30.00
			132322	3RB#0	23.77	26.77	30.00
			132322	6RB#0	23.63	26.63	30.00
			132665	1RB#2	23.49	26.49	30.00
			132665	1RB#5	23.48	26.48	30.00
			132665	1RB#0	23.42	26.42	30.00
			132665	3RB#3	23.34	26.34	30.00
			132665	3RB#1	23.35	26.35	30.00
			132665	3RB#0	23.34	26.34	30.00
			132665	6RB#0	23.28	26.28	30.00

Cellular Band	Cell Bandwidth	Modulation technique	Channel Number	RBpos/RB allocation	Measured Average Power (dBm)	EIRP (dBm)	Limit (dBm)
Band66	3MHz	QPSK	131987	1RB#14	23.29	26.29	30.00
			131987	1RB#0	23.22	26.22	30.00
			131987	1RB#8	23.36	26.36	30.00
			131987	8RB#7	23.27	26.27	30.00
			131987	8RB#4	23.26	26.26	30.00
			131987	8RB#0	23.22	26.22	30.00
			131987	15RB#0	23.22	26.22	30.00
			132322	1RB#14	23.22	26.22	30.00
			132322	1RB#8	23.35	26.35	30.00
			132322	1RB#0	23.19	26.19	30.00
			132322	8RB#7	22.86	25.86	30.00
			132322	8RB#0	22.75	25.75	30.00
			132322	8RB#4	22.88	25.88	30.00
			132322	15RB#0	23.77	26.77	30.00
			132657	1RB#14	23.09	26.09	30.00
			132657	1RB#8	23.11	26.11	30.00
			132657	1RB#0	23.07	26.07	30.00
			132657	8RB#4	24.04	27.04	30.00
			132657	8RB#0	24.04	27.04	30.00
			132657	8RB#7	24.04	27.04	30.00
			132657	15RB#0	23.09	26.09	30.00
		16QAM	131987	1RB#8	24.11	27.11	30.00
			131987	1RB#14	23.96	26.96	30.00
			131987	1RB#0	23.97	26.97	30.00
			131987	8RB#0	23.75	26.75	30.00
			131987	8RB#7	23.84	26.84	30.00
			131987	8RB#4	23.39	26.39	30.00
			131987	15RB#0	23.54	26.54	30.00
			132322	1RB#8	23.07	26.07	30.00
			132322	1RB#14	23.03	26.03	30.00
			132322	1RB#0	22.89	25.89	30.00
			132322	8RB#4	23.63	26.63	30.00
			132322	8RB#0	23.64	26.64	30.00
			132322	8RB#7	23.6	26.6	30.00
			132322	15RB#0	23.4	26.4	30.00
			132657	1RB#14	22.34	25.34	30.00
			132657	1RB#0	22.29	25.29	30.00
			132657	1RB#8	22.34	25.34	30.00
			132657	8RB#0	23.69	26.69	30.00
			132657	8RB#7	23.33	26.33	30.00
			132657	8RB#4	23.33	26.33	30.00
			132657	15RB#0	23.5	26.5	30.00

Cellular Band	Cell Bandwidth	Modulation technique	Channel Number	RBpos/RB allocation	Measured Average Power (dBm)	EIRP (dBm)	Limit (dBm)
Band66	5MHz	QPSK	131997	1RB#24	23.23	26.23	30.00
			131997	1RB#12	23.45	26.45	30.00
			131997	1RB#0	23.26	26.26	30.00
			131997	12RB#6	23.23	26.23	30.00
			131997	12RB#0	23.29	26.29	30.00
			131997	12RB#13	23.33	26.33	30.00
			131997	25RB#0	23.29	26.29	30.00
			132322	1RB#24	22.96	25.96	30.00
			132322	1RB#0	22.78	25.78	30.00
			132322	1RB#12	22.86	25.86	30.00
			132322	12RB#6	23.86	26.86	30.00
			132322	12RB#0	23.81	26.81	30.00
			132322	12RB#13	23.86	26.86	30.00
			132322	25RB#0	23.87	26.87	30.00
			132647	1RB#0	23.03	26.03	30.00
			132647	1RB#12	23.21	26.21	30.00
			132647	1RB#24	23.18	26.18	30.00
			132647	12RB#0	24.03	27.03	30.00
			132647	12RB#6	24.04	27.04	30.00
			132647	12RB#13	24.04	27.04	30.00
			132647	25RB#0	24.02	27.02	30.00
	5MHz	16QAM	131997	1RB#0	22.22	25.22	30.00
			131997	1RB#12	22.42	25.42	30.00
			131997	1RB#24	22.25	25.25	30.00
			131997	12RB#13	23.48	26.48	30.00
			131997	12RB#0	23.25	26.25	30.00
			131997	12RB#6	23.37	26.37	30.00
			131997	25RB#0	23.6	26.6	30.00
			132322	1RB#0	23.02	26.02	30.00
			132322	1RB#12	23.2	26.2	30.00
			132322	1RB#24	23.27	26.27	30.00
			132322	12RB#0	23.46	26.46	30.00
			132322	12RB#13	23.27	26.27	30.00
			132322	12RB#6	23.3	26.3	30.00
			132322	25RB#0	23.48	26.48	30.00
			132647	1RB#0	23.06	26.06	30.00
			132647	1RB#24	23.25	26.25	30.00
			132647	1RB#12	23.27	26.27	30.00
			132647	12RB#0	23.58	26.58	30.00
			132647	12RB#6	23.48	26.48	30.00
			132647	12RB#13	23.45	26.45	30.00
			132647	25RB#0	23.64	26.64	30.00

Cellular Band	Cell Bandwidth	Modulation technique	Channel Number	RBpos/RB allocation	Measured Average Power (dBm)	EIRP (dBm)	Limit (dBm)
Band66	10MHz	QPSK	132022	1RB#0	23.4	26.4	30.00
			132022	1RB#24	23.24	26.24	30.00
			132022	1RB#49	21.51	24.51	30.00
			132022	25RB#12	24.06	27.06	30.00
			132022	25RB#0	24.02	27.02	30.00
			132022	25RB#25	24.04	27.04	30.00
			132022	50RB#0	23.95	26.95	30.00
			132322	1RB#49	23.09	26.09	30.00
			132322	1RB#0	22.79	25.79	30.00
			132322	1RB#24	22.38	25.38	30.00
			132322	25RB#0	23.37	26.37	30.00
			132322	25RB#12	23.61	26.61	30.00
			132322	25RB#25	23.6	26.6	30.00
			132322	50RB#0	23.47	26.47	30.00
			132622	1RB#24	23.02	26.02	30.00
			132622	1RB#49	22.24	25.24	30.00
			132622	1RB#0	22.47	25.47	30.00
			132622	25RB#0	23.88	26.88	30.00
			132622	25RB#25	23.74	26.74	30.00
			132622	25RB#12	23.75	26.75	30.00
			132622	50RB#0	23.74	26.74	30.00
	10MHz	16QAM	132022	1RB#24	24.06	27.06	30.00
			132022	1RB#49	23.42	26.42	30.00
			132022	1RB#0	23.55	26.55	30.00
			132022	25RB#0	23.62	26.62	30.00
			132022	25RB#12	23.55	26.55	30.00
			132022	25RB#25	23.6	26.6	30.00
			132022	50RB#0	23.44	26.44	30.00
			132322	1RB#49	23.15	26.15	30.00
			132322	1RB#0	22.88	25.88	30.00
			132322	1RB#24	23.77	26.77	30.00
			132322	25RB#25	23.51	26.51	30.00
			132322	25RB#12	23.34	26.34	30.00
			132322	25RB#0	23.43	26.43	30.00
			132322	50RB#0	23.43	26.43	30.00
			132622	1RB#24	23.5	26.5	30.00
			132622	1RB#49	23.8	26.8	30.00
			132622	1RB#0	23.92	26.92	30.00
			132622	25RB#25	23.51	26.51	30.00
			132622	25RB#12	23.53	26.53	30.00
			132622	25RB#0	23.65	26.65	30.00
			132622	50RB#0	23.5	26.5	30.00

Cellular Band	Cell Bandwidth	Modulation technique	Channel Number	RBpos/RB allocation	Measured Average Power (dBm)	EIRP (dBm)	Limit (dBm)
Band66	15MHz	QPSK	132047	1RB#74	23.2	26.2	30.00
			132047	1RB#0	23.3	26.3	30.00
			132047	1RB#38	24.14	27.14	30.00
			132047	36RB#39	23.95	26.95	30.00
			132047	36RB#18	23.92	26.92	30.00
			132047	36RB#0	23.88	26.88	30.00
			132047	75RB#0	23.86	26.86	30.00
			132322	1RB#74	22.96	25.96	30.00
			132322	1RB#38	23.6	26.6	30.00
			132322	1RB#0	22.71	25.71	30.00
			132322	36RB#0	24.25	27.25	30.00
			132322	36RB#39	23.54	26.54	30.00
			132322	36RB#18	23.46	26.46	30.00
			132322	75RB#0	23.36	26.36	30.00
			132597	1RB#74	23.1	26.1	30.00
			132597	1RB#38	24.04	27.04	30.00
			132597	1RB#0	23.4	26.4	30.00
			132597	36RB#18	23.65	26.65	30.00
			132597	36RB#0	23.88	26.88	30.00
			132597	36RB#39	23.64	26.64	30.00
			132597	75RB#0	23.74	26.74	30.00
	15MHz	16QAM	132047	1RB#0	24.02	27.02	30.00
			132047	1RB#74	23.49	26.49	30.00
			132047	1RB#38	23.38	26.38	30.00
			132047	36RB#0	23.29	26.29	30.00
			132047	36RB#39	23.31	26.31	30.00
			132047	36RB#18	23.31	26.31	30.00
			132047	75RB#0	23.48	26.48	30.00
			132322	1RB#38	24.05	27.05	30.00
			132322	1RB#74	23.44	26.44	30.00
			132322	1RB#0	23.02	26.02	30.00
			132322	36RB#18	23.12	26.12	30.00
			132322	36RB#0	23.36	26.36	30.00
			132322	36RB#39	23.52	26.52	30.00
			132322	75RB#0	23.38	26.38	30.00
			132597	1RB#74	23.72	26.72	30.00
			132597	1RB#0	23.95	26.95	30.00
			132597	1RB#38	23.69	26.69	30.00
			132597	36RB#0	23.46	26.46	30.00
			132597	36RB#39	23.4	26.4	30.00
			132597	36RB#18	23.42	26.42	30.00
			132597	75RB#0	23.41	26.41	30.00

Cellular Band	Cell Bandwidth	Modulation technique	Channel Number	RBpos/RB allocation	Measured Average Power (dBm)	EIRP (dBm)	Limit (dBm)
Band66	20MHz	QPSK	132072	1RB#99	23.11	26.11	30.00
			132072	1RB#49	23.33	26.33	30.00
			132072	1RB#0	23.06	26.06	30.00
			132072	50RB#25	23.75	26.75	30.00
			132072	50RB#0	23.8	26.8	30.00
			132072	50RB#50	23.69	26.69	30.00
			132072	100RB#0	23.76	26.76	30.00
			132322	1RB#99	22.81	25.81	30.00
			132322	1RB#0	23.16	26.16	30.00
			132322	1RB#49	23.62	26.62	30.00
			132322	50RB#25	23.5	26.5	30.00
			132322	50RB#0	23.13	26.13	30.00
			132322	50RB#50	23.47	26.47	30.00
			132322	100RB#0	24.2	27.2	30.00
			132572	1RB#0	22.84	25.84	30.00
			132572	1RB#49	24.15	27.15	30.00
			132572	1RB#99	22.82	25.82	30.00
			132572	50RB#0	23.76	26.76	30.00
			132572	50RB#25	23.57	26.57	30.00
			132572	50RB#50	23.62	26.62	30.00
			132572	100RB#0	23.68	26.68	30.00
		16QAM	132072	1RB#0	24.22	27.22	30.00
			132072	1RB#49	24.02	27.02	30.00
			132072	1RB#99	24.45	27.45	30.00
			132072	50RB#50	23.3	26.3	30.00
			132072	50RB#0	23.2	26.2	30.00
			132072	50RB#25	23.32	26.32	30.00
			132072	100RB#0	23.29	26.29	30.00
			132322	1RB#0	23.52	26.52	30.00
			132322	1RB#49	23.99	26.99	30.00
			132322	1RB#99	23.21	26.21	30.00
			132322	50RB#0	23.39	26.39	30.00
			132322	50RB#50	23.32	26.32	30.00
			132322	50RB#25	23.42	26.42	30.00
			132322	100RB#0	23.38	26.38	30.00
			132572	1RB#0	23.08	26.08	30.00
			132572	1RB#99	23.05	26.05	30.00
			132572	1RB#49	23.40	26.40	30.00
			132572	50RB#0	23.34	26.34	30.00
			132572	50RB#25	23.36	26.36	30.00
			132572	50RB#50	23.39	26.39	30.00
			132572	100RB#0	23.50	26.50	30.00

LTE Band71:

Cellular Band	Cell Bandwidth	Modulation technique	Channel Number	RBpos/RB allocation	Measured Average Power (dBm)	ERP (dBm)	limit (dBm)
Band71	5MHz	QPSK	133147	1RB#0	24.03	24.88	34.77
			133147	1RB#12	24.24	25.09	34.77
			133147	1RB#24	23.95	24.80	34.77
			133147	12RB#0	23.10	23.95	34.77
			133147	12RB#6	23.12	23.97	34.77
			133147	12RB#13	23.06	23.91	34.77
			133147	25RB#0	23.90	24.75	34.77
			133297	1RB#0	24.11	24.96	34.77
			133297	1RB#24	24.13	24.98	34.77
			133297	1RB#12	23.51	24.36	34.77
			133297	12RB#0	22.64	23.49	34.77
			133297	12RB#6	22.80	23.65	34.77
			133297	12RB#13	22.69	23.54	34.77
			133297	25RB#0	23.58	24.43	34.77
			133447	1RB#24	23.89	24.74	34.77
			133447	1RB#0	24.09	24.94	34.77
			133447	1RB#12	24.14	24.99	34.77
			133447	12RB#0	23.10	23.95	34.77
			133447	12RB#6	23.09	23.94	34.77
			133447	12RB#13	22.94	23.79	34.77
			133447	25RB#0	23.85	24.70	34.77
		16QAM	133147	1RB#0	22.71	23.56	34.77
			133147	1RB#12	23.72	24.57	34.77
			133147	1RB#24	23.00	23.85	34.77
			133147	12RB#6	22.14	22.99	34.77
			133147	12RB#0	22.24	23.09	34.77
			133147	12RB#13	21.96	22.81	34.77
			133147	25RB#0	22.16	23.01	34.77
			133297	1RB#0	22.48	23.33	34.77
			133297	1RB#12	22.57	23.42	34.77
			133297	1RB#24	22.38	23.23	34.77
			133297	12RB#13	21.89	22.74	34.77
			133297	12RB#0	22.02	22.87	34.77
			133297	12RB#6	22.03	22.88	34.77
			133297	25RB#0	22.20	23.05	34.77
			133447	1RB#12	22.76	23.61	34.77
			133447	1RB#0	22.78	23.63	34.77
			133447	1RB#24	22.70	23.55	34.77
			133447	12RB#0	22.38	23.23	34.77
			133447	12RB#6	22.38	23.23	34.77
			133447	12RB#13	22.21	23.06	34.77
			133447	25RB#0	22.13	22.98	34.77

Cellular Band	Cell Bandwidth	Modulation technique	Channel Number	RBpos/RB allocation	Measured Average Power(dBm)	ERP (dBm)	limit (dBm)
Band71	10MHz	QPSK	133172	1RB#24	23.41	24.26	34.77
			133172	1RB#49	22.80	23.65	34.77
			133172	1RB#0	23.03	23.88	34.77
			133172	25RB#0	23.05	23.90	34.77
			133172	25RB#12	23.28	24.13	34.77
			133172	25RB#25	23.32	24.17	34.77
			133172	50RB#0	23.10	23.95	34.77
			133297	1RB#0	22.98	23.83	34.77
			133297	1RB#49	23.39	24.24	34.77
			133297	1RB#24	23.91	24.76	34.77
			133297	25RB#25	24.19	25.04	34.77
			133297	25RB#0	24.19	25.04	34.77
			133297	25RB#12	23.68	24.53	34.77
			133297	50RB#0	24.12	24.97	34.77
			133422	1RB#24	23.63	24.48	34.77
			133422	1RB#0	22.51	23.36	34.77
			133422	1RB#49	23.03	23.88	34.77
			133422	25RB#0	24.18	25.03	34.77
			133422	25RB#25	23.43	24.28	34.77
			133422	25RB#12	23.44	24.29	34.77
			133422	50RB#0	24.10	24.95	34.77
Band71	10MHz	16QAM	133172	1RB#49	22.91	23.76	34.77
			133172	1RB#0	22.15	23.00	34.77
			133172	1RB#24	23.55	24.40	34.77
			133172	25RB#25	22.36	23.21	34.77
			133172	25RB#12	22.30	23.15	34.77
			133172	25RB#0	22.01	22.86	34.77
			133172	50RB#0	22.18	23.03	34.77
			133297	1RB#49	23.78	24.63	34.77
			133297	1RB#0	23.45	24.30	34.77
			133297	1RB#24	23.35	24.20	34.77
			133297	25RB#25	23.34	24.19	34.77
			133297	25RB#0	23.30	24.15	34.77
			133297	25RB#12	23.46	24.31	34.77
			133297	50RB#0	23.31	24.16	34.77
			133422	1RB#24	23.57	24.42	34.77
			133422	1RB#0	22.51	23.36	34.77
			133422	1RB#49	22.16	23.01	34.77
			133422	25RB#0	23.66	24.51	34.77
			133422	25RB#12	23.41	24.26	34.77
			133422	25RB#25	22.80	23.65	34.77
			133422	50RB#0	23.14	23.99	34.77

Cellular Band	Cell Bandwidth	Modulation technique	Channel Number	RBpos/RB allocation	Measured Average Power(dBm)	ERP (dBm)	limit (dBm)
Band71	15MHz	QPSK	133197	1RB#0	23.57	24.42	34.77
			133197	1RB#38	24.13	24.98	34.77
			133197	1RB#74	23.54	24.39	34.77
			133197	36RB#0	22.56	23.41	34.77
			133197	36RB#18	22.83	23.68	34.77
			133197	36RB#39	22.79	23.64	34.77
			133197	75RB#0	23.33	24.18	34.77
			133297	1RB#0	23.23	24.08	34.77
			133197	36RB#39	22.95	23.80	34.77
			133197	75RB#0	22.66	23.51	34.77
			133297	1RB#0	23.22	24.07	34.77
			133297	1RB#74	23.38	24.23	34.77
			133297	1RB#38	23.83	24.68	34.77
			133297	36RB#0	22.93	23.78	34.77
			133297	36RB#18	23.01	23.86	34.77
			133297	36RB#39	22.94	23.79	34.77
			133297	75RB#0	22.86	23.71	34.77
			133397	1RB#74	23.56	24.41	34.77
			133397	1RB#0	24.06	24.91	34.77
			133397	1RB#38	23.91	24.76	34.77
			133397	36RB#0	22.85	23.70	34.77
			133397	36RB#18	23.05	23.90	34.77
			133397	36RB#39	23.02	23.87	34.77
			133397	75RB#0	23.01	23.86	34.77
Band71	15MHz	16QAM	133197	1RB#0	22.88	23.73	34.77
			133197	1RB#38	23.02	23.87	34.77
			133197	1RB#74	22.94	23.79	34.77
			133197	36RB#18	21.68	22.53	34.77
			133197	36RB#0	21.79	22.64	34.77
			133197	36RB#39	21.89	22.74	34.77
			133197	75RB#0	21.92	22.77	34.77
			133297	1RB#0	22.12	22.97	34.77
			133297	1RB#38	22.04	22.89	34.77
			133297	1RB#74	22.19	23.04	34.77
			133297	36RB#39	22.01	22.86	34.77
			133297	36RB#0	21.85	22.70	34.77
			133297	36RB#18	21.87	22.72	34.77
			133297	75RB#0	21.92	22.77	34.77
			133397	1RB#38	22.76	23.61	34.77
			133397	1RB#0	22.81	23.66	34.77
			133397	1RB#74	22.85	23.70	34.77
			133397	36RB#0	21.99	22.84	34.77
			133397	36RB#18	22.04	22.89	34.77
			133397	36RB#39	22.11	22.96	34.77
			133397	75RB#0	21.92	22.77	34.77

Cellular Band	Cell Bandwidth	Modulation technique	Channel Number	RBpos/RB allocation	Measured Average Power(dBm)	ERP (dBm)	limit (dBm)
Band71	20MHz	QPSK	133222	1RB#99	23.42	24.27	34.77
			133222	1RB#49	23.70	24.55	34.77
			133222	1RB#0	23.94	24.79	34.77
			133222	50RB#0	22.92	23.77	34.77
			133222	50RB#25	22.87	23.72	34.77
			133222	50RB#50	22.89	23.74	34.77
			133222	100RB#0	23.01	23.86	34.77
			133322	1RB#0	23.39	24.24	34.77
			133322	1RB#99	22.99	23.84	34.77
			133322	1RB#49	23.68	24.53	34.77
			133322	50RB#50	23.12	23.97	34.77
			133322	50RB#0	22.92	23.77	34.77
			133322	50RB#25	22.96	23.81	34.77
			133322	100RB#0	23.05	23.90	34.77
			133372	1RB#49	24.08	24.93	34.77
			133372	1RB#0	23.12	23.97	34.77
			133372	1RB#99	23.45	24.30	34.77
			133372	50RB#0	23.05	23.90	34.77
			133372	50RB#50	22.81	23.66	34.77
			133372	50RB#25	22.69	23.54	34.77
			133372	100RB#0	23.13	23.98	34.77
	20MHz	16QAM	133222	1RB#99	22.38	23.23	34.77
			133222	1RB#0	22.41	23.26	34.77
			133222	1RB#49	21.89	22.74	34.77
			133222	50RB#50	21.94	22.79	34.77
			133222	50RB#25	21.86	22.71	34.77
			133222	50RB#0	21.79	22.64	34.77
			133222	100RB#0	22.02	22.87	34.77
			133322	1RB#99	22.66	23.51	34.77
			133322	1RB#0	22.38	23.23	34.77
			133322	1RB#49	22.94	23.79	34.77
			133322	50RB#50	21.92	22.77	34.77
			133322	50RB#0	21.89	22.74	34.77
			133322	50RB#25	22.04	22.89	34.77
			133322	100RB#0	21.81	22.66	34.77
			133372	1RB#49	22.86	23.71	34.77
			133372	1RB#0	22.48	23.33	34.77
			133372	1RB#99	22.36	23.21	34.77
			133372	50RB#0	21.87	22.72	34.77
			133372	50RB#25	21.88	22.73	34.77
			133372	50RB#50	21.72	22.57	34.77
			133372	100RB#0	22.02	22.87	34.77

Test Results of WCDMA:

Band	Channel Number	Channel Frequency (MHz)	Measured Average Power (dBm)	Measured e.i.r.p (dBm)	Limit (dBm)
4	1312	1712.40	23.00	26.00	30.00
	1413	1732.60	22.93	25.93	30.00
	1513	1752.60	22.64	25.64	30.00

7.3 Field Strength of Spurious Radiation

Result ***Pass***

Specification	FCC Part §2.1053 & §27.53 (c) (f)
Test Method / Procedure	As per subclause 5.5 of ANSI C63.26-2015 As per subclause 7 in 971168 D01 Power Meas License Digital Systems v03r01
Measurement Bandwidth (RBW)	100 kHz for frequency range < 1GHz 1 MHz for Frequency range >1GHz
Detector Function	Peak
Measuring Distance	3 m
Requirement	The power of any emission outside the authorized frequency range must be attenuated below the transmitting power (P) by a factor of at least 43+10log(P) dB
Test setup	Refer TEST METHODOLOGY

Environmental conditions:

Temperature (Norm) = + 24 °C Voltage =12VDC Through AC/DC Adapter Relative humidity = 62 %

Note: All the losses are included during measurement and final values are mentioned in the test report. Refer TEST METHODOLOGY for more details

1. All the losses are included during measurement and final values are mentioned in the test report.
2. Spurious emission limit is derived using the following equation: 43 + 10*log(P) = 43 + 10*log(P) = -13

P is average power in W

Test results:

Test results for frequency range 9kHz – 30MHz

No emissions found in frequency range 9 kHz to 30 MHz, and measured levels are below 20dB from the limit line, hence not reported

Test results for frequency range 30MHz – 200MHz

Antenna Polarization	Measured Frequency (MHz)	Measured Emission (dBm)	Limit (dBm)	Margin (dB)
Vertical	35.10	-19.57	-13.00	-6.57
	48.66	-20.33	-13.00	-7.33
	77.49	-18.54	-13.00	-5.54
	150.03	-18.42	-13.00	-5.42
	192.84	-16.60	-13.00	-3.60
Horizontal	32.31	-31.94	-13.00	-18.94
	53.04	-34.17	-13.00	-21.17
	80.13	-32.57	-13.00	-19.57
	150.00	-20.94	-13.00	-7.94

Plots for frequency range 30MHz to 200MHz

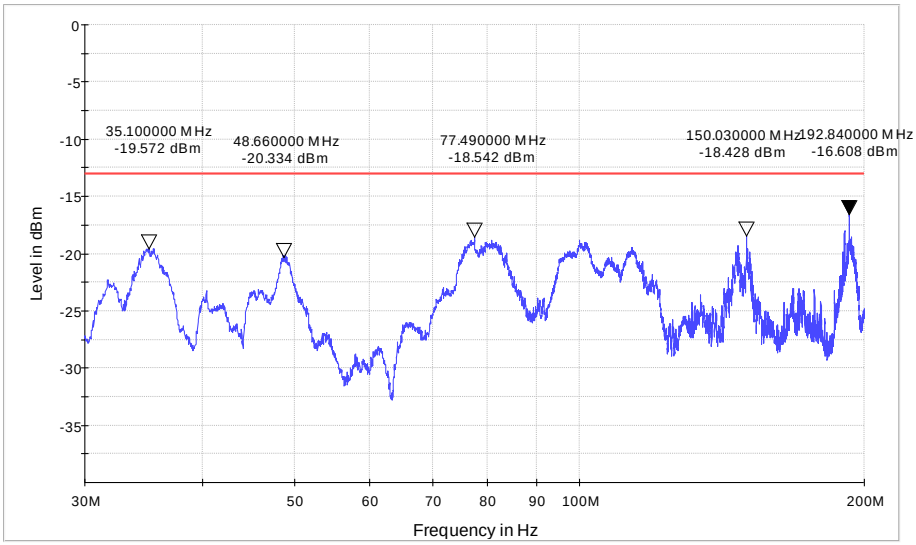

Frequency Range: 30MHz-200MHz **Polarization: Vertical**

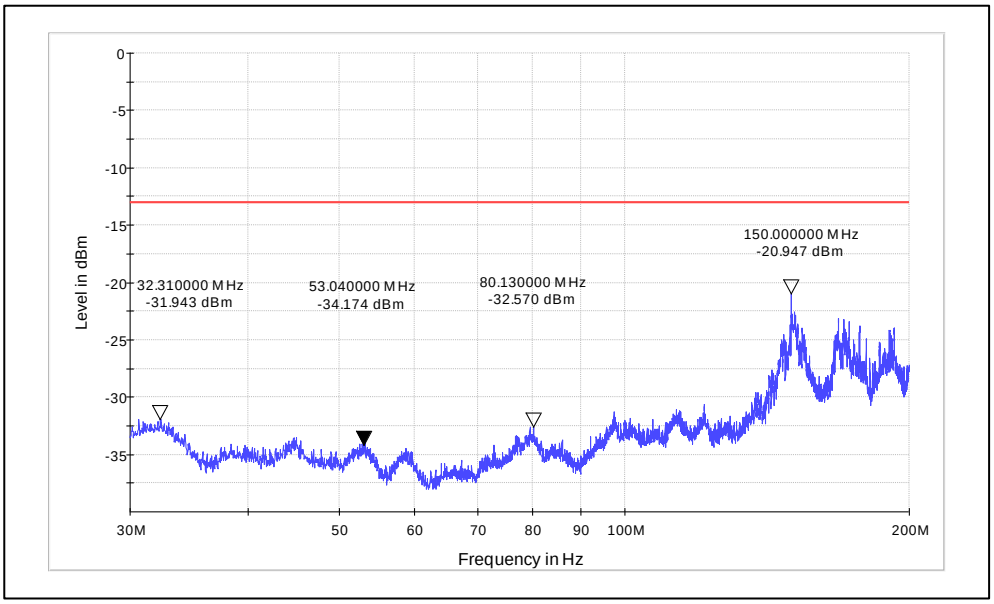

Frequency Range: 30MHz-200MHz **Polarization: Horizontal**

Test results for frequency range 200MHz – 1GHz

Antenna Polarization	Measured Frequency (MHz)	Measured Emission (dBm)	Limit (dBm)	Margin (dB)
Vertical	201.86	-14.94	-13.00	-1.94
	299.99	-18.97	-13.00	-5.97
	400.01	-18.57	-13.00	-5.57
	590.81	-25.84	-13.00	-12.84
	898.40	-27.65	-13.00	-14.65
Horizontal	201.89	-17.56	-13.00	-4.56
	312.02	-19.07	-13.00	-6.07
	424.97	-20.29	-13.00	-7.29
	647.36	-25.11	-13.00	-12.11
	884.48	-27.32	-13.00	-14.32

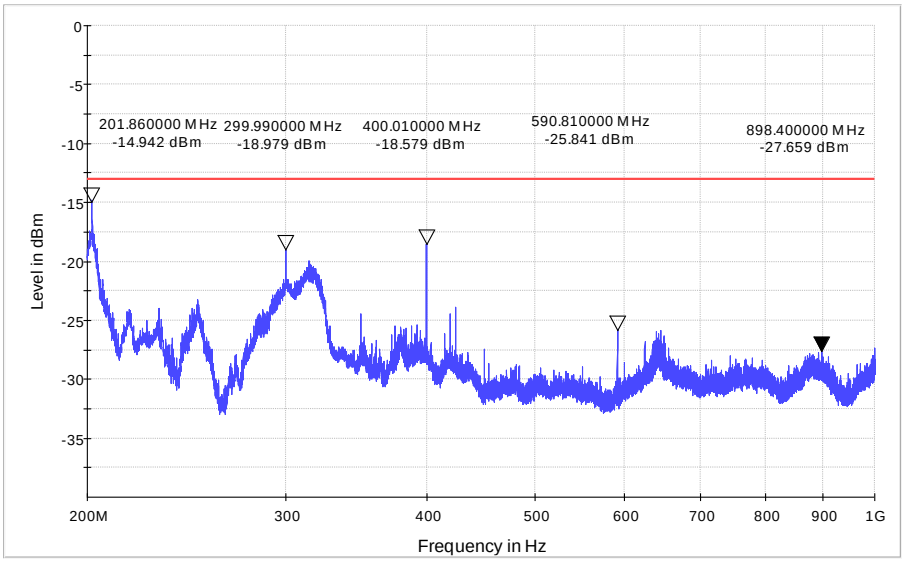

Frequency Range: 200MHz-1GHz **Polarization: Vertical**

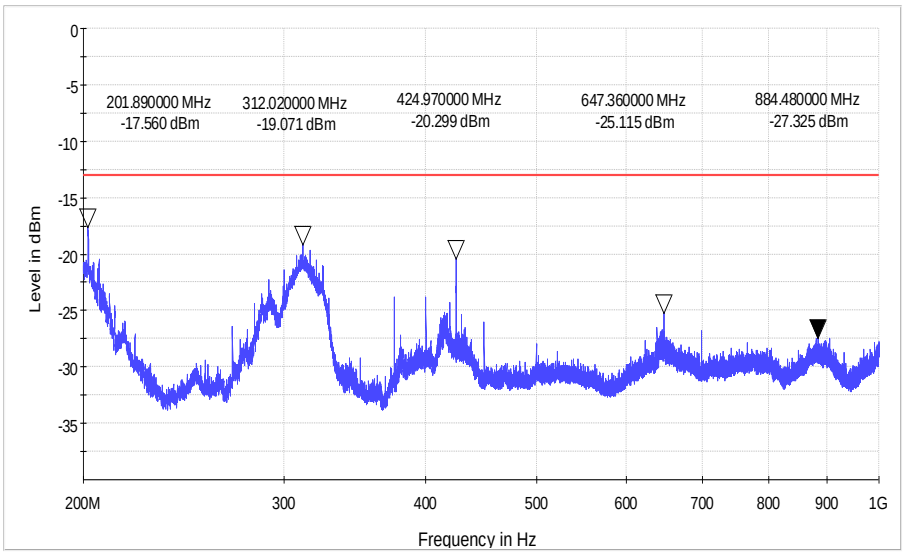

Frequency Range: 200MHz-1GHz **Polarization: Horizontal**

Above 1GHz Test results:

LTE Band4:

Band	Modulation	Cell BW	No. of RB	RB Pos	Channel Frequency (MHz)	Measured Frequency (MHz	Antenna Polarization	Emission Level (dBm)	Limit (dBm)	Margin (dB)
4	QPSK	1.4	3	0	1710.70	3421.40	Vertical	-56.11	-13	-43.11
						5132.10		-48.23	-13	-35.23
						6842.80		-53.51	-13	-40.51
						3421.40	Horizontal	-55.27	-13	-42.27
						5132.40		-49.54	-13	-36.54
						6842.80		-52.74	-13	-39.74
			3	1	1732.50	3465.00	Vertical	-56.02	-13	-43.02
						5197.50		-52.49	-13	-39.49
						6930.00		-54.11	-13	-41.11
						3465.00	Horizontal	-55.77	-13	-42.77
						5197.50		-50.57	-13	-37.57
						6930.00		-53.73	-13	-40.73
			3	3	1754.30	3508.60	Vertical	-54.90	-13	-41.90
						5262.90		-51.08	-13	-38.08
						7017.20		-52.15	-13	-39.15
						3508.60	Horizontal	-54.27	-13	-41.27
						5262.90		-50.53	-13	-37.53
						7017.20		-52.34	-13	-39.34
		3	15	0	1711.50	3423.00	Vertical	-56.65	-13	-43.65
						5134.50		-50.23	-13	-37.23
						6846.00		-53.96	-13	-40.96
						3423.00	Horizontal	-56.17	-13	-43.17
						5134.50		-50.32	-13	-37.32
						6846.00		-54.64	-13	-41.64
			8	0	1732.50	3465.00	Vertical	-56.52	-13	-43.52
						5197.50		-50.53	-13	-37.53
						6930.00		-51.11	-13	-38.11
						3465.00	Horizontal	-55.62	-13	-42.62
						5197.50		-51.57	-13	-38.57
						6930.00		-53.99	-13	-40.99
			15	0	1753.50	3507.00	Vertical	-55.14	-13	-42.14
						5260.50		-51.17	-13	-38.17
						7014.00		-53.42	-13	-40.42
						3507.00	Horizontal	-54.92	-13	-41.92
						5260.50		-51.86	-13	-38.86
						7014.00		-52.33	-13	-39.33

Band	Modulation	Cell BW	No. of RB	RB Pos	Channel Frequency (MHz)	Measured Frequency (MHz	Antenna Polarization	Emission Level (dBm)	Limit (dBm)	Margin (dB)
4	QPSK	5	12	13	1712.50	3425.00	Vertical	-56.85	-13	-43.85
						5137.50		-50.95	-13	-37.95
						6850.00		-53.49	-13	-40.49
						3425.00	Horizontal	-56.89	-13	-43.89
						5137.50		-51.10	-13	-38.10
						6850.00		-54.47	-13	-41.47
			12	13	1732.50	3465.00	Vertical	-56.52	-13	-43.52
						5197.50		-50.53	-13	-37.53
						6930.00		-51.11	-13	-38.11
						3465.00	Horizontal	-55.62	-13	-42.62
						5197.50		-51.57	-13	-38.57
						6930.00		-53.99	-13	-40.99
			12	13	1752.50	3505.00	Vertical	-54.25	-13	-41.25
						5257.50		-52.20	-13	-39.20
						7010.00		-52.78	-13	-39.78
						3505.00	Horizontal	-54.31	-13	-41.31
						5257.50		-52.28	-13	-39.28
						7010.00		-52.87	-13	-39.87
		10	25	25	1715.00	3430.00	Vertical	-57.26	-13	-44.26
						5145.00		-51.65	-13	-38.65
						6860.00		-52.96	-13	-39.96
						3430.00	Horizontal	-54.59	-13	-41.59
						5145.00		-52.08	-13	-39.08
						6860.00		-54.25	-13	-41.25
			25	0	1732.50	3465.00	Vertical	-56.35	-13	-43.35
						5197.50		-50.40	-13	-37.40
						6930.00		-53.50	-13	-40.50
						3465.00	Horizontal	-55.48	-13	-42.48
						5197.50		-51.73	-13	-38.73
						6930.00		-54.52	-13	-41.52
			1	24	1750.00	3500.00	Vertical	-54.88	-13	-41.88
						5250.00		-52.43	-13	-39.43
						7000.00		-52.93	-13	-39.93
						3500.00	Horizontal	-55.05	-13	-42.05
						5250.00		-52.68	-13	-39.68
						7000.00		-52.38	-13	-39.38

Band	Modulation	Cell BW	No. of RB	RB Pos	Channel Frequency (MHz)	Measured Frequency (MHz	Antenna Polarization	Emission Level (dBm)	Limit (dBm)	Margin (dB)
4	QPSK	15	36	39	1717.50	3435.00	Vertical	-56.36	-13	-43.36
						5152.50		-52.03	-13	-39.03
						6870.00		-54.50	-13	-41.50
						3435.00	Horizontal	-55.70	-13	-42.70
						5152.50		-51.81	-13	-38.81
						6870.00		-53.64	-13	-40.64
			75	0	1732.50	3465.00	Vertical	-55.76	-13	-42.76
						5197.50		-51.03	-13	-38.03
						6930.00		-53.41	-13	-40.41
						3465.00	Horizontal	-55.91	-13	-42.91
						5197.50		-51.46	-13	-38.46
						6930.00		-54.28	-13	-41.28
			1	38	1747.50	3495.00	Vertical	-56.90	-13	-43.90
						5242.50		-52.20	-13	-39.20
						6990.00		-51.99	-13	-38.99
						3495.00	Horizontal	-55.84	-13	-42.84
						5242.50		-51.59	-13	-38.59
						6990.00		-53.19	-13	-40.19
		20	50	50	1720.00	3440.00	Vertical	-55.29	-13	-42.29
						5160.00		-51.00	-13	-38.00
						6880.00		-53.15	-13	-40.15
						3440.00	Horizontal	-56.96	-13	-43.96
						5160.00		-51.58	-13	-38.58
						6880.00		-53.57	-13	-40.57
			50	0	1732.50	3465.00	Vertical	-56.27	-13	-43.27
						5197.50		-51.83	-13	-38.83
						6930.00		-54.00	-13	-41.00
						3465.00	Horizontal	-55.61	-13	-42.61
						5197.50		-50.85	-13	-37.85
						6930.00		-53.86	-13	-40.86
			50	0	1745.00	3490.00	Vertical	-55.54	-13	-42.54
						5235.00		-52.61	-13	-39.61
						6980.00		-53.14	-13	-40.14
						3490.00	Horizontal	-54.44	-13	-41.44
						5235.00		-51.93	-13	-38.93
						6980.00		-52.86	-13	-39.86

Band	Modulation	Cell BW	No. of RB	RB Pos	Channel Frequency (MHz)	Measured Frequency (MHz	Antenna Polarization	Emission Level (dBm)	Limit (dBm)	Margin (dB)
4	16QAM	1.4	6	0	1710.70	3421.40	Vertical	-55.96	-13	-42.96
						5132.10		-46.38	-13	-33.38
						6842.80		-53.30	-13	-40.30
						3421.40	Horizontal	-55.64	-13	-42.64
						5132.10		-49.28	-13	-36.28
						6842.80		-52.79	-13	-39.79
			3	3	1732.50	3465.00	Vertical	-55.35	-13	-42.35
						5197.50		-51.01	-13	-38.01
						6930.00		-52.90	-13	-39.90
						3465.00	Horizontal	-55.19	-13	-42.19
						5197.50		-50.69	-13	-37.69
						6930.00		-54.08	-13	-41.08
			3	0	1754.30	3508.60	Vertical	-55.09	-13	-42.09
						5262.90		-51.94	-13	-38.94
						7017.20		-52.95	-13	-39.95
						3508.60	Horizontal	-54.68	-13	-41.68
						5262.90		-51.74	-13	-38.74
						7017.20		-51.28	-13	-38.28
		3	1	8	1711.50	3423.00	Vertical	-56.55	-13	-43.55
						5134.50		-47.75	-13	-34.75
						6846.00		-53.62	-13	-40.62
						3423.00	Horizontal	-56.87	-13	-43.87
						5134.50		-48.32	-13	-35.32
						6846.00		-54.28	-13	-41.28
			1	8	1732.50	3465.00	Vertical	-53.99	-13	-40.99
						5197.50		-51.01	-13	-38.01
						6930.00		-52.62	-13	-39.62
						3465.00	Horizontal	-55.19	-13	-42.19
						5197.50		-53.69	-13	-40.69
						6930.00		-51.08	-13	-38.08
			15	0	1753.50	3507.00	Vertical	-53.60	-13	-40.60
						5260.50		-52.24	-13	-39.24
						7014.00		-52.83	-13	-39.83
						3507.00	Horizontal	-55.06	-13	-42.06
						5260.50		-51.04	-13	-38.04
						7014.00		-51.23	-13	-38.23

Band	Modulation	Cell BW	No. of RB	RB Pos	Channel Frequency (MHz)	Measured Frequency (MHz	Antenna Polarization	Emission Level (dBm)	Limit (dBm)	Margin (dB)
4	16QAM	5	1	12	1712.50	3425.00	Vertical	-56.36	-13	-43.36
						5137.50		-49.38	-13	-36.38
						6850.00		-54.57	-13	-41.57
						3425.00	Horizontal	-55.41	-13	-42.41
						5137.50		-49.77	-13	-36.77
						6850.00		-53.92	-13	-40.92
			1	12	1732.50	3465.00	Vertical	-55.22	-13	-42.22
						5197.50		-50.58	-13	-37.58
						6930.00		-53.60	-13	-40.60
						3465.00	Horizontal	-55.40	-13	-42.40
						5197.50		-51.16	-13	-38.16
						6930.00		-53.16	-13	-40.16
			1	12	1752.50	3505.00	Vertical	-55.51	-13	-42.51
						5257.50		-51.23	-13	-38.23
						7010.00		-54.02	-13	-41.02
						3505.00	Horizontal	-56.38	-13	-43.38
						5257.50		-51.29	-13	-38.29
						7010.00		-54.65	-13	-41.65
		10	1	0	1715.00	3430.00	Vertical	-56.21	-13	-43.21
						5145.00		-51.30	-13	-38.30
						6860.00		-53.63	-13	-40.63
						3430.00	Horizontal	-56.15	-13	-43.15
						5145.00		-50.54	-13	-37.54
						6860.00		-53.16	-13	-40.16
			1	24	1732.50	3465.00	Vertical	-56.78	-13	-43.78
						5197.50		-50.49	-13	-37.49
						6930.00		-54.30	-13	-41.30
						3465.00	Horizontal	-56.10	-13	-43.10
						5197.50		-51.63	-13	-38.63
						6930.00		-54.12	-13	-41.12
			1	49	1750.00	3500.00	Vertical	-55.22	-13	-42.22
						5250.00		-51.79	-13	-38.79
						7000.00		-53.36	-13	-40.36
						3500.00	Horizontal	-54.60	-13	-41.60
						5250.00		-52.59	-13	-39.59
						7000.00		-53.33	-13	-40.33

Band	Modulation	Cell BW	No. of RB	RB Pos	Channel Frequency (MHz)	Measured Frequency (MHz	Antenna Polarization	Emission Level (dBm)	Limit (dBm)	Margin (dB)
4	16QAM	15	1	38	1717.50	3435.00	Vertical	-56.22	-13	-43.22
						5152.50		-52.48	-13	-39.48
						6870.00		-54.53	-13	-41.53
						3435.00	Horizontal	-56.27	-13	-43.27
						5152.50		-52.81	-13	-39.81
						6870.00		-54.21	-13	-41.21
			1	38	1732.50	3465.00	Vertical	-55.72	-13	-42.72
						5197.50		-51.85	-13	-38.85
						6930.00		-54.09	-13	-41.09
						3465.00	Horizontal	-55.96	-13	-42.96
						5197.50		-51.58	-13	-38.58
						6930.00		-54.30	-13	-41.30
			1	38	1747.50	3495.00	Vertical	-54.80	-13	-41.80
						5242.50		-51.91	-13	-38.91
						6990.00		-53.00	-13	-40.00
						3495.00	Horizontal	-55.40	-13	-42.40
						5242.50		-52.36	-13	-39.36
						6990.00		-53.21	-13	-40.21
		20	1	49	1720.00	3440.00	Vertical	-56.89	-13	-43.89
						5160.00		-50.72	-13	-37.72
						6880.00		-53.81	-13	-40.81
						3440.00	Horizontal	-56.08	-13	-43.08
						5160.00		-51.54	-13	-38.54
						6880.00		-54.10	-13	-41.10
			1	0	1732.50	3465.00	Vertical	-56.54	-13	-43.54
						5197.50		-51.67	-13	-38.67
						6930.00		-54.26	-13	-41.26
						3465.00	Horizontal	-55.68	-13	-42.68
						5197.50		-51.24	-13	-38.24
						6930.00		-53.07	-13	-40.07
			1	99	1745.00	3490.00	Vertical	-56.81	-13	-43.81
						5235.00		-51.73	-13	-38.73
						6980.00		-53.57	-13	-40.57
						3490.00	Horizontal	-56.37	-13	-43.37
						5235.00		-51.51	-13	-38.51
						6980.00		-54.39	-13	-41.39

LTE Band 7:

Band	Modulation	Cell BW	No. of RB	RB Pos	Channel Frequency (MHz)	Measured Frequency (MHz)	Antenna Polarization	Emission Level (dBm)	Limit (dBm)	Margin (dB)
7	QPSK	5	12	0	2502.50	5005.00	Vertical	-46.17	-13	-33.17
						7507.50		-51.57	-13	-38.57
						10010.00		-46.55	-13	-33.55
						5005.00	Horizontal	-50.83	-13	-37.83
						7507.50		-51.09	-13	-38.09
						10010.00		-45.92	-13	-32.92
			25	0	2535.00	5070.00	Vertical	-42.19	-13	-29.19
						7605.00		-51.77	-13	-38.77
						10140.00		-44.88	-13	-31.88
						5070.00	Horizontal	-49.05	-13	-36.05
						7605.00		-51.21	-13	-38.21
						10140.00		-45.97	-13	-32.97
			12	6	2567.50	5135.00	Vertical	-42.88	-13	-29.88
						7702.50		-51.98	-13	-38.98
						10270.00		-45.22	-13	-32.22
						5135.00	Horizontal	-45.25	-13	-32.25
						7702.50		-52.42	-13	-39.42
						10270.00		-45.72	-13	-32.72
		10	25	12	2505.00	5010.00	Vertical	-46.63	-13	-33.63
						7515.00		-51.39	-13	-38.39
						10020.00		-46.47	-13	-33.47
						5010.00	Horizontal	-47.49	-13	-34.49
						7515.00		-51.08	-13	-38.08
						10020.00		-45.95	-13	-32.95
			25	25	2535.00	5070.00	Vertical	-44.17	-13	-31.17
						7605.00		-51.84	-13	-38.84
						10140.00		-45.94	-13	-32.94
						5070.00	Horizontal	-45.12	-13	-32.12
						7605.00		-56.29	-13	-43.29
						10140.00		-47.92	-13	-34.92
			1	24	2565.00	5130.00	Vertical	-35.75	-13	-22.75
						7695.00		-51.50	-13	-38.50
						10260.00		-45.61	-13	-32.61
						5130.00	Horizontal	-38.37	-13	-25.37
						7695.00		-52.16	-13	-39.16
						10260.00		-46.36	-13	-33.36

Band	Modulation	Cell BW	No. of RB	RB Pos	Channel Frequency (MHz)	Measured Frequency (MHz)	Antenna Polarization	Emission Level (dBm)	Limit (dBm)	Margin (dB)
7	QPSK	15	1	38	2507.50	5015.00	Vertical	-36.73	-13	-23.73
						7522.50		-51.71	-13	-38.71
						10030.00		-46.15	-13	-33.15
						5015.00	Horizontal	-39.16	-13	-26.16
						7522.50		-51.39	-13	-38.39
						10030.00		-46.48	-13	-33.48
			1	38	2535.00	5070.00	Vertical	-34.21	-13	-21.21
						7605.00		-51.47	-13	-38.47
						10140.00		-45.44	-13	-32.44
						5070.00	Horizontal	-38.55	-13	-25.55
						7605.00		-51.90	-13	-38.90
						10140.00		-46.26	-13	-33.26
			1	38	2562.50	5125.00	Vertical	-35.25	-13	-22.25
						7687.50		-51.59	-13	-38.59
						10250.00		-45.63	-13	-32.63
						5125.00	Horizontal	-34.65	-13	-21.65
						7687.50		-51.86	-13	-38.86
						10250.00		-45.67	-13	-32.67
		20	1	49	2510.00	5020.00	Vertical	-36.63	-13	-23.63
						7530.00		-49.52	-13	-36.52
						10040.00		-46.67	-13	-33.67
						5020.00	Horizontal	-40.38	-13	-27.38
						7530.00		-50.73	-13	-37.73
						10040.00		-46.70	-13	-33.70
			1	99	2535.00	5070.00	Vertical	-33.28	-13	-20.28
						7605.00		-52.05	-13	-39.05
						10140.00		-46.44	-13	-33.44
						5070.00	Horizontal	-39.74	-13	-26.74
						7605.00		-51.31	-13	-38.31
						10140.00		-45.70	-13	-32.70
			1	0	2560.00	5120.00	Vertical	-31.06	-13	-18.06
						7680.00		-51.54	-13	-38.54
						10240.00		-46.18	-13	-33.18
						5120.00	Horizontal	-38.54	-13	-25.54
						7680.00		-52.34	-13	-39.34
						10240.00		-46.06	-13	-33.06

Band	Modulation	Cell BW	No. of RB	RB Pos	Channel Frequency (MHz)	Measured Frequency (MHz)	Antenna Polarization	Emission Level (dBm)	Limit (dBm)	Margin (dB)
7	16QAM	5	1	12	2502.50	5005.00	Vertical	-39.49	-13	-26.49
						7507.50		-51.30	-13	-38.30
						10010.00		-46.46	-13	-33.46
						5005.00	Horizontal	-46.72	-13	-33.72
						7507.50		-51.89	-13	-38.89
						10010.00		-45.82	-13	-32.82
			1	12	2535.00	5070.00	Vertical	-36.38	-13	-23.38
						7605.00		-51.14	-13	-38.14
						10140.00		-46.04	-13	-33.04
						5070.00	Horizontal	-43.49	-13	-30.49
						7605.00		-51.98	-13	-38.98
						10140.00		-46.31	-13	-33.31
			1	12	2567.50	5135.00	Vertical	-36.36	-13	-23.36
						7702.50		-52.95	-13	-39.95
						10270.00		-45.39	-13	-32.39
						5135.00	Horizontal	-38.81	-13	-25.81
						7702.50		-51.33	-13	-38.33
						10270.00		-45.24	-13	-32.24
		10	1	24	2505.00	5010.00	Vertical	-40.27	-13	-27.27
						7515.00		-52.04	-13	-39.04
						10020.00		-46.83	-13	-33.83
						5010.00	Horizontal	-40.44	-13	-27.44
						7515.00		-51.51	-13	-38.51
						10020.00		-46.57	-13	-33.57
			1	0	2535.00	5070.00	Vertical	-35.20	-13	-22.20
						7605.00		-52.08	-13	-39.08
						10140.00		-46.05	-13	-33.05
						5070.00	Horizontal	-38.35	-13	-25.35
						7605.00		-51.70	-13	-38.70
						10140.00		-46.28	-13	-33.28
			1	24	2565.00	5130.00	Vertical	-35.33	-13	-22.33
						7695.00		-52.02	-13	-39.02
						10260.00		-45.58	-13	-32.58
						5130.00	Horizontal	-38.97	-13	-25.97
						7695.00		-51.78	-13	-38.78
						10260.00		-45.80	-13	-32.80

Band	Modulation	Cell BW	No. of RB	RB Pos	Channel Frequency (MHz)	Measured Frequency (MHz)	Antenna Polarization	Emission Level (dBm)	Limit (dBm)	Margin (dB)
7	16QAM	15	1	38	2507.50	5015.00	Vertical	-37.42	-13	-24.42
						7522.50		-51.42	-13	-38.42
						10030.00		-45.97	-13	-32.97
						5015.00	Horizontal	-36.89	-13	-23.89
						7522.50		-51.38	-13	-38.38
						10030.00		-45.69	-13	-32.69
			1	38	2535.00	5070.00	Vertical	-35.78	-13	-22.78
						7605.00		-51.84	-13	-38.84
						10140.00		-45.73	-13	-32.73
						5070.00	Horizontal	-37.14	-13	-24.14
						7605.00		-51.84	-13	-38.84
						10140.00		-46.27	-13	-33.27
			1	0	2562.50	5125.00	Vertical	-30.90	-13	-17.90
						7687.50		-51.18	-13	-38.18
						10250.00		-45.70	-13	-32.70
						5125.00	Horizontal	-35.63	-13	-22.63
						7687.50		-52.55	-13	-39.55
						10250.00		-45.02	-13	-32.02
		20	1	49	2510.00	5020.00	Vertical	-39.76	-13	-26.76
						7530.00		-50.22	-13	-37.22
						10040.00		-46.79	-13	-33.79
						5020.00	Horizontal	-37.72	-13	-24.72
						7530.00		-51.34	-13	-38.34
						10040.00		-46.18	-13	-33.18
			1	49	2535.00	5070.00	Vertical	-33.76	-13	-20.76
						7605.00		-51.64	-13	-38.64
						10140.00		-45.75	-13	-32.75
						5070.00	Horizontal	-38.73	-13	-25.73
						7605.00		-50.98	-13	-37.98
						10140.00		-44.91	-13	-31.91
			1	0	2560.00	5120.00	Vertical	-33.80	-13	-20.80
						7680.00		-51.85	-13	-38.85
						10240.00		-46.17	-13	-33.17
						5120.00	Horizontal	-33.87	-13	-20.87
						7680.00		-51.70	-13	-38.70
						10240.00		-46.12	-13	-33.12

LTE Band 12:

Band	Modulation	Cell BW	No. of RB	RB Pos	Channel Frequency (MHz)	Measured Frequency (MHz)	Antenna Polarization	Emission Level (dBm)	Limit (dBm)	Margin (dB)
12	QPSK	1.4	1	5	699.70	1399.40	Vertical	-58.92	-13	-45.92
						2099.10		-56.50	-13	-43.50
						2798.80		-54.91	-13	-41.91
						1399.40	Horizontal	-59.11	-13	-46.11
						2099.10		-56.53	-13	-43.53
						2798.80		-55.57	-13	-42.57
			3	1	707.50	1415.00	Vertical	-58.40	-13	-45.40
						2122.50		-54.58	-13	-41.58
						2830.00		-52.56	-13	-39.56
						1415.00	Horizontal	-58.25	-13	-45.25
						2122.50		-54.50	-13	-41.50
						2830.00		-52.60	-13	-39.60
			3	3	715.20	1430.40	Vertical	-58.49	-13	-45.49
						2145.60		-54.60	-13	-41.60
						2860.80		-54.47	-13	-41.47
						1430.40	Horizontal	-58.10	-13	-45.10
						2145.60		-55.34	-13	-42.34
						2860.80		-54.81	-13	-41.81
		3	1	8	700.50	1401.00	Vertical	-55.99	-13	-42.99
						2101.50		-54.49	-13	-41.49
						2802.00		-52.64	-13	-39.64
						1401.00	Horizontal	-53.18	-13	-40.18
						2101.50		-53.86	-13	-40.86
						2802.00		-45.60	-13	-32.60
			1	8	707.50	1415.00	Vertical	-57.41	-13	-44.41
						2122.50		-51.43	-13	-38.43
						2830.00		-48.32	-13	-35.32
						1415.00	Horizontal	-57.48	-13	-44.48
						2122.50		-55.35	-13	-42.35
						2830.00		-53.34	-13	-40.34
			8	4	714.50	1429.00	Vertical	-55.05	-13	-42.05
						2143.50		-54.42	-13	-41.42
						2858.00		-49.62	-13	-36.62
						1429.00	Horizontal	-54.24	-13	-41.24
						2143.50		-54.58	-13	-41.58
						2858.00		-53.72	-13	-40.72

Band	Modulation	Cell BW	No. of RB	RB Pos	Channel Frequency (MHz)	Measured Frequency (MHz	Antenna Polarization	Emission Level (dBm)	Limit (dBm)	Margin (dB)
12	QPSK	5	12	6	701.50	1403.00	Vertical	-58.73	-13	-45.73
						2104.50		-56.08	-13	-43.08
						2806.00		-54.80	-13	-41.80
						1403.00	Horizontal	-56.92	-13	-43.92
						2104.50		-56.18	-13	-43.18
						2806.00		-49.38	-13	-36.38
			12	6	707.50	1415.00	Vertical	-58.71	-13	-45.71
						2122.50		-55.60	-13	-42.60
						2830.00		-51.61	-13	-38.61
						1415.00	Horizontal	-58.35	-13	-45.35
						2122.50		-55.51	-13	-42.51
						2830.00		-51.41	-13	-38.41
			1	12	713.50	1427.00	Vertical	-53.16	-13	-40.16
						2140.50		-52.02	-13	-39.02
						2854.00		-47.70	-13	-34.70
						1427.00	Horizontal	-50.78	-13	-37.78
						2140.50		-50.98	-13	-37.98
						2854.00		-46.82	-13	-33.82
		10	50	0	704.00	1408.00	Vertical	-58.50	-13	-45.50
						2112.00		-54.94	-13	-41.94
						2816.00		-53.62	-13	-40.62
						1408.00	Horizontal	-56.90	-13	-43.90
						2112.00		-56.16	-13	-43.16
						2816.00		-51.92	-13	-38.92
			25	25	707.50	1415.00	Vertical	-58.20	-13	-45.20
						2122.50		-55.35	-13	-42.35
						2830.00		-54.40	-13	-41.40
						1415.00	Horizontal	-58.84	-13	-45.84
						2122.50		-55.76	-13	-42.76
						2830.00		-54.47	-13	-41.47
			1	0	711.00	1422.00	Vertical	-58.20	-13	-45.20
						2133.00		-54.97	-13	-41.97
						2844.00		-54.51	-13	-41.51
						1422.00	Horizontal	-58.58	-13	-45.58
						2133.00		-55.24	-13	-42.24
						2844.00		-48.97	-13	-35.97

Band	Modulation	Cell BW	No. of RB	RB Pos	Channel Frequency (MHz)	Measured Frequency (MHz)	Antenna Polarization	Emission Level (dBm)	Limit (dBm)	Margin (dB)
12	16QAM	1.4	6	0	699.70	1399.40	Vertical	-59.62	-13	-46.62
						2099.10		-56.30	-13	-43.30
						2798.80		-54.35	-13	-41.35
						1399.40	Horizontal	-58.42	-13	-45.42
						2099.10		-57.09	-13	-44.09
						2798.80		-55.10	-13	-42.10
			6	0	707.50	1415.00	Vertical	-58.45	-13	-45.45
						2122.50		-55.48	-13	-42.48
						2830.00		-52.48	-13	-39.48
						1415.00	Horizontal	-57.48	-13	-44.48
						2122.50		-55.58	-13	-42.58
						2830.00		-52.44	-13	-39.44
			3	3	715.20	1430.40	Vertical	-58.33	-13	-45.33
						2145.60		-53.41	-13	-40.41
						2860.80		-54.63	-13	-41.63
						1430.40	Horizontal	-57.85	-13	-44.85
						2145.60		-54.28	-13	-41.28
						2860.80		-53.67	-13	-40.67
		3	1	8	700.50	1401.00	Vertical	-54.97	-13	-41.97
						2101.50		-56.46	-13	-43.46
						2802.00		-47.93	-13	-34.93
						1401.00	Horizontal	-53.06	-13	-40.06
						2101.50		-56.62	-13	-43.62
						2802.00		-45.55	-13	-32.55
			1	8	707.50	1415.00	Vertical	-58.15	-13	-45.15
						2122.50		-55.10	-13	-42.10
						2830.00		-51.48	-13	-38.48
						1415.00	Horizontal	-57.76	-13	-44.76
						2122.50		-55.03	-13	-42.03
						2830.00		-49.09	-13	-36.09
			1	0	714.50	1429.00	Vertical	-52.81	-13	-39.81
						2143.50		-54.92	-13	-41.92
						2858.00		-46.55	-13	-33.55
						1429.00	Horizontal	-50.69	-13	-37.69
						2143.50		-50.06	-13	-37.06
						2858.00		-46.29	-13	-33.29

Band	Modulation	Cell BW	No. of RB	RB Pos	Channel Frequency (MHz)	Measured Frequency (MHz)	Antenna Polarization	Emission Level (dBm)	Limit (dBm)	Margin (dB)
12	16QAM	5	25	0	701.50	1403.00	Vertical	-57.81	-13	-44.81
						2104.50		-56.33	-13	-43.33
						2806.00		-53.74	-13	-40.74
						1403.00	Horizontal	-56.50	-13	-43.50
						2104.50		-56.06	-13	-43.06
						2806.00		-51.83	-13	-38.83
			25	0	707.50	1415.00	Vertical	-58.84	-13	-45.84
						2122.50		-52.53	-13	-39.53
						2830.00		-54.71	-13	-41.71
						1415.00	Horizontal	-58.21	-13	-45.21
						2122.50		-55.70	-13	-42.70
						2830.00		-51.92	-13	-38.92
			25	0	713.50	1427.00	Vertical	-58.84	-13	-45.84
						2140.50		-52.53	-13	-39.53
						2854.00		-54.71	-13	-41.71
						1427.00	Horizontal	-55.92	-13	-42.92
						2140.50		-54.52	-13	-41.52
						2854.00		-53.13	-13	-40.13
		10	50	0	704.00	1408.00	Vertical	-58.35	-13	-45.35
						2112.00		-56.09	-13	-43.09
						2816.00		-53.83	-13	-40.83
						1408.00	Horizontal	-56.96	-13	-43.96
						2112.00		-55.85	-13	-42.85
						2816.00		-52.92	-13	-39.92
			25	0	707.50	1415.00	Vertical	-58.94	-13	-45.94
						2122.50		-54.76	-13	-41.76
						2830.00		-54.60	-13	-41.60
						1415.00	Horizontal	-58.48	-13	-45.48
						2122.50		-55.86	-13	-42.86
						2830.00		-54.49	-13	-41.49
			25	0	711.00	1422.00	Vertical	-58.15	-13	-45.15
						2133.00		-55.11	-13	-42.11
						2844.00		-54.94	-13	-41.94
						1422.00	Horizontal	-57.84	-13	-44.84
						2133.00		-54.64	-13	-41.64
						2844.00		-53.92	-13	-40.92

LTE Band13:

Band	Modulation	Cell BW	No. of RB	RB Pos	Channel Frequency (MHz)	Measured Frequency (MHz)	Antenna Polarization	Emission Level (dBm)	Limit (dBm)	Margin (dB)
13	QPSK	5	1	12	779.50	1559.00	Vertical	-55.85	-13	-42.85
						2338.50		-51.16	-13	-38.16
						3118.00		-54.23	-13	-41.23
						1559.00	Horizontal	-55.70	-13	-42.70
						2338.50		-49.99	-13	-36.99
						3118.00		-51.64	-13	-38.64
			12	0	782.00	1564.00	Vertical	-57.75	-13	-44.75
						2346.00		-55.97	-13	-42.97
						3128.00		-55.22	-13	-42.22
						1564.00	Horizontal	-56.87	-13	-43.87
						2346.00		-55.69	-13	-42.69
						3128.00		-55.18	-13	-42.18
			12	0	784.50	1569.00	Vertical	-60.37	-13	-47.37
						2353.50		-55.27	-13	-42.27
						3138.00		-55.43	-13	-42.43
						1569.00	Horizontal	-56.70	-13	-43.70
						2353.50		-57.80	-13	-44.80
						3138.00		-55.34	-13	-42.34
		10	1	24	782.00	1564.00	Vertical	-59.11	-13	-46.11
						2346.00		-55.43	-13	-42.43
						3128.00		-55.24	-13	-42.24
						1564.00	Horizontal	-59.85	-13	-46.85
						2346.00		-56.16	-13	-43.16
						3128.00		-55.14	-13	-42.14

Band	Modulation	Cell BW	No. of RB	RB Pos	Channel Frequency (MHz)	Measured Frequency (MHz)	Antenna Polarization	Emission Level (dBm)	Limit (dBm)	Margin (dB)
13	16QAM	5	1	24	779.50	1559.00	Vertical	-60.37	-13	-47.37
						2338.50		-56.03	-13	-43.03
						3118.00		-54.67	-13	-41.67
						1559.00	Horizontal	-60.50	-13	-47.50
						2338.50		-55.41	-13	-42.41
						3118.00		-55.62	-13	-42.62
			1	0	782.00	1564.00	Vertical	-59.69	-13	-46.69
						2346.00		-56.14	-13	-43.14
						3128.00		-55.32	-13	-42.32
						1564.00	Horizontal	-60.21	-13	-47.21
						2346.00		-55.57	-13	-42.57
						3128.00		-55.01	-13	-42.01
			1	24	784.50	1569.00	Vertical	-60.24	-13	-47.24
						2353.50		-56.44	-13	-43.44
						3138.00		-55.06	-13	-42.06
						1569.00	Horizontal	-60.57	-13	-47.57
						2353.50		-55.98	-13	-42.98
						3138.00		-55.45	-13	-42.45
		10	1	49	782.00	1564.00	Vertical	-59.68	-13	-46.68
						2346.00		-56.20	-13	-43.20
						3128.00		-55.12	-13	-42.12
						1564.00	Horizontal	-60.22	-13	-47.22
						2346.00		-55.61	-13	-42.61
						3128.00		-54.89	-13	-41.89

LTE Band38:

Band	Modulation	Cell BW	No. of RB	RB Pos	Channel Frequency (MHz)	Measured Frequency (MHz)	Antenna Polarization	Emission Level (dBm)	Limit (dBm)	Margin (dB)
38	QPSK	5	12	0	2572.50	5145.00	Vertical	-28.72	-13	-15.72
						7717.50		-49.30	-13	-36.30
						10290.00		-46.14	-13	-33.14
						5145.00	Horizontal	-43.55	-13	-30.55
						7717.50		-51.64	-13	-38.64
						10290.00		-45.58	-13	-32.58
			25	0	2595.00	5190.00	Vertical	-45.94	-13	-32.94
						7785.00		-52.17	-13	-39.17
						10380.00		-46.41	-13	-33.41
						5190.00	Horizontal	-44.60	-13	-31.60
						7785.00		-52.87	-13	-39.87
						10380.00		-47.11	-13	-34.11
			12	6	2619.90	5239.80	Vertical	-43.19	-13	-30.19
						7859.70		-51.65	-13	-38.65
						10479.60		-46.29	-13	-33.29
						5239.80	Horizontal	-41.49	-13	-28.49
						7859.70		-52.63	-13	-39.63
						10479.60		-45.39	-13	-32.39
		10	25	12	2575.00	5150.00	Vertical	-42.87	-13	-29.87
						7725.00		-52.68	-13	-39.68
						10300.00		-46.24	-13	-33.24
						5150.00	Horizontal	-45.08	-13	-32.08
						7725.00		-52.43	-13	-39.43
						10300.00		-45.86	-13	-32.86
			25	25	2595.00	5190.00	Vertical	-45.94	-13	-32.94
						7785.00		-52.17	-13	-39.17
						10380.00		-46.41	-13	-33.41
						5190.00	Horizontal	-44.60	-13	-31.60
						7785.00		-52.87	-13	-39.87
						10380.00		-47.11	-13	-34.11
			1	24	2615.00	5230.00	Vertical	-31.39	-13	-18.39
						7845.00		-49.68	-13	-36.68
						10460.00		-46.12	-13	-33.12
						5230.00	Horizontal	-35.88	-13	-22.88
						7845.00		-50.42	-13	-37.42
						10460.00		-46.32	-13	-33.32

Band	Modulation	Cell BW	No. of RB	RB Pos	Channel Frequency (MHz)	Measured Frequency (MHz)	Antenna Polarization	Emission Level (dBm)	Limit (dBm)	Margin (dB)
38	QPSK	15	1	38	2577.50	5155.00	Vertical	-34.11	-13	-21.11
						7732.50		-52.50	-13	-39.50
						10310.00		-46.06	-13	-33.06
						5155.00	Horizontal	-37.02	-13	-24.02
						7732.50		-52.64	-13	-39.64
						10310.00		-46.07	-13	-33.07
			1	38	2595.00	5190.00	Vertical	-35.10	-13	-22.10
						7785.00		-51.49	-13	-38.49
						10380.00		-46.10	-13	-33.10
						5190.00	Horizontal	-35.01	-13	-22.01
						7785.00		-51.19	-13	-38.19
						10380.00		-46.49	-13	-33.49
			1	38	2612.50	5225.00	Vertical	-30.79	-13	-17.79
						7837.50		-48.20	-13	-35.20
						10450.00		-45.80	-13	-32.80
						5225.00	Horizontal	-36.43	-13	-23.43
						7837.50		-51.67	-13	-38.67
						10450.00		-45.75	-13	-32.75
		20	1	49	2580.00	5160.00	Vertical	-33.61	-13	-20.61
						7740.00		-52.60	-13	-39.60
						10320.00		-46.31	-13	-33.31
						5160.00	Horizontal	-35.93	-13	-22.93
						7740.00		-52.80	-13	-39.80
						10320.00		-46.17	-13	-33.17
			1	99	2595.00	5190.00	Vertical	-43.68	-13	-30.68
						7785.00		-51.92	-13	-38.92
						10380.00		-46.32	-13	-33.32
						5190.00	Horizontal	-42.62	-13	-29.62
						7785.00		-52.98	-13	-39.98
						10380.00		-45.65	-13	-32.65
			1	0	2610.00	5220.00	Vertical	-35.20	-13	-22.20
						7830.00		-52.55	-13	-39.55
						10440.00		-46.97	-13	-33.97
						5220.00	Horizontal	-37.88	-13	-24.88
						7830.00		-52.32	-13	-39.32
						10440.00		-46.28	-13	-33.28

Band	Modulation	Cell BW	No. of RB	RB Pos	Channel Frequency (MHz)	Measured Frequency (MHz)	Antenna Polarization	Emission Level (dBm)	Limit (dBm)	Margin (dB)
38	16QAM	5	1	12	2572.50	5145.00	Vertical	-37.68	-13	-24.68
						7717.50		-53.11	-13	-40.11
						10290.00		-46.39	-13	-33.39
						5145.00	Horizontal	-36.07	-13	-23.07
						7717.50		-52.69	-13	-39.69
						10290.00		-45.91	-13	-32.91
			1	12	2595.00	5190.00	Vertical	-35.10	-13	-22.10
						7785.00		-51.49	-13	-38.49
						10380.00		-46.10	-13	-33.10
						5190.00	Horizontal	-35.01	-13	-22.01
						7785.00		-51.19	-13	-38.19
						10380.00		-46.49	-13	-33.49
			1	12	2619.90	5239.80	Vertical	-38.91	-13	-25.91
						7859.70		-51.00	-13	-38.00
						10479.60		-45.79	-13	-32.79
						5239.80	Horizontal	-35.57	-13	-22.57
						7859.70		-51.26	-13	-38.26
						10479.60		-46.06	-13	-33.06
		10	1	24	2575.00	5150.00	Vertical	-33.52	-13	-20.52
						7725.00		-51.60	-13	-38.60
						10300.00		-46.79	-13	-33.79
						5150.00	Horizontal	-36.17	-13	-23.17
						7725.00		-52.66	-13	-39.66
						10300.00		-46.08	-13	-33.08
			1	0	2595.00	5190.00	Vertical	-24.83	-13	-11.83
						7785.00		-45.03	-13	-32.03
						10380.00		-45.95	-13	-32.95
						5190.00	Horizontal	-35.11	-13	-22.11
						7785.00		-51.49	-13	-38.49
						10380.00		-45.98	-13	-32.98
			1	24	2615.00	5230.00	Vertical	-31.35	-13	-18.35
						7845.00		-48.90	-13	-35.90
						10460.00		-45.78	-13	-32.78
						5230.00	Horizontal	-36.46	-13	-23.46
						7845.00		-51.80	-13	-38.80
						10460.00		-45.73	-13	-32.73

Band	Modulation	Cell BW	No. of RB	RB Pos	Channel Frequency (MHz)	Measured Frequency (MHz)	Antenna Polarization	Emission Level (dBm)	Limit (dBm)	Margin (dB)
38	16QAM	15	1	38	2577.50	5155.00	Vertical	-34.46	-13	-21.46
						7732.50		-53.04	-13	-40.04
						10310.00		-45.93	-13	-32.93
						5155.00	Horizontal	-37.10	-13	-24.10
						7732.50		-52.32	-13	-39.32
						10310.00		-45.16	-13	-32.16
			1	38	2595.00	5190.00	Vertical	-37.83	-13	-24.83
						7785.00		-52.89	-13	-39.89
						10380.00		-45.73	-13	-32.73
						5190.00	Horizontal	-36.60	-13	-23.60
						7785.00		-51.51	-13	-38.51
						10380.00		-45.93	-13	-32.93
			1	0	2612.50	5225.00	Vertical	-32.64	-13	-19.64
						7837.50		-52.10	-13	-39.10
						10450.00		-45.73	-13	-32.73
						5225.00	Horizontal	-36.61	-13	-23.61
						7837.50		-52.79	-13	-39.79
						10450.00		-46.22	-13	-33.22
		20	1	49	2580.00	5160.00	Vertical	-34.08	-13	-21.08
						7740.00		-52.44	-13	-39.44
						10320.00		-46.47	-13	-33.47
						5160.00	Horizontal	-36.65	-13	-23.65
						7740.00		-52.46	-13	-39.46
						10320.00		-46.77	-13	-33.77
			1	49	2595.00	5190.00	Vertical	-43.12	-13	-30.12
						7785.00		-52.37	-13	-39.37
						10380.00		-46.10	-13	-33.10
						5190.00	Horizontal	-43.53	-13	-30.53
						7785.00		-52.12	-13	-39.12
						10380.00		-45.64	-13	-32.64
			1	0	2610.00	5220.00	Vertical	-34.52	-13	-21.52
						7830.00		-52.30	-13	-39.30
						10440.00		-45.99	-13	-32.99
						5220.00	Horizontal	-37.30	-13	-24.30
						7830.00		-52.35	-13	-39.35
						10440.00		-46.52	-13	-33.52

LTE Band41:

Band	Modulation	Cell BW	No. of RB	RB Pos	Channel Frequency (MHz)	Measured Frequency (MHz)	Antenna Polarization	Emission Level (dBm)	Limit	Margin
41	QPSK	5	1	12	2498.50	4997.00	Vertical	-43.85	-13	-30.85
						7495.50		-50.76	-13	-37.76
						9994.00		-46.87	-13	-33.87
						4997.00	Horizontal	-39.71	-13	-26.71
						7495.50		-51.91	-13	-38.91
						9994.00		-46.98	-13	-33.98
			1	12	2593.00	5186.00	Vertical	-28.23	-13	-15.23
						7779.00		-48.64	-13	-35.64
						10372.00		-45.19	-13	-32.19
						5186.00	Horizontal	-28.08	-13	-15.08
						7779.00		-43.04	-13	-30.04
						10372.00		-45.14	-13	-32.14
			1	12	2687.50	5375.00	Vertical	-31.86	-13	-18.86
						8062.50		-44.40	-13	-31.40
						10750.00		-44.03	-13	-31.03
						5375.00	Horizontal	-33.58	-13	-20.58
						8062.50		-46.23	-13	-33.23
						10750.00		-43.94	-13	-30.94
		10	1	49	2501.00	5002.00	Vertical	-43.94	-13	-30.94
						7503.00		-51.32	-13	-38.32
						10004.00		-45.45	-13	-32.45
						5002.00	Horizontal	-38.79	-13	-25.79
						7503.00		-50.58	-13	-37.58
						10004.00		-46.70	-13	-33.70
			1	49	2593.00	5186.00	Vertical	-32.78	-13	-19.78
						7779.00		-52.09	-13	-39.09
						10372.00		-45.99	-13	-32.99
						5186.00	Horizontal	-38.48	-13	-25.48
						7779.00		-51.98	-13	-38.98
						10372.00		-45.64	-13	-32.64
			1	24	2685.00	5370.00	Vertical	-32.57	-13	-19.57
						8055.00		-47.59	-13	-34.59
						10740.00		-44.15	-13	-31.15
						5370.00	Horizontal	-33.86	-13	-20.86
						8055.00		-47.90	-13	-34.90
						10740.00		-44.65	-13	-31.65

Band	Modulation	Cell BW	No. of RB	RB Pos	Channel Frequency (MHz)	Measured Frequency (MHz)	Antenna Polarization	Emission Level (dBm)	Limit	Margin
41	QPSK	15	1	74	2503.50	5007.00	Vertical	-45.34	-13	-32.34
						7510.50		-50.66	-13	-37.66
						10014.00		-46.81	-13	-33.81
						5007.00	Horizontal	-38.51	-13	-25.51
						7510.50		-51.37	-13	-38.37
						10014.00		-45.39	-13	-32.39
			36	39	2593.00	5186.00	Vertical	-43.39	-13	-30.39
						7779.00		-52.03	-13	-39.03
						10372.00		-44.98	-13	-31.98
						5186.00	Horizontal	-47.07	-13	-34.07
						7779.00		-52.33	-13	-39.33
						10372.00		-45.60	-13	-32.60
			36	39	2682.50	5365.00	Vertical	-40.13	-13	-27.13
						8047.50		-47.91	-13	-34.91
						10730.00		-43.88	-13	-30.88
						5365.00	Horizontal	-43.00	-13	-30.00
						8047.50		-47.77	-13	-34.77
						10730.00		-43.53	-13	-30.53
		20	1	49	2506.00	5012.00	Vertical	-44.32	-13	-31.32
						7518.00		-48.38	-13	-35.38
						10024.00		-46.49	-13	-33.49
						5012.00	Horizontal	-38.92	-13	-25.92
						7518.00		-51.08	-13	-38.08
						10024.00		-45.86	-13	-32.86
			1	49	2593.00	5186.00	Vertical	-32.20	-13	-19.20
						7779.00		-48.68	-13	-35.68
						10372.00		-45.39	-13	-32.39
						5186.00	Horizontal	-37.18	-13	-24.18
						7779.00		-51.56	-13	-38.56
						10372.00		-45.89	-13	-32.89
			1	0	2680.00	5360.00	Vertical	-28.23	-13	-15.23
						8040.00		-43.93	-13	-30.93
						10720.00		-44.79	-13	-31.79
						5360.00	Horizontal	-35.22	-13	-22.22
						8040.00		-48.14	-13	-35.14
						10720.00		-45.07	-13	-32.07

Band	Modulation	Cell BW	No. of RB	RB Pos	Channel Frequency (MHz)	Measured Frequency (MHz	Antenna Polarization	Emission Level (dBm)	Limit (dBm)	Margin (dB)
41	16 QAM	5	1	12	2498.50	4997.00	Vertical	-44.86	-13	-31.86
						7495.50		-51.00	-13	-38.00
						9994.00		-45.60	-13	-32.60
						4997.00	Horizontal	-40.79	-13	-27.79
						7495.50		-50.53	-13	-37.53
						9994.00		-46.22	-13	-33.22
			1	24	2593.00	5186.00	Vertical	-32.60	-13	-19.60
						7779.00		-48.33	-13	-35.33
						10372.00		-46.27	-13	-33.27
						5186.00	Horizontal	-38.01	-13	-25.01
						7779.00		-51.84	-13	-38.84
						10372.00		-45.20	-13	-32.20
			1	24	2687.50	5375.00	Vertical	-33.50	-13	-20.50
						8062.50		-48.42	-13	-35.42
						10750.00		-43.51	-13	-30.51
						5375.00	Horizontal	-33.74	-13	-20.74
						8062.50		-47.38	-13	-34.38
						10750.00		-43.99	-13	-30.99
		10	1	49	2501.00	5002.00	Vertical	-44.19	-13	-31.19
						7503.00		-51.04	-13	-38.04
						10004.00		-46.56	-13	-33.56
						5002.00	Horizontal	-38.92	-13	-25.92
						7503.00		-51.84	-13	-38.84
						10004.00		-45.71	-13	-32.71
			1	49	2593.00	5186.00	Vertical	-33.13	-13	-20.13
						7779.00		-52.31	-13	-39.31
						10372.00		-46.17	-13	-33.17
						5186.00	Horizontal	-38.82	-13	-25.82
						7779.00		-52.04	-13	-39.04
						10372.00		-45.78	-13	-32.78
			1	49	2685.00	5370.00	Vertical	-29.77	-13	-16.77
						8055.00		-43.77	-13	-30.77
						10740.00		-45.22	-13	-32.22
						5370.00	Horizontal	-32.30	-13	-19.30
						8055.00		-47.54	-13	-34.54
						10740.00		-44.51	-13	-31.51

Band	Modulation	Cell BW	No. of RB	RB Pos	Channel Frequency (MHz)	Measured Frequency (MHz	Antenna Polarization	Emission Level (dBm)	Limit (dBm)	Margin (dB)
41	16QAM	15	36	39	2503.50	5007.00	Vertical	-50.42	-13	-37.42
						7510.50		-51.97	-13	-38.97
						10014.00		-46.66	-13	-33.66
						5007.00	Horizontal	-46.55	-13	-33.55
						7510.50		-51.29	-13	-38.29
						10014.00		-46.91	-13	-33.91
			36	39	2593.00	5186.00	Vertical	-42.18	-13	-29.18
						7779.00		-52.14	-13	-39.14
						10372.00		-45.82	-13	-32.82
						5186.00	Horizontal	-42.44	-13	-29.44
						7779.00		-52.30	-13	-39.30
						10372.00		-46.11	-13	-33.11
			36	39	2682.50	5365.00	Vertical	-40.12	-13	-27.12
						8047.50		-47.73	-13	-34.73
						10730.00		-47.73	-13	-34.73
						5365.00	Horizontal	-43.86	-13	-30.86
						8047.50		-47.38	-13	-34.38
						10730.00		-43.91	-13	-30.91
		20	1	49	2506.00	5012.00	Vertical	-44.43	-13	-31.43
						7518.00		-48.14	-13	-35.14
						10024.00		-46.03	-13	-33.03
						5012.00	Horizontal	-38.60	-13	-25.60
						7518.00		-50.73	-13	-37.73
						10024.00		-46.59	-13	-33.59
			1	49	2593.00	5186.00	Vertical	-32.76	-13	-19.76
						7779.00		-49.56	-13	-36.56
						10372.00		-45.43	-13	-32.43
						5186.00	Horizontal	-37.78	-13	-24.78
						7779.00		-52.07	-13	-39.07
						10372.00		-45.73	-13	-32.73
			1	49	2680.00	5360.00	Vertical	-31.95	-13	-18.95
						8040.00		-45.72	-13	-32.72
						10720.00		-44.88	-13	-31.88
						5360.00	Horizontal	-35.87	-13	-22.87
						8040.00		-47.20	-13	-34.20
						10720.00		-48.20	-13	-35.20

LTE Band66:

Band	Modulation	Cell BW	No. of RB	RB Pos	Channel Frequency (MHz)	Measured Frequency (MHz)	Antenna Polarization	Emission Level (dBm)	Limit (dBm)	Margin (dB)
66	QPSK	1.4	3	0	1710.70	3421.40	Vertical	-55.58	-13	-42.58
						5132.10		-50.14	-13	-37.14
						6842.80		-53.81	-13	-40.81
						3421.40	Horizontal	-55.37	-13	-42.37
						5132.10		-49.16	-13	-36.16
						6842.80		-53.73	-13	-40.73
			3	3	1745.00	3490.00	Vertical	-54.60	-13	-41.60
						5235.00		-51.46	-13	-38.46
						6980.00		-53.04	-13	-40.04
						3490.00	Horizontal	-54.30	-13	-41.30
						5235.00		-51.06	-13	-38.06
						6980.00		-51.84	-13	-38.84
			3	3	1779.30	3558.60	Vertical	-53.48	-13	-40.48
						5337.90		-50.00	-13	-37.00
						7117.20		-51.83	-13	-38.83
						3558.60	Horizontal	-54.47	-13	-41.47
						5337.90		-51.92	-13	-38.92
						7117.20		-52.17	-13	-39.17
		3	1	8	1711.50	3423.00	Vertical	-52.46	-13	-39.46
						5134.50		-50.69	-13	-37.69
						6846.00		-50.95	-13	-37.95
						3423.00	Horizontal	-55.33	-13	-42.33
						5134.50		-47.69	-13	-34.69
						6846.00		-53.41	-13	-40.41
			15	0	1745.00	3490.00	Vertical	-55.23	-13	-42.23
						5235.00		-51.40	-13	-38.40
						6980.00		-52.30	-13	-39.30
						3490.00	Horizontal	-54.93	-13	-41.93
						5235.00		-51.19	-13	-38.19
						6980.00		-52.34	-13	-39.34
			8	7	1779.30	3558.60	Vertical	-53.69	-13	-40.69
						5337.90		-49.95	-13	-36.95
						7117.20		-51.38	-13	-38.38
						3558.60	Horizontal	-54.08	-13	-41.08
						5337.90		-49.83	-13	-36.83
						7117.20		-51.49	-13	-38.49

Band	Modulation	Cell BW	No. of RB	RB Pos	Channel Frequency (MHz)	Measured Frequency (MHz)	Antenna Polarization	Emission Level (dBm)	Limit (dBm)	Margin (dB)
66	QPSK	5	1	12	1712.50	3425.00	Vertical	-54.25	-13	-41.25
						5137.50		-48.99	-13	-35.99
						6850.00		-53.49	-13	-40.49
						3425.00	Horizontal	-56.04	-13	-43.04
						5137.50		-48.30	-13	-35.30
						6850.00		-52.82	-13	-39.82
			25	0	1745.00	3490.00	Vertical	-54.74	-13	-41.74
						5235.00		-50.95	-13	-37.95
						6980.00		-52.56	-13	-39.56
						3490.00	Horizontal	-55.35	-13	-42.35
						5235.00		-49.69	-13	-36.69
						6980.00		-52.54	-13	-39.54
			12	13	1777.50	3555.00	Vertical	-53.98	-13	-40.98
						5332.50		-50.20	-13	-37.20
						7110.00		-51.79	-13	-38.79
						3555.00	Horizontal	-52.98	-13	-39.98
						5332.50		-50.75	-13	-37.75
						7110.00		-50.87	-13	-37.87
		10	25	0	1715.00	3430.00	Vertical	-55.52	-13	-42.52
						5145.00		-50.30	-13	-37.30
						6860.00		-52.88	-13	-39.88
						3430.00	Horizontal	-55.04	-13	-42.04
						5145.00		-50.28	-13	-37.28
						6860.00		-52.71	-13	-39.71
			25	0	1745.00	3490.00	Vertical	-54.09	-13	-41.09
						5235.00		-50.18	-13	-37.18
						6980.00		-51.03	-13	-38.03
						3490.00	Horizontal	-54.59	-13	-41.59
						5235.00		-50.83	-13	-37.83
						6980.00		-52.81	-13	-39.81
			25	0	1775.00	3550.00	Vertical	-51.84	-13	-38.84
						5325.00		-49.99	-13	-36.99
						7100.00		-51.31	-13	-38.31
						3550.00	Horizontal	-53.36	-13	-40.36
						5325.00		-51.43	-13	-38.43
						7100.00		-52.08	-13	-39.08

Band	Modulation	Cell BW	No. of RB	RB Pos	Channel Frequency (MHz)	Measured Frequency (MHz)	Antenna Polarization	Emission Level (dBm)	Limit (dBm)	Margin (dB)
66	QPSK	15	1	38	1717.50	3435.00	Vertical	-55.06	-13	-42.06
						5152.50		-49.50	-13	-36.50
						6870.00		-52.53	-13	-39.53
						3435.00	Horizontal	-55.16	-13	-42.16
						5152.50		-50.21	-13	-37.21
						6870.00		-53.24	-13	-40.24
			6	0	1745.00	3490.00	Vertical	-54.86	-13	-41.86
						5235.00		-51.72	-13	-38.72
						6980.00		-52.92	-13	-39.92
						3490.00	Horizontal	-55.12	-13	-42.12
						5235.00		-51.46	-13	-38.46
						6980.00		-50.48	-13	-37.48
			1	38	1772.5	3545.00	Vertical	-52.30	-13	-39.30
						5317.50		-47.39	-13	-34.39
						7090.00		-51.68	-13	-38.68
						3545.00	Horizontal	-54.09	-13	-41.09
						5317.50		-50.69	-13	-37.69
						7090.00		-51.93	-13	-38.93
		20	100	0	1720.00	3440.00	Vertical	-55.40	-13	-42.40
						5160.00		-50.43	-13	-37.43
						6880.00		-50.83	-13	-37.83
						3440.00	Horizontal	-55.02	-13	-42.02
						5160.00		-50.85	-13	-37.85
						6880.00		-53.69	-13	-40.69
			100	0	1745.00	3490.00	Vertical	-55.38	-13	-42.38
						5235.00		-50.44	-13	-37.44
						6980.00		-53.23	-13	-40.23
						3490.00	Horizontal	-53.83	-13	-40.83
						5235.00		-49.97	-13	-36.97
						6980.00		-52.26	-13	-39.26
			1	49	1770.00	3540.00	Vertical	-53.23	-13	-40.23
						5310.00		-47.65	-13	-34.65
						7080.00		-52.30	-13	-39.30
						3540.00	Horizontal	-53.64	-13	-40.64
						5310.00		-51.09	-13	-38.09
						7080.00		-52.51	-13	-39.51

Band	Modulation	Cell BW	No. of RB	RB Pos	Channel Frequency (MHz)	Measured Frequency (MHz)	Antenna Polarization	Emission Level (dBm)	Limit (dBm)	Margin (dB)
66	16QAM	1.4	1	2	1710.70	3421.40	Vertical	-55.25	-13	-42.25
						5132.10		-49.41	-13	-36.41
						6842.80		-53.90	-13	-40.90
						3421.40	Horizontal	-55.17	-13	-42.17
						5132.10		-49.11	-13	-36.11
						6842.80		-53.74	-13	-40.74
			3	3	1745.00	3490.00	Vertical	-55.27	-13	-42.27
						5235.00		-50.46	-13	-37.46
						6980.00		-52.31	-13	-39.31
						3490.00	Horizontal	-55.56	-13	-42.56
						5235.00		-50.73	-13	-37.73
						6980.00		-52.62	-13	-39.62
			1	2	1779.30	3558.60	Vertical	-54.16	-13	-41.16
						5337.90		-49.29	-13	-36.29
						7117.20		-51.45	-13	-38.45
						3558.60	Horizontal	-53.11	-13	-40.11
						5337.90		-51.57	-13	-38.57
						7117.20		-51.95	-13	-38.95
		3	1	8	1711.50	3423.00	Vertical	-56.28	-13	-43.28
						5134.50		-50.94	-13	-37.94
						6846.00		-53.34	-13	-40.34
						3423.00	Horizontal	-56.20	-13	-43.20
						5134.50		-49.51	-13	-36.51
						6846.00		-52.73	-13	-39.73
			8	0	1745.00	3490.00	Vertical	-55.37	-13	-42.37
						5235.00		-51.27	-13	-38.27
						6980.00		-52.46	-13	-39.46
						3490.00	Horizontal	-55.13	-13	-42.13
						5235.00		-51.35	-13	-38.35
						6980.00		-51.70	-13	-38.70
			8	0	1779.30	3558.60	Vertical	-53.89	-13	-40.89
						5337.90		-47.04	-13	-34.04
						7117.20		-51.77	-13	-38.77
						3558.60	Horizontal	-53.53	-13	-40.53
						5337.90		-50.73	-13	-37.73
						7117.20		-52.04	-13	-39.04

Band	Modulation	Cell BW	No. of RB	RB Pos	Channel Frequency (MHz)	Measured Frequency (MHz)	Antenna Polarization	Emission Level (dBm)	Limit (dBm)	Margin (dB)
66	16QAM	5	25	0	1712.50	3425.00	Vertical	-54.87	-13	-41.87
						5137.50		-50.18	-13	-37.18
						6850.00		-53.77	-13	-40.77
						3425.00	Horizontal	-55.28	-13	-42.28
						5137.50		-50.53	-13	-37.53
						6850.00		-52.67	-13	-39.67
			25	0	1745.00	3490.00	Vertical	-54.61	-13	-41.61
						5235.00		-50.41	-13	-37.41
						6980.00		-52.64	-13	-39.64
						3490.00	Horizontal	-54.23	-13	-41.23
						5235.00		-50.38	-13	-37.38
						6980.00		-52.56	-13	-39.56
			25	0	1777.50	3555.00	Vertical	-53.51	-13	-40.51
						5332.50		-51.32	-13	-38.32
						7110.00		-51.75	-13	-38.75
						3555.00	Horizontal	-53.30	-13	-40.30
						5332.50		-50.89	-13	-37.89
						7110.00		-49.09	-13	-36.09
		10	25	0	1715.00	3430.00	Vertical	-55.07	-13	-42.07
						5145.00		-50.41	-13	-37.41
						6860.00		-53.51	-13	-40.51
						3430.00	Horizontal	-55.17	-13	-42.17
						5145.00		-48.80	-13	-35.80
						6860.00		-52.83	-13	-39.83
			1	0	1745.00	3490.00	Vertical	-54.83	-13	-41.83
						5235.00		-49.88	-13	-36.88
						6980.00		-51.16	-13	-38.16
						3490.00	Horizontal	-54.57	-13	-41.57
						5235.00		-50.80	-13	-37.80
						6980.00		-51.79	-13	-38.79
			21	0	1775.00	3550.00	Vertical	-52.83	-13	-39.83
						5325.00		-48.27	-13	-35.27
						7100.00		-50.99	-13	-37.99
						3550.00	Horizontal	-53.49	-13	-40.49
						5325.00		-50.23	-13	-37.23
						7100.00		-52.27	-13	-39.27

Band	Modulation	Cell BW	No. of RB	RB Pos	Channel Frequency (MHz)	Measured Frequency (MHz)	Antenna Polarization	Emission Level (dBm)	Limit (dBm)	Margin (dB)
66	16QAM	15	1	0	1717.50	3435.00	Vertical	-55.38	-13	-42.38
						5152.50		-50.93	-13	-37.93
						6870.00		-51.64	-13	-38.64
						3435.00	Horizontal	-54.54	-13	-41.54
						5152.50		-50.02	-13	-37.02
						6870.00		-52.72	-13	-39.72
			1	38	1745.00	3490.00	Vertical	-54.70	-13	-41.70
						5235.00		-50.88	-13	-37.88
						6980.00		-52.52	-13	-39.52
						3490.00	Horizontal	-54.76	-13	-41.76
						5235.00		-49.61	-13	-36.61
						6980.00		-51.85	-13	-38.85
			1	0	1772.5	3545.00	Vertical	-53.44	-13	-40.44
						5317.50		-50.01	-13	-37.01
						7090.00		-51.70	-13	-38.70
						3545.00	Horizontal	-53.63	-13	-40.63
						5317.50		-50.90	-13	-37.90
						7090.00		-51.90	-13	-38.90
		20	1	0	1720.00	3440.00	Vertical	-55.67	-13	-42.67
						5160.00		-51.18	-13	-38.18
						6880.00		-52.77	-13	-39.77
						3440.00	Horizontal	-55.71	-13	-42.71
						5160.00		-51.02	-13	-38.02
						6880.00		-52.62	-13	-39.62
			49	0	1745.00	3490.00	Vertical	-55.02	-13	-42.02
						5235.00		-51.58	-13	-38.58
						6980.00		-51.98	-13	-38.98
						3490.00	Horizontal	-54.42	-13	-41.42
						5235.00		-50.86	-13	-37.86
						6980.00		-52.45	-13	-39.45
			100	0	1770.00	3540.00	Vertical	-53.83	-13	-40.83
						5310.00		-52.01	-13	-39.01
						7080.00		-52.32	-13	-39.32
						3540.00	Horizontal	-54.43	-13	-41.43
						5310.00		-51.97	-13	-38.97
						7080.00		-52.28	-13	-39.28

LTE Band71:

Band	Modulation	Cell BW	No. of RB	RB Pos	Channel Frequency (MHz)	Measured Frequency (MHz)	Antenna Polarization	Emission Level (dBm)	Limit (dBm)	Margin (dB)
71	QPSK	5	1	12	665.50	1331.00	Vertical	-51.80	-13	-38.80
						1996.50		-53.53	-13	-40.53
						2662.00		-54.22	-13	-41.22
						1331.00	Horizontal	-50.43	-13	-37.43
						1996.50		-55.76	-13	-42.76
						2662.00		-52.32	-13	-39.32
			1	24	680.50	1361.00	Vertical	-58.10	-13	-45.10
						2041.50		-50.09	-13	-37.09
						2722.00		-52.69	-13	-39.69
						1361.00	Horizontal	-58.85	-13	-45.85
						2041.50		-53.63	-13	-40.63
						2722.00		-55.41	-13	-42.41
			1	12	695.50	1391.00	Vertical	-56.30	-13	-43.30
						2086.50		-47.84	-13	-34.84
						2782.00		-53.31	-13	-40.31
						1391.00	Horizontal	-57.11	-13	-44.11
						2086.50		-49.35	-13	-36.35
						2782.00		-53.68	-13	-40.68
		10	15	0	668.00	1336.00	Vertical	-51.51	-13	-38.51
						2004.00		-50.91	-13	-37.91
						2672.00		-54.53	-13	-41.53
						1336.00	Horizontal	-52.31	-13	-39.31
						2004.00		-46.16	-13	-33.16
						2672.00		-54.99	-13	-41.99
			8	1	680.50	1361.00	Vertical	-58.47	-13	-45.47
						2041.50		-57.03	-13	-44.03
						2722.00		-55.37	-13	-42.37
						1361.00	Horizontal	-58.15	-13	-45.15
						2041.50		-57.66	-13	-44.66
						2722.00		-55.71	-13	-42.71
			15	1	693.00	1386.00	Vertical	-59.32	-13	-46.32
						2079.00		-56.57	-13	-43.57
						2772.00		-54.60	-13	-41.60
						1386.00	Horizontal	-59.33	-13	-46.33
						2079.00		-56.77	-13	-43.77
						2772.00		-54.99	-13	-41.99

Band	Modulation	Cell BW	No. of RB	RB Pos	Channel Frequency (MHz)	Measured Frequency (MHz)	Antenna Polarization	Emission Level (dBm)	Limit (dBm)	Margin (dB)
71	QPSK	15	1	38	670.50	1341.00	Vertical	-50.56	-13	-37.56
						2011.50		-50.60	-13	-37.60
						2682.00		-55.73	-13	-42.73
						1341.00	Horizontal	-50.43	-13	-37.43
						2011.50		-57.85	-13	-44.85
						2682.00		-55.90	-13	-42.90
			1	38	680.50	1361.00	Vertical	-54.06	-13	-41.06
						2041.50		-51.32	-13	-38.32
						2722.00		-51.99	-13	-38.99
						1361.00	Horizontal	-55.29	-13	-42.29
						2041.50		-50.79	-13	-37.79
						2722.00		-55.54	-13	-42.54
			1	0	690.50	1381.00	Vertical	-59.65	-13	-46.65
						2071.50		-56.98	-13	-43.98
						2762.00		-55.28	-13	-42.28
						1381.00	Horizontal	-59.23	-13	-46.23
						2071.50		-56.13	-13	-43.13
						2762.00		-55.03	-13	-42.03
		20	1	0	673.00	1346.00	Vertical	-48.36	-13	-35.36
						2019.00		-57.46	-13	-44.46
						2692.00		-55.93	-13	-42.93
						1346.00	Horizontal	-50.47	-13	-37.47
						2019.00		-57.55	-13	-44.55
						2692.00		-55.81	-13	-42.81
			1	49	683.50	1367.00	Vertical	-54.14	-13	-41.14
						2050.50		-48.71	-13	-35.71
						2734.00		-50.85	-13	-37.85
						1367.00	Horizontal	-55.14	-13	-42.14
						2050.50		-48.71	-13	-35.71
						2734.00		-50.85	-13	-37.85
			1	49	688.00	1376.00	Vertical	-56.89	-13	-43.89
						2064.00		-46.97	-13	-33.97
						2752.00		-51.86	-13	-38.86
						1376.00	Horizontal	-57.63	-13	-44.63
						2064.00		-50.65	-13	-37.65
						2752.00		-53.93	-13	-40.93

Band	Modulation	Cell BW	No. of RB	RB Pos	Channel Frequency (MHz)	Measured Frequency (MHz)	Antenna Polarization	Emission Level (dBm)	Limit (dBm)	Margin (dB)
71	16QAM	5	1	12	665.50	1331.00	Vertical	-48.26	-13	-35.26
						1996.50		-51.99	-13	-38.99
						2662.00		-53.29	-13	-40.29
						1331.00	Horizontal	-50.69	-13	-37.69
						1996.50		-55.64	-13	-42.64
						2662.00		-54.54	-13	-41.54
			1	12	680.50	1361.00	Vertical	-53.68	-13	-40.68
						2041.50		-47.66	-13	-34.66
						2722.00		-52.60	-13	-39.60
						1361.00	Horizontal	-57.03	-13	-44.03
						2041.50		-50.17	-13	-37.17
						2722.00		-53.64	-13	-40.64
			1	0	695.50	1391.00	Vertical	-57.87	-13	-44.87
						2086.50		-45.81	-13	-32.81
						2782.00		-54.60	-13	-41.60
						1391.00	Horizontal	-58.94	-13	-45.94
						2086.50		-47.12	-13	-34.12
						2782.00		-54.62	-13	-41.62
		10	1	24	668.00	1336.00	Vertical	-50.77	-13	-37.77
						2004.00		-50.54	-13	-37.54
						2672.00		-54.64	-13	-41.64
						1336.00	Horizontal	-52.40	-13	-39.40
						2004.00		-46.10	-13	-33.10
						2672.00		-52.54	-13	-39.54
			1	49	680.50	1361.00	Vertical	-52.35	-13	-39.35
						2041.50		-51.18	-13	-38.18
						2722.00		-55.77	-13	-42.77
						1361.00	Horizontal	-58.24	-13	-45.24
						2041.50		-49.47	-13	-36.47
						2722.00		-55.63	-13	-42.63
			25	0	693.00	1386.00	Vertical	-58.91	-13	-45.91
						2079.00		-56.53	-13	-43.53
						2772.00		-54.38	-13	-41.38
						1386.00	Horizontal	-58.78	-13	-45.78
						2079.00		-55.95	-13	-42.95
						2772.00		-55.18	-13	-42.18

Band	Modulation	Cell BW	No. of RB	RB Pos	Channel Frequency (MHz)	Measured Frequency (MHz)	Antenna Polarization	Emission Level (dBm)	Limit (dBm)	Margin (dB)
71	16QAM	15	1	38	670.50	1341.00	Vertical	-50.83	-13	-37.83
						2011.50		-48.51	-13	-35.51
						2682.00		-55.68	-13	-42.68
						1341.00	Horizontal	-52.79	-13	-39.79
						2011.50		-52.50	-13	-39.50
						2682.00		-56.04	-13	-43.04
			1	74	680.50	1361.00	Vertical	-54.68	-13	-41.68
						2041.50		-44.83	-13	-31.83
						2722.00		-50.03	-13	-37.03
						1361.00	Horizontal	-58.67	-13	-45.67
						2041.50		-48.07	-13	-35.07
						2722.00		-55.33	-13	-42.33
			1	74	690.50	1381.00	Vertical	-55.41	-13	-42.41
						2071.50		-47.39	-13	-34.39
						2762.00		-51.50	-13	-38.50
						1381.00	Horizontal	-59.27	-13	-46.27
						2071.50		-57.08	-13	-44.08
						2762.00		-54.83	-13	-41.83
		20	1	0	673.00	1346.00	Vertical	-49.95	-13	-36.95
						2019.00		-56.25	-13	-43.25
						2692.00		-55.53	-13	-42.53
						1346.00	Horizontal	-49.64	-13	-36.64
						2019.00		-57.14	-13	-44.14
						2692.00		-55.76	-13	-42.76
			1	99	683.50	1367.00	Vertical	-55.42	-13	-42.42
						2050.50		-44.75	-13	-31.75
						2734.00		-50.96	-13	-37.96
						1367.00	Horizontal	-57.80	-13	-44.80
						2050.50		-48.92	-13	-35.92
						2734.00		-55.33	-13	-42.33
			1	49	688.00	1376.00	Vertical	-54.32	-13	-41.32
						2064.00		-44.94	-13	-31.94
						2752.00		-52.05	-13	-39.05
						1376.00	Horizontal	-57.69	-13	-44.69
						2064.00		-46.95	-13	-33.95
						2752.00		-53.78	-13	-40.78

Test Plots of LTE:

Band4:

Channel-1710.7MHz_QPSK_CB1.4MHz_Vertical polarization

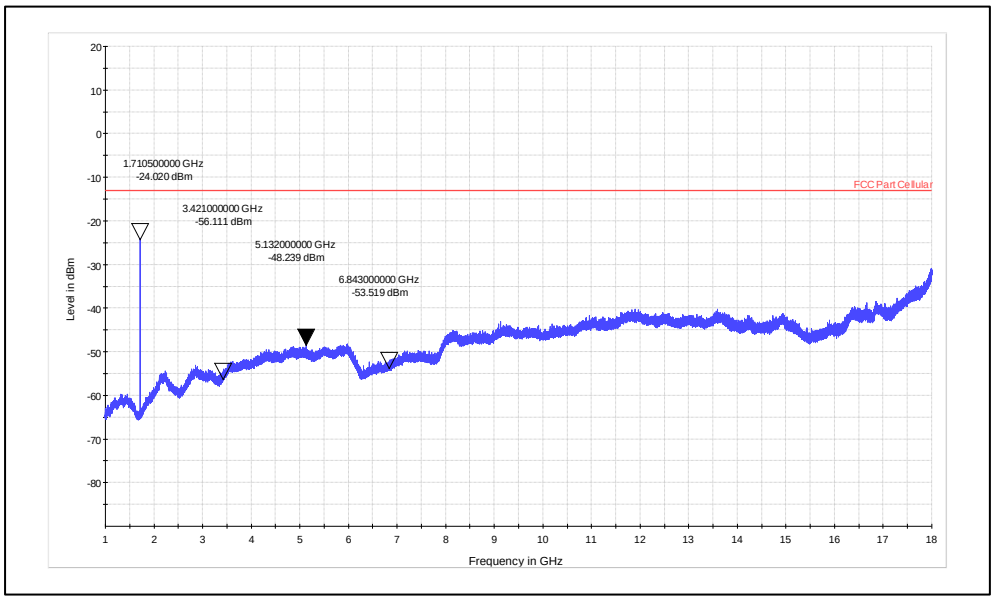

Channel-1710.7MHz_QPSK_CB1.4MHz_Horizontal polarization

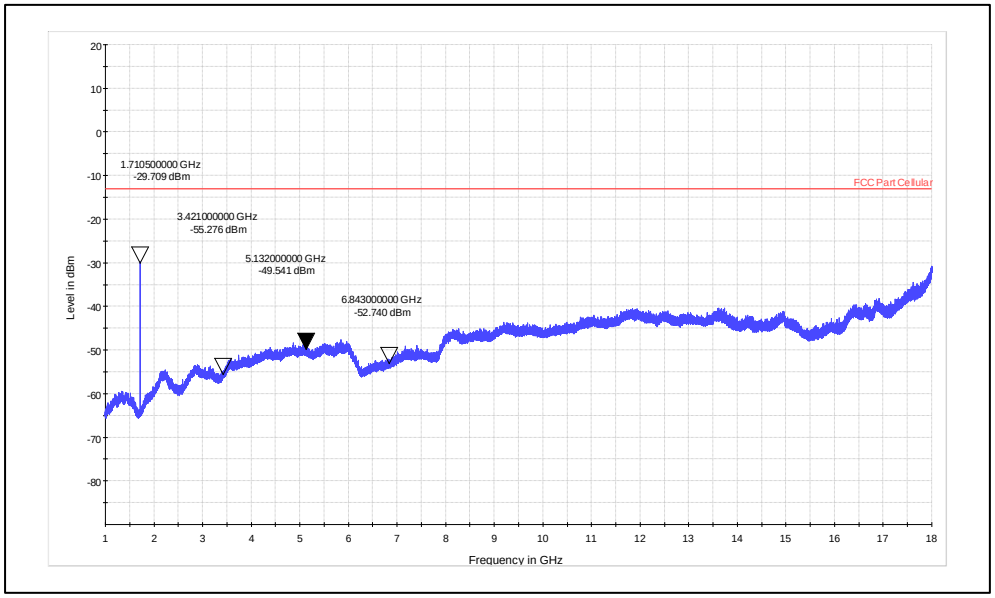

Channel-1710.7MHz_16QAM_CB1.4MHz_Vertical polarization

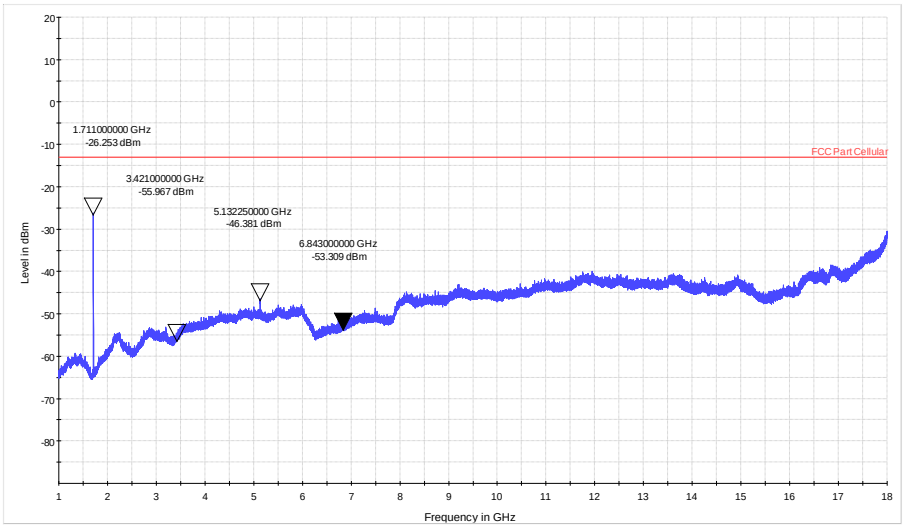

Channel-1710.7MHz_16QAM_CB1.4MHz_Horizontal polarization

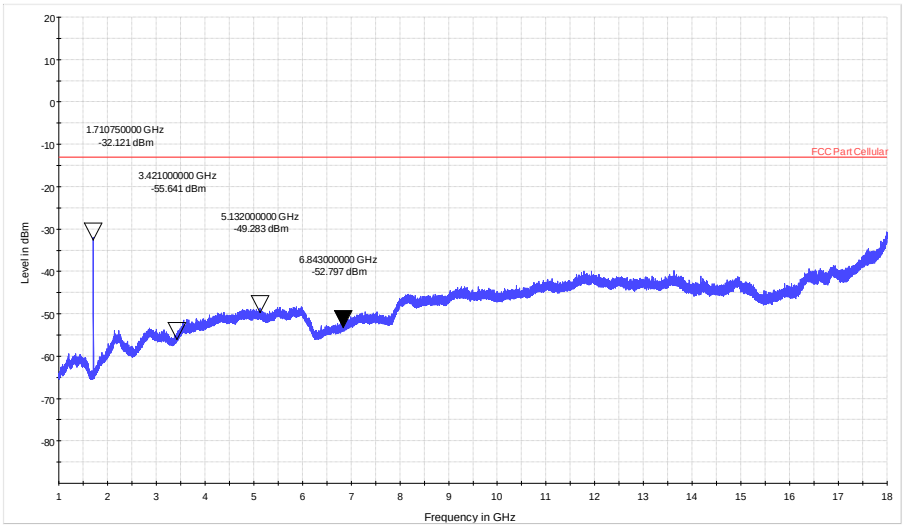

Band7:

Channel-2502.5MHz_QPSK_CB5MHz_Vertical polarization

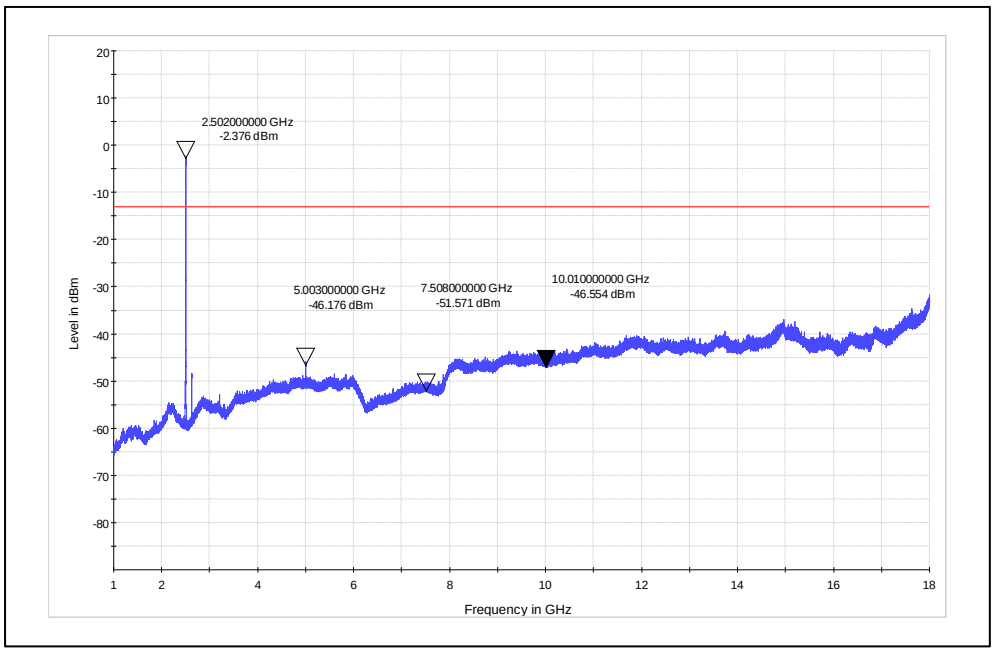

Channel-2502.5MHz_QPSK_CB5MHz_Horizontal polarization

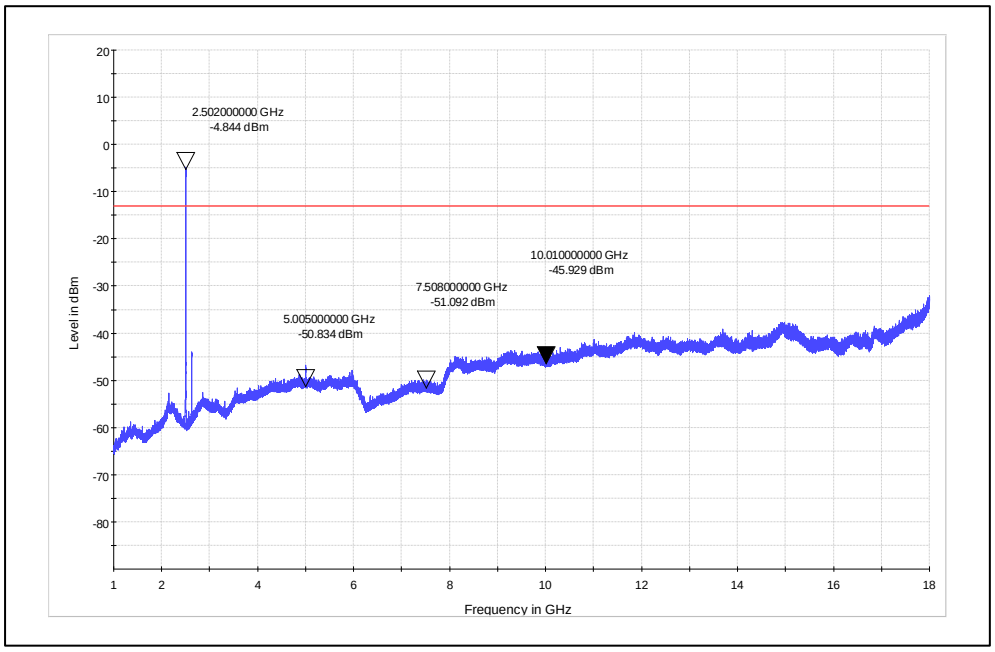

Channel-2502.5MHz_16QAM_CB5MHz_Vertical polarization

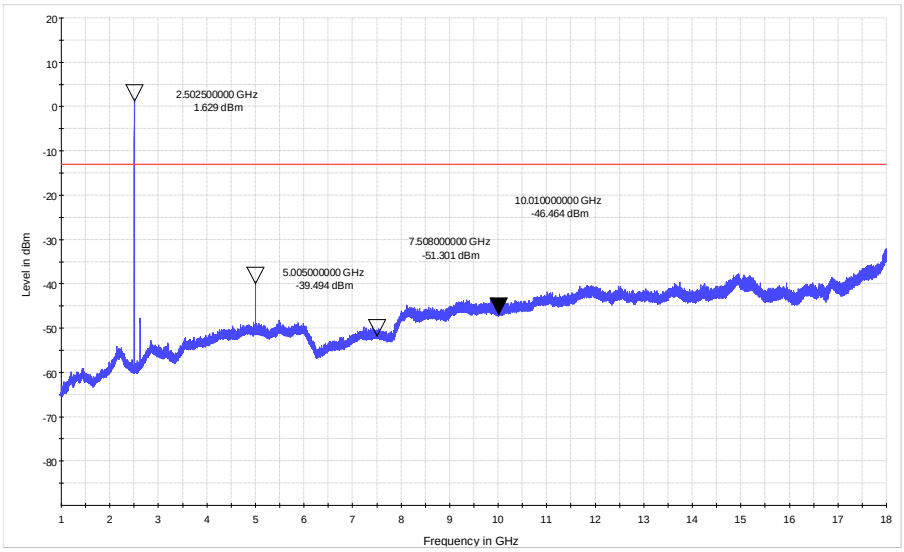

Channel-2502.5MHz_16QAM_CB5MHz_Horizontal polarization

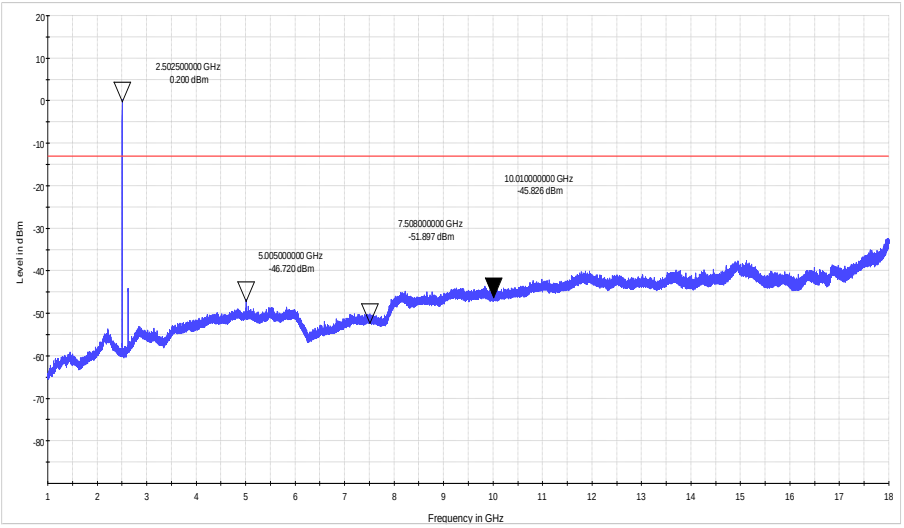

Test Results for WCDMA:

Band	Channel Number	Channel Frequency (MHz)	Antenna Polarization	Measured Frequency(MHz)	Measured emission (dBm)	Limit (dBm)	Margin (dB)
4	1312	1712.4	Vertical	3424.8	-55.83	-13	-42.83
				5137.2	-50.91	-13	-37.91
				6849.6	-53.86	-13	-40.86
			Horizontal	3424.8	-55.93	-13	-42.93
				5137.2	-49.92	-13	-36.92
				6849.6	-53.42	-13	-40.42
	1413	1732.6	Vertical	3465.2	-55.57	-13	-42.57
				5197.8	-51.42	-13	-38.42
				6930.4	-53.47	-13	-40.47
			Horizontal	3465.2	-55.61	-13	-42.61
				5197.8	-50.41	-13	-37.41
				6930.4	-53.09	-13	-40.09
	1513	1752.6	Vertical	3505.2	-54.67	-13	-41.67
				5257.8	-51.79	-13	-38.79
				7010.4	-51.67	-13	-38.67
			Horizontal	3505.2	-54.05	-13	-41.05
				5257.8	-51.31	-13	-38.31
				7010.4	-52.53	-13	-39.53

Test Plots:

Channel-1712.4MHz_Vertical Polarization

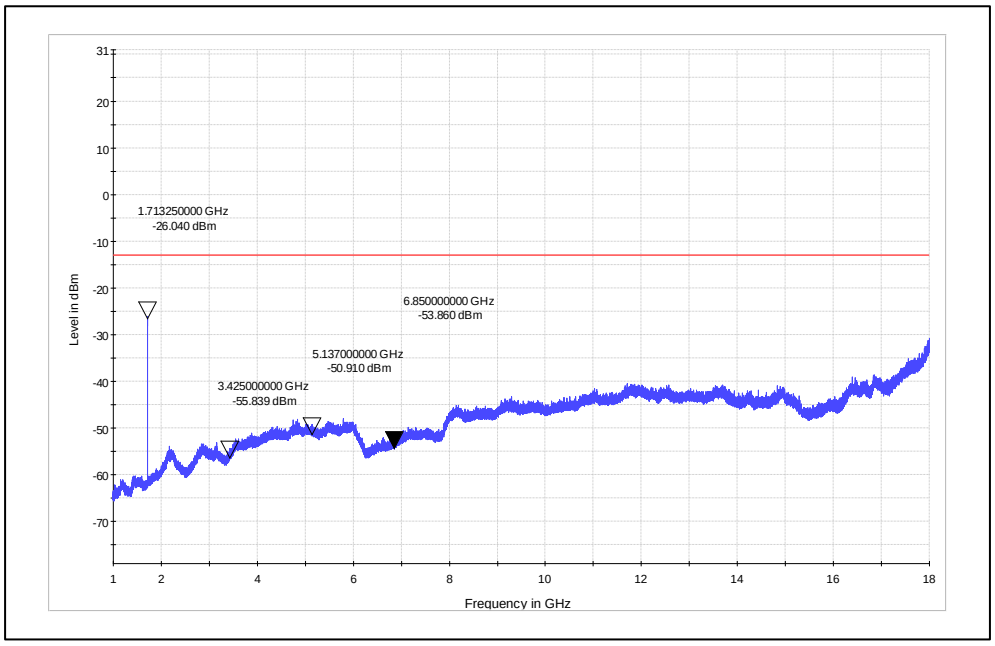

Channel-1712.4MHz_Horizontal Polarization

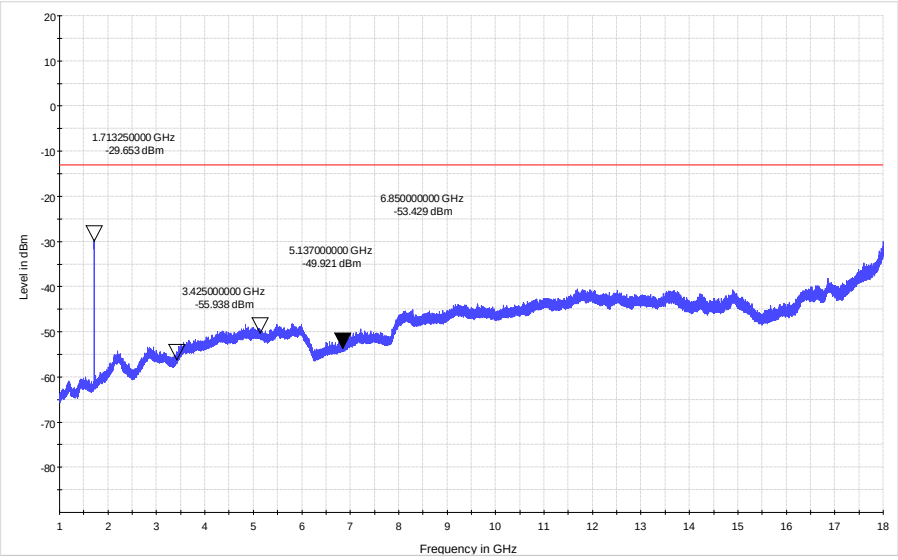

8 Conducted Spurious Emission Test on AC Power Line

Result ***Pass***

Test Specification	:	FCC Part 15 Section 15.207
Test Method	:	ANSI C 63.10-2013
Testing Location	:	Screened room
Measurement Bandwidth	:	9kHz
Frequency Range	:	150kHz – 30MHz
Supply Voltage	:	110VAC,60Hz
Test Method	:	Refer TEST METHODOLOGY

Limits of section 15.207

Frequency of emission (MHz)	Conducted limit (dBµV)	
	Quasi-peak (dBµV)	Average (dBµV)
0.15-0.5	66-56*	56-46*
0.5-5	56	46
5-30	60	50

* Decreases with the logarithm of the frequency

Test Conditions:

Normal Temperature = +24°C Voltage (V norm) = 110V AC through AC to DC Adapter
Relative Humidity = 64%

Test Result:

Power: 110V 60Hz_LINE

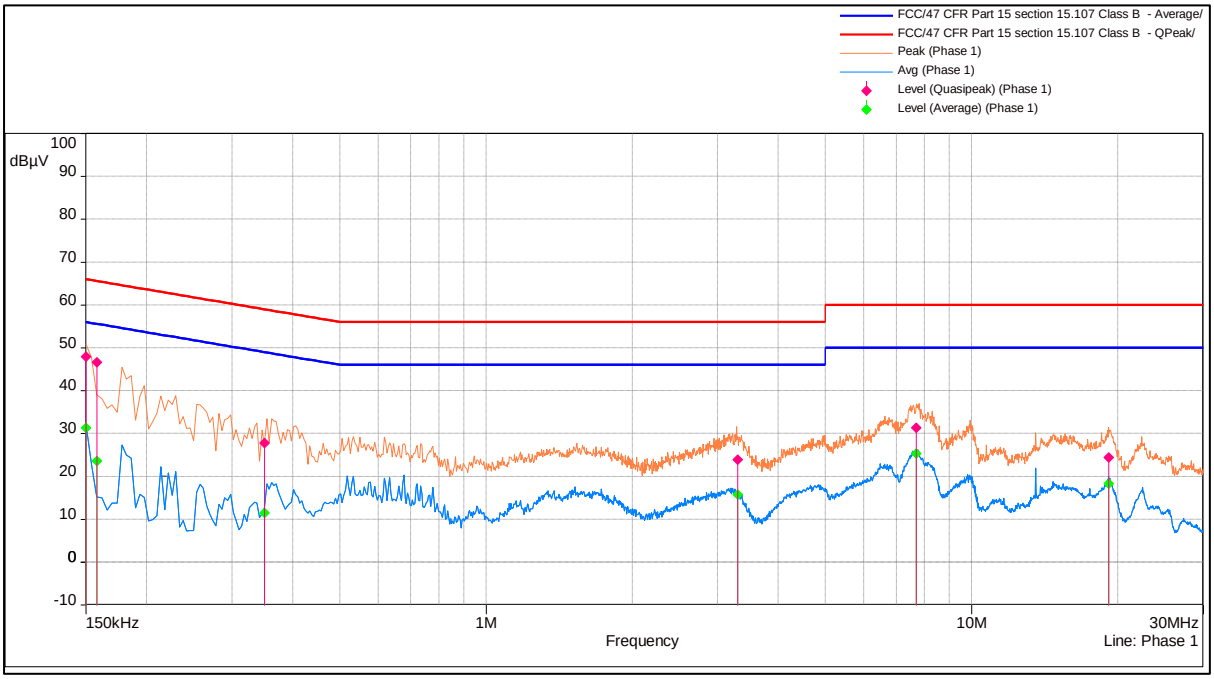

Line Graph

Quasi Peak:

Frequency (MHz)	Correction (dB)	Level (dBµV)	Limit (dBµV)	Margin (dB)	Comments
0.1518	19.89	47.93	66	-18.07	Pass
0.1564	19.89	46.59	65.57	-18.98	Pass
7.6907	20.06	31.33	60	-28.67	Pass
0.34805	19.86	27.83	58.96	-31.13	Pass
3.2941	20.03	23.92	56	-32.08	Pass
19.1598	20.28	24.45	60	-35.55	Pass

Line Table

Average:

Frequency (MHz)	Correction (dB)	Level (dBµV)	Limit (dBµV)	Margin (dB)	Comments
0.1518	19.89	31.4	56	-24.6	Pass
7.6907	20.06	25.31	50	-24.69	Pass
3.2941	20.03	15.78	46	-30.22	Pass
19.1598	20.28	18.37	50	-31.63	Pass
0.1564	19.89	23.61	55.57	-31.95	Pass
0.34805	19.86	11.47	48.96	-37.5	Pass

Line Table

Power: 110V 60Hz_NEUTRAL

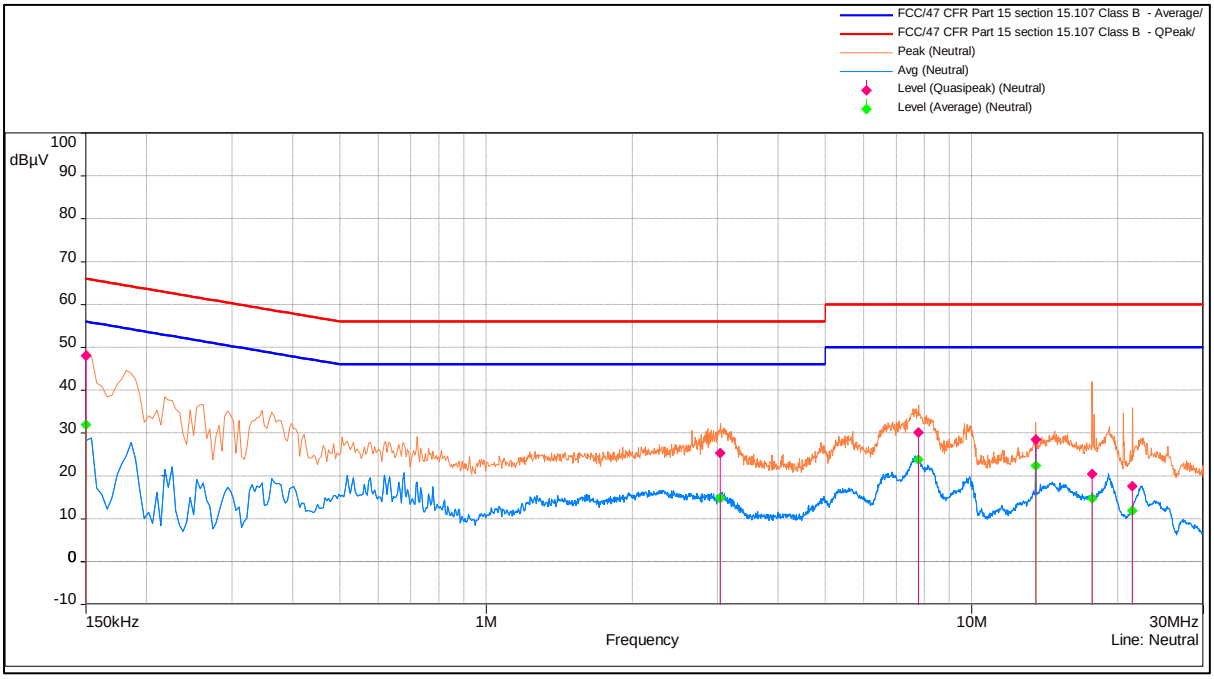

Neutral Graph

Quasi Peak:

Frequency (MHz)	Correction (dB)	Level (dBµV)	Limit (dBµV)	Margin (dB)	Comments
0.1518	19.87	48.03	66	-17.97	Pass
7.76495	19.88	30.16	60	-29.84	Pass
3.03305	19.85	25.34	56	-30.66	Pass
13.56065	19.99	28.54	60	-31.46	Pass
17.70565	20.08	20.45	60	-39.55	Pass
21.42275	20.09	17.6	60	-42.4	Pass

Neutral Table

Average:

Frequency (MHz)	Correction (dB)	Level (dBµV)	Limit (dBµV)	Margin (dB)	Comments
0.1518	19.87	31.97	56	-24.03	Pass
7.76495	19.88	23.83	50	-26.17	Pass
13.56065	19.99	22.36	50	-27.64	Pass
3.03305	19.85	14.9	46	-31.1	Pass
17.70565	20.08	14.72	50	-35.28	Pass
21.42275	20.09	11.86	50	-38.14	Pass

Neutral Table

9 LIST OF TABLES

Table 1: List of test and measurement instruments 7
Table 2: Instrument application Software versions 7
Table 3: Ratings and System Details as declared by Client* 8
Table 4: Antenna Gain 9
Table 5: Measurement Uncertainty 9
Table 6: List of Center frequencies 10

10 LIST OF FIGURES

Figure 1: Frequency Range 9 kHz- 30 MHz 13
Figure 2: Frequency Range 30 MHz – 200 MHz 13
Figure 3: Frequency Range 200 MHz - 1GHz 14
Figure 4: Frequency Range above 1 GHz 14

*****END OF TEST REPORT*****