TEST REPORT

Report No. .....:	**KS2210S4539E**
FCC ID.....:	**2A6QM-RS1500**
Applicant.....:	**Shenzhen Romoss Technology Co.,Ltd.**
Address.....:	Room1601,BLOCK B,Building 7,Shenzhen International Innovation Valley,Nanshan,Shenzhen China
Manufacturer.....:	Shenzhen Vaco New Material Technology Co.,Ltd
Address.....:	Room 40109, building 1,Huahan Science and Technology Industrial Park,19 Qiyun West Road,Heping Community,Pingshan Street,Ping shan district,Shenzhen City
Product Name.....:	**Portable Power Station**
Trade Mark.....:	ROMOSS
Model/Type reference.....:	RS1500
Standard.....:	**FCC Rules and Regulations Part 18**
Date of receipt of test sample.....:	October 20, 2022
Date of testing.....:	October 20, 2022 ~ October 31, 2022
Date of issue.....:	October 31, 2022
Test Result.....:	**Pass**
Prepared by: (Printed Name + Signature)	Pai Zheng
Approved by: (Printed Name + Signature)	Sky Dong
Testing Laboratory Name.....:	**KSIGN(Guangdong) Testing Co., Ltd.**
Address.....:	West Side of 1/F., Building C, Zone A, Fuyuan New Factory, Jiujiu Industrial Park, Minzhu, Shatou, Shajing, Bao'an District, Shenzhen, Guangdong, China

This test report may be duplicated completely for legal use with the approval of the applicant. It should not be reproduced except in full, without the written approval of our laboratory. The client should not use it to claim product endorsement by KSIGN. The test results in the report only apply to the tested sample. The test report shall be invalid without all the signatures of testing engineers, reviewer and approver. Any objections must be raised to KSIGN within 15 days since the date when the report is received. It will not be taken into consideration beyond this limit. The test report merely correspond to the test sample.

Add：West Side of 1/F., Building C, Zone A, Fuyuan New Factory, Jiujiu Industrial Park, Minzhu, Shatou, Shajing, Bao'an District, Shenzhen, Guangdong, China
Tel：+(86) 0755-2985 2678 Fax: +(86) 0755-2985 2397 E-mail：info@gdksign.cn Web: www.gdksign.com

Contents

1 TEST SUMMARY 3

1.1 Test Standards 3
1.2 Report Version 3
1.3 Address of the test laboratory 4
1.4 Test Facility 4
1.5 Environmental conditions 4
1.6 Summary of measurement results 5
1.7 Statement of the measurement uncertainty 5

2 GENERAL INFORMATION 6

2.1 Product Description 6
2.2 Description of the test mode 7
2.3 Special Accessories 7
2.4 Modifications 7
2.5 Equipments Used during the Test 8

3 TEST CONDITIONS AND RESULTS 9

3.1 AC Power Conducted Emission 9
3.2 Radiated Emission 12
3.3 Antenna Requirement 20

4. TEST SETUP PHOTOS OF THE EUT 21

5. PHOTOS OF THE EUT 23

Add：West Side of 1/F., Building C, Zone A, Fuyuan New Factory, Jiujiu Industrial Park, Minzhu, Shatou, Shajing, Bao'an District, Shenzhen, Guangdong, China
Tel：+(86) 0755-2985 2678 Fax: +(86) 0755-2985 2397 E-mail：info@gdksign.cn Web: www.gdksign.com

1 TEST SUMMARY

1.1 Test Standards

The tests were performed according to following standards:

FCC Rules and Regulations Part 18 Subpart C (Section 18.307): Conducted limits.
FCC Rules and Regulations Part 18 Subpart C (Section 18.305): Field strength limits.
FCC MP-5:FCC Methods of Measurements of Radio Noise Emissions from Industrial, Scientific, and Medical equipment

1.2 Report Version

Revised No.	Date of issue	Description
01	October 31, 2022	Original

Add：West Side of 1/F., Building C, Zone A, Fuyuan New Factory, Jiujiu Industrial Park, Minzhu, Shatou, Shajing, Bao'an District, Shenzhen, Guangdong, China
Tel：+(86) 0755-2985 2678 Fax: +(86) 0755-2985 2397 E-mail：info@gdksign.cn Web: www.gdksign.com

1.3 Address of the test laboratory

KSIGN(Guangdong) Testing Co., Ltd.

West Side of 1/F., Building C, Zone A, Fuyuan New Factory, Jiujiu Industrial Park, Minzhu, Shatou, Shajing, Bao'an District, Shenzhen, Guangdong, China

1.4 Test Facility

The test facility is recognized, certified, or accredited by the following organizations:

CNAS-Lab Code: L13261
KSIGN(Guangdong) Testing Co., Ltd. has been assessed and proved to be in Compliance with CNAS-CL01 Accreditation Criteria for Testing and Calibration Laboratories (identical to ISO/IEC17025: 2017 General Requirements) for the Competence of Testing and Calibration Laboratories.

A2LA-Lab Cert. No.: 5457.01
KSIGN(Guangdong) Testing Co.,Ltd. EMC Laboratory has been accredited by A2LA for technical competence in the field of electrical testing, and proved to be in compliance with ISO/IEC 17025:2017 General Requirements for the Competence of Testing and Calibration Laboratories and any additional program requirements in the identified field of testing.

ISED#: 25693 CAB identifier.: CN0096
KSIGN(Guangdong) Testing Co., Ltd. has been listed by Innovation, Science and Economic Development Canada to perform electromagnetic emission measurement.

FCC-Registration No.: 294912 Designation Number: CN1328
KSIGN(Guangdong) Testing Co., Ltd. EMC Laboratory has been listed on the US Federal Communications Commission list of test facilities recognized to perform electromagnetic emissions measurements.

1.5 Environmental conditions

During the measurement the environmental conditions were within the listed ranges:
Radiated Emission:

Temperature:	24 ° C
Humidity:	45 %
Atmospheric pressure:	950-1050mbar

AC Power Conducted Emission:

Temperature:	25 ° C
Humidity:	46 %
Atmospheric pressure:	950-1050mbar

Add：West Side of 1/F., Building C, Zone A, Fuyuan New Factory, Jiujiu Industrial Park, Minzhu, Shatou, Shajing, Bao'an District, Shenzhen, Guangdong, China
Tel：+(86) 0755-2985 2678 Fax: +(86) 0755-2985 2397 E-mail：info@gdksign.cn Web: www.gdksign.com

1.6 Summary of measurement results

FCC RULES	Description of test	Result
§ 18.307 (b)	Conducted emissions test	Pass
§ 18.305 (b)	Radiated emission test	Pass

Note:

1. Pass: The EUT complies with the essential requirements in the standard
   Fail: The EUT does not comply with the essential requirements in the standard

All indications of Pass/Fail in this report are opinions expressed by KSIGN(Guangdong) Testing Co., Ltd. based on interpretations and/or observations of test results Measurement Uncertainties were not taken into account and are published for informational purposes only.

2. N/A: means this test item is not applicable for this device according to the technology characteristic of device.

1.7 Statement of the measurement uncertainty

Test	Range	Measurement Uncertainty	Notes
Radiated Emission	30~1000MHz	4.06 dB	(1)
Conducted Disturbance	0.15~30MHz	2.14 dB	(1)
Radiated Emission	9~30MHz	2.20dB	(1)

(1)This uncertainty represents an expanded uncertainty expressed at approximately the 95% confidence level using a coverage factor of k=2.

Add：West Side of 1/F., Building C, Zone A, Fuyuan New Factory, Jiujiu Industrial Park, Minzhu, Shatou, Shajing, Bao'an District, Shenzhen, Guangdong, China
Tel：+(86) 0755-2985 2678 Fax: +(86) 0755-2985 2397 E-mail：info@gdksign.cn Web: www.gdksign.com

2 GENERAL INFORMATION

2.1 Product Description

Product Name:	Portable Power Station
Trade Mark:	N/A
Model/Type reference:	RS1500
Model Different:	N/A
Hardware version:	V1.0
Software version:	V1.0
Test samples ID:	KS2210S4539E-1# (Engineer sample), KS2210S4539E-2# (Normal sample)
Power supply(Input):	Input: 100-240V,50/60Hz, 4A Output:DC 48V, 5A
Wireless Charging(Output):	10W
Operation frequency:	110KHz - 205KHz
Modulation type:	ASK
Antenna type:	Loop coil antenna
Note: 1. For a more detailed features description, please refer to the manufacturer’s specifications or the user's manual.	

Add：West Side of 1/F., Building C, Zone A, Fuyuan New Factory, Jiujiu Industrial Park, Minzhu, Shatou, Shajing, Bao'an District, Shenzhen, Guangdong, China
Tel：+(86) 0755-2985 2678 Fax: +(86) 0755-2985 2397 E-mail：info@gdksign.cn Web: www.gdksign.com

2.2 Description of the test mode

Equipment under test was operated during the measurement under the following conditions:
☒ Charging and communication mode

Test Modes:		
Mode 1	Wireless Charging（10W）	Recorded
Mode 2	Standby	Pre-tested
Note: All test modes were pre-tested, but we only recorded the worst case in this report.		

2.3 Special Accessories

Follow auxiliary equipment(s) test with EUT that provided by the manufacturer or laboratory is listed as follow:

Description	Manufacturer	Model	Technical Parameters	Certificate	Provided by
Adapter	/	YHY-4800500	Input: 100-240V, 50/60Hz, 4A Output:DC 48V, 5A	FCC	manufacturer
Wireless charging load	/	EESON	10W	FCC	laboratory

2.4 Modifications

No modifications were implemented to meet testing criteria.

Add：West Side of 1/F., Building C, Zone A, Fuyuan New Factory, Jiujiu Industrial Park, Minzhu, Shatou, Shajing, Bao'an District, Shenzhen, Guangdong, China
Tel：+(86) 0755-2985 2678 Fax: +(86) 0755-2985 2397 E-mail：info@gdksign.cn Web: www.gdksign.com

2.5 Equipments Used during the Test

Transmitter spurious emissions & Receiver spurious emissions					
Item	Test Equipment	Manufacturer	Model No.	Serial No.	Cal. Until
1	EMI Test Receiver	R&S	ESR	102525	03/04/2023
2	High Pass Filter	Chengdu E-Microwave	OHF-3-18-S	0E01901038	03/04/2023
3	High Pass Filter	Chengdu E-Microwave	OHF-6.5-18-S	0E01901039	03/04/2023
4	Spectrum Analyzer	HP	8593E	3831U02087	03/04/2023
5	Ultra-Broadband logarithmic period Antenna	Schwarzbeck	VULB 9163	01230	12/04/2023
6	Loop Antenna	Beijin ZHINAN	ZN30900C	18050	03/04/2023
7	Spectrum Analyzer	R&S	FSV40-N	101798	03/04/2023
8	Horn Antenna	Schwarzbeck	BBHA 9120 D	2023	03/29/2023
9	Pre-Amplifier	Schwarzbeck	BBV 9745	9745#129	03/04/2023
10	Pre-Amplifier	EMCI	EMC051835SE	980662	03/04/2023

Item	Test Equipment	Manufacturer	Model No.	Serial No.	Cal. Until
1	LISN	R&S	ENV432	1326.6105.02	03/04/2023
2	EMI Test Receiver	R&S	ESR	102524	03/04/2023
3	Manual RF Switch	JS TOYO	/	MSW-01/002	03/04/2023

Note: 1)The Cal.Interval was one year.
2)The cable loss has calculated in test result which connection between each test instruments.

Add：West Side of 1/F., Building C, Zone A, Fuyuan New Factory, Jiujiu Industrial Park, Minzhu, Shatou, Shajing, Bao'an District, Shenzhen, Guangdong, China
Tel：+(86) 0755-2985 2678 Fax: +(86) 0755-2985 2397 E-mail：info@gdksign.cn Web: www.gdksign.com

3 TEST CONDITIONS AND RESULTS

3.1 AC Power Conducted Emission

TEST CONFIGURATION

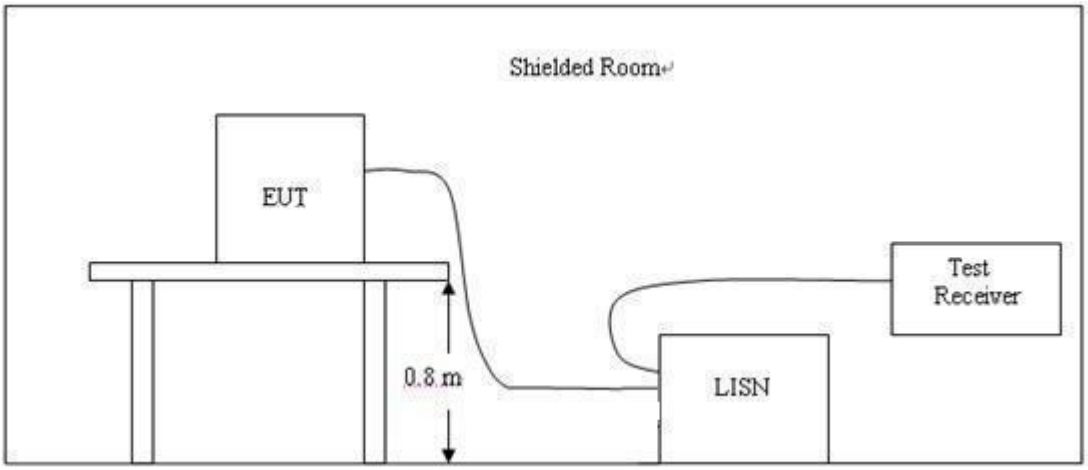

TEST PROCEDURE

1, The equipment was set up as per the test configuration to simulate typical actual usage per the user's manual. The EUT is a tabletop system, a wooden table with a height of 0.8 meters is used and is placed on the ground plane as per ANSI C63.10.
2, Support equipment, if needed, was placed as per ANSI C63.10.
3, All I/O cables were positioned to simulate typical actual usage as per ANSI C63.10.
4, If a EUT received DC power from the USB Port of Notebook PC, the PC's adapter received power through a Line Impedance Stabilization Network (LISN) which supplied power source and was grounded to the ground plane.
5, All support equipments received AC power from a second LISN, if any.
6, The EUT test program was started. Emissions were measured on each current carrying line of the EUT using a spectrum Analyzer / Receiver connected to the LISN powering the EUT. The LISN has two monitoring points: Line 1 (Hot Side) and Line 2 (Neutral Side). Two scans were taken: one with Line 1 connected to Analyzer / Receiver and Line 2 connected to a 50 ohm load; the second scan had Line 1 connected to a 50 ohm load and Line 2 connected to the Analyzer / Receiver.
7, Analyzer / Receiver scanned from 150 KHz to 30MHz for emissions in each of the test modes.

AC Power Conducted Emission Limit

For intentional device, according to § 18.307(a) AC Power Conducted Emission Limits is as following:

Frequency range (MHz)	Limit (dBuV)	
	Quasi-peak	Average
0.15-0.5	66 to 56*	56 to 46*
0.5-5	56	46
5-30	60	50
* Decreases with the logarithm of the frequency.		

Add: West Side of 1/F., Building C, Zone A, Fuyuan New Factory, Jiujiu Industrial Park, Minzhu, Shatou, Shajing, Bao'an District, Shenzhen, Guangdong, China
Tel: +(86) 0755-2985 2678 Fax: +(86) 0755-2985 2397 E-mail: info@gdksign.cn Web: www.gdksign.com

TEST RESULTS

1. Both 120 VAC, 50/60 Hz and 240 VAC, 50/60 Hz power supply have been tested, only the worst result of 120 VAC, 60 Hz was reported as below:

Power supply:	AC 120V/60Hz	Polarization	L

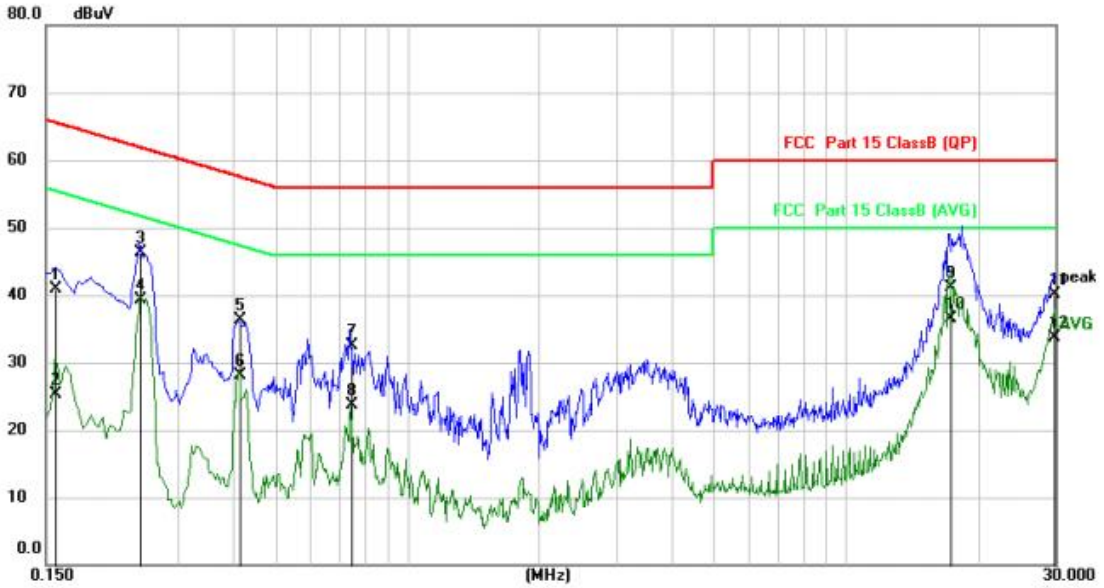

No.	Mk.	Freq.	Reading Level	Correct Factor	Measure-ment	Limit	Over		
		MHz	dBuV	dB	dBuV	dBuV	dB	Detector	Comment
1		0.1580	30.28	10.71	40.99	65.57	-24.58	QP	
2		0.1580	14.52	10.71	25.23	55.57	-30.34	AVG	
3		0.2460	35.66	10.73	46.39	61.89	-15.50	QP	
4	*	0.2460	28.59	10.73	39.32	51.89	-12.57	AVG	
5		0.4140	25.79	10.52	36.31	57.57	-21.26	QP	
6		0.4140	17.55	10.52	28.07	47.57	-19.50	AVG	
7		0.7460	22.04	10.44	32.48	56.00	-23.52	QP	
8		0.7460	13.18	10.44	23.62	46.00	-22.38	AVG	
9		17.2500	30.44	10.69	41.13	60.00	-18.87	QP	
10		17.2500	25.76	10.69	36.45	50.00	-13.55	AVG	
11		29.8380	29.10	10.95	40.05	60.00	-19.95	QP	
12		29.8380	22.67	10.95	33.62	50.00	-16.38	AVG	

Note: Note:1).QP Value (dBμV)= QP Reading (dBμV)+ Factor (dB)
2). Factor (dB)=insertion loss of LISN (dB) + Cable loss (dB)
3). QPMargin(dB) = QP Limit (dBμV) - QP Value (dBμV)
4). AVMargin(dB) = AV Limit (dBμV) - AV Value (dBμV)

Add：West Side of 1/F., Building C, Zone A, Fuyuan New Factory, Jiujiu Industrial Park, Minzhu, Shatou, Shajing, Bao'an District, Shenzhen, Guangdong, China
Tel：+(86) 0755-2985 2678 Fax: +(86) 0755-2985 2397 E-mail：info@gdksign.cn Web: www.gdksign.com

Power supply:	AC 120V/60Hz	Polarization	N

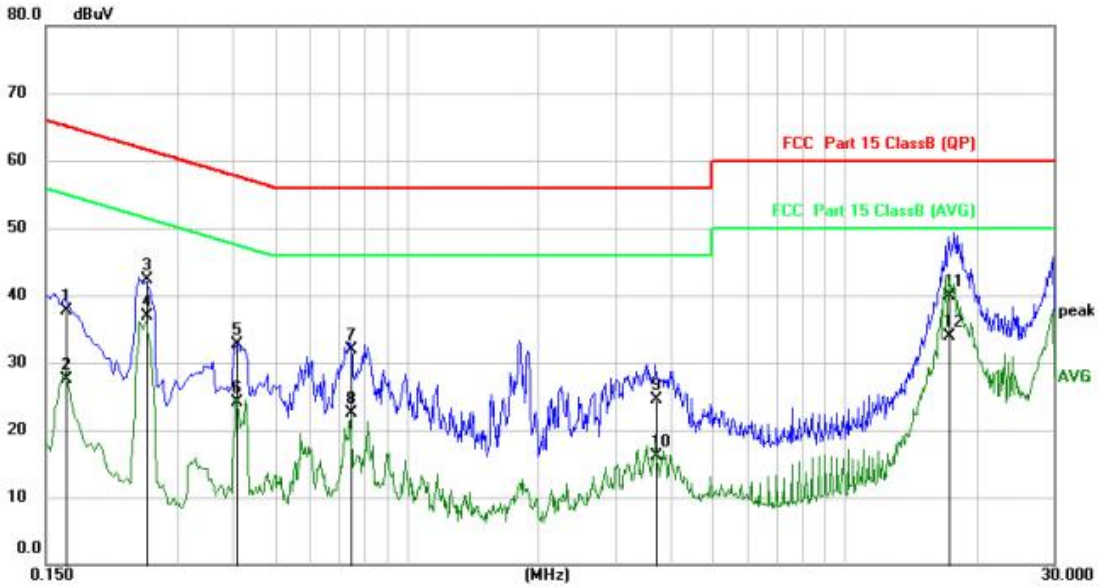

No.	Mk.	Freq.	Reading Level	Correct Factor	Measure-ment	Limit	Over		
		MHz	dBuV	dB	dBuV	dBuV	dB	Detector	Comment
1		0.1660	27.07	10.72	37.79	65.16	-27.37	QP	
2		0.1660	16.72	10.72	27.44	55.16	-27.72	AVG	
3		0.2540	31.61	10.69	42.30	61.63	-19.33	QP	
4	*	0.2540	26.21	10.69	36.90	51.63	-14.73	AVG	
5		0.4100	22.11	10.51	32.62	57.65	-25.03	QP	
6		0.4100	13.51	10.51	24.02	47.65	-23.63	AVG	
7		0.7460	21.51	10.43	31.94	56.00	-24.06	QP	
8		0.7460	11.98	10.43	22.41	46.00	-23.59	AVG	
9		3.7060	13.93	10.61	24.54	56.00	-31.46	QP	
10		3.7060	5.49	10.61	16.10	46.00	-29.90	AVG	
11		17.2139	29.14	10.82	39.96	60.00	-20.04	QP	
12		17.2139	23.06	10.82	33.88	50.00	-16.12	AVG	

Note: Note:1).QP Value (dBμV)= QP Reading (dBμV)+ Factor (dB)
2). Factor (dB)=insertion loss of LISN (dB) + Cable loss (dB)
3). QPMargin(dB) = QP Limit (dBμV) - QP Value (dBμV)
4). AVMargin(dB) = AV Limit (dBμV) - AV Value (dBμV)

Add：West Side of 1/F., Building C, Zone A, Fuyuan New Factory, Jiujiu Industrial Park, Minzhu, Shatou, Shajing, Bao'an District, Shenzhen, Guangdong, China
Tel：+(86) 0755-2985 2678 Fax: +(86) 0755-2985 2397 E-mail：info@gdksign.cn Web: www.gdksign.com

3.2 Radiated Emission

Limit

The specification used was with the FCC Part 18.305 Limit.

The external I/O cables were draped along the test table and formed a bundle 30 to 40 cm long in the middle.

The spacing between the peripherals was 10 cm.

Per FCC MP-5 2.2.5 The antenna height shall be set at around 2 meters

Radiated emission limits

Frequency (MHz)	Test Distance (Meters)	Radiated (dBμV/m)	Radiated (μV/m)
0.009-30	3	103.50	15（at 300m）
30-1000	3	63.5	15（at 300m）

Note:Emission level dBuV/m for 0.009-30MHz=20l0g(15)+40l0g(300/3)dbuv/m=103.5dbuv/m
Emission level dBuV/m for 30MHz-1000MHz=20l0g(15)+20l0g(300/3)dbuv/m=63.5dbuv/m

TEST CONFIGURATION

1. Radiated Emission Test Set-Up, Frequency Below 30MHz

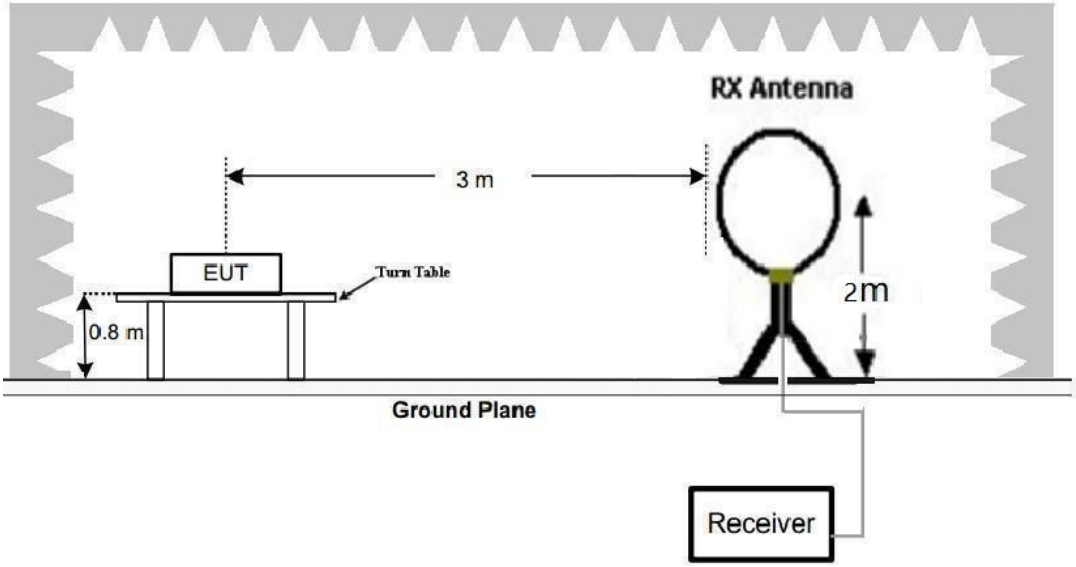

2. Radiated Emission Test Set-Up, Frequency below 1000MHz

Add：West Side of 1/F., Building C, Zone A, Fuyuan New Factory, Jiujiu Industrial Park, Minzhu, Shatou, Shajing, Bao'an District, Shenzhen, Guangdong, China
Tel：+(86) 0755-2985 2678 Fax: +(86) 0755-2985 2397 E-mail：info@gdksign.cn Web: www.gdksign.com

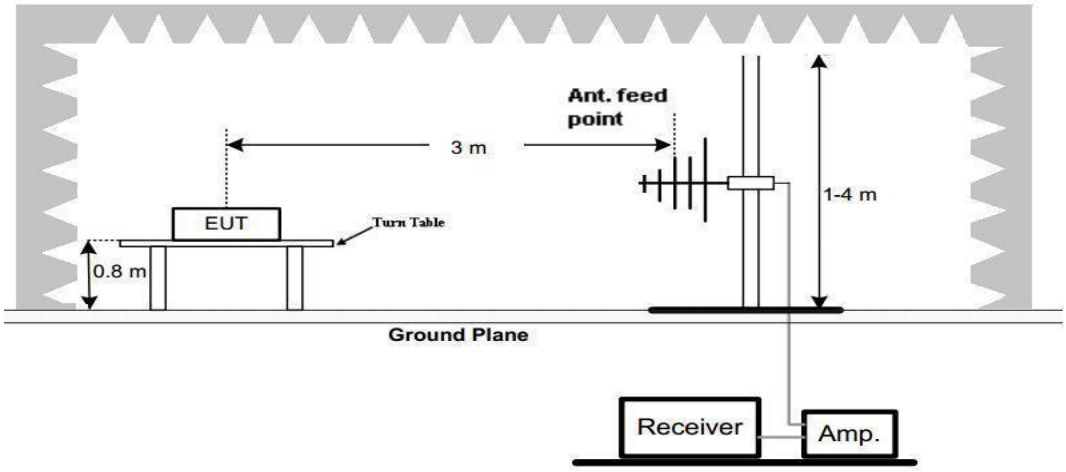

Test Procedure

1. Below 1GHz measurement the EUT is placed on a turntable which is 0.8m above ground plane.
2. Maximum procedure was performed by raising the receiving antenna from 1m to 4m and rotating the turn table from 0℃ to 360℃ to acquire the highest emissions from EUT
3. And also, each emission was to be maximized by changing the polarization of receiving antenna both horizontal and vertical.
4. Repeat above procedures until all frequency measurements have been completed.
5. Radiated emission test frequency band from 9KHz to 1000MHz.
6. The distance between test antenna and EUT as following table states:

Test Frequency range	Test Antenna Type	Test Distance
9KHz-30MHz	Active Loop Antenna	3
30MHz-1GHz	Bilog Antenna	3

7. Setting test receiver/spectrum as following table states:

Test Frequency range	Test Receiver/Spectrum Setting	Detector
9KHz-30MHz	RBW=10KHz/VBW=30KHz,Sweep time=Auto	QP
30MHz-1GHz	RBW=100KHz/VBW=300KHz,Sweep time=Auto	QP

TEST RESULTS

For 9 KHz-30MHz

Add：West Side of 1/F., Building C, Zone A, Fuyuan New Factory, Jiujiu Industrial Park, Minzhu, Shatou, Shajing, Bao'an District, Shenzhen, Guangdong, China
Tel：+(86) 0755-2985 2678 Fax: +(86) 0755-2985 2397 E-mail：info@gdksign.cn Web: www.gdksign.com

9KHz-150KHz

Face

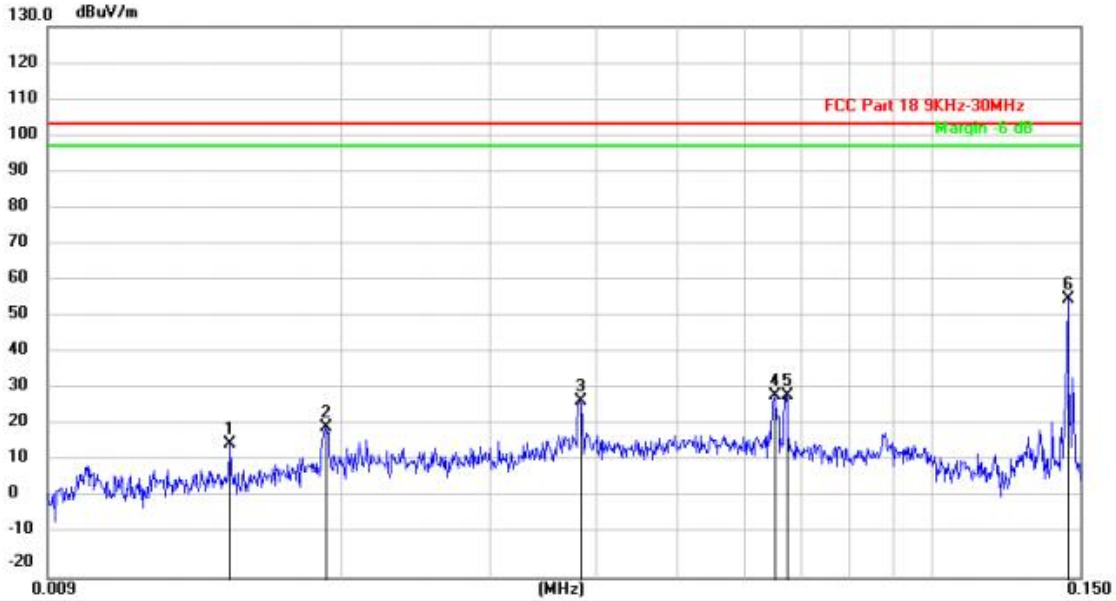

No.	Mk.	Freq.	Reading Level	Correct Factor	Measurement	Limit	Over	
		MHz	(dBuV)	(dB/m)	(dBuV/m)	(dBuV/m)	(dB)	Detector
1		0.0148	25.63	-9.08	16.55	103.50	-86.95	peak
2		0.0192	30.17	-9.05	21.12	103.50	-82.38	peak
3		0.0384	37.07	-8.92	28.15	103.50	-75.35	peak
4		0.0653	39.09	-9.26	29.83	103.50	-73.67	peak
5		0.0674	39.05	-9.32	29.73	103.50	-73.77	peak
6	*	0.1452	65.36	-9.42	55.94	103.50	-47.56	peak

Remark:

Correct Factor=Antenna Factor + Cable Loss -Preamplifier Factor

Add：West Side of 1/F., Building C, Zone A, Fuyuan New Factory, Jiujiu Industrial Park, Minzhu, Shatou, Shajing, Bao'an District, Shenzhen, Guangdong, China
Tel：+(86) 0755-2985 2678 Fax: +(86) 0755-2985 2397 E-mail：info@gdksign.cn Web: www.gdksign.com

150KHz-30MHz

Face

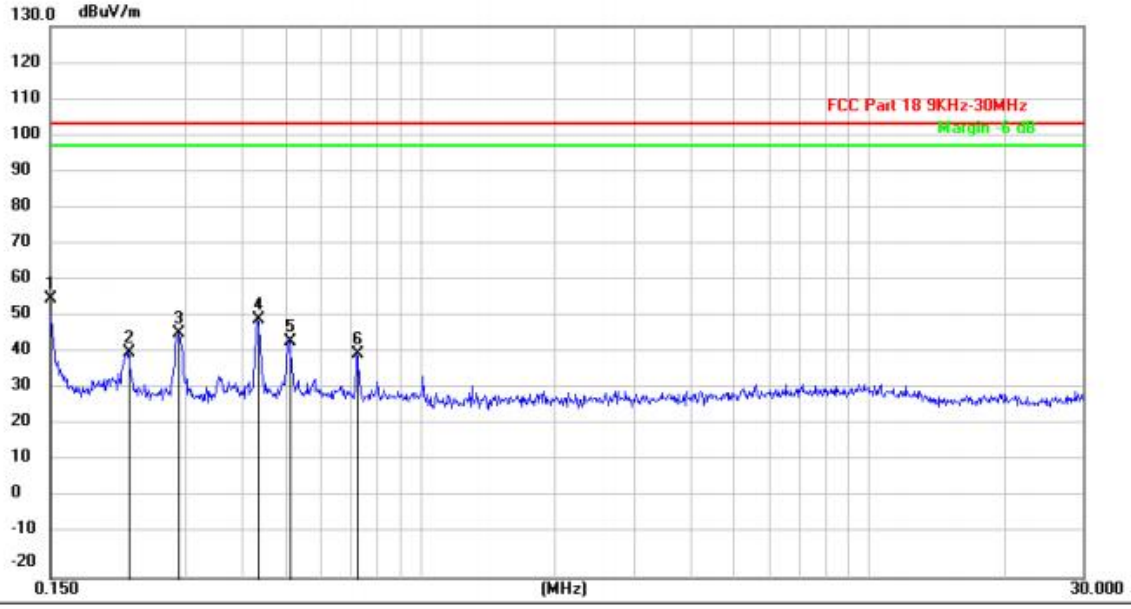

No.	Mk.	Freq.	Reading Level	Correct Factor	Measurement	Limit	Over	
		MHz	(dBuV)	(dB/m)	(dBuV/m)	(dBuV/m)	(dB)	Detector
1	*	0.1500	65.10	-9.33	55.77	103.50	-47.73	peak
2		0.2235	50.62	-9.31	41.31	103.50	-62.19	peak
3		0.2896	55.79	-9.29	46.50	103.50	-57.00	peak
4		0.4355	59.39	-9.25	50.14	103.50	-53.36	peak
5		0.5132	53.64	-9.22	44.42	103.50	-59.08	peak
6		0.7270	50.06	-9.16	40.90	103.50	-62.60	peak

Remark:

Correct Factor=Antenna Factor + Cable Loss -Preamplifier Factor

Add：West Side of 1/F., Building C, Zone A, Fuyuan New Factory, Jiujiu Industrial Park, Minzhu, Shatou, Shajing, Bao'an District, Shenzhen, Guangdong, China
Tel：+(86) 0755-2985 2678 Fax: +(86) 0755-2985 2397 E-mail：info@gdksign.cn Web: www.gdksign.com

9KHz-150KHz

Side

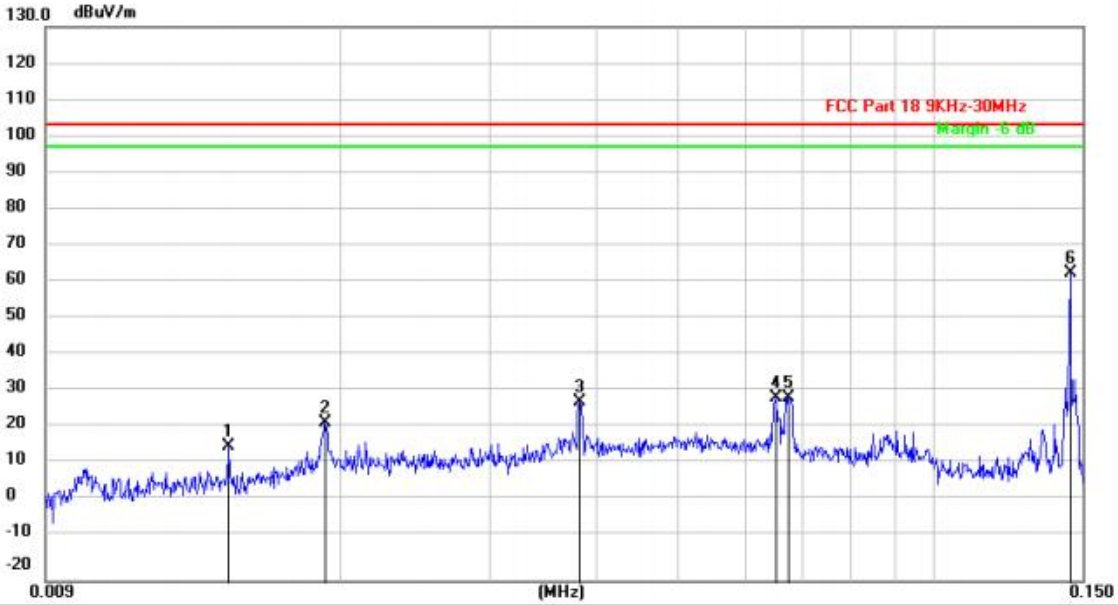

No.	Mk.	Freq.	Reading Level	Correct Factor	Measurement	Limit	Over	
		MHz	(dBuV)	(dB/m)	(dBuV/m)	(dBuV/m)	(dB)	Detector
1		0.0148	25.63	-9.08	16.55	103.50	-86.95	peak
2		0.0192	32.09	-9.05	23.04	103.50	-80.46	peak
3		0.0383	37.67	-8.92	28.75	103.50	-74.75	peak
4		0.0653	39.09	-9.26	29.83	103.50	-73.67	peak
5		0.0674	39.05	-9.32	29.73	103.50	-73.77	peak
6	*	0.1452	72.81	-9.42	63.39	103.50	-40.11	peak

Remark:

Correct Factor=Antenna Factor + Cable Loss -Preamplifier Factor

Add：West Side of 1/F., Building C, Zone A, Fuyuan New Factory, Jiujiu Industrial Park, Minzhu, Shatou, Shajing, Bao'an District, Shenzhen, Guangdong, China
Tel：+(86) 0755-2985 2678 Fax: +(86) 0755-2985 2397 E-mail：info@gdksign.cn Web: www.gdksign.com

150KHz-30MHz

Side

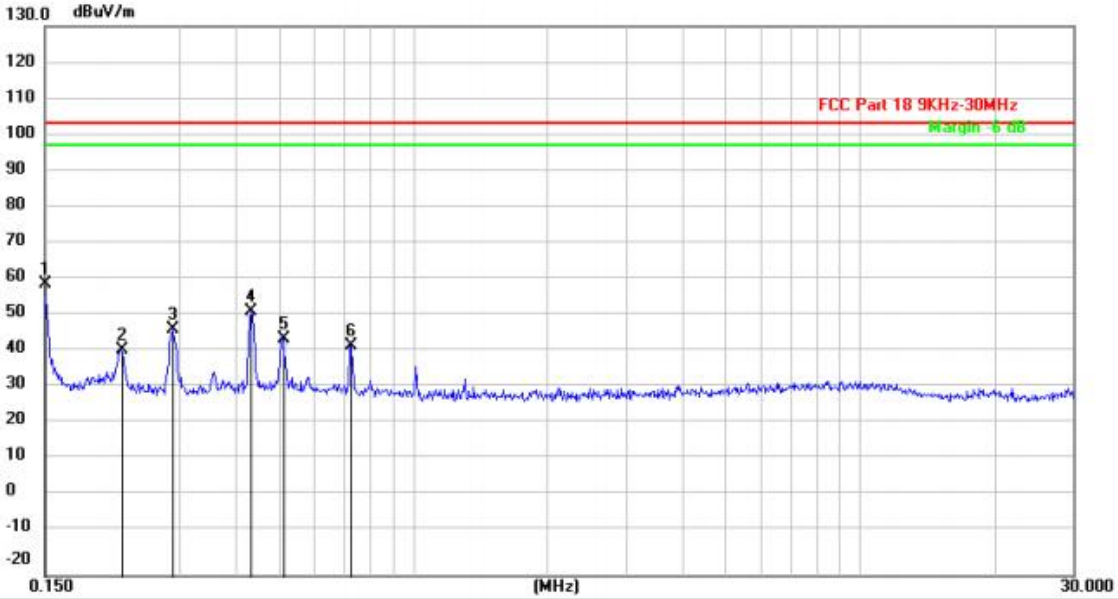

No.	Mk.	Freq.	Reading Level	Correct Factor	Measurement	Limit	Over	
		MHz	(dBuV)	(dB/m)	(dBuV/m)	(dBuV/m)	(dB)	Detector
1	*	0.1500	68.94	-9.33	59.61	103.50	-43.89	peak
2		0.2224	50.82	-9.31	41.51	103.50	-61.99	peak
3		0.2903	56.46	-9.29	47.17	103.50	-56.33	peak
4		0.4346	61.26	-9.25	52.01	103.50	-51.49	peak
5		0.5112	53.92	-9.22	44.70	103.50	-58.80	peak
6		0.7273	51.81	-9.16	42.65	103.50	-60.85	peak

Remark:

Correct Factor=Antenna Factor + Cable Loss -Preamplifier Factor

Add：West Side of 1/F., Building C, Zone A, Fuyuan New Factory, Jiujiu Industrial Park, Minzhu, Shatou, Shajing, Bao'an District, Shenzhen, Guangdong, China
Tel：+(86) 0755-2985 2678 Fax: +(86) 0755-2985 2397 E-mail：info@gdksign.cn Web: www.gdksign.com

For 30MHz-1GHz

Horizontal

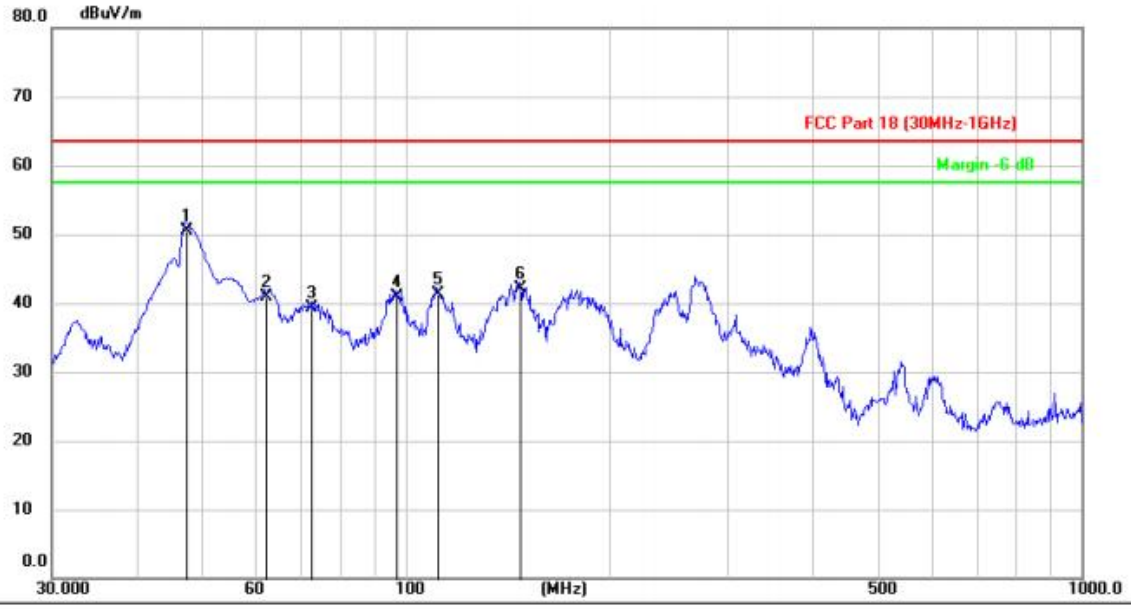

No.	Mk.	Freq.	Reading Level	Correct Factor	Measurement	Limit	Over	
		MHz	(dBuV)	(dB/m)	(dBuV/m)	(dBuV/m)	(dB)	Detector
1	*	47.4417	66.34	-15.86	50.48	63.50	-13.02	QP
2		62.1474	59.02	-18.02	41.00	63.50	-22.50	QP
3		72.6681	59.29	-19.99	39.30	63.50	-24.20	QP
4		96.8088	59.01	-18.15	40.86	63.50	-22.64	QP
5		111.4640	59.76	-18.55	41.21	63.50	-22.29	QP
6		147.5071	63.47	-21.38	42.09	63.50	-21.41	QP

Note:1).Level (dBμV/m)= Reading (dBμV)+ Factor (dB/m)

2). Factor(dB/m)=Antenna Factor (dB/m) + Cable loss (dB) - Pre Amplifier gain (dB)

3). Margin(dB) = Limit (dBμV/m) - Level (dBμV/m)

Add：West Side of 1/F., Building C, Zone A, Fuyuan New Factory, Jiujiu Industrial Park, Minzhu, Shatou, Shajing, Bao'an District, Shenzhen, Guangdong, China
Tel：+(86) 0755-2985 2678 Fax: +(86) 0755-2985 2397 E-mail：info@gdksign.cn Web: www.gdksign.com

Vertical

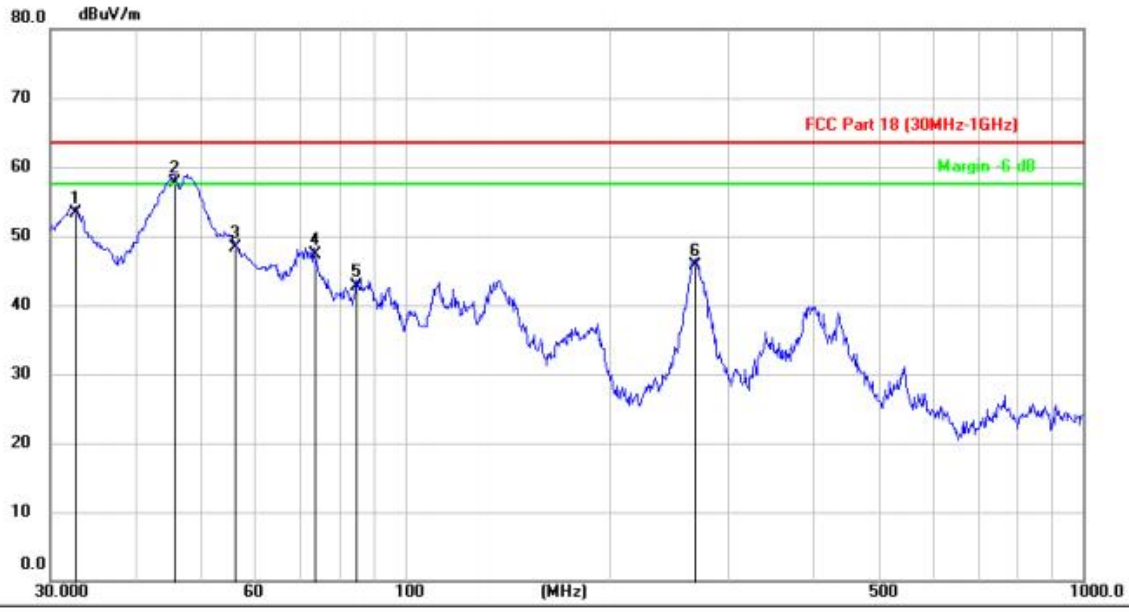

No.	Mk.	Freq.	Reading Level	Correct Factor	Measurement	Limit	Over	
		MHz	(dBuV)	(dB/m)	(dBuV/m)	(dBuV/m)	(dB)	Detector
1		32.7372	72.27	-18.88	53.39	63.50	-10.11	QP
2	*	45.6788	73.67	-16.02	57.65	63.50	-5.85	QP
3		56.0400	65.23	-16.88	48.35	63.50	-15.15	QP
4		73.4365	67.41	-20.05	47.36	63.50	-16.14	QP
5		84.9101	63.39	-20.59	42.80	63.50	-20.70	QP
6		268.2969	61.13	-15.39	45.74	63.50	-17.76	QP

Note:1).Level (dBμV/m)= Reading (dBμV)+ Factor (dB/m)

2). Factor(dB/m)=Antenna Factor (dB/m) + Cable loss (dB) - Pre Amplifier gain (dB)

3). Margin(dB) = Limit (dBμV/m) - Level (dBμV/m)

Add：West Side of 1/F., Building C, Zone A, Fuyuan New Factory, Jiujiu Industrial Park, Minzhu, Shatou, Shajing, Bao'an District, Shenzhen, Guangdong, China
Tel：+(86) 0755-2985 2678 Fax: +(86) 0755-2985 2397 E-mail：info@gdksign.cn Web: www.gdksign.com

3.3 Antenna Requirement

Refer to statement below for compliance.
The manufacturer may design the unit so that the user can replace a broken antenna, but the use of a standard antenna jack or electrical connector is prohibited. Further, this requirement does not apply to intentional radiators that must be professionally installed.

Antenna Information

The antenna used in this product is a Coil Antenna, which permanently attached. It conforms to the standard requirements.

Add：West Side of 1/F., Building C, Zone A, Fuyuan New Factory, Jiujiu Industrial Park, Minzhu, Shatou, Shajing, Bao'an District, Shenzhen, Guangdong, China
Tel：+(86) 0755-2985 2678 Fax: +(86) 0755-2985 2397 E-mail：info@gdksign.cn Web: www.gdksign.com

4. Test Setup Photos of the EUT

Radiated Measurement (Below 30MHz)

Radiated Measurement (Above 30MHz)



Add：West Side of 1/F., Building C, Zone A, Fuyuan New Factory, Jiujiu Industrial Park, Minzhu, Shatou, Shajing, Bao'an District, Shenzhen, Guangdong, China
Tel：+(86) 0755-2985 2678 Fax: +(86) 0755-2985 2397 E-mail：info@gdksign.cn Web: www.gdksign.com

Conducted Emission



Add：West Side of 1/F., Building C, Zone A, Fuyuan New Factory, Jiujiu Industrial Park, Minzhu, Shatou, Shajing, Bao'an District, Shenzhen, Guangdong, China
Tel：+(86) 0755-2985 2678 Fax: +(86) 0755-2985 2397 E-mail：info@gdksign.cn Web: www.gdksign.com

5. PHOTOS OF THE EUT

Add：West Side of 1/F., Building C, Zone A, Fuyuan New Factory, Jiujiu Industrial Park, Minzhu, Shatou, Shajing, Bao'an District, Shenzhen, Guangdong, China
Tel：+(86) 0755-2985 2678 Fax: +(86) 0755-2985 2397 E-mail：info@gdksign.cn Web: www.gdksign.com



Add：West Side of 1/F., Building C, Zone A, Fuyuan New Factory, Jiujiu Industrial Park, Minzhu, Shatou, Shajing, Bao'an District, Shenzhen, Guangdong, China
Tel：+(86) 0755-2985 2678 Fax: +(86) 0755-2985 2397 E-mail：info@gdksign.cn Web: www.gdksign.com



Add：West Side of 1/F., Building C, Zone A, Fuyuan New Factory, Jiujiu Industrial Park, Minzhu, Shatou, Shajing, Bao'an District, Shenzhen, Guangdong, China
Tel：+(86) 0755-2985 2678 Fax: +(86) 0755-2985 2397 E-mail：info@gdksign.cn Web: www.gdksign.com



Add：West Side of 1/F., Building C, Zone A, Fuyuan New Factory, Jiujiu Industrial Park, Minzhu, Shatou, Shajing, Bao'an District, Shenzhen, Guangdong, China
Tel：+(86) 0755-2985 2678 Fax: +(86) 0755-2985 2397 E-mail：info@gdksign.cn Web: www.gdksign.com





Add：West Side of 1/F., Building C, Zone A, Fuyuan New Factory, Jiujiu Industrial Park, Minzhu, Shatou, Shajing, Bao'an District, Shenzhen, Guangdong, China
Tel：+(86) 0755-2985 2678 Fax: +(86) 0755-2985 2397 E-mail：info@gdksign.cn Web: www.gdksign.com





Add：West Side of 1/F., Building C, Zone A, Fuyuan New Factory, Jiujiu Industrial Park, Minzhu, Shatou, Shajing, Bao'an District, Shenzhen, Guangdong, China
Tel：+(86) 0755-2985 2678 Fax: +(86) 0755-2985 2397 E-mail：info@gdksign.cn Web: www.gdksign.com



Add：West Side of 1/F., Building C, Zone A, Fuyuan New Factory, Jiujiu Industrial Park, Minzhu, Shatou, Shajing, Bao'an District, Shenzhen, Guangdong, China
Tel：+(86) 0755-2985 2678 Fax: +(86) 0755-2985 2397 E-mail：info@gdksign.cn Web: www.gdksign.com





Add：West Side of 1/F., Building C, Zone A, Fuyuan New Factory, Jiujiu Industrial Park, Minzhu, Shatou, Shajing, Bao'an District, Shenzhen, Guangdong, China
Tel：+(86) 0755-2985 2678 Fax: +(86) 0755-2985 2397 E-mail：info@gdksign.cn Web: www.gdksign.com





Add：West Side of 1/F., Building C, Zone A, Fuyuan New Factory, Jiujiu Industrial Park, Minzhu, Shatou, Shajing, Bao'an District, Shenzhen, Guangdong, China
Tel：+(86) 0755-2985 2678 Fax: +(86) 0755-2985 2397 E-mail：info@gdksign.cn Web: www.gdksign.com





Add：West Side of 1/F., Building C, Zone A, Fuyuan New Factory, Jiujiu Industrial Park, Minzhu, Shatou, Shajing, Bao'an District, Shenzhen, Guangdong, China
Tel：+(86) 0755-2985 2678 Fax: +(86) 0755-2985 2397 E-mail：info@gdksign.cn Web: www.gdksign.com





********** End of Report **********

Add：West Side of 1/F., Building C, Zone A, Fuyuan New Factory, Jiujiu Industrial Park, Minzhu, Shatou, Shajing, Bao'an District, Shenzhen, Guangdong, China
Tel：+(86) 0755-2985 2678 Fax: +(86) 0755-2985 2397 E-mail：info@gdksign.cn Web: www.gdksign.com