Z (mm)	0.00	4.00	9.00	14.00	19.00	24.00	29.00
SAR (W/Kg)	0.5911	0.4319	0.2969	0.2513	0.1682	0.1363	0.1000

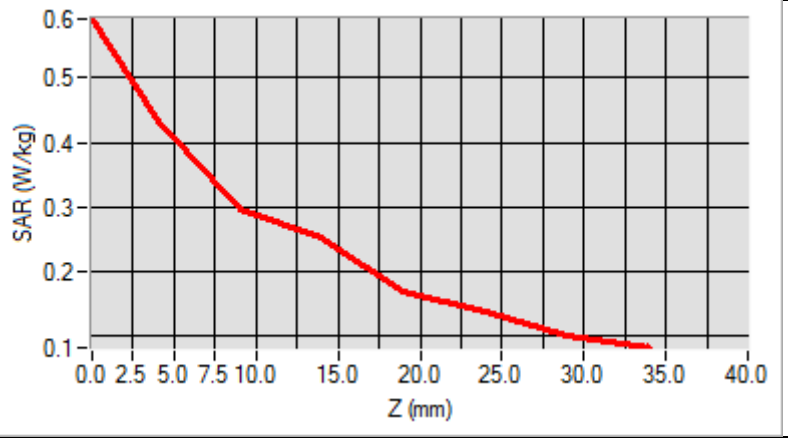

3D screen shot	Hot spot position
	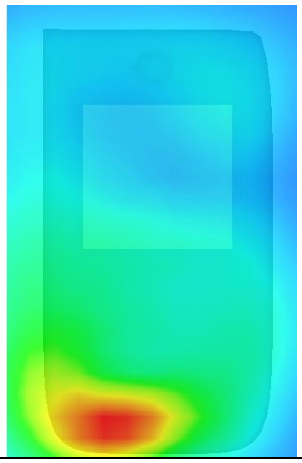

Any report having not been signed by authorized approver, or having been altered without authorization, or having not been stamped by the "Dedicated Testing/Inspection Stamp" is deemed to be invalid. Copying or excerpting portion of, or altering the content of the report is not permitted without the written authorization of AGC. The test results presented in the report apply only to the tested sample. Any objections to report issued by AGC should be submitted to AGC within 15days after the issuance of the test report. Further enquiry of validity or verification of the test report should be addressed to AGC by agc01@agccert.com.

Test Laboratory: AGC Lab **Date: Aug. 23,2022**
GPRS 1900 Mid-Body-Back (2up)
DUT: TD-LTE wireless data terminal; Type: T6

Communication System: GPRS-2Slot; Communication System Band: PCS 1900; Duty Cycle: 1:4.2; Conv.F=1.77; Frequency: 1880 MHz; Medium parameters used: f = 1800 MHz; σ= 1.34 mho/m; εr =41.37; ρ= 1000 kg/m³ ;
Phantom section: Flat Section
Ambient temperature (℃): 21.6, Liquid temperature (℃): 21.4

SATIMO Configuration:

- Probe: SSE2; Calibrated: Apr. 13, 2022; Serial No.: SN 13/22 EPGO368
- Sensor-Surface: 4mm (Mechanical Surface Detection)
- Phantom: SAM twin phantom
- Measurement SW: OpenSAR V4_02_35

Configuration/GPRS1900 Mid-Body-Back/Area Scan: Measurement grid: dx=8mm, dy=8mm
Configuration/GPRS1900 Mid-Body-Back/Zoom Scan: Measurement grid: dx=8mm,dy=8mm, dz=5mm;

Area Scan	surf_sam_plan.txt, h= 5.00 mm
Zoom Scan	5x5x7,dx=8mm dy=8mm dz=5mm,Complete
Phantom	Validation plane
Device Position	Body Back
Band	PCS 1900
Channels	Middle
Signal	TDMA (Crest factor: 4.0)

SURFACE SAR	VOLUME SAR
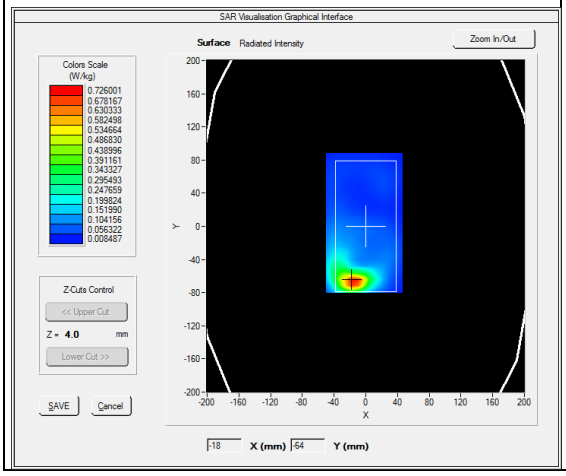	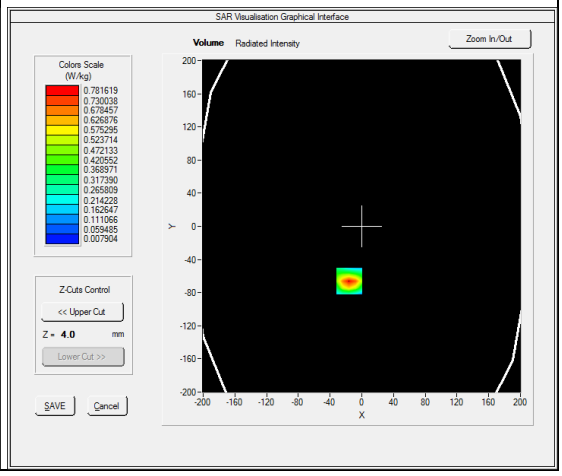

Maximum location: X=-16.00, Y=-66.00
SAR Peak: 1.25 W/kg

SAR 10g (W/Kg)	0.358126
SAR 1g (W/Kg)	0.726250

Any report having not been signed by authorized approver, or having been altered without authorization, or having not been stamped by the "Dedicated Testing/Inspection Stamp" is deemed to be invalid. Copying or excerpting portion of, or altering the content of the report is not permitted without the written authorization of AGC. The test results presented in the report apply only to the tested sample. Any objections to report issued by AGC should be submitted to AGC within 15days after the issuance of the test report. Further enquiry of validity or verification of the test report should be addressed to AGC by agc01@agccert.com.

Z (mm)	0.00	4.00	9.00	14.00	19.00	24.00	29.00
SAR (W/Kg)	1.2536	0.7816	0.4203	0.2446	0.1321	0.0773	0.0403

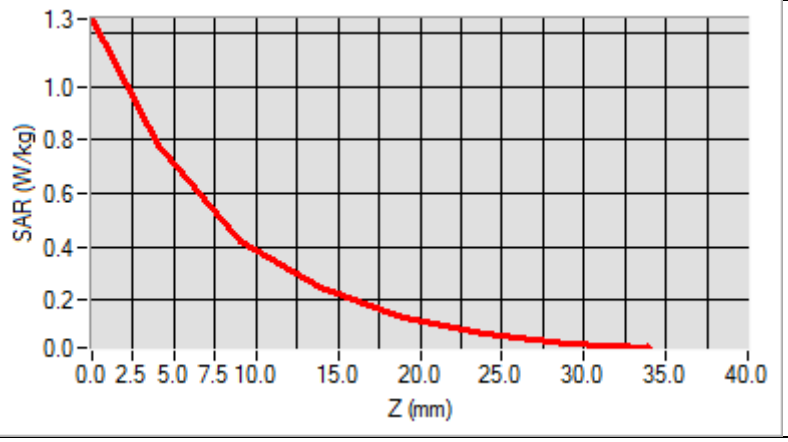

3D screen shot	Hot spot position
	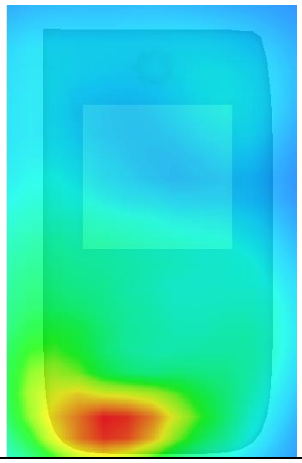

Any report having not been signed by authorized approver, or having been altered without authorization, or having not been stamped by the "Dedicated Testing/Inspection Stamp" is deemed to be invalid. Copying or excerpting portion of, or altering the content of the report is not permitted without the written authorization of AGC. The test results presented in the report apply only to the tested sample. Any objections to report issued by AGC should be submitted to AGC within 15days after the issuance of the test report. Further enquiry of validity or verification of the test report should be addressed to AGC by agc01@agccert.com.

Test Laboratory: AGC Lab **Date: Aug. 23,2022**
WCDMA Band II Mid-Tilt-Right <RMC>
DUT: TD-LTE wireless data terminal; Type: T6

Communication System: UMTS; Communication System Band: Band II UTRA/FDD ;Duty Cycle:1:1; Conv.F=1.77;
Frequency: 1880 MHz; Medium parameters used: f = 1800 MHz; σ= 1.34 mho/m;εr =41.37; ρ= 1000 kg/m³ ;
Phantom section: Right Section
Ambient temperature (℃): 21.6, Liquid temperature (℃): 21.4

SATIMO Configuration:

- Probe: SSE2; Calibrated: Apr. 13, 2022; Serial No.: SN 13/22 EPGO368
- Sensor-Surface: 4mm (Mechanical Surface Detection)
- Phantom: SAM twin phantom
- Measurement SW: OpenSAR V4_02_35

Configuration/WCDMA Band II Mid-Tilt-Right/Area Scan: Measurement grid: dx=8mm, dy=8mm
Configuration/WCDMA Band II Mid-Tilt-Right/Zoom Scan: Measurement grid: dx=8mm,dy=8mm, dz=5mm;

Area Scan	dx=8mm dy=8mm, h= 5.00 mm
ZoomScan	5x5x7,dx=8mm dy=8mm dz=5mm,Complete
Phantom	Right head
Device Position	Tilt
Band	WCDMA band II
Channels	Middle
Signal	CDMA (Crest factor: 1.0)

SURFACE SAR	VOLUME SAR
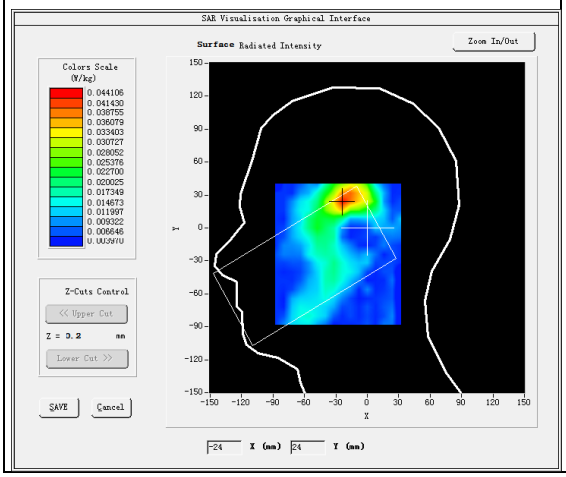	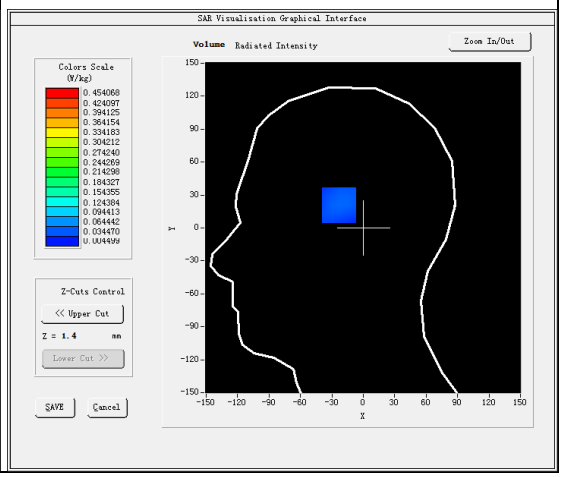

Maximum location: X=-23.00, Y=25.00
SAR Peak: 0.20 W/kg

SAR 10g (W/Kg)	0.045311
SAR 1g (W/Kg)	0.097966

Any report having not been signed by authorized approver, or having been altered without authorization, or having not been stamped by the "Dedicated Testing/Inspection Stamp" is deemed to be invalid. Copying or excerpting portion of, or altering the content of the report is not permitted without the written authorization of AGC. The test results presented in the report apply only to the tested sample. Any objections to report issued by AGC should be submitted to AGC within 15days after the issuance of the test report. Further enquiry of validity or verification of the test report should be addressed to AGC by agc01@agccert.com.

Z (mm)	0.00	4.00	9.00	14.00	19.00	24.00	29.00
SAR (W/Kg)	0.0690	0.0417	0.0246	0.0155	0.0131	0.0069	0.0046

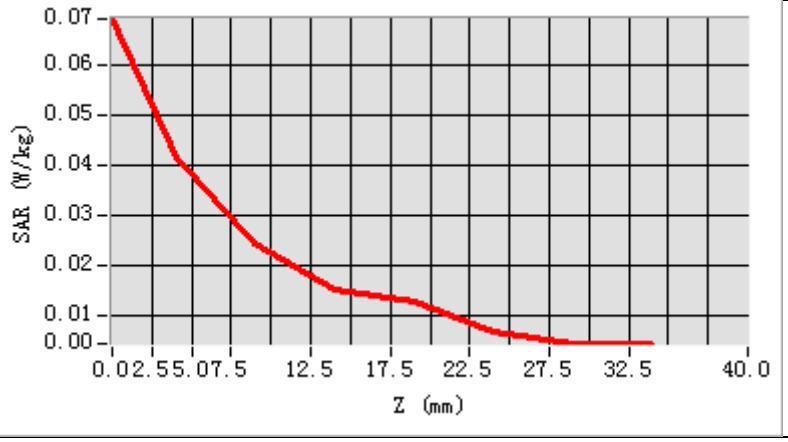

3D screen shot	Hot spot position
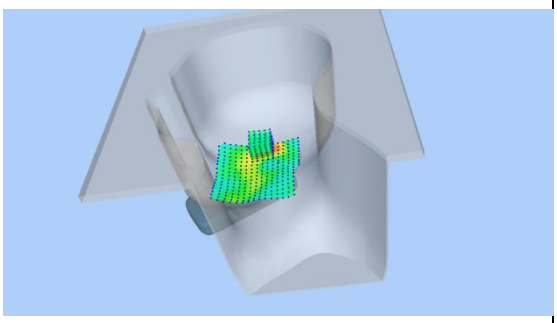	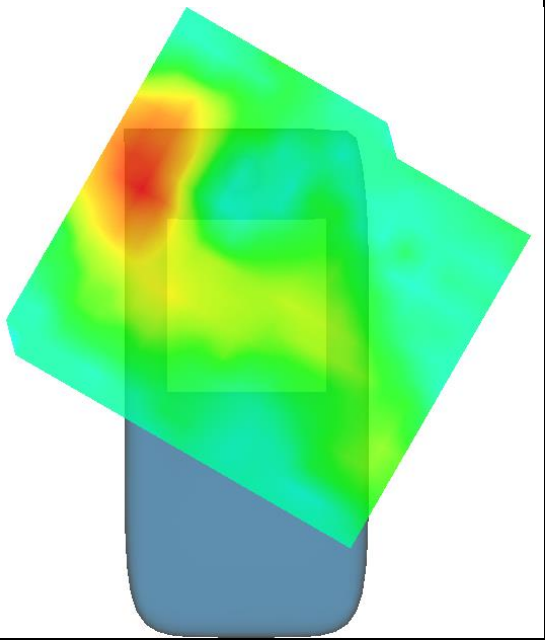

Any report having not been signed by authorized approver, or having been altered without authorization, or having not been stamped by the "Dedicated Testing/Inspection Stamp" is deemed to be invalid. Copying or excerpting portion of, or altering the content of the report is not permitted without the written authorization of AGC. The test results presented in the report apply only to the tested sample. Any objections to report issued by AGC should be submitted to AGC within 15days after the issuance of the test report. Further enquiry of validity or verification of the test report should be addressed to AGC by agc01@agccert.com.

Test Laboratory: AGC Lab **Date: Aug. 23,2022**
WCDMA Band II Mid-Body-Towards Grounds (RMC 12.2kbps)
DUT: TD-LTE wireless data terminal; Type: T6

Communication System: UMTS; Communication System Band: Band II UTRA/FDD ;Duty Cycle:1:1; Conv.F=1.77;
Frequency: 1880 MHz; Medium parameters used: f = 1800 MHz; σ=1.34 mho/m; εr =41.37; ρ= 1000 kg/m³ ;
Phantom section: Flat Section
Ambient temperature (℃): 21.6, Liquid temperature (℃): 21.4

SATIMO Configuration:

- Probe: SSE2; Calibrated: Apr. 13, 2022; Serial No.: SN 13/22 EPGO368
- Sensor-Surface: 4mm (Mechanical Surface Detection)
- Phantom: SAM twin phantom
- Measurement SW: OpenSAR V4_02_35

Configuration/ WCDMA band II Mid-Body-Back/Area Scan: Measurement grid: dx=8mm, dy=8mm
Configuration/ WCDMA band II Mid-Body-Back/Zoom Scan: Measurement grid: dx=8mm,dy=8mm, dz=5m;

Area Scan	surf_sam_plan.txt, h= 5.00 mm
ZoomScan	5x5x7,dx=8mm dy=8mm dz=5mm,Complete
Phantom	Validation plane
Device Position	Body Back
Band	WCDMA band II
Channels	Middle
Signal	CDMA (Crest factor: 1.0)

SURFACE SAR	**VOLUME SAR**
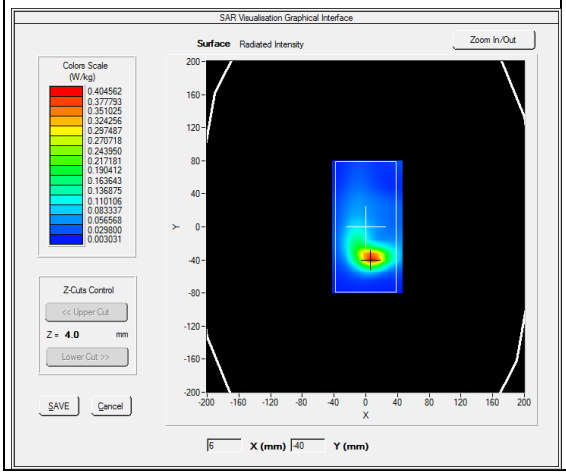	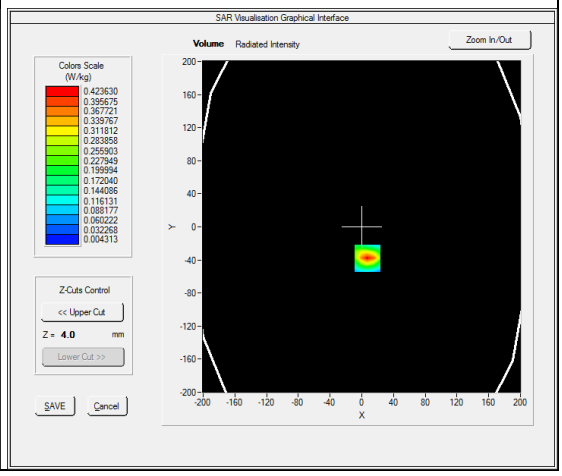

Maximum location: X=7.00, Y=-38.00
SAR Peak: 0.68 W/kg

SAR 10g (W/Kg)	0.191659
SAR 1g (W/Kg)	0.389786

Any report having not been signed by authorized approver, or having been altered without authorization, or having not been stamped by the "Dedicated Testing/Inspection Stamp" is deemed to be invalid. Copying or excerpting portion of, or altering the content of the report is not permitted without the written authorization of AGC. The test results presented in the report apply only to the tested sample. Any objections to report issued by AGC should be submitted to AGC within 15days after the issuance of the test report. Further enquiry of validity or verification of the test report should be addressed to AGC by agc01@agccert.com.

Z (mm)	0.00	4.00	9.00	14.00	19.00	24.00	29.00
SAR (W/Kg)	0.6790	0.4236	0.2270	0.1251	0.0684	0.0380	0.0210

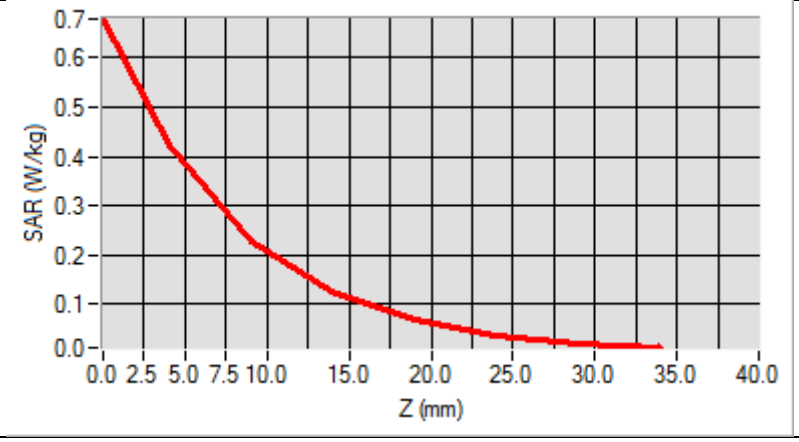

3D screen shot	Hot spot position
	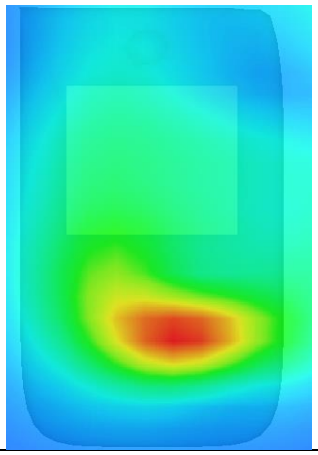

Any report having not been signed by authorized approver, or having been altered without authorization, or having not been stamped by the "Dedicated Testing/Inspection Stamp" is deemed to be invalid. Copying or excerpting portion of, or altering the content of the report is not permitted without the written authorization of AGC. The test results presented in the report apply only to the tested sample. Any objections to report issued by AGC should be submitted to AGC within 15days after the issuance of the test report. Further enquiry of validity or verification of the test report should be addressed to AGC by agc01@agccert.com.

Test Laboratory: AGC Lab **Date: Aug. 25,2022**
WCDMA Band IV Mid-Touch-Left (RMC)
DUT: TD-LTE wireless data terminal; Type: T6

Communication System: UMTS; Communication System Band: BAND IV UTRA/FDD; Duty Cycle:1: 1; Conv.F=1.73; Frequency:1732.4 MHz; Medium parameters used: f =1800 MHz; σ= 1.39 mho/m; εr =40.32; ρ= 1000 kg/m³ ;
Phantom section: Left Section
Ambient temperature (℃): 21.6, Liquid temperature (℃): 21.3

SATIMO Configuration:

- Probe: SSE2; Calibrated: Apr. 13, 2022; Serial No.: SN 13/22 EPGO368
- Sensor-Surface: 4mm (Mechanical Surface Detection)
- Phantom: SAM twin phantom
- Measurement SW: OpenSAR V4_02_35

Configuration/ WCDMA Band IV Mid-Touch-Left/Area Scan: Measurement grid: dx=8mm, dy=8mm
Configuration/ WCDMA Band IV Mid-Touch-Left/Zoom Scan: Measurement grid: dx=8mm, dy=8mm, dz=5mm

Area Scan	dx=8mm dy=8mm, h= 5.00 mm
ZoomScan	5x5x7,dx=8mm dy=8mm dz=5mm,Complete
Phantom	Left head
Device Position	Cheek
Band	WCDMA Band IV
Channels	Middle
Signal	CDMA (Crest factor: 1.0)

SURFACE SAR	VOLUME SAR
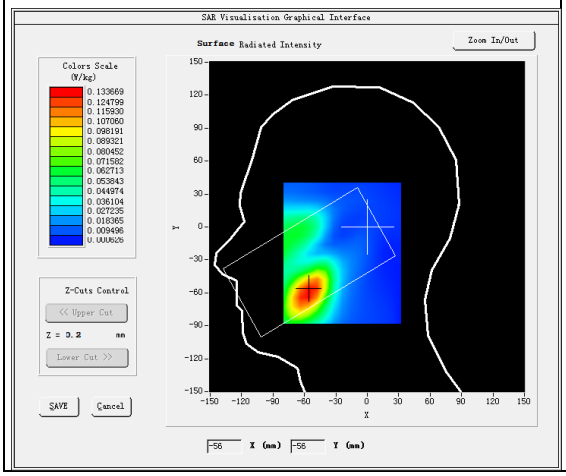	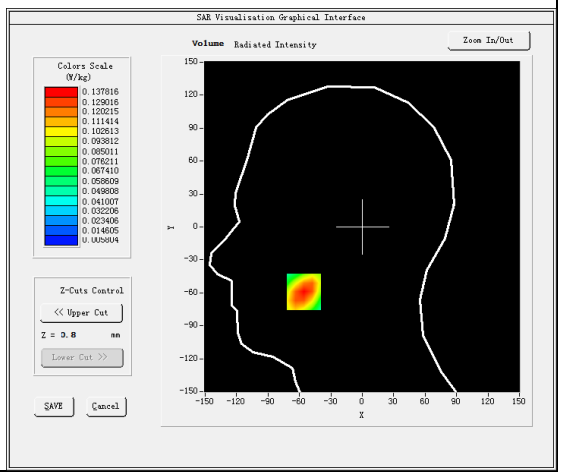

Maximum location: X=-56.00, Y=-59.00
SAR Peak: 0.19 W/kg

SAR 10g (W/Kg)	0.081112
SAR 1g (W/Kg)	0.130181

Z (mm)	0.00	4.00	9.00	14.00	19.00	24.00	29.00

Any report having not been signed by authorized approver, or having been altered without authorization, or having not been stamped by the "Dedicated Testing/Inspection Stamp" is deemed to be invalid. Copying or excerpting portion of, or altering the content of the report is not permitted without the written authorization of AGC. The test results presented in the report apply only to the tested sample. Any objections to report issued by AGC should be submitted to AGC within 15days after the issuance of the test report. Further enquiry of validity or verification of the test report should be addressed to AGC by agc01@agccert.com.

SAR (W/Kg)	0.1846	0.1378	0.0936	0.0635	0.0409	0.0261	0.0177

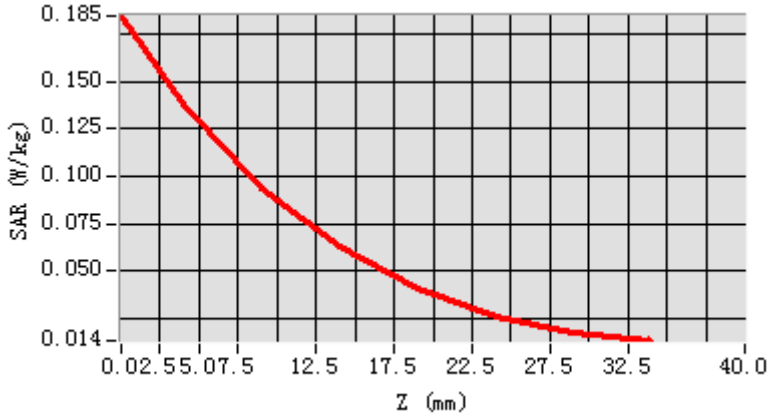

3D screen shot	Hot spot position
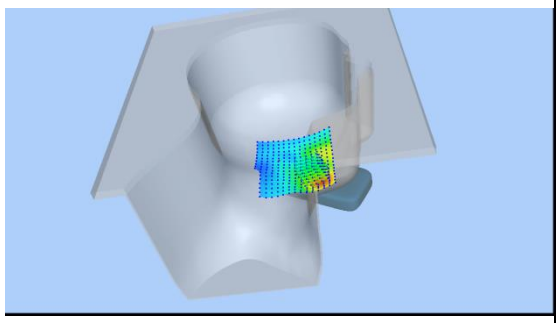	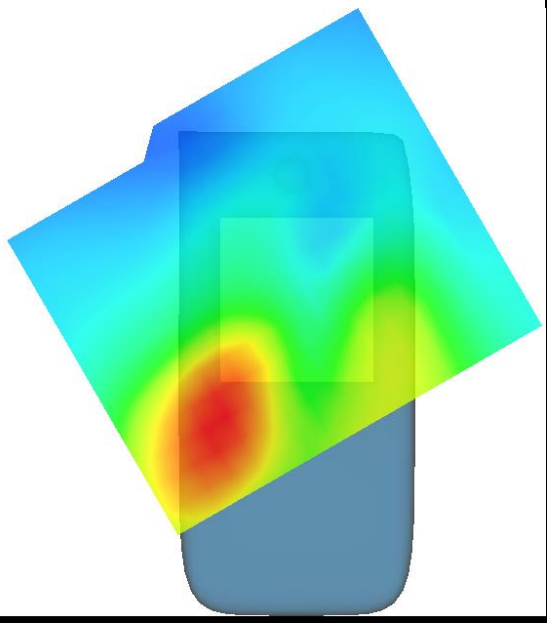

Any report having not been signed by authorized approver, or having been altered without authorization, or having not been stamped by the "Dedicated Testing/Inspection Stamp" is deemed to be invalid. Copying or excerpting portion of, or altering the content of the report is not permitted without the written authorization of AGC. The test results presented in the report apply only to the tested sample. Any objections to report issued by AGC should be submitted to AGC within 15days after the issuance of the test report. Further enquiry of validity or verification of the test report should be addressed to AGC by agc01@agccert.com.

Test Laboratory: AGC Lab **Date: Aug. 25,2022**
WCDMA Band IV Mid-Body-Towards Grounds (RMC)
DUT: TD-LTE wireless data terminal; Type: T6

Communication System: UMTS; Communication System Band: BAND IV UTRA/FDD; Duty Cycle:1: 1; Conv.F=1.73; Frequency:1732.4 MHz; Medium parameters used: f = 1800 MHz; σ=1.39 mho/m; εr =40.32; ρ= 1000 kg/m³;
Phantom section: Flat Section
Ambient temperature (℃): 21.6, Liquid temperature (℃): 21.3

SATIMO Configuration:

- Probe: SSE2; Calibrated: Apr. 13, 2022; Serial No.: SN 13/22 EPGO368
- Sensor-Surface: 4mm (Mechanical Surface Detection)
- Phantom: SAM twin phantom
- Measurement SW: OpenSAR V4_02_35

Configuration/ WCDMA Band IV Mid-Body-Back/Area Scan: Measurement grid: dx=8mm, dy=8mm
Configuration/ WCDMA Band IV Mid-Body-Back/Zoom Scan: Measurement grid: dx=8mm,dy=8mm, dz=5mm;

Area Scan	surf_sam_plan.txt, h= 5.00 mm
ZoomScan	5x5x7,dx=8mm dy=8mm dz=5mm,Complete
Phantom	Validation plane
Device Position	Body Back
Band	WCDMA Band IV
Channels	Middle
Signal	CDMA (Crest factor: 1.0)

SURFACE SAR	VOLUME SAR
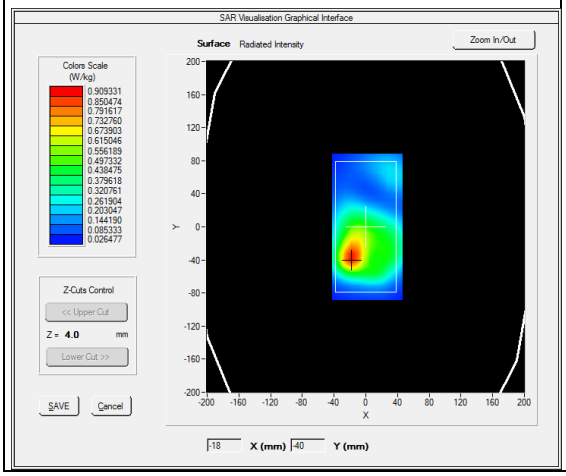	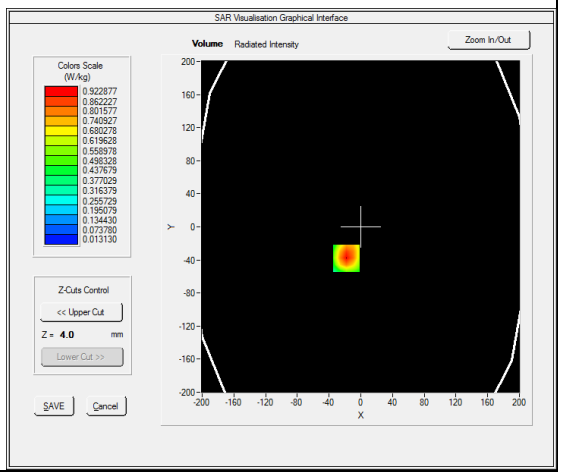

Maximum location: X=-18.00, Y=-38.00
SAR Peak: 1.46 W/kg

SAR 10g (W/Kg)	0.484370
SAR 1g (W/Kg)	0.883037

Z (mm)	0.00	4.00	9.00	14.00	19.00	24.00	29.00

Any report having not been signed by authorized approver, or having been altered without authorization, or having not been stamped by the "Dedicated Testing/Inspection Stamp" is deemed to be invalid. Copying or excerpting portion of, or altering the content of the report is not permitted without the written authorization of AGC. The test results presented in the report apply only to the tested sample. Any objections to report issued by AGC should be submitted to AGC within 15days after the issuance of the test report. Further enquiry of validity or verification of the test report should be addressed to AGC by agc01@agccert.com.

SAR (W/Kg)	1.4738	0.9229	0.4975	0.2744	0.1519	0.0847	0.0481

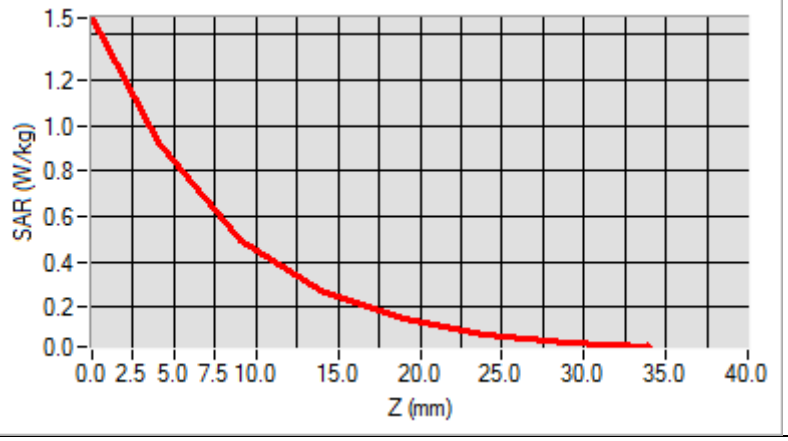

3D screen shot	Hot spot position
	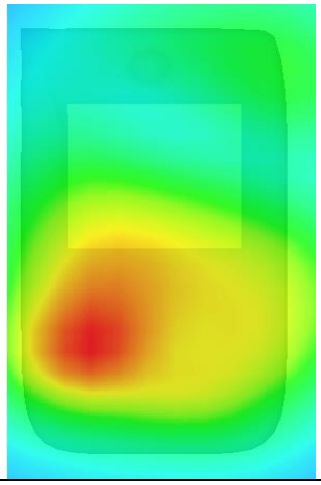

Any report having not been signed by authorized approver, or having been altered without authorization, or having not been stamped by the "Dedicated Testing/Inspection Stamp" is deemed to be invalid. Copying or excerpting portion of, or altering the content of the report is not permitted without the written authorization of AGC. The test results presented in the report apply only to the tested sample. Any objections to report issued by AGC should be submitted to AGC within 15days after the issuance of the test report. Further enquiry of validity or verification of the test report should be addressed to AGC by agc01@agccert.com.

Test Laboratory: AGC Lab **Date: Aug. 22,2022**

WCDMA Band Ⅴ Mid-Touch-Left (RMC)

DUT: TD-LTE wireless data terminal; Type: T6

Communication System: UMTS; Communication System Band: BAND V UTRA/FDD ; Duty Cycle:1: 1; Conv.F=1.42;
Frequency: 836.4 MHz; Medium parameters used: f = 835MHz; σ=0.93 mho/m; εr =40.34; ρ= 1000 kg/m³ ;
Phantom section: Left Section
Ambient temperature (℃): 22.2, Liquid temperature (℃): 22.0

SATIMO Configuration:

- Probe: SSE2; Calibrated: Apr. 13, 2022; Serial No.: SN 13/22 EPGO368
- Sensor-Surface: 4mm (Mechanical Surface Detection)
- Phantom: SAM twin phantom
- Measurement SW: OpenSAR V4_02_35

Configuration/ WCDMA Band V Mid-Touch-Left/Area Scan: Measurement grid: dx=8mm, dy=8mm
Configuration/ WCDMA Band V Mid-Touch-Left/Zoom Scan: Measurement grid: dx=8mm, dy=8mm, dz=5mm

Area Scan	dx=8mm dy=8mm, h= 5.00 mm
ZoomScan	5x5x7,dx=8mm dy=8mm dz=5mm,Complete
Phantom	Left head
Device Position	Cheek
Band	WCDMA Band V
Channels	Middle
Signal	CDMA (Crest factor: 1.0)

SURFACE SAR	**VOLUME SAR**
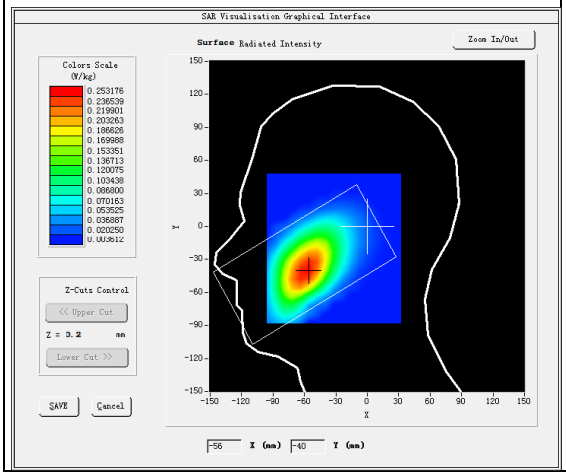	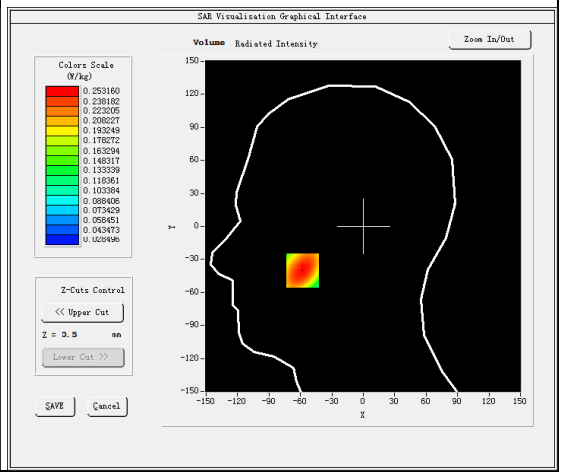

Maximum location: X=-58.00, Y=-40.00
SAR Peak: 0.31 W/kg

SAR 10g (W/Kg)	0.180081
SAR 1g (W/Kg)	0.242757

Any report having not been signed by authorized approver, or having been altered without authorization, or having not been stamped by the "Dedicated Testing/Inspection Stamp" is deemed to be invalid. Copying or excerpting portion of, or altering the content of the report is not permitted without the written authorization of AGC. The test results presented in the report apply only to the tested sample. Any objections to report issued by AGC should be submitted to AGC within 15days after the issuance of the test report. Further enquiry of validity or verification of the test report should be addressed to AGC by agc01@agccert.com.

Z (mm)	0.00	4.00	9.00	14.00	19.00	24.00	29.00
SAR (W/Kg)	0.3034	0.2532	0.2005	0.1568	0.1232	0.0939	0.0727

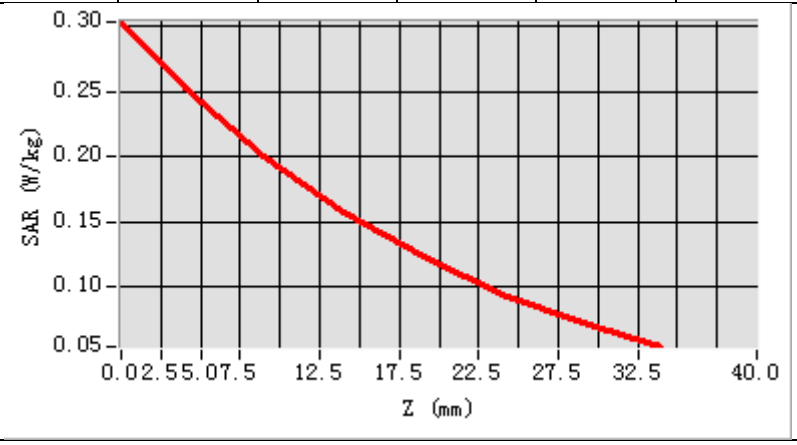

3D screen shot	Hot spot position
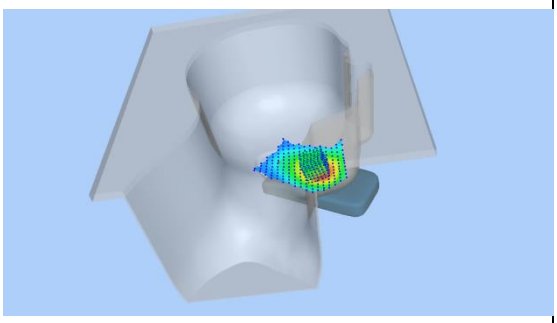	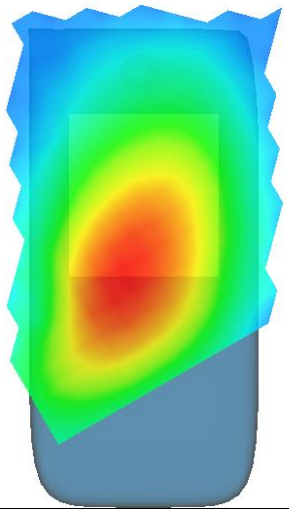

Any report having not been signed by authorized approver, or having been altered without authorization, or having not been stamped by the "Dedicated Testing/Inspection Stamp" is deemed to be invalid. Copying or excerpting portion of, or altering the content of the report is not permitted without the written authorization of AGC. The test results presented in the report apply only to the tested sample. Any objections to report issued by AGC should be submitted to AGC within 15days after the issuance of the test report. Further enquiry of validity or verification of the test report should be addressed to AGC by agc01@agccert.com.

Test Laboratory: AGC Lab **Date: Aug. 22,2022**

WCDMA Band Ⅴ Mid-Body-Towards Grounds (RMC)

DUT: TD-LTE wireless data terminal; Type: T6

Communication System: UMTS; Communication System Band: BAND V UTRA/FDD; Duty Cycle:1: 1; Conv.F=1.42;
Frequency: 836.4 MHz; Medium parameters used: f = 835MHz; σ= 0.93 mho/m; εr = 40.34; ρ= 1000 kg/m³ ;
Phantom section: Flat Section
Ambient temperature (℃): 22.2, Liquid temperature (℃): 22.0

SATIMO Configuration:

- Probe: SSE2; Calibrated: Apr. 13, 2022; Serial No.: SN 13/22 EPGO368
- Sensor-Surface: 4mm (Mechanical Surface Detection)
- Phantom: SAM twin phantom
- Measurement SW: OpenSAR V4_02_35

Configuration/ WCDMA Band V Mid-Body-Back/Area Scan: Measurement grid: dx=8mm, dy=8mm
Configuration/ WCDMA Band V Mid-Body-Back/Zoom Scan: Measurement grid: dx=8mm,dy=8mm, dz=5mm;

Area Scan	surf_sam_plan.txt, h= 5.00 mm
ZoomScan	5x5x7,dx=8mm dy=8mm dz=5mm,Complete
Phantom	Validation plane
Device Position	Body Back
Band	WCDMA Band V
Channels	Middle
Signal	CDMA (Crest factor: 1.0)

SURFACE SAR	VOLUME SAR
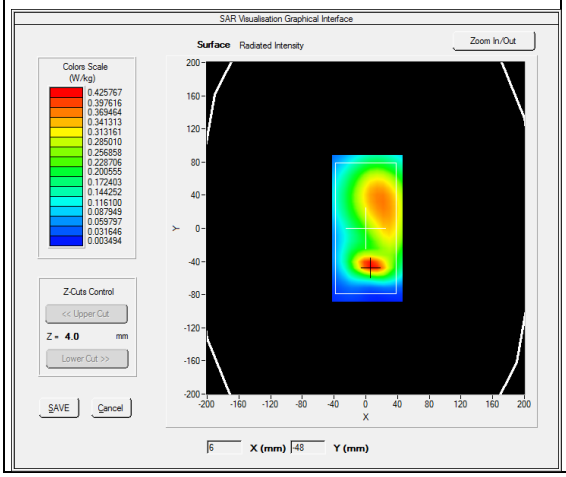	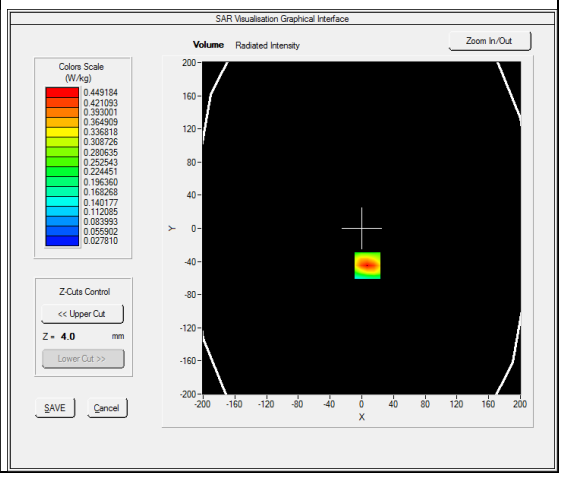

Maximum location: X=7.00, Y=-45.00
SAR Peak: 0.68 W/kg

SAR 10g (W/Kg)	0.243018
SAR 1g (W/Kg)	0.422086

Any report having not been signed by authorized approver, or having been altered without authorization, or having not been stamped by the "Dedicated Testing/Inspection Stamp" is deemed to be invalid. Copying or excerpting portion of, or altering the content of the report is not permitted without the written authorization of AGC. The test results presented in the report apply only to the tested sample. Any objections to report issued by AGC should be submitted to AGC within 15days after the issuance of the test report. Further enquiry of validity or verification of the test report should be addressed to AGC by agc01@agccert.com.

Z (mm)	0.00	4.00	9.00	14.00	19.00	24.00	29.00
SAR (W/Kg)	0.6822	0.4492	0.2656	0.1662	0.1085	0.0749	0.0549

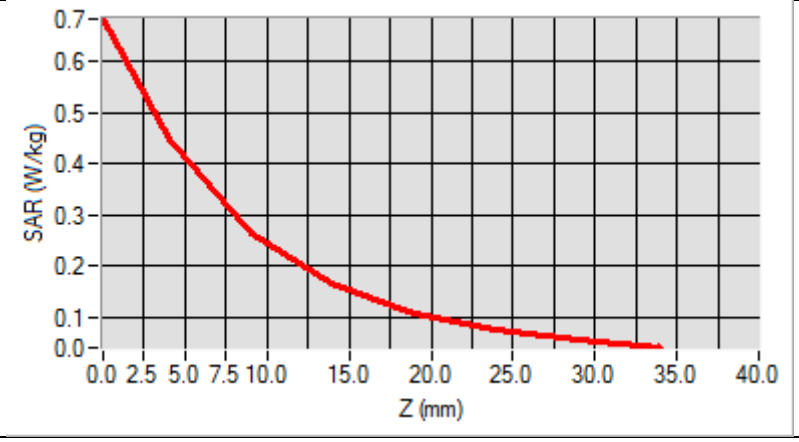

3D screen shot	Hot spot position
	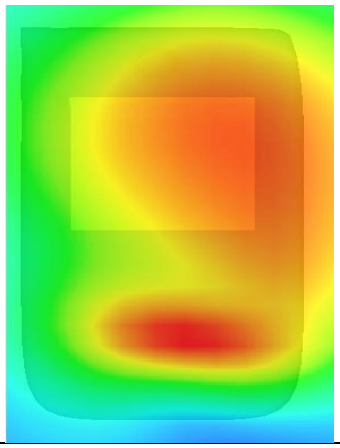

Any report having not been signed by authorized approver, or having been altered without authorization, or having not been stamped by the "Dedicated Testing/Inspection Stamp" is deemed to be invalid. Copying or excerpting portion of, or altering the content of the report is not permitted without the written authorization of AGC. The test results presented in the report apply only to the tested sample. Any objections to report issued by AGC should be submitted to AGC within 15days after the issuance of the test report. Further enquiry of validity or verification of the test report should be addressed to AGC by agc01@agccert.com.

Test Laboratory: AGC Lab **Date: Aug. 23,2022**
LTE Band 2 Mid-Touch-Right (1 RB#0)
DUT: TD-LTE wireless data terminal; Type: T6

Communication System: LTE; Communication System Band: LTE Band 2; Duty Cycle:1:1; Conv.F=1.77; Frequency:1880MHz; Medium parameters used: f =1900 MHz; σ= 1.34 mho/m; εr =41.37; ρ= 1000 kg/m³ ;
Phantom section: Right Section
Ambient temperature (℃): 21.6, Liquid temperature (℃): 21.4

SATIMO Configuration:

- Probe: SSE2; Calibrated: Apr. 13, 2022; Serial No.: SN 13/22 EPGO368
- Sensor-Surface: 4mm (Mechanical Surface Detection)
- Phantom: SAM twin phantom
- Measurement SW: OpenSAR V4_02_35

Configuration/ LTE Band 2 Mid- Touch-Right /Area Scan: Measurement grid: dx=8mm, dy=8mm
Configuration/ LTE Band 2 Mid- Touch-Right /Zoom Scan: Measurement grid: dx=8mm,dy=8mm, dz=5mm;

Area Scan	dx=8mm dy=8mm, h= 5.00 mm
Zoom Scan	5x5x7,dx=8mm dy=8mm dz=5mm
Phantom	Right head
Device Position	Cheek
Band	LTE Band 2
Channels	Middle
Signal	OFDM (Crest factor: 1.0)

SURFACE SAR	VOLUME SAR
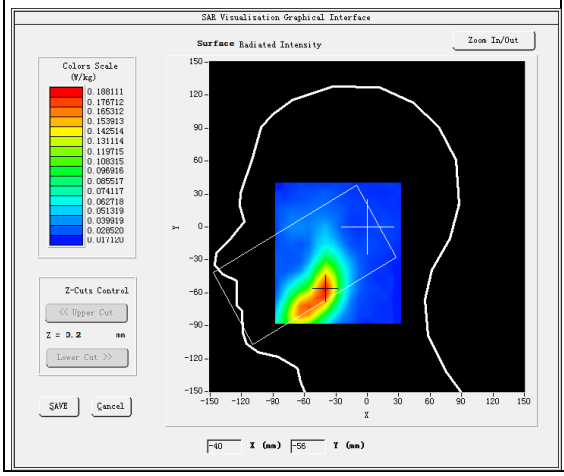	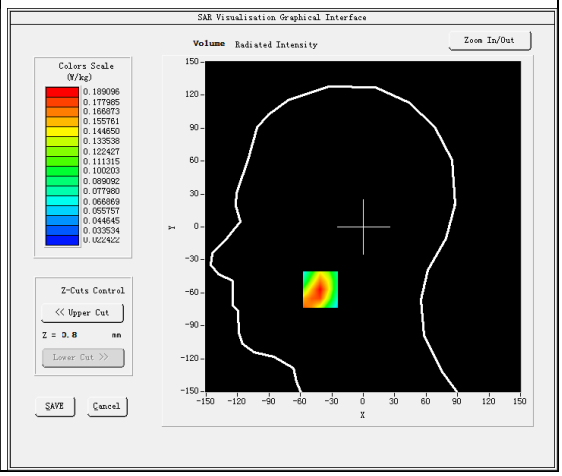

Maximum location: X=-41.00, Y=-57.00
SAR Peak: 0.27 W/kg

SAR 10g (W/Kg)	0.111370
SAR 1g (W/Kg)	0.179137

Any report having not been signed by authorized approver, or having been altered without authorization, or having not been stamped by the "Dedicated Testing/Inspection Stamp" is deemed to be invalid. Copying or excerpting portion of, or altering the content of the report is not permitted without the written authorization of AGC. The test results presented in the report apply only to the tested sample. Any objections to report issued by AGC should be submitted to AGC within 15days after the issuance of the test report. Further enquiry of validity or verification of the test report should be addressed to AGC by agc01@agccert.com.

Z (mm)	0.00	4.00	9.00	14.00	19.00	24.00	29.00
SAR (W/Kg)	0.2677	0.1891	0.1250	0.0861	0.0615	0.0498	0.0371

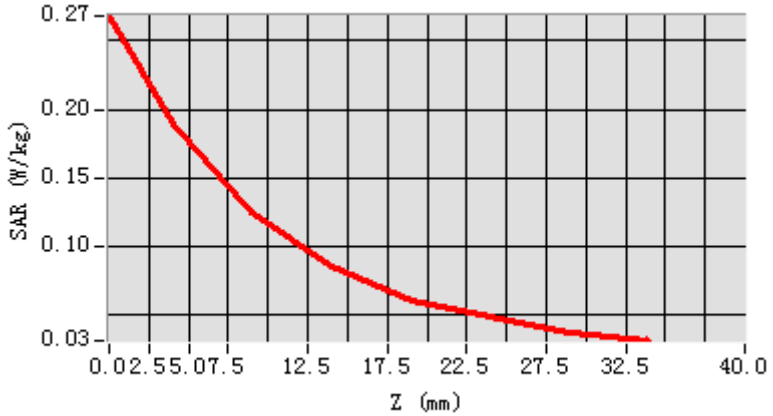

3D screen shot	Hot spot position
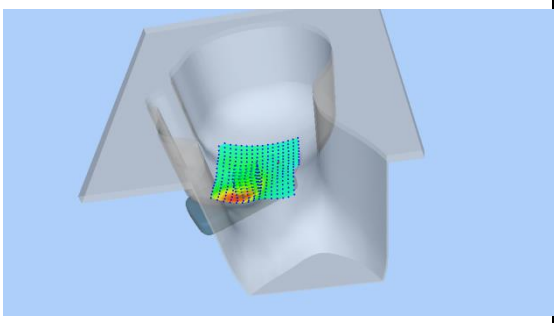	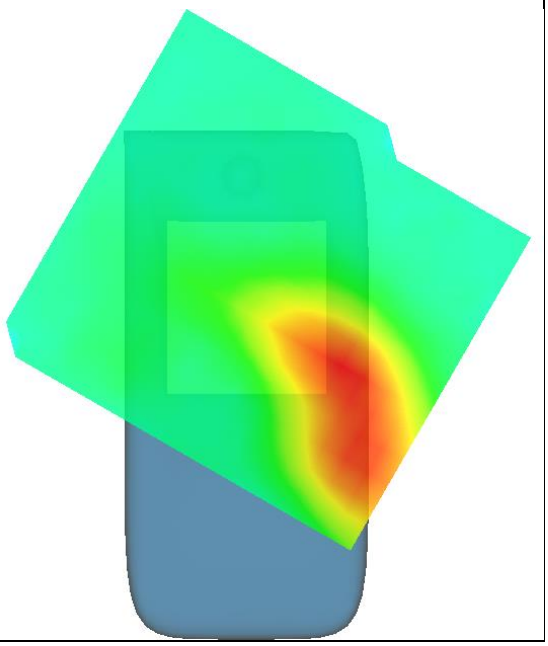

Any report having not been signed by authorized approver, or having been altered without authorization, or having not been stamped by the "Dedicated Testing/Inspection Stamp" is deemed to be invalid. Copying or excerpting portion of, or altering the content of the report is not permitted without the written authorization of AGC. The test results presented in the report apply only to the tested sample. Any objections to report issued by AGC should be submitted to AGC within 15days after the issuance of the test report. Further enquiry of validity or verification of the test report should be addressed to AGC by agc01@agccert.com.

Test Laboratory: AGC Lab **Date: Aug. 23,2022**
LTE Band 2 Mid-Body-Back (1 RB#0)
DUT: TD-LTE wireless data terminal; Type: T6

Communication System: LTE; Communication System Band: LTE Band 2; Duty Cycle:1:1; Conv.F=1.77; Frequency:1880MHz; Medium parameters used: f = 1800 MHz; σ= 1.34 mho/m; εr =41.37; ρ= 1000 kg/m³ ; Phantom section: Flat Section
Ambient temperature (℃): 21.6, Liquid temperature (℃): 21.4

SATIMO Configuration:

- Probe: SSE2; Calibrated: Apr. 13, 2022; Serial No.: SN 13/22 EPGO368
- Sensor-Surface: 4mm (Mechanical Surface Detection)
- Phantom: SAM twin phantom
- Measurement SW: OpenSAR V4_02_35

Configuration/ LTE Band 2 Mid-Body-Back/Area Scan: Measurement grid: dx=8mm, dy=8mm
Configuration/ LTE Band 2 Mid-Body-Back/Zoom Scan: Measurement grid: dx=8mm,dy=8mm, dz=5m;

Area Scan	surf_sam_plan.txt, h= 5.00 mm
Zoom Scan	5x5x7,dx=8mm dy=8mm dz=5mm
Phantom	Validation plane
Device Position	Body Back
Band	LTE Band 2
Channels	Middle
Signal	OFDM (Crest factor: 1.0)

SURFACE SAR	VOLUME SAR
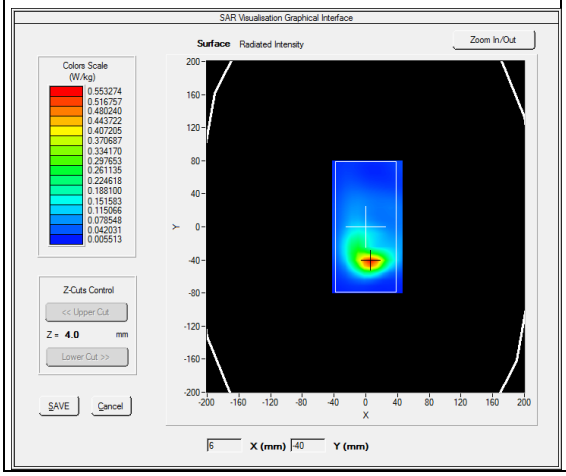	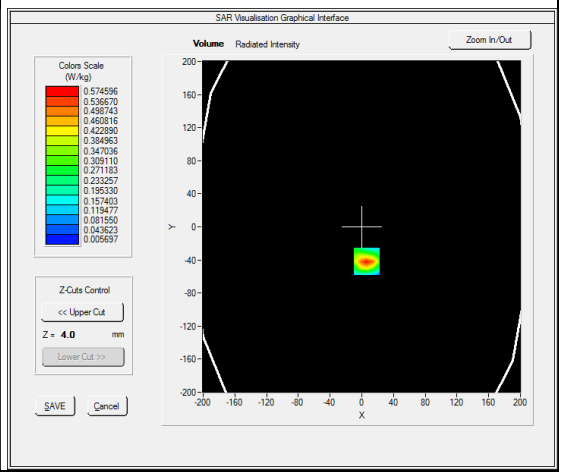

Maximum location: X=6.00, Y=-42.00
SAR Peak: 0.92 W/kg

SAR 10g (W/Kg)	0.258537
SAR 1g (W/Kg)	0.529857

Any report having not been signed by authorized approver, or having been altered without authorization, or having not been stamped by the "Dedicated Testing/Inspection Stamp" is deemed to be invalid. Copying or excerpting portion of, or altering the content of the report is not permitted without the written authorization of AGC. The test results presented in the report apply only to the tested sample. Any objections to report issued by AGC should be submitted to AGC within 15days after the issuance of the test report. Further enquiry of validity or verification of the test report should be addressed to AGC by agc01@agccert.com.

Z (mm)	0.00	4.00	9.00	14.00	19.00	24.00	29.00
SAR (W/Kg)	0.9273	0.5746	0.3054	0.1695	0.0927	0.0517	0.0287

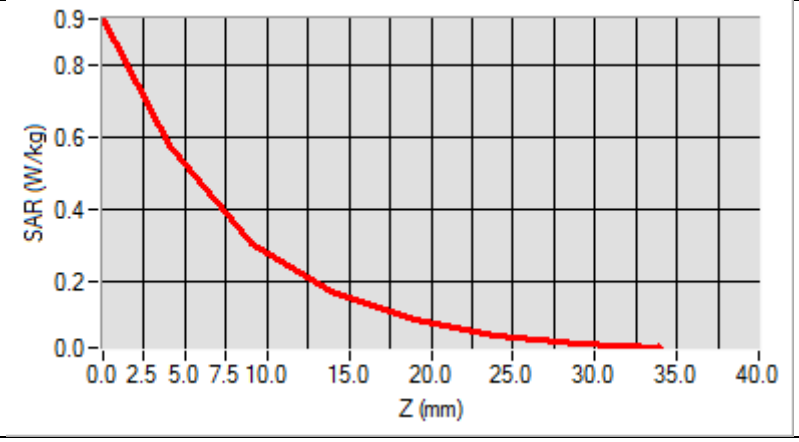

3D screen shot	Hot spot position
	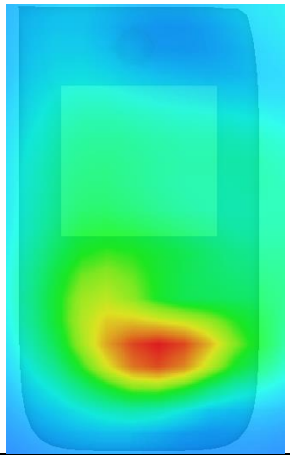

Any report having not been signed by authorized approver, or having been altered without authorization, or having not been stamped by the "Dedicated Testing/Inspection Stamp" is deemed to be invalid. Copying or excerpting portion of, or altering the content of the report is not permitted without the written authorization of AGC. The test results presented in the report apply only to the tested sample. Any objections to report issued by AGC should be submitted to AGC within 15days after the issuance of the test report. Further enquiry of validity or verification of the test report should be addressed to AGC by agc01@agccert.com.

Test Laboratory: AGC Lab **Date: Aug. 25,2022**
LTE Band 4 Mid-Touch-Right (1 RB#0)
DUT: TD-LTE wireless data terminal; Type: T6

Communication System: LTE; Communication System Band: LTE Band 4; Duty Cycle:1:1; Conv.F=1.73; Frequency:1732.5 MHz; Medium parameters used: f =1750 MHz; σ= 1.39 mho/m; εr =40.32; ρ= 1000 kg/m³ ;
Phantom section: Right Section
Ambient temperature (℃): 21.6, Liquid temperature (℃): 21.3

SATIMO Configuration:

- Probe: SSE2; Calibrated: Apr. 13, 2022; Serial No.: SN 13/22 EPGO368
- Sensor-Surface: 4mm (Mechanical Surface Detection)
- Phantom: SAM twin phantom
- Measurement SW: OpenSAR V4_02_35

Configuration/ LTE Band 4 Mid- Touch-Right /Area Scan: Measurement grid: dx=8mm, dy=8mm
Configuration/ LTE Band 4 Mid- Touch-Right /Zoom Scan: Measurement grid: dx=8mm,dy=8mm, dz=5mm;

Area Scan	dx=8mm dy=8mm, h= 5.00 mm
Zoom Scan	5x5x7,dx=8mm dy=8mm dz=5mm
Phantom	Right head
Device Position	Cheek
Band	LTE Band 4
Channels	Middle
Signal	OFDM (Crest factor: 1.0)

SURFACE SAR	VOLUME SAR
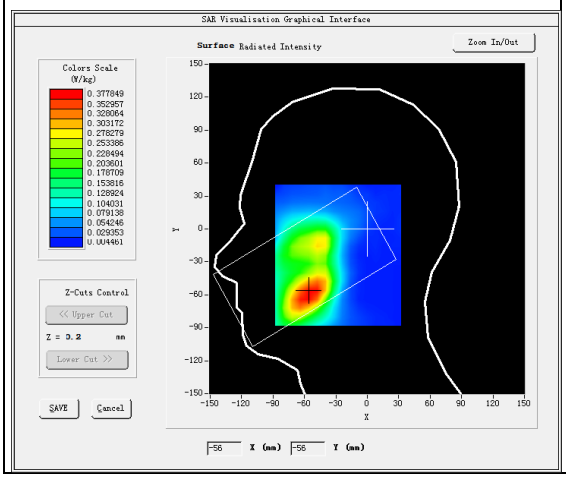	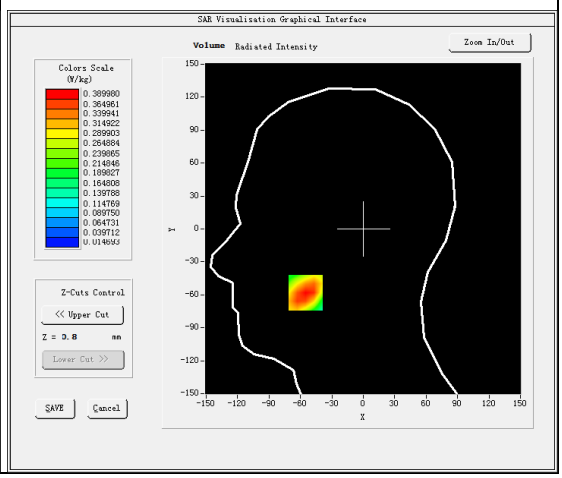

Maximum location: X=-55.00, Y=-58.00
SAR Peak: 0.59 W/kg

SAR 10g (W/Kg)	0.220534
SAR 1g (W/Kg)	0.373672

Any report having not been signed by authorized approver, or having been altered without authorization, or having not been stamped by the "Dedicated Testing/Inspection Stamp" is deemed to be invalid. Copying or excerpting portion of, or altering the content of the report is not permitted without the written authorization of AGC. The test results presented in the report apply only to the tested sample. Any objections to report issued by AGC should be submitted to AGC within 15days after the issuance of the test report. Further enquiry of validity or verification of the test report should be addressed to AGC by agc01@agccert.com.

Z (mm)	0.00	4.00	9.00	14.00	19.00	24.00	29.00
SAR (W/Kg)	0.5702	0.3900	0.2394	0.1547	0.0976	0.0621	0.0427

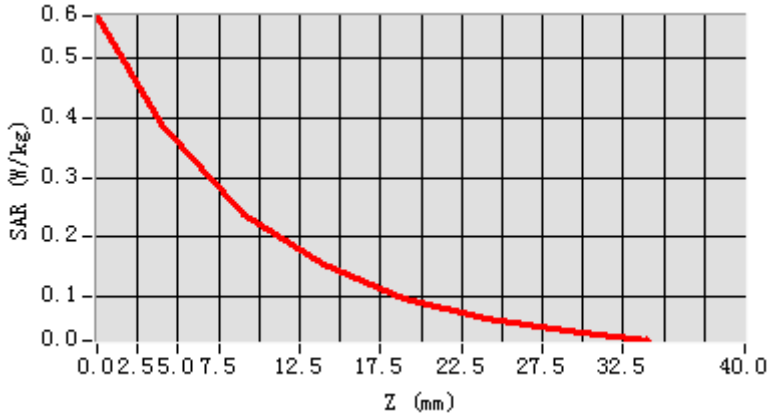

3D screen shot	Hot spot position
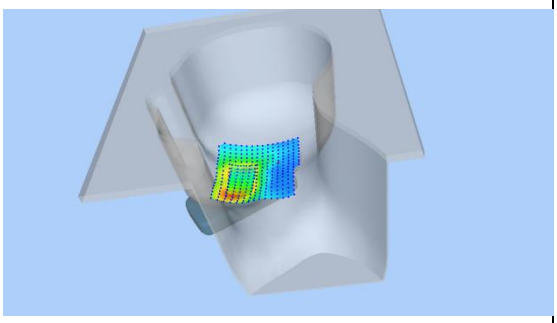	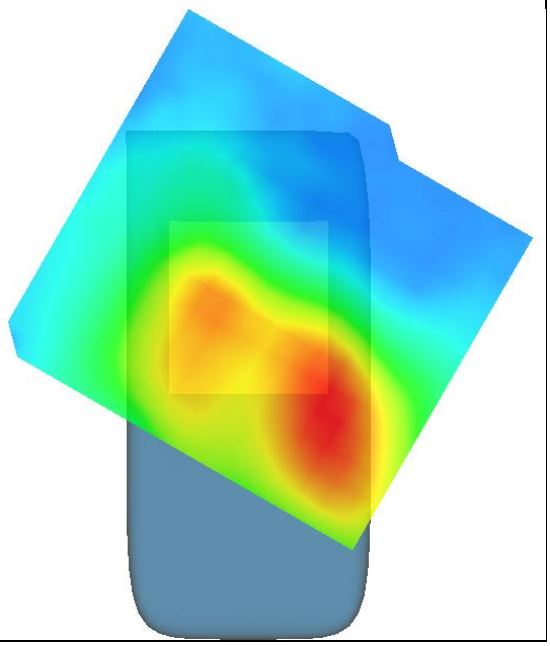

Any report having not been signed by authorized approver, or having been altered without authorization, or having not been stamped by the "Dedicated Testing/Inspection Stamp" is deemed to be invalid. Copying or excerpting portion of, or altering the content of the report is not permitted without the written authorization of AGC. The test results presented in the report apply only to the tested sample. Any objections to report issued by AGC should be submitted to AGC within 15days after the issuance of the test report. Further enquiry of validity or verification of the test report should be addressed to AGC by agc01@agccert.com.

Test Laboratory: AGC Lab **Date: Aug. 25,2022**
LTE Band 4 Mid-Body-Back (1 RB#0)
DUT: TD-LTE wireless data terminal; Type: T6

Communication System: LTE; Communication System Band: LTE Band 4; Duty Cycle:1:1; Conv.F=1.73; Frequency:1732.5 MHz; Medium parameters used: f = 1800 MHz; σ= 1.39 mho/m; εr =40.32; ρ= 1000 kg/m³ ;
Phantom section: Flat Section
Ambient temperature (℃): 21.6, Liquid temperature (℃): 21.3

SATIMO Configuration:

- Probe: SSE2; Calibrated: Apr. 13, 2022; Serial No.: SN 13/22 EPGO368
- Sensor-Surface: 4mm (Mechanical Surface Detection)
- Phantom: SAM twin phantom
- Measurement SW: OpenSAR V4_02_35

Configuration/ LTE Band 4 Mid-Body-Back/Area Scan: Measurement grid: dx=8mm, dy=8mm
Configuration/ LTE Band 4 Mid-Body-Back/Zoom Scan: Measurement grid: dx=8mm,dy=8mm, dz=5m;

Area Scan	surf_sam_plan.txt, h= 5.00 mm
Zoom Scan	5x5x7,dx=8mm dy=8mm dz=5mm
Phantom	Validation plane
Device Position	Body Back
Band	LTE Band 4
Channels	Middle
Signal	OFDM (Crest factor: 1.0)

SURFACE SAR	VOLUME SAR
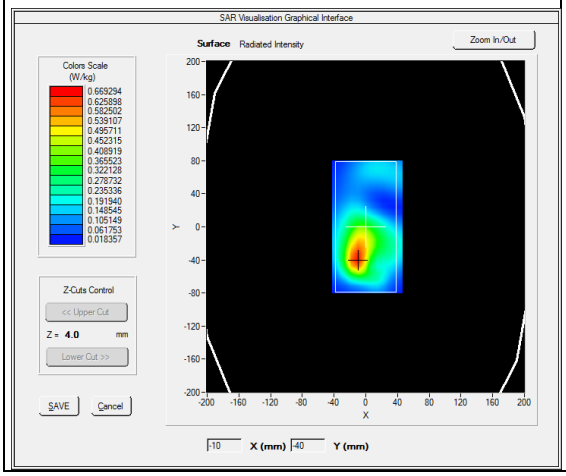	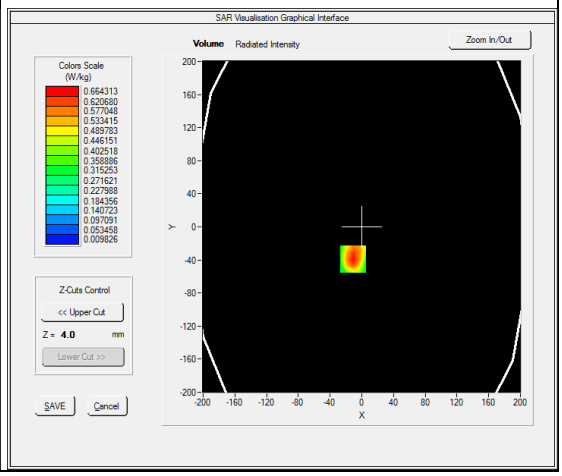

Maximum location: X=-11.00, Y=-39.00
SAR Peak: 1.03 W/kg

SAR 10g (W/Kg)	0.351946
SAR 1g (W/Kg)	0.633842

Any report having not been signed by authorized approver, or having been altered without authorization, or having not been stamped by the "Dedicated Testing/Inspection Stamp" is deemed to be invalid. Copying or excerpting portion of, or altering the content of the report is not permitted without the written authorization of AGC. The test results presented in the report apply only to the tested sample. Any objections to report issued by AGC should be submitted to AGC within 15days after the issuance of the test report. Further enquiry of validity or verification of the test report should be addressed to AGC by agc01@agccert.com.

Z (mm)	0.00	4.00	9.00	14.00	19.00	24.00	29.00
SAR (W/Kg)	1.0298	0.6643	0.3739	0.2160	0.1225	0.0705	0.0407

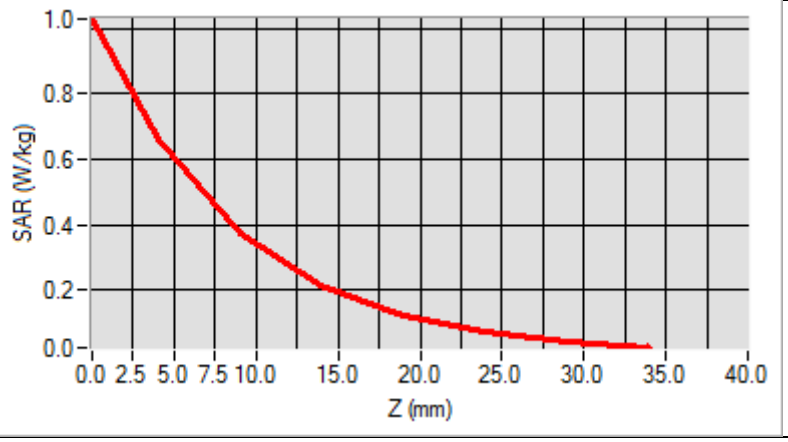

3D screen shot	Hot spot position
	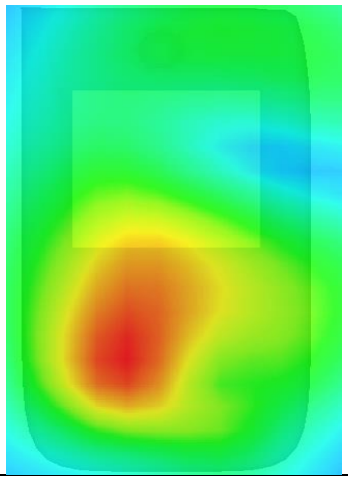

Any report having not been signed by authorized approver, or having been altered without authorization, or having not been stamped by the "Dedicated Testing/Inspection Stamp" is deemed to be invalid. Copying or excerpting portion of, or altering the content of the report is not permitted without the written authorization of AGC. The test results presented in the report apply only to the tested sample. Any objections to report issued by AGC should be submitted to AGC within 15days after the issuance of the test report. Further enquiry of validity or verification of the test report should be addressed to AGC by agc01@agccert.com.

Test Laboratory: AGC Lab **Date: Aug. 22,2022**
LTE Band 5 Mid-Touch-Right (1 RB#0)
DUT: TD-LTE wireless data terminal; Type: T6

Communication System: LTE; Communication System Band: LTE Band 5; Duty Cycle:1:1; Conv.F=1.42
Frequency: 836.5 MHz; Medium parameters used: f = 835 MHz; σ=0.93 mho/m; εr =40.77; ρ= 1000 kg/m³ ;
Phantom section: Right Section
Ambient temperature (℃): 22.2, Liquid temperature (℃): 22.0

SATIMO Configuration:
Probe: SSE2; Calibrated: Apr. 13, 2022; Serial No.: SN 13/22 EPGO368

- Sensor-Surface: 4mm (Mechanical Surface Detection)
- Phantom: SAM twin phantom
- Measurement SW: OpenSAR V4_02_35

Configuration/ LTE Band 5 Mid- Touch-Right /Area Scan: Measurement grid: dx=8mm, dy=8mm
Configuration/ LTE Band 5 Mid- Touch-Right /Zoom Scan: Measurement grid: dx=8mm,dy=8mm, dz=5mm;

Area Scan	dx=8mm dy=8mm, h= 5.00 mm
Zoom Scan	5x5x7,dx=8mm dy=8mm dz=5mm
Phantom	Right head
Device Position	Cheek
Band	LTE Band 5
Channels	Middle
Signal	OFDM (Crest factor: 1.0)

SURFACE SAR	VOLUME SAR
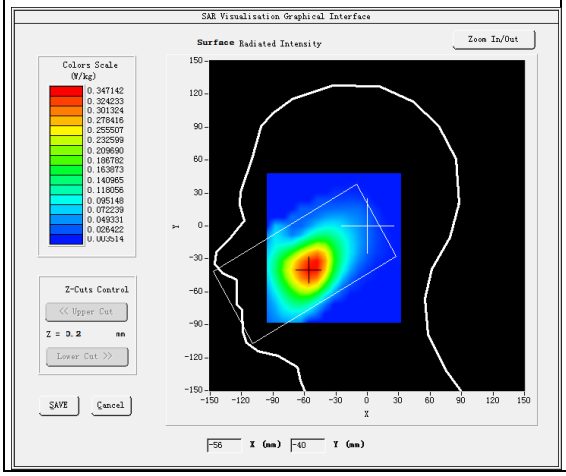	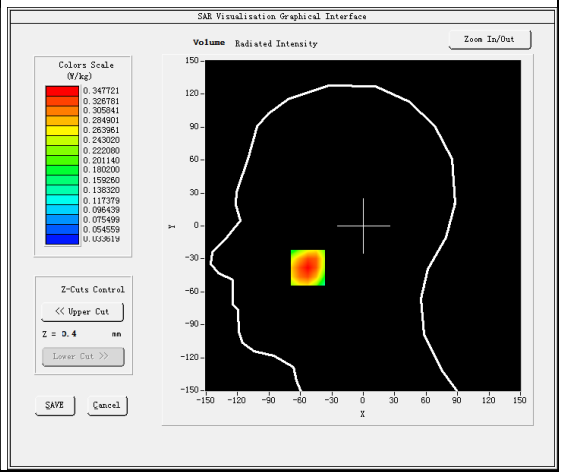

Maximum location: X=-53.00, Y=-38.00
SAR Peak: 0.43 W/kg

SAR 10g (W/Kg)	0.238338
SAR 1g (W/Kg)	0.334073

Any report having not been signed by authorized approver, or having been altered without authorization, or having not been stamped by the "Dedicated Testing/Inspection Stamp" is deemed to be invalid. Copying or excerpting portion of, or altering the content of the report is not permitted without the written authorization of AGC. The test results presented in the report apply only to the tested sample. Any objections to report issued by AGC should be submitted to AGC within 15days after the issuance of the test report. Further enquiry of validity or verification of the test report should be addressed to AGC by agc01@agccert.com.

Z (mm)	0.00	4.00	9.00	14.00	19.00	24.00	29.00
SAR (W/Kg)	0.4224	0.3477	0.2701	0.2135	0.1609	0.1229	0.0917

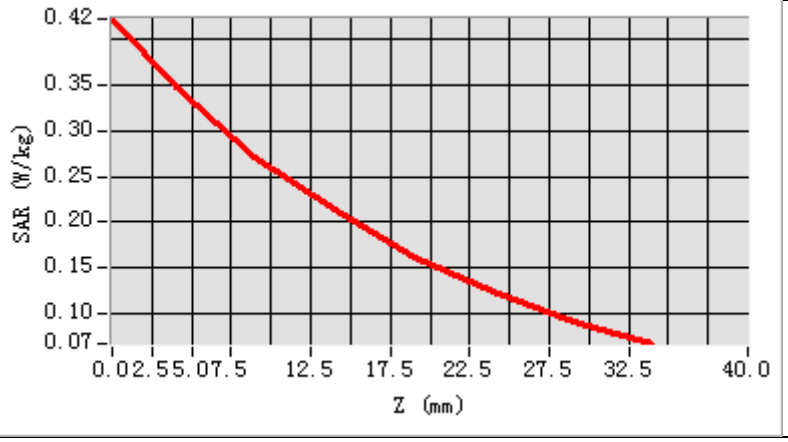

3D screen shot	Hot spot position
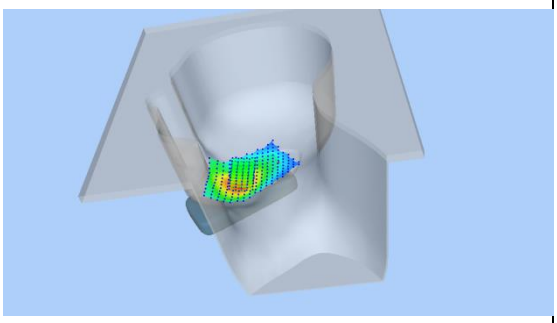	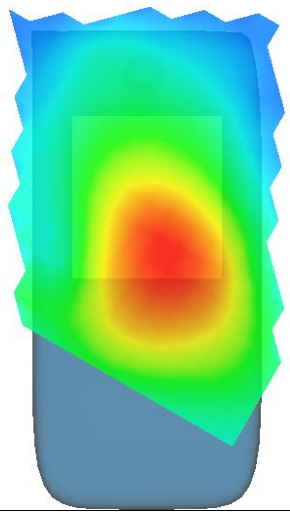

Any report having not been signed by authorized approver, or having been altered without authorization, or having not been stamped by the "Dedicated Testing/Inspection Stamp" is deemed to be invalid. Copying or excerpting portion of, or altering the content of the report is not permitted without the written authorization of AGC. The test results presented in the report apply only to the tested sample. Any objections to report issued by AGC should be submitted to AGC within 15days after the issuance of the test report. Further enquiry of validity or verification of the test report should be addressed to AGC by agc01@agccert.com.

Test Laboratory: AGC Lab **Date: Aug. 22,2022**
LTE Band 5 Mid-Body-Back (1 RB#0)
DUT: TD-LTE wireless data terminal; Type: T6

Communication System: LTE; Communication System Band: LTE Band 5; Duty Cycle:1:1; Conv.F=1.42
Frequency:836.5 MHz; Medium parameters used: f = 835 MHz; σ=0.93mho/m; εr =40.77; ρ= 1000 kg/m³ ;
Phantom section: Flat Section
Ambient temperature (℃): 22.2, Liquid temperature (℃): 22.0

SATIMO Configuration:

- Probe: SSE2; Calibrated: Apr. 13, 2022; Serial No.: SN 13/22 EPGO368
- Sensor-Surface: 4mm (Mechanical Surface Detection)
- Phantom: SAM twin phantom
- Measurement SW: OpenSAR V4_02_35

Configuration/ LTE Band 5 Mid-Body-Back/Area Scan: Measurement grid: dx=8mm, dy=8mm
Configuration/ LTE Band 5 Mid-Body-Back/Zoom Scan: Measurement grid: dx=8mm,dy=8mm, dz=5m;

Area Scan	surf_sam_plan.txt, h= 5.00 mm
Zoom Scan	5x5x7,dx=8mm dy=8mm dz=5mm
Phantom	Validation plane
Device Position	Body Back
Band	LTE Band 5
Channels	Middle
Signal	OFDM (Crest factor: 1.0)

SURFACE SAR	VOLUME SAR
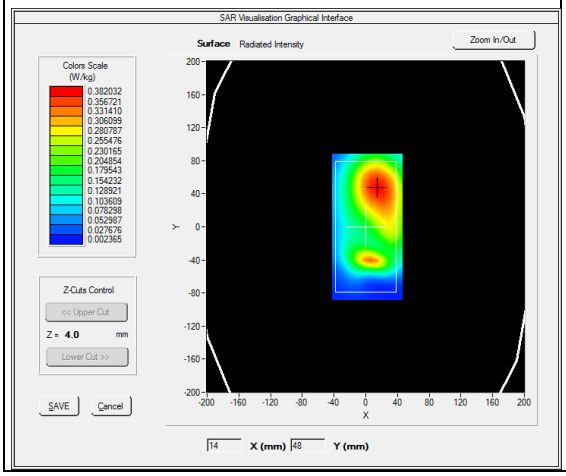	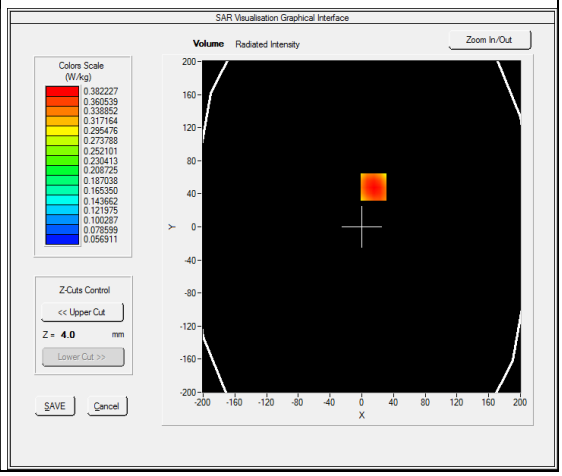

Maximum location: X=15.00, Y=48.00
SAR Peak: 0.47 W/kg

SAR 10g (W/Kg)	0.278112
SAR 1g (W/Kg)	0.371628

Any report having not been signed by authorized approver, or having been altered without authorization, or having not been stamped by the "Dedicated Testing/Inspection Stamp" is deemed to be invalid. Copying or excerpting portion of, or altering the content of the report is not permitted without the written authorization of AGC. The test results presented in the report apply only to the tested sample. Any objections to report issued by AGC should be submitted to AGC within 15days after the issuance of the test report. Further enquiry of validity or verification of the test report should be addressed to AGC by agc01@agccert.com.

Z (mm)	0.00	4.00	9.00	14.00	19.00	24.00	29.00
SAR (W/Kg)	0.4733	0.3822	0.2952	0.2287	0.1793	0.1362	0.1064

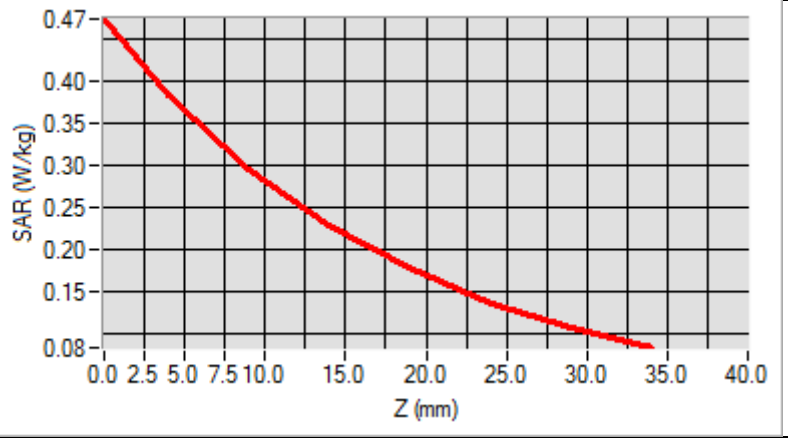

3D screen shot	Hot spot position
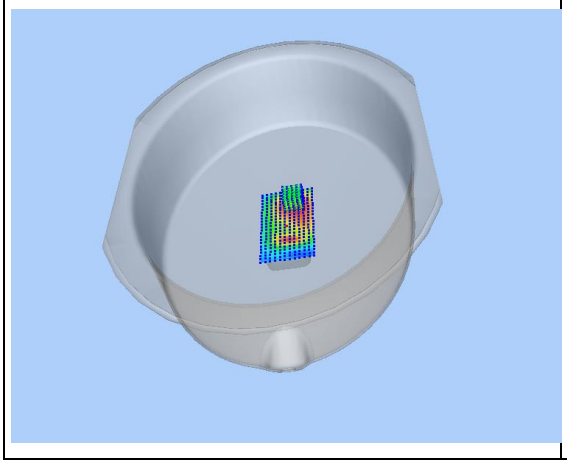	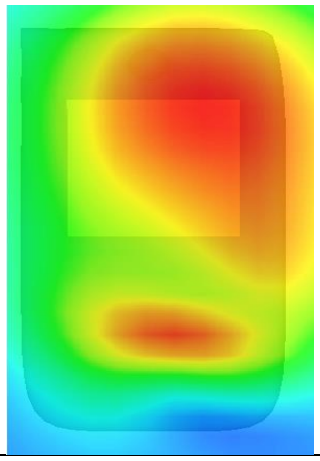

Any report having not been signed by authorized approver, or having been altered without authorization, or having not been stamped by the "Dedicated Testing/Inspection Stamp" is deemed to be invalid. Copying or excerpting portion of, or altering the content of the report is not permitted without the written authorization of AGC. The test results presented in the report apply only to the tested sample. Any objections to report issued by AGC should be submitted to AGC within 15days after the issuance of the test report. Further enquiry of validity or verification of the test report should be addressed to AGC by agc01@agccert.com.

Test Laboratory: AGC Lab **Date: Aug. 26,2022**
LTE Band 7 Mid-Touch-Right (1RB#0)
DUT: TD-LTE wireless data terminal; Type: T6

Communication System: LTE; Communication System Band: LTE Band 7; Duty Cycle:1:1; Conv.F=1.82
Frequency: 2535MHz; Medium parameters used: f =2600 MHz; σ=1.82 mho/m; εr =41.69; ρ= 1000 kg/m³ ;
Phantom section: Right Section
Ambient temperature (℃): 22.4, Liquid temperature (℃): 22.2

SATIMO Configuration:

- Probe: SSE2; Calibrated: Apr. 13, 2022; Serial No.: SN 13/22 EPGO368
- Sensor-Surface: 4mm (Mechanical Surface Detection)
- Phantom: SAM twin phantom
- Measurement SW: OpenSAR V4_02_35

Configuration/ LTE BAND 7 Mid-Touch-Right/Area Scan: Measurement grid: dx=8mm, y=8mm
Configuration/ LTE BAND 7 Mid-Touch-Right/Zoom Scan: Measurement grid: dx=5mm, dy=5mm, dz=5mm

Area Scan	dx=8mm dy=8mm, h= 5.00 mm
ZoomScan	7x7x7,dx=5mm dy=5mm dz=5mm
Phantom	Right head
Device Position	Cheek
Band	LTE BAND 7
Channels	Middle
Signal	OFDM (Crest factor: 1.0)

SURFACE SAR	**VOLUME SAR**
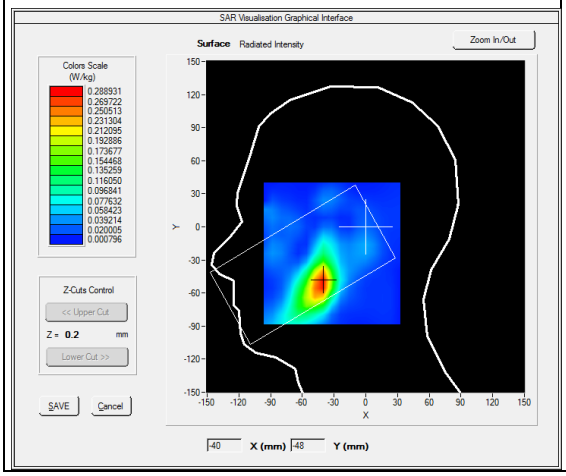	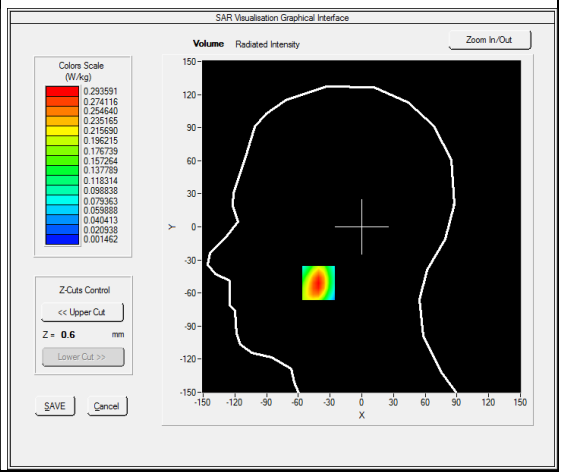

Maximum location: X=-41.00, Y=-51.00
SAR Peak: 0.46 W/kg

SAR 10g (W/Kg)	0.137839
SAR 1g (W/Kg)	0.270552

Any report having not been signed by authorized approver, or having been altered without authorization, or having not been stamped by the "Dedicated Testing/Inspection Stamp" is deemed to be invalid. Copying or excerpting portion of, or altering the content of the report is not permitted without the written authorization of AGC. The test results presented in the report apply only to the tested sample. Any objections to report issued by AGC should be submitted to AGC within 15days after the issuance of the test report. Further enquiry of validity or verification of the test report should be addressed to AGC by agc01@agccert.com.

Z (mm)	0.00	4.00	9.00	14.00	19.00	24.00	29.00
SAR (W/Kg)	0.4599	0.2936	0.1616	0.0887	0.0480	0.0261	0.0142

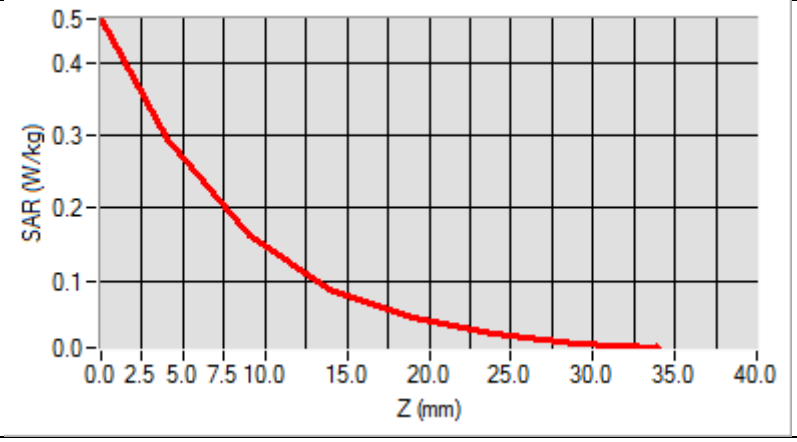

3D screen shot	Hot spot position
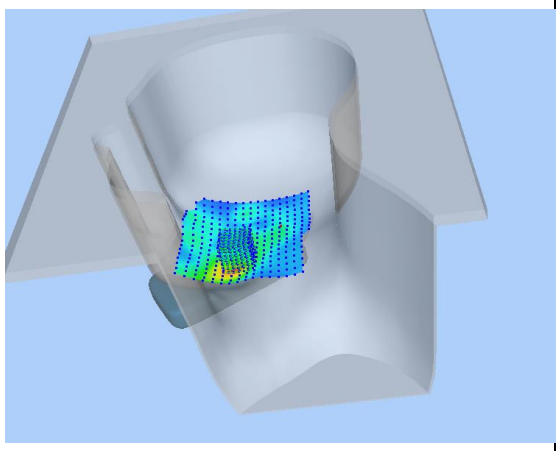	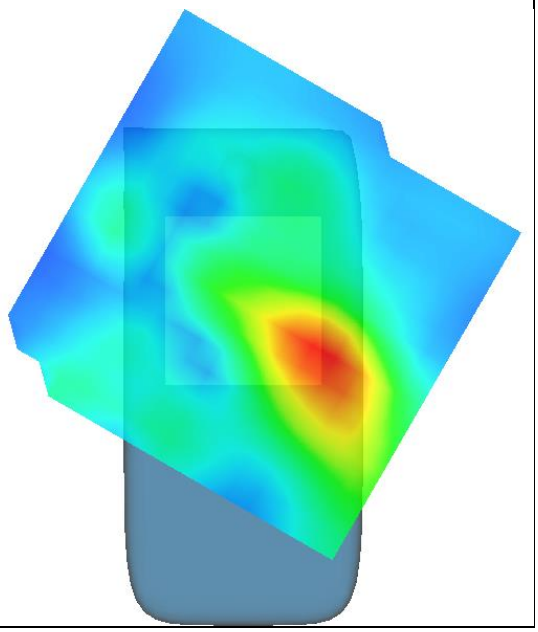

Any report having not been signed by authorized approver, or having been altered without authorization, or having not been stamped by the "Dedicated Testing/Inspection Stamp" is deemed to be invalid. Copying or excerpting portion of, or altering the content of the report is not permitted without the written authorization of AGC. The test results presented in the report apply only to the tested sample. Any objections to report issued by AGC should be submitted to AGC within 15days after the issuance of the test report. Further enquiry of validity or verification of the test report should be addressed to AGC by agc01@agccert.com.

Test Laboratory: AGC Lab **Date: Aug. 26,2022**
LTE Band 7 Mid-Body-Back (1RB#0)
DUT: TD-LTE wireless data terminal; Type: T6

Communication System: LTE; Communication System Band: LTE Band 7; Duty Cycle:1:1; Conv.F=1.82
Frequency: 2535MHz; Medium parameters used: f =2600 MHz; σ=1.82 mho/m; εr =41.69; ρ= 1000 kg/m³ ;
Phantom section: Flat Section
Ambient temperature (℃): 22.4, Liquid temperature (℃): 22.2

SATIMO Configuration:

- Probe: SSE2; Calibrated: Apr. 13, 2022; Serial No.: SN 13/22 EPGO368
- Sensor-Surface: 4mm (Mechanical Surface Detection)
- Phantom: SAM twin phantom
- Measurement SW: OpenSAR V4_02_35

Configuration/ LTE BAND 7 Mid-Body-Back /Area Scan: Measurement grid: dx=10mm, y=10mm
Configuration/ LTE BAND 7 Mid-Body-Back /Zoom Scan: Measurement grid: dx=5mm, dy=5mm, dz=5mm

Area Scan	surf_sam_plan.txt, h= 5.00 mm
ZoomScan	7x7x7,dx=5mm dy=5mm dz=5mm
Phantom	Validation plane
Device Position	Body Back
Band	LTE BAND 7
Channels	Middle
Signal	OFDM (Crest factor: 1.0)

SURFACE SAR	**VOLUME SAR**
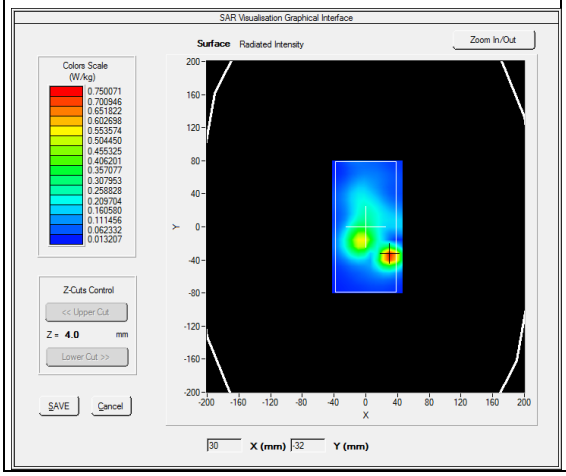	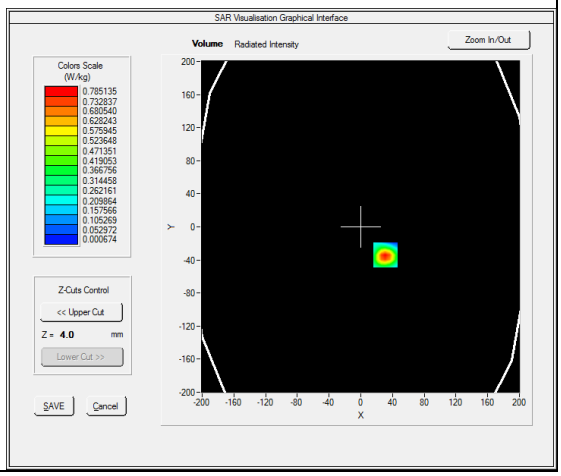

Maximum location: X=31.00, Y=-34.00
SAR Peak: 1.33 W/kg

SAR 10g (W/Kg)	0.319421
SAR 1g (W/Kg)	0.714495

Z (mm)	**0.00**	**4.00**	**9.00**	**14.00**	**19.00**	**24.00**	**29.00**

Any report having not been signed by authorized approver, or having been altered without authorization, or having not been stamped by the "Dedicated Testing/Inspection Stamp" is deemed to be invalid. Copying or excerpting portion of, or altering the content of the report is not permitted without the written authorization of AGC. The test results presented in the report apply only to the tested sample. Any objections to report issued by AGC should be submitted to AGC within 15days after the issuance of the test report. Further enquiry of validity or verification of the test report should be addressed to AGC by agc01@agccert.com.

SAR (W/Kg)	1.3470	0.7851	0.3739	0.1776	0.0856	0.0411	0.0201

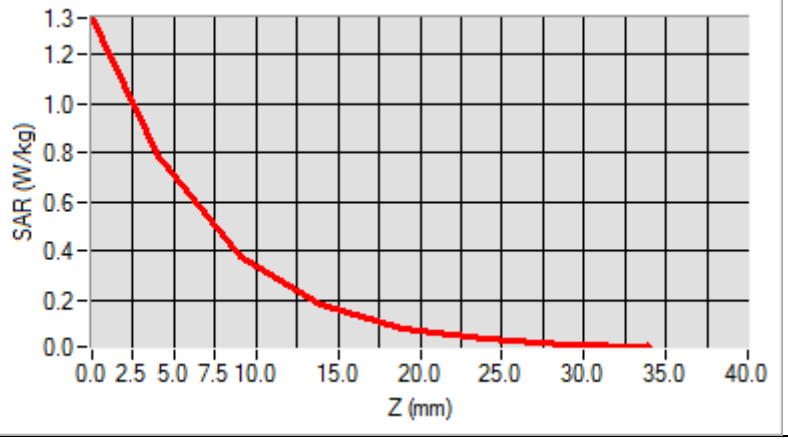

3D screen shot	Hot spot position
	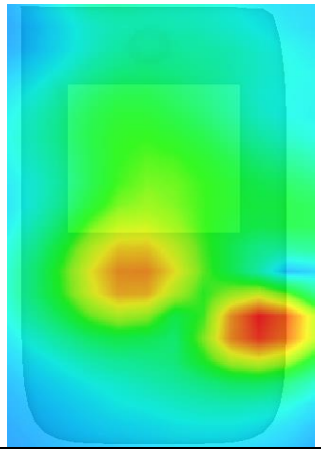

Any report having not been signed by authorized approver, or having been altered without authorization, or having not been stamped by the "Dedicated Testing/Inspection Stamp" is deemed to be invalid. Copying or excerpting portion of, or altering the content of the report is not permitted without the written authorization of AGC. The test results presented in the report apply only to the tested sample. Any objections to report issued by AGC should be submitted to AGC within 15days after the issuance of the test report. Further enquiry of validity or verification of the test report should be addressed to AGC by agc01@agccert.com.

Test Laboratory: AGC Lab **Date: Aug. 27,2022**
LTE Band 17 Mid-Touch-Right (1 RB#0)
DUT: TD-LTE wireless data terminal; Type: T6

Communication System: LTE; Communication System Band: LTE Band 17; Duty Cycle:1:1; Conv.F=1.39
Frequency: 710 MHz; Medium parameters used: f = 750 MHz; σ=0.89 mho/m; εr =43.22; ρ= 1000 kg/m³ ;
Phantom section: Right Section
Ambient temperature (℃): 21.9, Liquid temperature (℃): 21.6

SATIMO Configuration:

- Probe: SSE2; Calibrated: Apr. 13, 2022; Serial No.: SN 13/22 EPGO368
- Sensor-Surface: 4mm (Mechanical Surface Detection)
- Phantom: SAM twin phantom
- Measurement SW: OpenSAR V4_02_35

Configuration/ LTE Band 17 Mid- Touch-Right /Area Scan: Measurement grid: dx=8mm, dy=8mm
Configuration/ LTE Band 17 Mid- Touch-Right /Zoom Scan: Measurement grid: dx=8mm,dy=8mm, dz=5mm;

Area Scan	dx=8mm dy=8mm, h= 5.00 mm
Zoom Scan	5x5x7,dx=8mm dy=8mm dz=5mm
Phantom	Right head
Device Position	Cheek
Band	LTE Band 17
Channels	Middle
Signal	OFDM (Crest factor: 1.0)

SURFACE SAR	VOLUME SAR
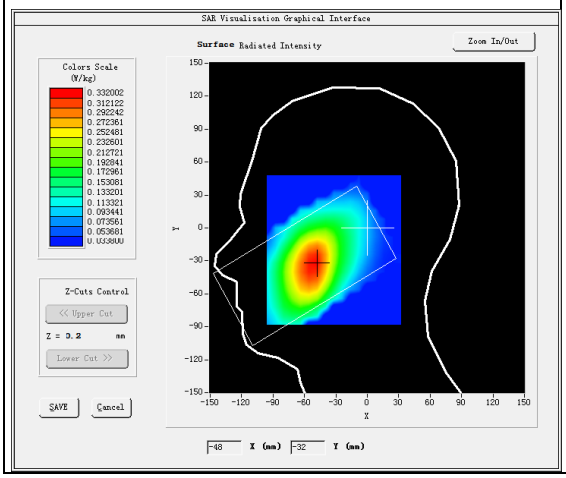	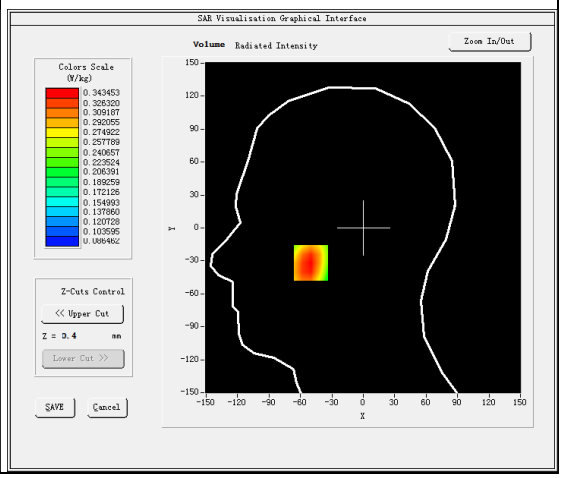

Maximum location: X=-50.00, Y=-32.00
SAR Peak: 0.40 W/kg

SAR 10g (W/Kg)	0.272283
SAR 1g (W/Kg)	0.342207

Any report having not been signed by authorized approver, or having been altered without authorization, or having not been stamped by the "Dedicated Testing/Inspection Stamp" is deemed to be invalid. Copying or excerpting portion of, or altering the content of the report is not permitted without the written authorization of AGC. The test results presented in the report apply only to the tested sample. Any objections to report issued by AGC should be submitted to AGC within 15days after the issuance of the test report. Further enquiry of validity or verification of the test report should be addressed to AGC by agc01@agccert.com.

Z (mm)	0.00	4.00	9.00	14.00	19.00	24.00	29.00
SAR (W/Kg)	0.3967	0.3435	0.2911	0.2470	0.2099	0.1769	0.1483

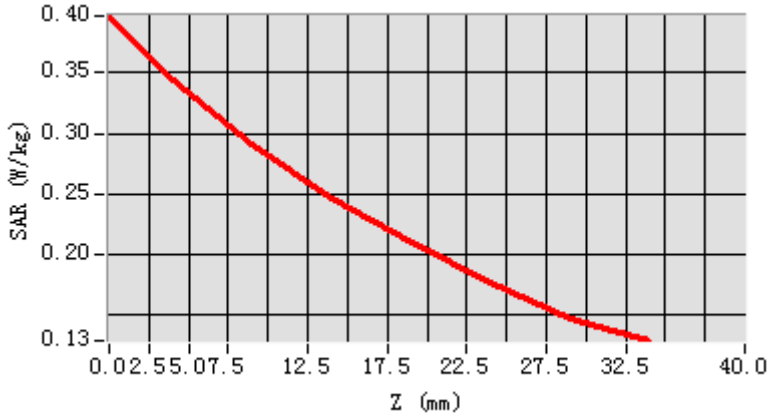

3D screen shot	Hot spot position
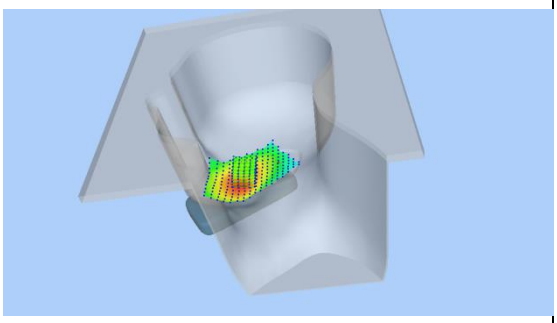	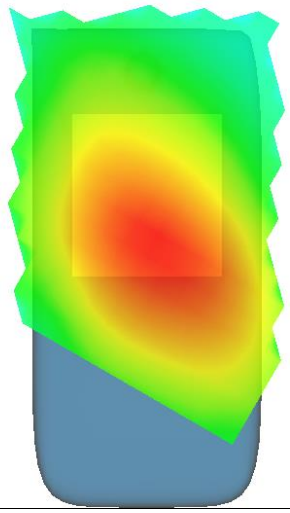

Any report having not been signed by authorized approver, or having been altered without authorization, or having not been stamped by the "Dedicated Testing/Inspection Stamp" is deemed to be invalid. Copying or excerpting portion of, or altering the content of the report is not permitted without the written authorization of AGC. The test results presented in the report apply only to the tested sample. Any objections to report issued by AGC should be submitted to AGC within 15days after the issuance of the test report. Further enquiry of validity or verification of the test report should be addressed to AGC by agc01@agccert.com.

Test Laboratory: AGC Lab **Date: Aug. 27,2022**
LTE Band 17 Mid-Body-Back (1 RB#0)
DUT: TD-LTE wireless data terminal; Type: T6

Communication System: LTE; Communication System Band: LTE Band 17; Duty Cycle:1:1; Conv.F=1.39;
Frequency: 710 MHz; Medium parameters used: f = 750 MHz; σ=0.89 mho/m; εr =43.22; ρ= 1000 kg/m³ ;
Phantom section: Flat Section
Ambient temperature (℃): 21.9, Liquid temperature (℃): 21.6

SATIMO Configuration:

- Probe: SSE2; Calibrated: Apr. 13, 2022; Serial No.: SN 13/22 EPGO368
- Sensor-Surface: 4mm (Mechanical Surface Detection)
- Phantom: SAM twin phantom
- Measurement SW: OpenSAR V4_02_35

Configuration/ LTE Band 17 Mid-Body-Back/Area Scan: Measurement grid: dx=8mm, dy=8mm
Configuration/ LTE Band 17 Mid-Body-Back/Zoom Scan: Measurement grid: dx=8mm,dy=8mm, dz=5m;

Area Scan	surf_sam_plan.txt, h= 5.00 mm
Zoom Scan	5x5x7,dx=8mm dy=8mm dz=5mm
Phantom	Validation plane
Device Position	Body Back
Band	LTE Band 17
Channels	Middle
Signal	OFDM (Crest factor: 1.0)

SURFACE SAR	VOLUME SAR
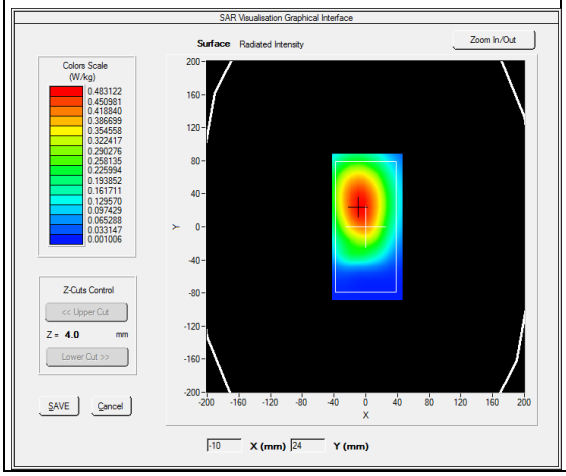	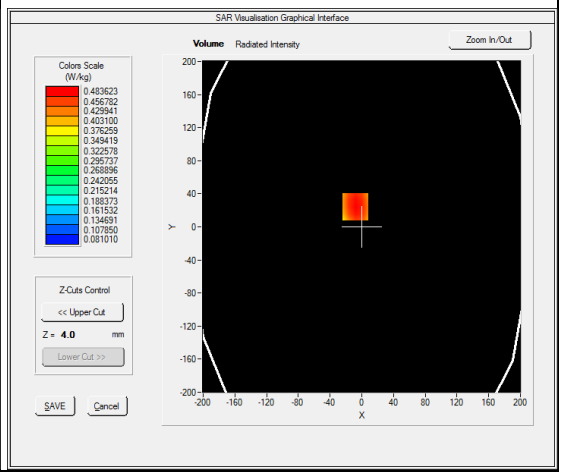

Maximum location: X=-8.00, Y=24.00
SAR Peak: 0.58 W/kg

SAR 10g (W/Kg)	0.380651
SAR 1g (W/Kg)	0.495290

Any report having not been signed by authorized approver, or having been altered without authorization, or having not been stamped by the "Dedicated Testing/Inspection Stamp" is deemed to be invalid. Copying or excerpting portion of, or altering the content of the report is not permitted without the written authorization of AGC. The test results presented in the report apply only to the tested sample. Any objections to report issued by AGC should be submitted to AGC within 15days after the issuance of the test report. Further enquiry of validity or verification of the test report should be addressed to AGC by agc01@agccert.com.

Z (mm)	0.00	4.00	9.00	14.00	19.00	24.00	29.00
SAR (W/Kg)	0.5776	0.4836	0.3849	0.3062	0.2450	0.1978	0.1613

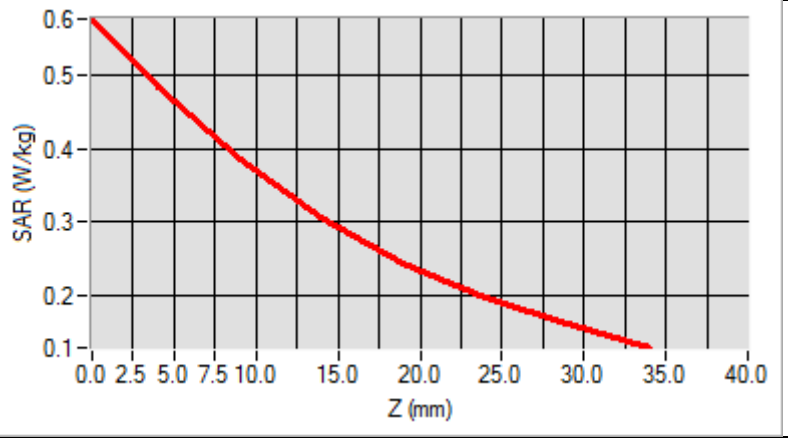

3D screen shot	Hot spot position
	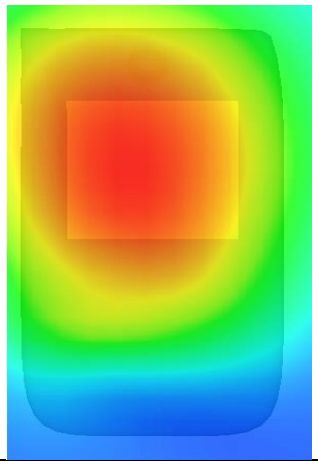

Any report having not been signed by authorized approver, or having been altered without authorization, or having not been stamped by the "Dedicated Testing/Inspection Stamp" is deemed to be invalid. Copying or excerpting portion of, or altering the content of the report is not permitted without the written authorization of AGC. The test results presented in the report apply only to the tested sample. Any objections to report issued by AGC should be submitted to AGC within 15days after the issuance of the test report. Further enquiry of validity or verification of the test report should be addressed to AGC by agc01@agccert.com.

Test Laboratory: AGC Lab **Date: Aug. 26,2022**
LTE Band 38 Mid-Touch-Left(1RB#0)
DUT: TD-LTE wireless data terminal; Type: T6

Communication System: LTE; Communication System Band: LTE Band 38; Duty Cycle:1:1.58; Conv.F=1.82
Frequency: 2595MHz; Medium parameters used: f =2600 MHz; σ=1.87 mho/m; εr =39.23; ρ= 1000 kg/m³ ;
Phantom section: Left Section
Ambient temperature (℃): 22.4, Liquid temperature (℃): 22.2

SATIMO Configuration:

- Probe: SSE2; Calibrated: Apr. 13, 2022; Serial No.: SN 13/22 EPGO368
- Sensor-Surface: 4mm (Mechanical Surface Detection)
- Phantom: SAM twin phantom
- Measurement SW: OpenSAR V4_02_35

Configuration/ LTE BAND 38 Mid-Touch- Left/Area Scan: Measurement grid: dx=8mm, y=8mm
Configuration/ LTE BAND 38 Mid-Touch- Left/Zoom Scan: Measurement grid: dx=5mm, dy=5mm, dz=5mm

Area Scan	dx=8mm dy=8mm, h= 5.00 mm
ZoomScan	7x7x7,dx=5mm dy=5mm dz=5mm
Phantom	Left head
Device Position	Cheek
Band	LTE BAND 38
Channels	Middle
Signal	Crest factor: 1..58

SURFACE SAR	**VOLUME SAR**
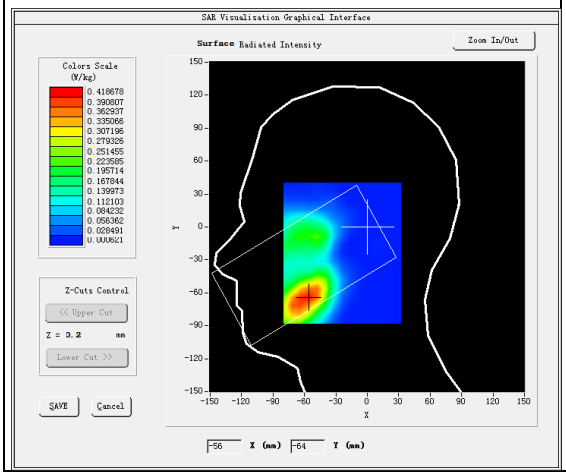	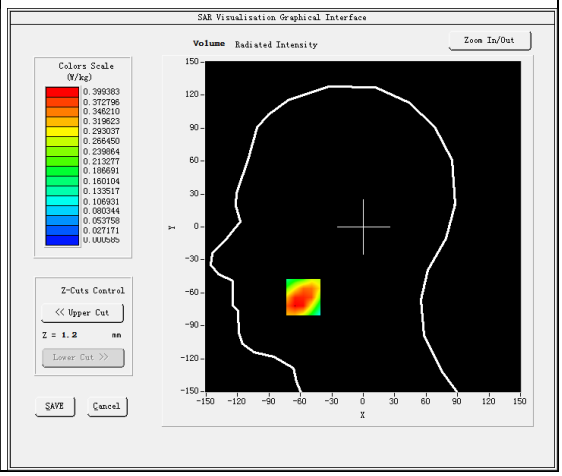

Maximum location: X=-57.00, Y=-64.00
SAR Peak: 0.63 W/kg

SAR 10g (W/Kg)	0.223794
SAR 1g (W/Kg)	0.310397

Any report having not been signed by authorized approver, or having been altered without authorization, or having not been stamped by the "Dedicated Testing/Inspection Stamp" is deemed to be invalid. Copying or excerpting portion of, or altering the content of the report is not permitted without the written authorization of AGC. The test results presented in the report apply only to the tested sample. Any objections to report issued by AGC should be submitted to AGC within 15days after the issuance of the test report. Further enquiry of validity or verification of the test report should be addressed to AGC by agc01@agccert.com.

Z (mm)	0.00	4.00	9.00	14.00	19.00	24.00	29.00
SAR (W/Kg)	0.6789	0.3994	0.2040	0.1495	0.0759	0.0553	0.0215

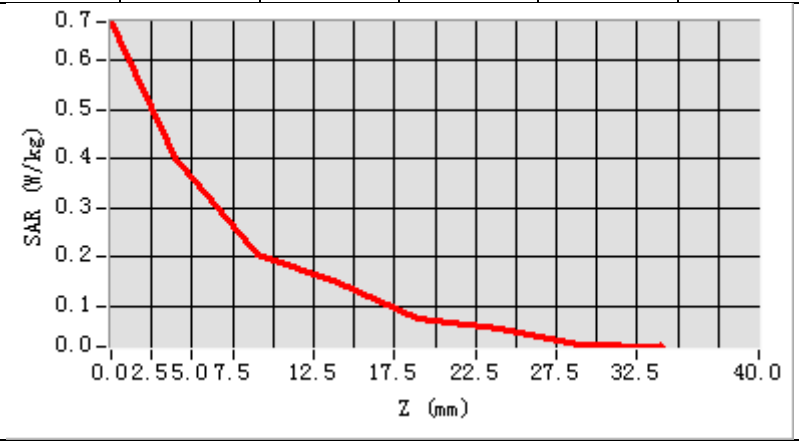

3D screen shot	Hot spot position
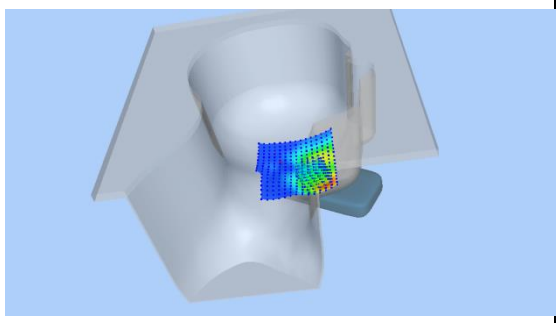	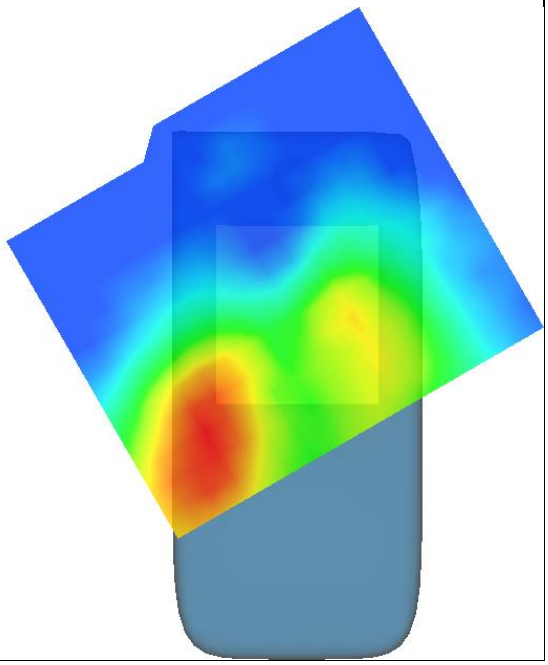

Any report having not been signed by authorized approver, or having been altered without authorization, or having not been stamped by the "Dedicated Testing/Inspection Stamp" is deemed to be invalid. Copying or excerpting portion of, or altering the content of the report is not permitted without the written authorization of AGC. The test results presented in the report apply only to the tested sample. Any objections to report issued by AGC should be submitted to AGC within 15days after the issuance of the test report. Further enquiry of validity or verification of the test report should be addressed to AGC by agc01@agccert.com.

Test Laboratory: AGC Lab **Date: Aug. 26,2022**
LTE Band 38 Mid-Body-Back (1RB#0)
DUT: TD-LTE wireless data terminal; Type: T6

Communication System: LTE; Communication System Band: LTE Band 38; Duty Cycle:1:1.58; Conv.F=1.82
Frequency: 2595MHz; Medium parameters used: f =2600 MHz; σ=1.87 mho/m; εr =39.23; ρ= 1000 kg/m³ ;
Phantom section: Flat Section
Ambient temperature (℃): 22.4, Liquid temperature (℃): 22.2

SATIMO Configuration:

- Probe: SSE2; Calibrated: Apr. 13, 2022; Serial No.: SN 13/22 EPGO368
- Sensor-Surface: 4mm (Mechanical Surface Detection)
- Phantom: SAM twin phantom
- Measurement SW: OpenSAR V4_02_35

Configuration/ LTE BAND 38 Mid-Body-Back /Area Scan: Measurement grid: dx=10mm, y=10mm
Configuration/ LTE BAND 38 Mid-Body-Back /Zoom Scan: Measurement grid: dx=5mm, dy=5mm, dz=5mm

Area Scan	surf_sam_plan.txt, h= 5.00 mm
ZoomScan	7x7x7,dx=5mm dy=5mm dz=5mm
Phantom	Validation plane
Device Position	Body Back
Band	LTE BAND 38
Channels	Middle
Signal	Crest factor: 1.58

SURFACE SAR	VOLUME SAR
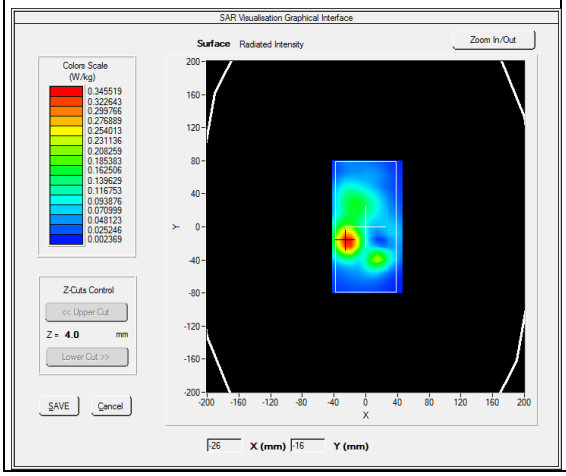	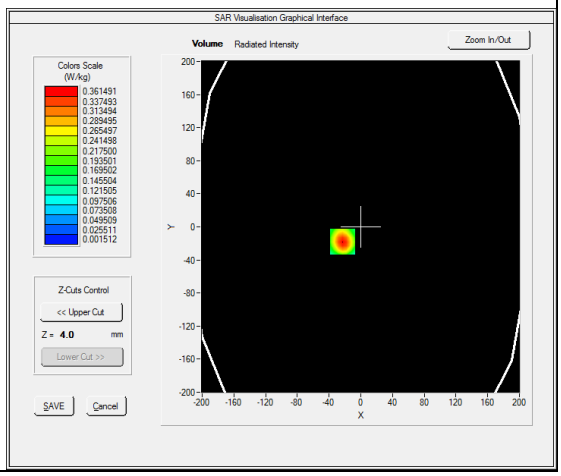

Maximum location: X=-23.00, Y=-18.00
SAR Peak: 0.59 W/kg

SAR 10g (W/Kg)	0.171172
SAR 1g (W/Kg)	0.339349

Z (mm)	0.00	4.00	9.00	14.00	19.00	24.00	29.00

Any report having not been signed by authorized approver, or having been altered without authorization, or having not been stamped by the "Dedicated Testing/Inspection Stamp" is deemed to be invalid. Copying or excerpting portion of, or altering the content of the report is not permitted without the written authorization of AGC. The test results presented in the report apply only to the tested sample. Any objections to report issued by AGC should be submitted to AGC within 15days after the issuance of the test report. Further enquiry of validity or verification of the test report should be addressed to AGC by agc01@agccert.com.

SAR (W/Kg)	0.5998	0.3615	0.1814	0.0887	0.0437	0.0214	0.0102

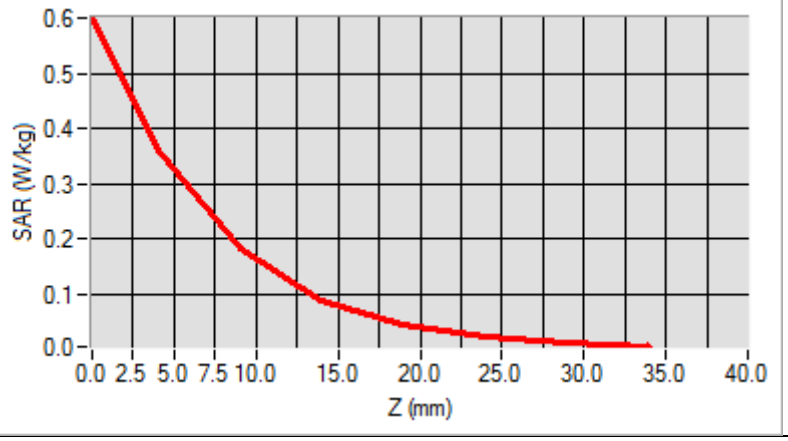

3D screen shot	Hot spot position
	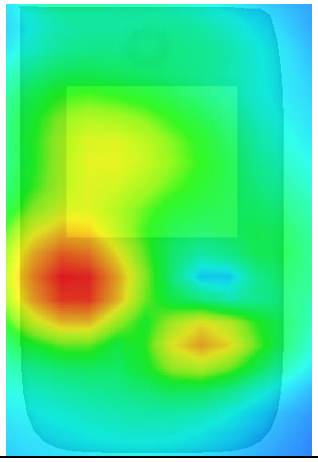

Any report having not been signed by authorized approver, or having been altered without authorization, or having not been stamped by the "Dedicated Testing/Inspection Stamp" is deemed to be invalid. Copying or excerpting portion of, or altering the content of the report is not permitted without the written authorization of AGC. The test results presented in the report apply only to the tested sample. Any objections to report issued by AGC should be submitted to AGC within 15days after the issuance of the test report. Further enquiry of validity or verification of the test report should be addressed to AGC by agc01@agccert.com.

Test Laboratory: AGC Lab **Date: Aug. 26,2022**
LTE Band 41 Mid-Touch-Right (1RB#0)
DUT: TD-LTE wireless data terminal; Type: T6

Communication System: LTE; Communication System Band: LTE Band 41; Duty Cycle:1:1.58; Conv.F=1.82
Frequency: 2593MHz; Medium parameters used: f =2600 MHz; σ=1.85 mho/m; εr =40.39; ρ= 1000 kg/m³ ;
Phantom section: Right Section
Ambient temperature (℃): 22.4, Liquid temperature (℃): 22.2

SATIMO Configuration:

- Probe: SSE2; Calibrated: Apr. 13, 2022; Serial No.: SN 13/22 EPGO368
- Sensor-Surface: 4mm (Mechanical Surface Detection)
- Phantom: SAM twin phantom
- Measurement SW: OpenSAR V4_02_35

Configuration/ LTE BAND 41 Mid-Touch-Right/Area Scan: Measurement grid: dx=8mm, y=8mm
Configuration/ LTE BAND 41 Mid-Touch-Right/Zoom Scan: Measurement grid: dx=5mm, dy=5mm, dz=5mm

Area Scan	dx=8mm dy=8mm, h= 5.00 mm
ZoomScan	7x7x7,dx=5mm dy=5mm dz=5mm
Phantom	Right head
Device Position	Cheek
Band	LTE BAND 41
Channels	Middle
Signal	OFDM (Crest factor: 1.58)

SURFACE SAR	**VOLUME SAR**
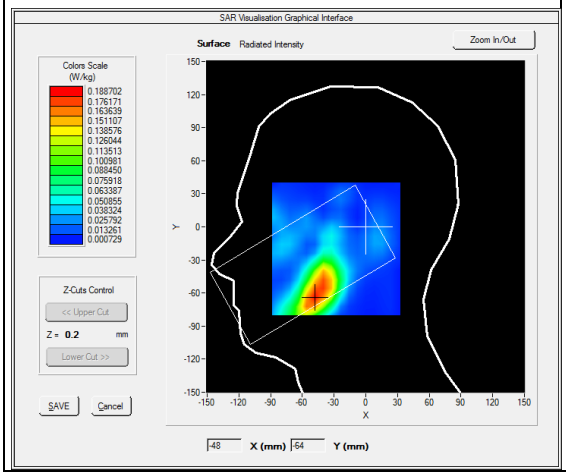	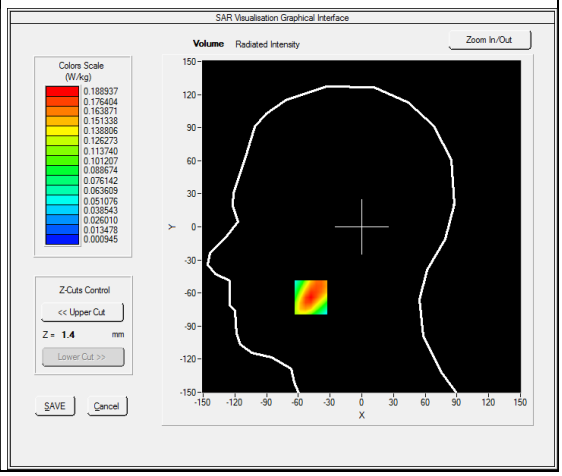

Maximum location: X=-48.00, Y=-64.00
SAR Peak: 0.31 W/kg

SAR 10g (W/Kg)	0.092118
SAR 1g (W/Kg)	0.176074

Any report having not been signed by authorized approver, or having been altered without authorization, or having not been stamped by the "Dedicated Testing/Inspection Stamp" is deemed to be invalid. Copying or excerpting portion of, or altering the content of the report is not permitted without the written authorization of AGC. The test results presented in the report apply only to the tested sample. Any objections to report issued by AGC should be submitted to AGC within 15days after the issuance of the test report. Further enquiry of validity or verification of the test report should be addressed to AGC by agc01@agccert.com.

Z (mm)	0.00	4.00	9.00	14.00	19.00	24.00	29.00
SAR (W/Kg)	0.3178	0.1889	0.0938	0.0469	0.0245	0.0131	0.0070

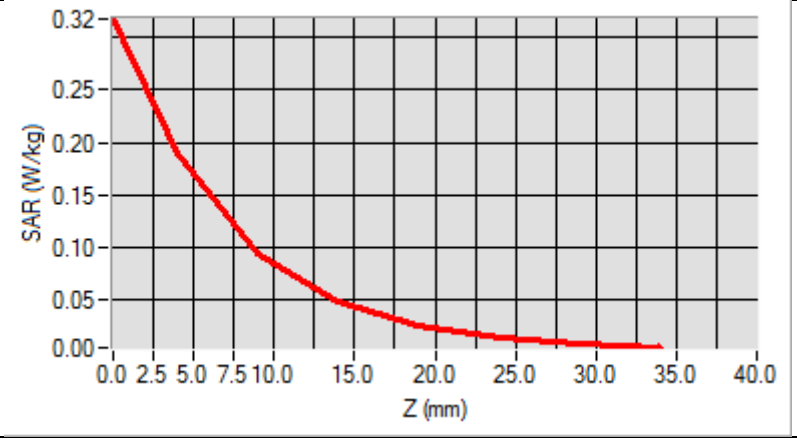

3D screen shot	Hot spot position
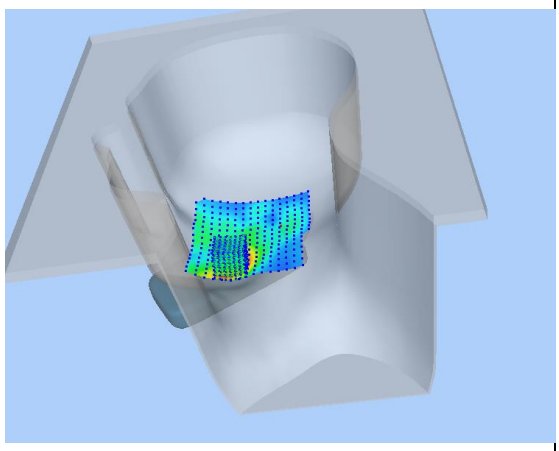	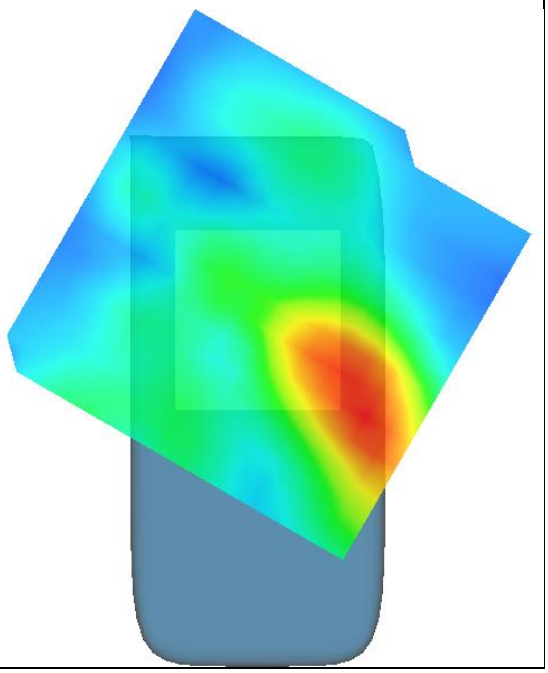

Any report having not been signed by authorized approver, or having been altered without authorization, or having not been stamped by the "Dedicated Testing/Inspection Stamp" is deemed to be invalid. Copying or excerpting portion of, or altering the content of the report is not permitted without the written authorization of AGC. The test results presented in the report apply only to the tested sample. Any objections to report issued by AGC should be submitted to AGC within 15days after the issuance of the test report. Further enquiry of validity or verification of the test report should be addressed to AGC by agc01@agccert.com.

Test Laboratory: AGC Lab **Date: Aug. 26,2022**
LTE Band 41 Mid-Body-Back(1RB#0)
DUT: TD-LTE wireless data terminal; Type: T6

Communication System: LTE; Communication System Band: LTE Band 41; Duty Cycle:1:1.58; Conv.F=1.82
Frequency: 2593MHz; Medium parameters used: f =2600 MHz; σ=1.85 mho/m; εr =40.39; ρ= 1000 kg/m³ ;
Phantom section: Flat Section
Ambient temperature (℃): 22.4, Liquid temperature (℃): 22.2

SATIMO Configuration:

- Probe: SSE2; Calibrated: Apr. 13, 2022; Serial No.: SN 13/22 EPGO368
- Sensor-Surface: 4mm (Mechanical Surface Detection)
- Phantom: SAM twin phantom
- Measurement SW: OpenSAR V4_02_35

Configuration/ LTE BAND 41 Mid-Body-Back /Area Scan: Measurement grid: dx=10mm, y=10mm
Configuration/ LTE BAND 41 Mid-Body-Back /Zoom Scan: Measurement grid: dx=5mm, dy=5mm, dz=5mm

Area Scan	surf_sam_plan.txt, h= 5.00 mm
ZoomScan	7x7x7,dx=5mm dy=5mm dz=5mm
Phantom	Validation plane
Device Position	Body Back
Band	LTE BAND 41
Channels	Middle
Signal	OFDM (Crest factor: 1.58)

SURFACE SAR	VOLUME SAR
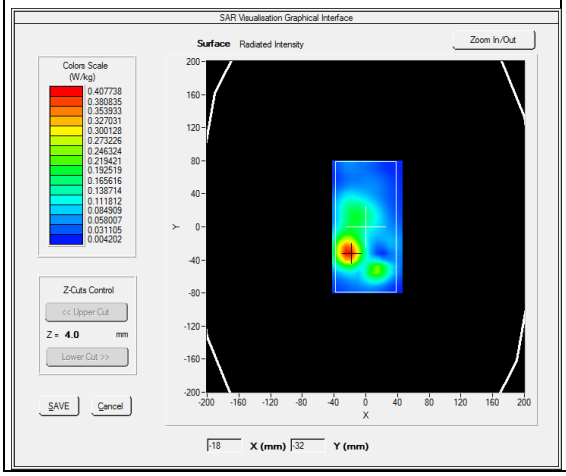	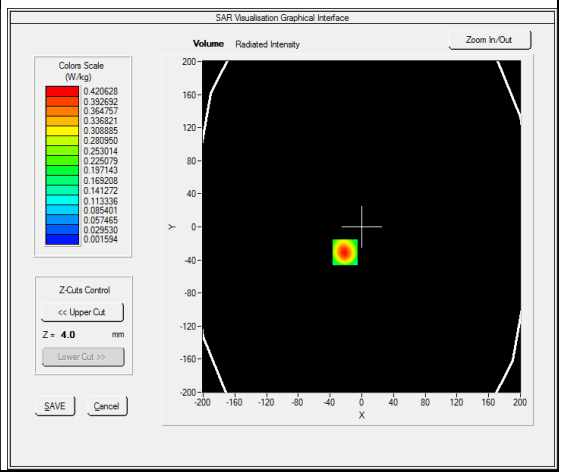

Maximum location: X=-21.00, Y=-31.00
SAR Peak: 0.70 W/kg

SAR 10g (W/Kg)	0.197201
SAR 1g (W/Kg)	0.394800

Z (mm)	0.00	4.00	9.00	14.00	19.00	24.00	29.00

Any report having not been signed by authorized approver, or having been altered without authorization, or having not been stamped by the "Dedicated Testing/Inspection Stamp" is deemed to be invalid. Copying or excerpting portion of, or altering the content of the report is not permitted without the written authorization of AGC. The test results presented in the report apply only to the tested sample. Any objections to report issued by AGC should be submitted to AGC within 15days after the issuance of the test report. Further enquiry of validity or verification of the test report should be addressed to AGC by agc01@agccert.com.

SAR (W/Kg)	0.7068	0.4206	0.2068	0.1005	0.0486	0.0236	0.0111

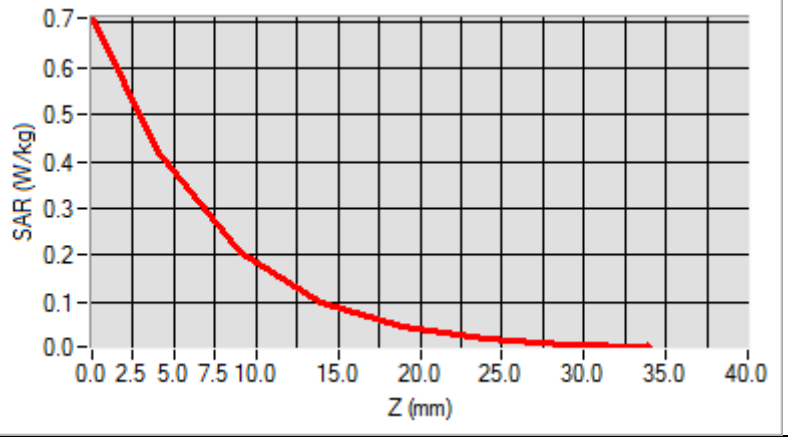

3D screen shot	Hot spot position
	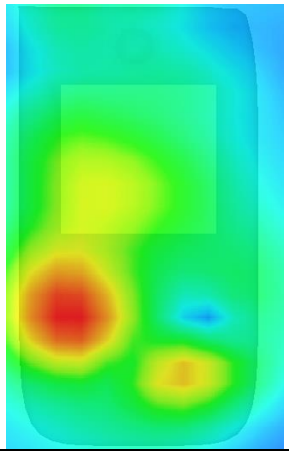

Any report having not been signed by authorized approver, or having been altered without authorization, or having not been stamped by the "Dedicated Testing/Inspection Stamp" is deemed to be invalid. Copying or excerpting portion of, or altering the content of the report is not permitted without the written authorization of AGC. The test results presented in the report apply only to the tested sample. Any objections to report issued by AGC should be submitted to AGC within 15days after the issuance of the test report. Further enquiry of validity or verification of the test report should be addressed to AGC by agc01@agccert.com.

2.4GHz WIFI MODE

Test Laboratory: AGC Lab **Date: Aug. 28,2022**
802.11b Mid-Touch-Right
DUT: TD-LTE wireless data terminal; Type: T6

Communication System: Wi-Fi; Communication System Band: 802.11b; Duty Cycle: 1:1; Conv.F=1.99;
Frequency: 2437 MHz; Medium parameters used: f = 2450 MHz; σ =1.73mho/m; εr =39.62 ρ= 1000 kg/m³ ;
Phantom section: Right Section
Ambient temperature (℃):21.5, Liquid temperature (℃): 21.2

SATIMO Configuration:

- Probe: SSE2; Calibrated: Apr. 13, 2022; Serial No.: SN 13/22 EPGO368
- Sensor-Surface: 4mm (Mechanical Surface Detection)
- Phantom: SAM twin phantom
- Measurement SW: OpenSAR V4_02_35

Configuration/802.11b Mid- Touch-Right/Area Scan: Measurement grid: dx=8mm, dy=8mm
Configuration/802.11b Mid- Touch-Right/Zoom Scan: Measurement grid: dx=5mm,dy=5mm, dz=5mm

Area Scan	dx=8mm dy=8mm, h= 5.00 mm
ZoomScan	7x7x7,dx=5mm dy=5mm dz=5mm
Phantom	Right head
Device Position	Cheek
Band	2450MHz
Channels	Middle
Signal	Crest factor: 1.0

SURFACE SAR	VOLUME SAR
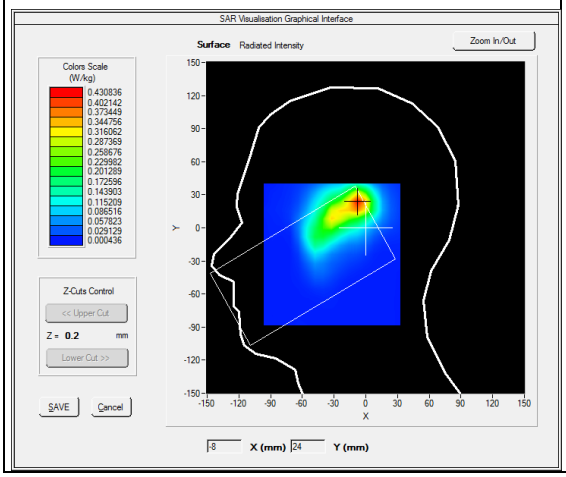	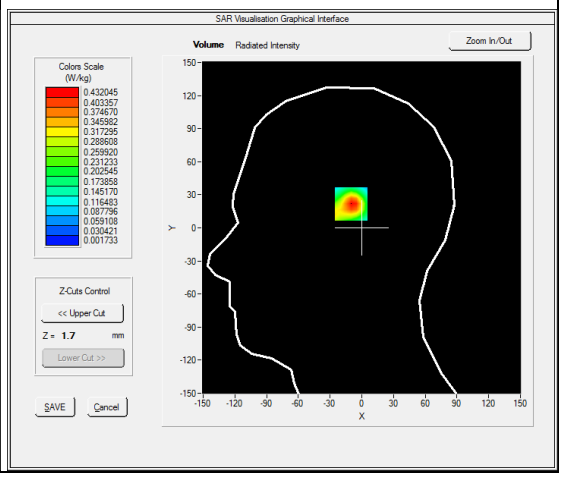

Maximum location: X=-8.00, Y=23.00
SAR Peak: 0.75 W/kg

SAR 10g (W/Kg)	0.183911
SAR 1g (W/Kg)	0.398681

Any report having not been signed by authorized approver, or having been altered without authorization, or having not been stamped by the "Dedicated Testing/Inspection Stamp" is deemed to be invalid. Copying or excerpting portion of, or altering the content of the report is not permitted without the written authorization of AGC. The test results presented in the report apply only to the tested sample. Any objections to report issued by AGC should be submitted to AGC within 15days after the issuance of the test report. Further enquiry of validity or verification of the test report should be addressed to AGC by agc01@agccert.com.

Z (mm)	0.00	4.00	9.00	14.00	19.00	24.00	29.00
SAR (W/Kg)	0.7506	0.4320	0.2007	0.0908	0.0421	0.0192	0.0090

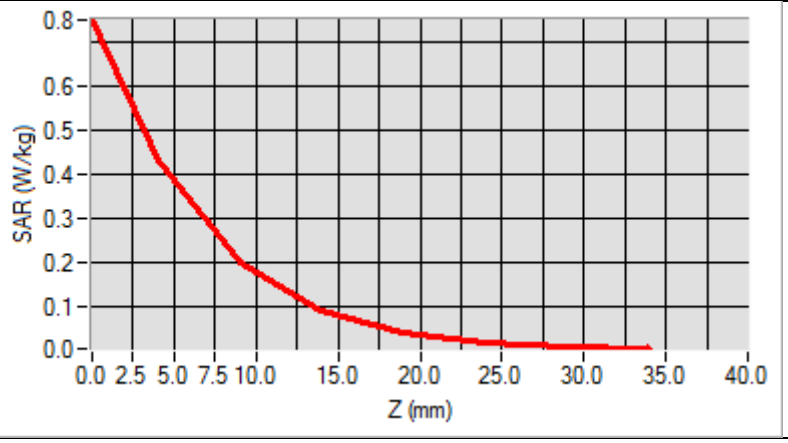

3D screen shot	Hot spot position
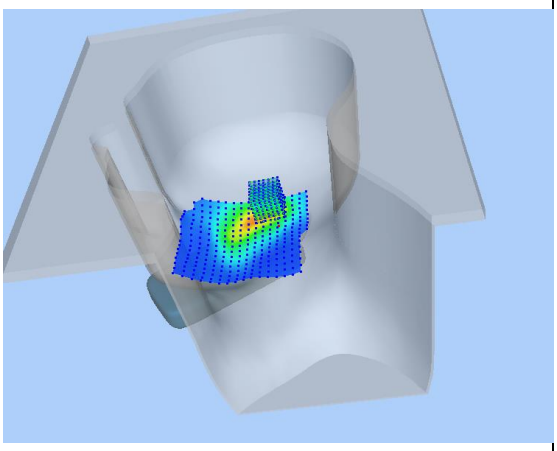	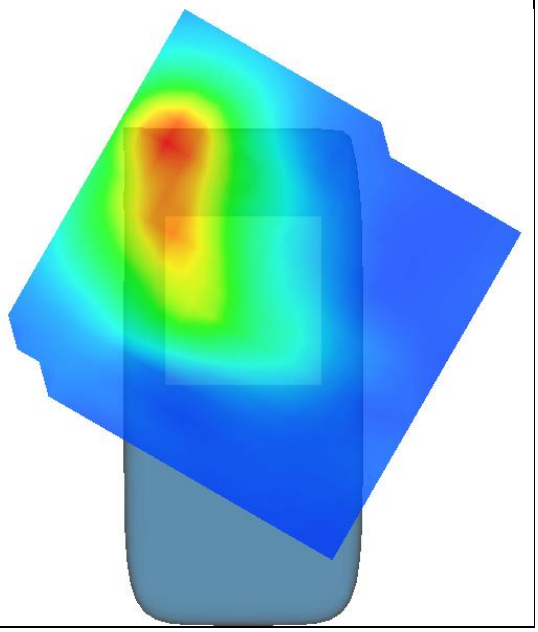

Any report having not been signed by authorized approver, or having been altered without authorization, or having not been stamped by the "Dedicated Testing/Inspection Stamp" is deemed to be invalid. Copying or excerpting portion of, or altering the content of the report is not permitted without the written authorization of AGC. The test results presented in the report apply only to the tested sample. Any objections to report issued by AGC should be submitted to AGC within 15days after the issuance of the test report. Further enquiry of validity or verification of the test report should be addressed to AGC by agc01@agccert.com.

Test Laboratory: AGC Lab **Date: Aug. 28,2022**
802.11b Mid-Body-Worn- Back
DUT: TD-LTE wireless data terminal; Type: T6

Communication System: Wi-Fi; Communication System Band: 802.11b; Duty Cycle: 1:1; Conv.F=1.99;
Frequency: 2437 MHz; Medium parameters used: f = 2450 MHz; σ =1.73mho/m; εr =39.62; ρ= 1000 kg/m³ ;
Phantom section: Flat Section
Ambient temperature (℃):21.5, Liquid temperature (℃): 21.2

SATIMO Configuration:

- Probe: SSE2; Calibrated: Apr. 13, 2022; Serial No.: SN 13/22 EPGO368
- Sensor-Surface: 4mm (Mechanical Surface Detection)
- Phantom: SAM twin phantom
- Measurement SW: OpenSAR V4_02_35

Configuration/802.11b Mid- Body- Back /Area Scan: Measurement grid: dx=8mm, dy=8mm
Configuration/802.11b Mid- Body- Back /Zoom Scan: Measurement grid: dx=5mm,dy=5mm, dz=5mm;

Area Scan	surf_sam_plan.txt, h= 5.00 mm
ZoomScan	7x7x7,dx=5mm dy=5mm dz=5mm
Phantom	Validation plane
Device Position	Body Back
Band	2450MHz
Channels	Middle
Signal	Crest factor: 1.0

SURFACE SAR	VOLUME SAR
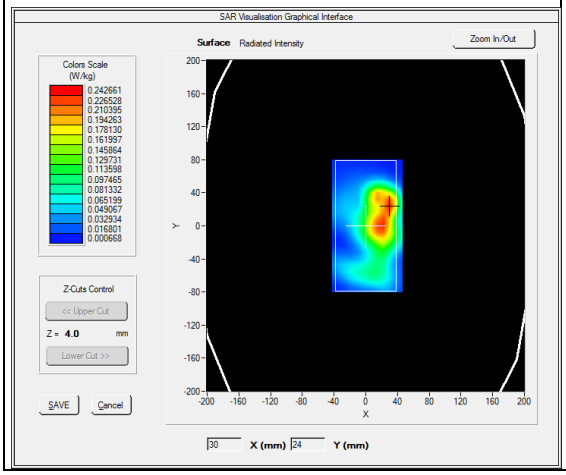	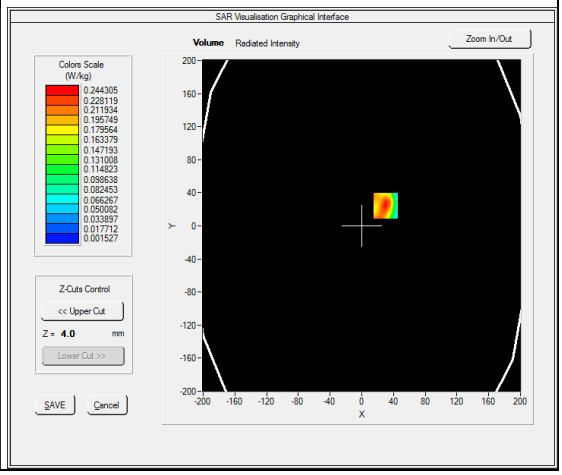

Maximum location: X=30.00, Y=24.00
SAR Peak: 0.40 W/kg

SAR 10g (W/Kg)	0.114088
SAR 1g (W/Kg)	0.226091

Any report having not been signed by authorized approver, or having been altered without authorization, or having not been stamped by the "Dedicated Testing/Inspection Stamp" is deemed to be invalid. Copying or excerpting portion of, or altering the content of the report is not permitted without the written authorization of AGC. The test results presented in the report apply only to the tested sample. Any objections to report issued by AGC should be submitted to AGC within 15days after the issuance of the test report. Further enquiry of validity or verification of the test report should be addressed to AGC by agc01@agccert.com.

Z (mm)	0.00	4.00	9.00	14.00	19.00	24.00	29.00
SAR (W/Kg)	0.3992	0.2443	0.1249	0.0619	0.0302	0.0146	0.0072

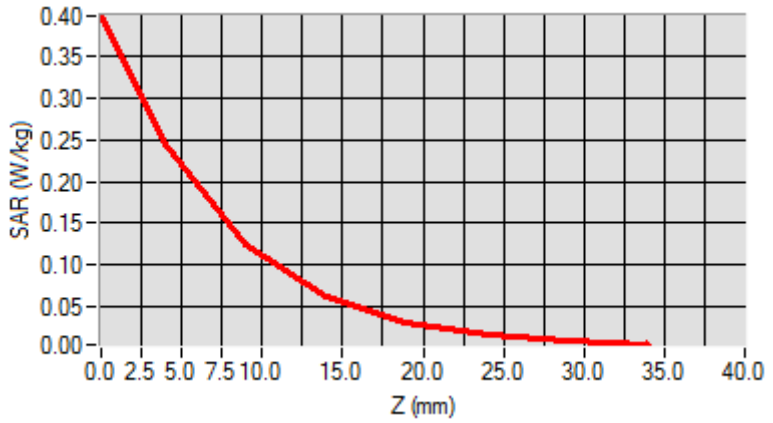

3D screen shot	Hot spot position
	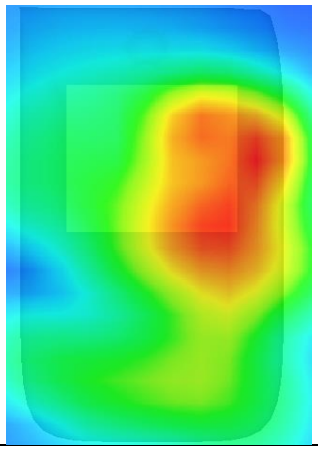

Any report having not been signed by authorized approver, or having been altered without authorization, or having not been stamped by the "Dedicated Testing/Inspection Stamp" is deemed to be invalid. Copying or excerpting portion of, or altering the content of the report is not permitted without the written authorization of AGC. The test results presented in the report apply only to the tested sample. Any objections to report issued by AGC should be submitted to AGC within 15days after the issuance of the test report. Further enquiry of validity or verification of the test report should be addressed to AGC by agc01@agccert.com.

WIFI 5.2GHz MODE

Test Laboratory: AGC Lab **Date: Aug. 13,2022**
802.11a - CH40- Mid-Touch-Right
DUT: TD-LTE wireless data terminal; Type: T6

Communication System: Wi-Fi; Communication System Band: 802.11a; Duty Cycle: 1:1; Conv.F=1.28;
Frequency: 5200MHz; Medium parameters used: f = 5200 MHz; σ= 4.62mho/m; εr =35.26; ρ= 1000 kg/m³ ;
Phantom section: Flat Section
Ambient temperature (℃): 21.4, Liquid temperature (℃): 21.2

SATIMO Configuration:

- Probe: SSE2; Calibrated: Apr. 13, 2022; Serial No.: SN 13/22 EPGO368
- Sensor-Surface: 4mm (Mechanical Surface Detection)
- Phantom: SAM twin phantom
- Measurement SW: OpenSAR V4_02_35

Configuration/802.11a -CH40- Mid-Touch-Right /Area Scan: Measurement grid: dx=8mm, dy=8mm
Configuration/802.11a- CH40- Mid-Touch-Right /Zoom Scan: Measurement grid: dx=4mm,dy=4mm, dz=2mm

Area Scan	dx=8mm dy=8mm, h= 5.00 mm
ZoomScan	7x7x12 dx=4mm dy=4mm dz=2mm
Phantom	Right head
Device Position	Cheek
Band	5200MHz
Channels	Middle
Signal	Crest factor: 1.0

SURFACE SAR	VOLUME SAR
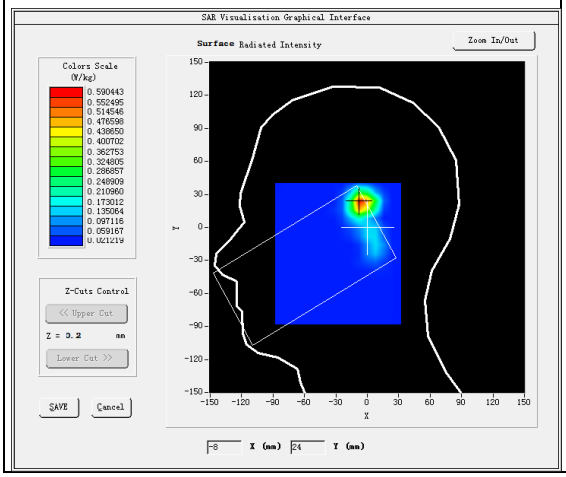	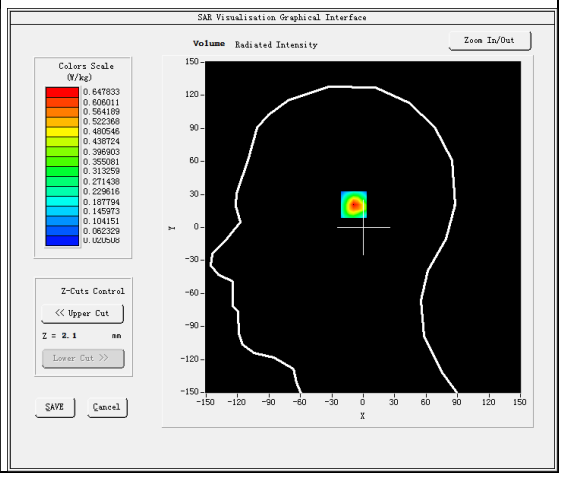

Maximum location: X=-6.00, Y=23.00
SAR Peak: 1.88 W/kg

SAR 10g (W/Kg)	0.215788
SAR 1g (W/Kg)	0.627675

Any report having not been signed by authorized approver, or having been altered without authorization, or having not been stamped by the "Dedicated Testing/Inspection Stamp" is deemed to be invalid. Copying or excerpting portion of, or altering the content of the report is not permitted without the written authorization of AGC. The test results presented in the report apply only to the tested sample. Any objections to report issued by AGC should be submitted to AGC within 15days after the issuance of the test report. Further enquiry of validity or verification of the test report should be addressed to AGC by agc01@agccert.com.

Z (mm)	0.00	4.00	6.00	8.00	10.00	12.00	14.00	16.00	18.00	20.00	22.00	24.00
SAR (W/Kg)	1.9190	0.6478	0.3006	0.1329	0.0565	0.0296	0.0213	0.0234	0.0234	0.0234	0.0234	0.0234

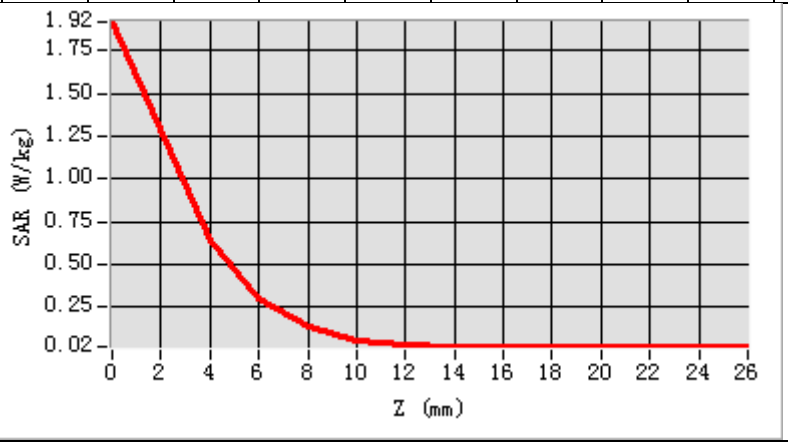

3D screen shot	Hot spot position
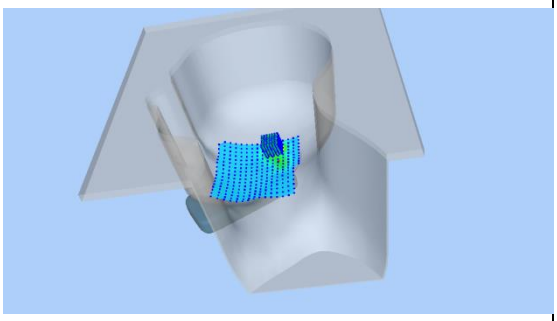	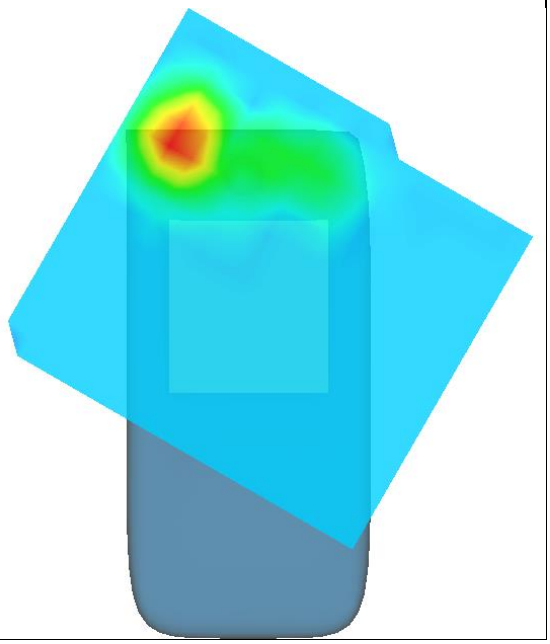

Any report having not been signed by authorized approver, or having been altered without authorization, or having not been stamped by the "Dedicated Testing/Inspection Stamp" is deemed to be invalid. Copying or excerpting portion of, or altering the content of the report is not permitted without the written authorization of AGC. The test results presented in the report apply only to the tested sample. Any objections to report issued by AGC should be submitted to AGC within 15days after the issuance of the test report. Further enquiry of validity or verification of the test report should be addressed to AGC by agc01@agccert.com.

Test Laboratory: AGC Lab **Date: Aug. 13,2022**
802.11 a - CH40- Mid - Body back
DUT: TD-LTE wireless data terminal; Type: T6

Communication System: Wi-Fi; Communication System Band: 802.11a; Duty Cycle: 1:1; Conv.F=2.35;
Frequency: 5200MHz; Medium parameters used: f = 5200 MHz; σ= 4.62mho/m; εr =35.26; ρ= 1000 kg/m³ ;
Phantom section: Flat Section
Ambient temperature (℃): 21.4, Liquid temperature (℃): 21.2

SATIMO Configuration:

- Probe: SSE2; Calibrated: Apr. 13, 2022; Serial No.: SN 13/22 EPGO368
- Sensor-Surface: 4mm (Mechanical Surface Detection)
- Phantom: SAM twin phantom
- Measurement SW: OpenSAR V4_02_35

Configuration/802.11a - CH40- Mid - Body back /Area Scan: Measurement grid: dx=8mm, dy=8mm
Configuration/802.11a - CH40- Mid - Body back /Zoom Scan: Measurement grid: dx=4mm,dy=4mm, dz=2mm

Area Scan	sam_direct_droit2_surf8mm.txt
ZoomScan	7x7x12 dx=4mm dy=4mm dz=2mm
Phantom	Validation plane
Device Position	Edge1
Band	5200MHz
Channels	Body back
Signal	Crest factor: 1.0

SURFACE SAR	VOLUME SAR
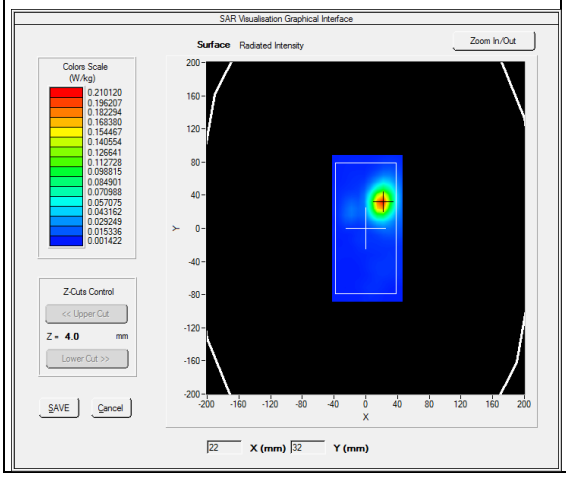	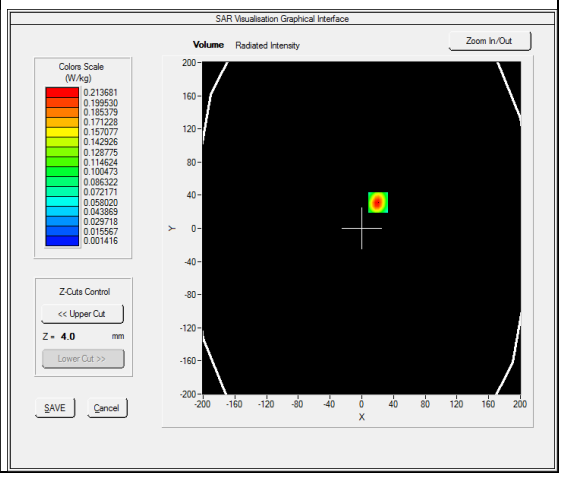

Maximum location: X=21.00, Y=31.00
SAR Peak: 0.57 W/kg

SAR 10g (W/Kg)	0.078911
SAR 1g (W/Kg)	0.215907

Any report having not been signed by authorized approver, or having been altered without authorization, or having not been stamped by the "Dedicated Testing/Inspection Stamp" is deemed to be invalid. Copying or excerpting portion of, or altering the content of the report is not permitted without the written authorization of AGC. The test results presented in the report apply only to the tested sample. Any objections to report issued by AGC should be submitted to AGC within 15days after the issuance of the test report. Further enquiry of validity or verification of the test report should be addressed to AGC by agc01@agccert.com.

Z (mm)	0.00	4.00	6.00	8.00	10.00	12.00	14.00	16.00	18.00	20.00	22.00	24.00
SAR (W/Kg)	0.5782	0.2137	0.1091	0.0551	0.0276	0.0138	0.0071	0.0036	0.0019	0.0018	0.0017	0.0017

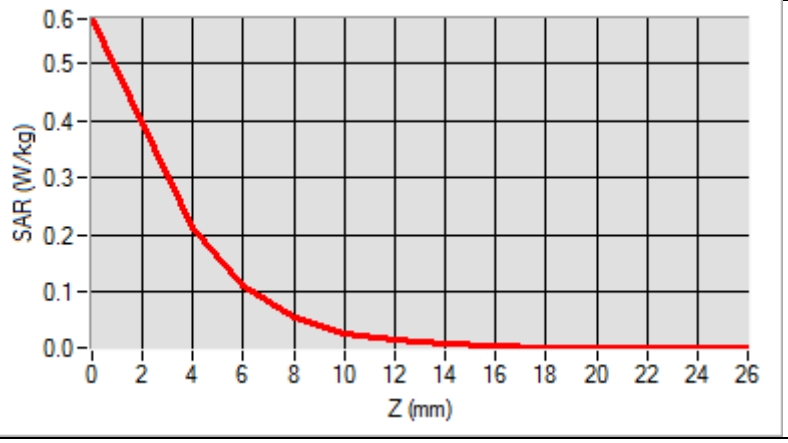

3D screen shot	Hot spot position
	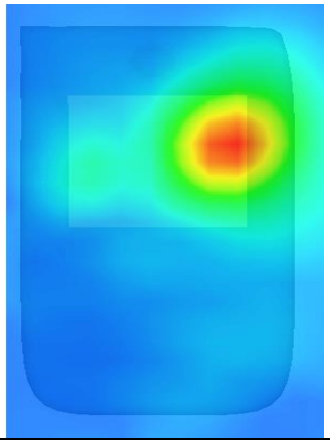

Any report having not been signed by authorized approver, or having been altered without authorization, or having not been stamped by the "Dedicated Testing/Inspection Stamp" is deemed to be invalid. Copying or excerpting portion of, or altering the content of the report is not permitted without the written authorization of AGC. The test results presented in the report apply only to the tested sample. Any objections to report issued by AGC should be submitted to AGC within 15days after the issuance of the test report. Further enquiry of validity or verification of the test report should be addressed to AGC by agc01@agccert.com.

WIFI 5.3GHz MODE
Test Laboratory: AGC Lab **Date: Aug. 14,2022**
802.11n(40) –CH54- Mid- Tilt-Right
DUT: TD-LTE wireless data terminal; Type: T6

Communication System: Wi-Fi; Communication System Band: 802.11n(40); Duty Cycle: 1:1; Conv.F=1.28; Frequency: 5270MHz; Medium parameters used: f = 5200 MHz; σ=4.79 mho/m; εr =35.26; ρ= 1000 kg/m³ ;
Phantom section: Flat Section
Ambient temperature (℃): 22.8, Liquid temperature (℃): 22.5

SATIMO Configuration:

- Probe: SSE2; Calibrated: Apr. 13, 2022; Serial No.: SN 13/22 EPGO368
- Sensor-Surface: 4mm (Mechanical Surface Detection)
- Phantom: SAM twin phantom
- Measurement SW: OpenSAR V4_02_35

Configuration/802.11n(40)-CH54-Mid- Tilt-Right /Area Scan: Measurement grid: dx=8mm, dy=8mm
Configuration/802.11n(40)-CH54-Mid- Tilt-Right /Zoom Scan: Measurement grid: dx=4mm,dy=4mm, dz=2mm

Area Scan	dx=8mm dy=8mm, h= 5.00 mm
ZoomScan	7x7x12 dx=4mm dy=4mm dz=2mm
Phantom	Right head
Device Position	Cheek
Band	5200MHz
Channels	Middle
Signal	Crest factor: 1.0

SURFACE SAR	VOLUME SAR
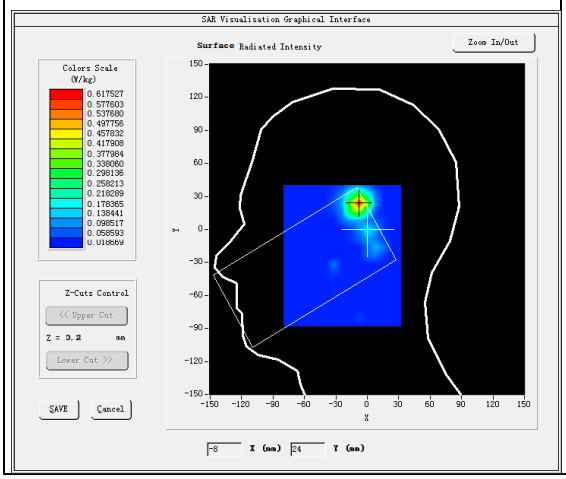	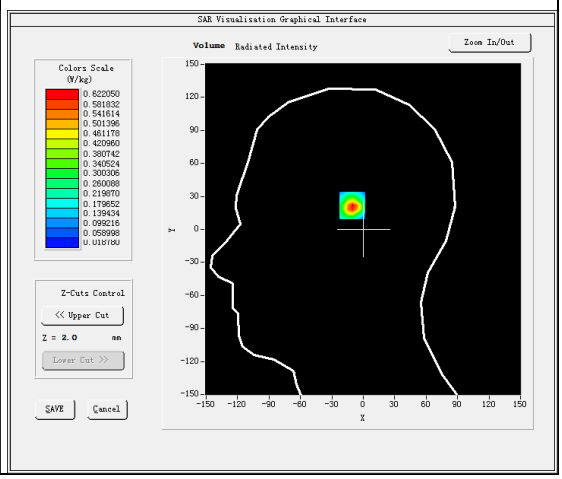

Maximum location: X=-8.00, Y=24.00
SAR Peak: 1.77 W/kg

SAR 10g (W/Kg)	0.194855
SAR 1g (W/Kg)	0.600535

Any report having not been signed by authorized approver, or having been altered without authorization, or having not been stamped by the "Dedicated Testing/Inspection Stamp" is deemed to be invalid. Copying or excerpting portion of, or altering the content of the report is not permitted without the written authorization of AGC. The test results presented in the report apply only to the tested sample. Any objections to report issued by AGC should be submitted to AGC within 15days after the issuance of the test report. Further enquiry of validity or verification of the test report should be addressed to AGC by agc01@agccert.com.

Z (mm)	0.00	4.00	6.00	8.00	10.00	12.00	14.00	16.00	18.00	20.00	22.00	24.00
SAR (W/Kg)	1.7778	0.6220	0.2927	0.1427	0.0679	0.0367	0.0192	0.0210	0.0210	0.0210	0.0210	0.0210

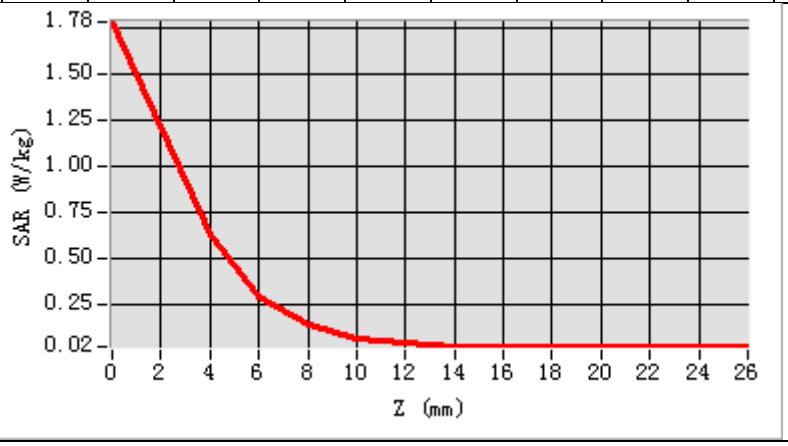

3D screen shot	Hot spot position
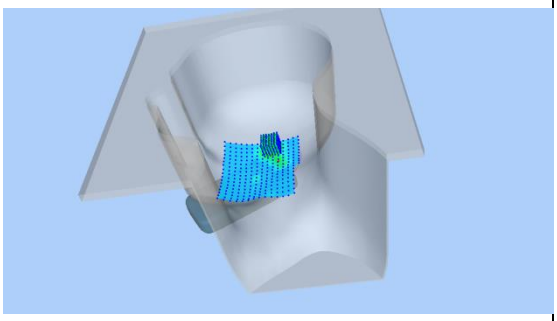	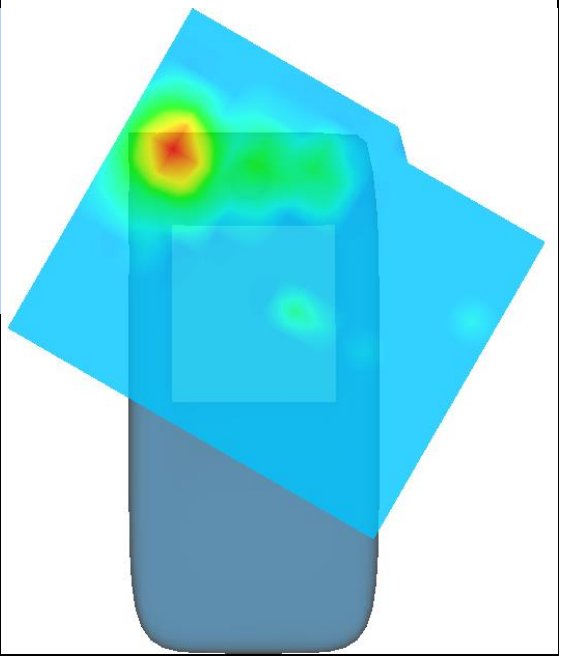

Any report having not been signed by authorized approver, or having been altered without authorization, or having not been stamped by the "Dedicated Testing/Inspection Stamp" is deemed to be invalid. Copying or excerpting portion of, or altering the content of the report is not permitted without the written authorization of AGC. The test results presented in the report apply only to the tested sample. Any objections to report issued by AGC should be submitted to AGC within 15days after the issuance of the test report. Further enquiry of validity or verification of the test report should be addressed to AGC by agc01@agccert.com.

Test Laboratory: AGC Lab **Date: Aug. 14,2022**
802.11n(40)-CH54-Mid - Body back
DUT: TD-LTE wireless data terminal; Type: T6

Communication System: Wi-Fi; Communication System Band: 802.11n(40); Duty Cycle: 1:1; Conv.F=2.35;
Frequency: 5270MHz; Medium parameters used: f = 5200 MHz; σ=4.79 mho/m; εr =35.26; ρ= 1000 kg/m³ ;
Phantom section: Flat Section
Ambient temperature (℃): 22.8, Liquid temperature (℃): 22.5

SATIMO Configuration:

- Probe: SSE2; Calibrated: Apr. 13, 2022; Serial No.: SN 13/22 EPGO368
- Sensor-Surface: 4mm (Mechanical Surface Detection)
- Phantom: SAM twin phantom
- Measurement SW: OpenSAR V4_02_35

Configuration/802.11n(40)-CH54-Mid - Body back /Area Scan: Measurement grid: dx=8mm, dy=8mm
Configuration/802.11n(40)-CH54-Mid - Body back /Zoom Scan: Measurement grid: dx=4mm,dy=4mm, dz=2mm

Area Scan	sam_direct_droit2_surf8mm.txt
ZoomScan	7x7x12 dx=4mm dy=4mm dz=2mm
Phantom	Validation plane
Device Position	Body back
Band	5200MHz
Channels	Middle
Signal	Crest factor: 1.0

SURFACE SAR	VOLUME SAR
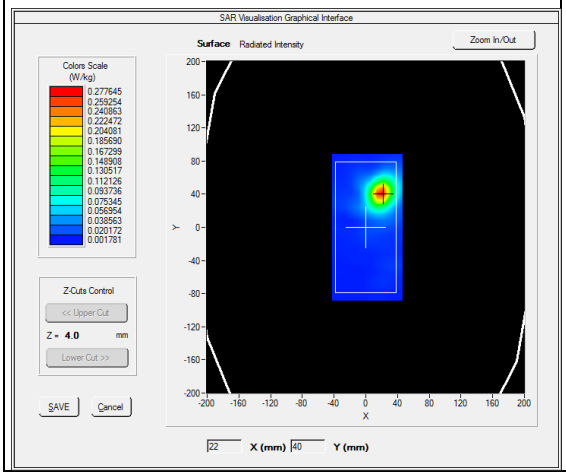	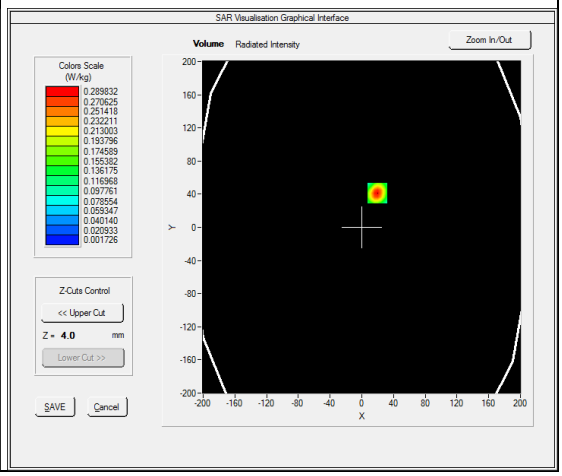

Maximum location: X=20.00, Y=41.00
SAR Peak: 0.80 W/kg

SAR 10g (W/Kg)	0.108629
SAR 1g (W/Kg)	0.294604

Any report having not been signed by authorized approver, or having been altered without authorization, or having not been stamped by the "Dedicated Testing/Inspection Stamp" is deemed to be invalid. Copying or excerpting portion of, or altering the content of the report is not permitted without the written authorization of AGC. The test results presented in the report apply only to the tested sample. Any objections to report issued by AGC should be submitted to AGC within 15days after the issuance of the test report. Further enquiry of validity or verification of the test report should be addressed to AGC by agc01@agccert.com.

Z (mm)	0.00	4.00	6.00	8.00	10.00	12.00	14.00	16.00	18.00	20.00	22.00	24.00
SAR (W/Kg)	0.8129	0.2898	0.1410	0.0679	0.0323	0.0148	0.0074	0.0039	0.0022	0.0021	0.0018	0.0021

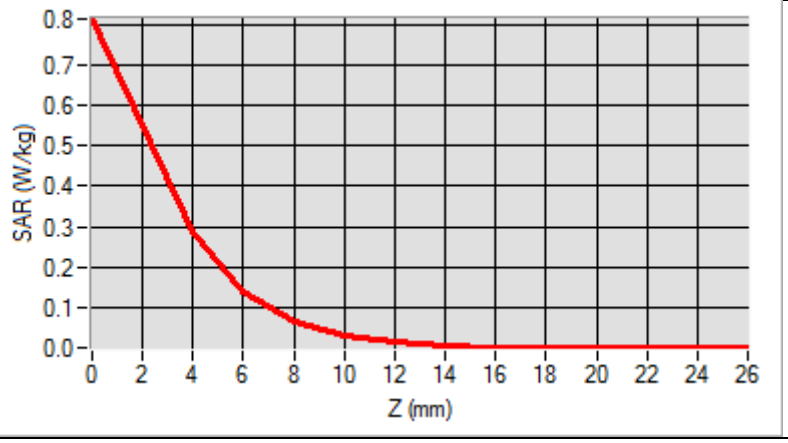

3D screen shot	Hot spot position
	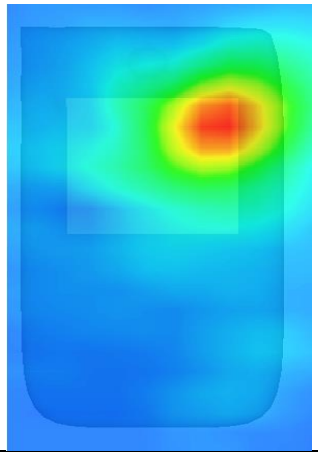

Any report having not been signed by authorized approver, or having been altered without authorization, or having not been stamped by the "Dedicated Testing/Inspection Stamp" is deemed to be invalid. Copying or excerpting portion of, or altering the content of the report is not permitted without the written authorization of AGC. The test results presented in the report apply only to the tested sample. Any objections to report issued by AGC should be submitted to AGC within 15days after the issuance of the test report. Further enquiry of validity or verification of the test report should be addressed to AGC by agc01@agccert.com.

WIFI 5.6GHz MODE
Test Laboratory: AGC Lab **Date: Aug. 15,2022**
802.11a -CH120-Mid - Touch-Right
DUT: TD-LTE wireless data terminal; Type: T6

Communication System: Wi-Fi; Communication System Band: 802.11a; Duty Cycle: 1:1; Conv.F=1.52;
Frequency: 5600MHz; Medium parameters used: f = 5600 MHz; σ=4.96 mho/m; εr =35.22; ρ= 1000 kg/m³ ;
Phantom section: Flat Section
Ambient temperature (℃): 21.3, Liquid temperature (℃): 21.1

SATIMO Configuration:

- Probe: SSE2; Calibrated: Apr. 13, 2022; Serial No.: SN 13/22 EPGO368
- Sensor-Surface: 4mm (Mechanical Surface Detection)
- Phantom: SAM twin phantom
- Measurement SW: OpenSAR V4_02_35

Configuration/802.11a -CH120-Mid - Touch-Right /Area Scan: Measurement grid: dx=8mm, dy=8mm
Configuration/802.11a -CH120-Mid - Touch-Right /Zoom Scan: Measurement grid: dx=4mm,dy=4mm, dz=2mm

Area Scan	dx=8mm dy=8mm, h= 5.00 mm
ZoomScan	7x7x12 dx=4mm dy=4mm dz=2mm
Phantom	Right head
Device Position	Cheek
Band	5600MHz
Channels	Middle
Signal	Crest factor: 1.0

SURFACE SAR	VOLUME SAR
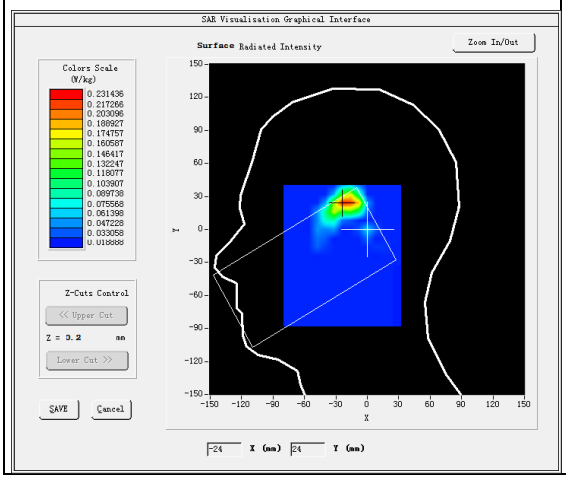	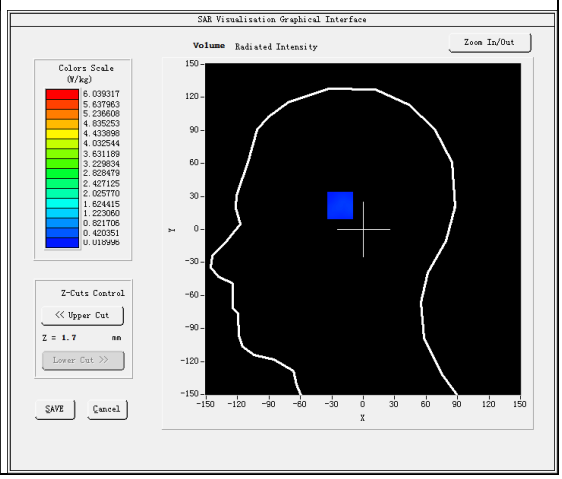

Maximum location: X=-22.00, Y=25.00
SAR Peak: 1.27 W/kg

SAR 10g (W/Kg)	0.097493
SAR 1g (W/Kg)	0.193118

Any report having not been signed by authorized approver, or having been altered without authorization, or having not been stamped by the "Dedicated Testing/Inspection Stamp" is deemed to be invalid. Copying or excerpting portion of, or altering the content of the report is not permitted without the written authorization of AGC. The test results presented in the report apply only to the tested sample. Any objections to report issued by AGC should be submitted to AGC within 15days after the issuance of the test report. Further enquiry of validity or verification of the test report should be addressed to AGC by agc01@agccert.com.

Z (mm)	0.00	4.00	6.00	8.00	10.00	12.00	14.00	16.00	18.00	20.00	22.00	24.00
SAR (W/Kg)	1.3258	0.2267	0.0775	0.0441	0.0210	0.0213	0.0213	0.0213	0.0213	0.0213	0.0213	0.0213

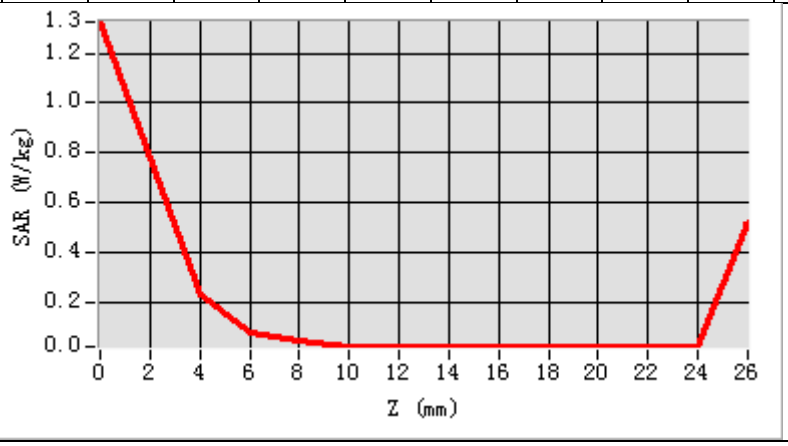

3D screen shot	Hot spot position
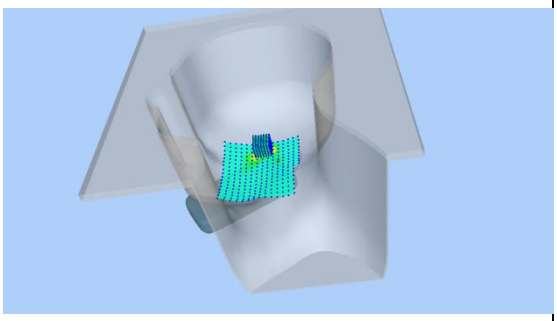	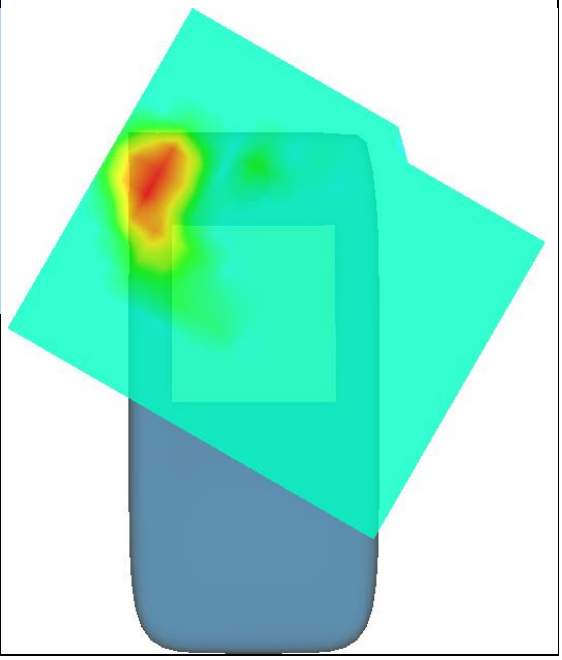

Any report having not been signed by authorized approver, or having been altered without authorization, or having not been stamped by the "Dedicated Testing/Inspection Stamp" is deemed to be invalid. Copying or excerpting portion of, or altering the content of the report is not permitted without the written authorization of AGC. The test results presented in the report apply only to the tested sample. Any objections to report issued by AGC should be submitted to AGC within 15days after the issuance of the test report. Further enquiry of validity or verification of the test report should be addressed to AGC by agc01@agccert.com.

Test Laboratory: AGC Lab **Date: Aug. 15,2022**
802.11a -CH120-Mid - Body back
DUT: TD-LTE wireless data terminal; Type: T6

Communication System: Wi-Fi; Communication System Band: 802.11a; Duty Cycle: 1:1; Conv.F=1.52;
Frequency: 5600MHz; Medium parameters used: f = 5600 MHz; σ =4.96 mho/m; εr =35.22; ρ= 1000 kg/m³ ;
Phantom section: Flat Section
Ambient temperature (℃): 21.3, Liquid temperature (℃): 21.1

SATIMO Configuration:

- Probe: SSE2; Calibrated: Apr. 13, 2022; Serial No.: SN 13/22 EPGO368
- Sensor-Surface: 4mm (Mechanical Surface Detection)
- Phantom: SAM twin phantom
- Measurement SW: OpenSAR V4_02_35

Configuration/ 802.11a -CH120-Mid - Body back /Area Scan: Measurement grid: dx=8mm, dy=8mm
Configuration/ 802.11a -CH120-Mid - Body back /Zoom Scan: Measurement grid: dx=4mm,dy=4mm, dz=2mm

Area Scan	sam_direct_droit2_surf8mm.txt
ZoomScan	7x7x12 dx=4mm dy=4mm dz=2mm
Phantom	Validation plane
Device Position	Body back
Band	5600MHz
Channels	Middle
Signal	Crest factor: 1.0

SURFACE SAR	VOLUME SAR
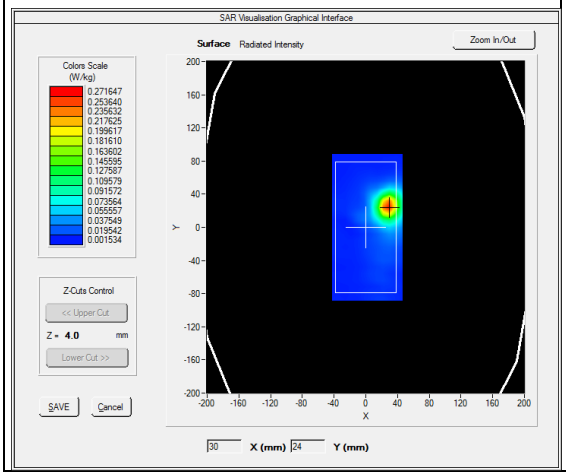	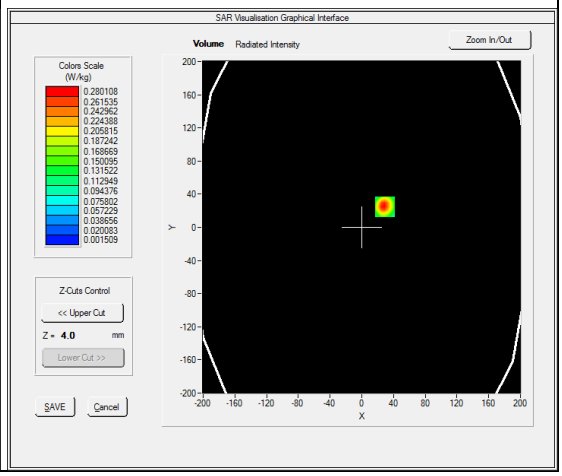

Maximum location: X=29.00, Y=25.00
SAR Peak: 0.78 W/kg

SAR 10g (W/Kg)	0.105296
SAR 1g (W/Kg)	0.286209

Any report having not been signed by authorized approver, or having been altered without authorization, or having not been stamped by the "Dedicated Testing/Inspection Stamp" is deemed to be invalid. Copying or excerpting portion of, or altering the content of the report is not permitted without the written authorization of AGC. The test results presented in the report apply only to the tested sample. Any objections to report issued by AGC should be submitted to AGC within 15days after the issuance of the test report. Further enquiry of validity or verification of the test report should be addressed to AGC by agc01@agccert.com.

Z (mm)	0.00	4.00	6.00	8.00	10.00	12.00	14.00	16.00	18.00	20.00	22.00	24.00
SAR (W/Kg)	0.7954	0.2801	0.1340	0.0631	0.0296	0.0135	0.0064	0.0034	0.0020	0.0019	0.0019	0.0019

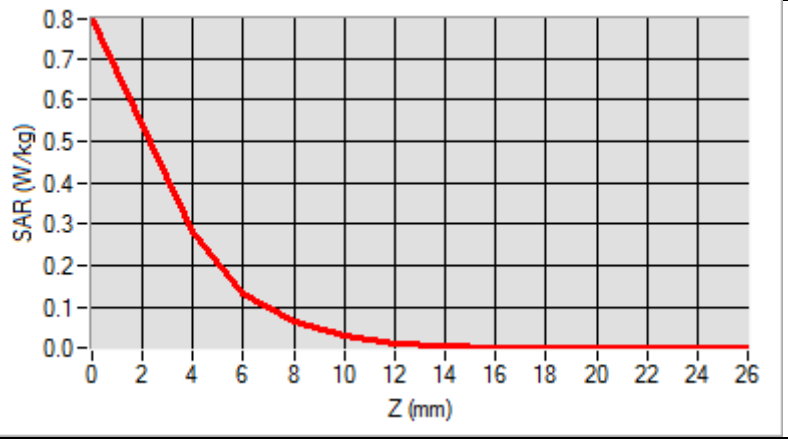

3D screen shot	Hot spot position
	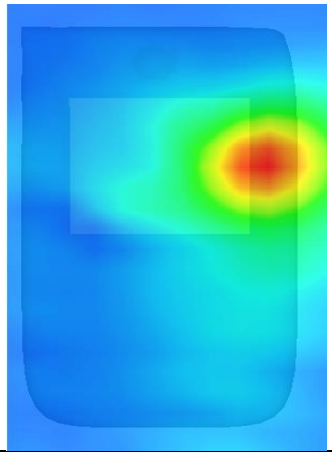

Any report having not been signed by authorized approver, or having been altered without authorization, or having not been stamped by the "Dedicated Testing/Inspection Stamp" is deemed to be invalid. Copying or excerpting portion of, or altering the content of the report is not permitted without the written authorization of AGC. The test results presented in the report apply only to the tested sample. Any objections to report issued by AGC should be submitted to AGC within 15days after the issuance of the test report. Further enquiry of validity or verification of the test report should be addressed to AGC by agc01@agccert.com.

WIFI 5.8GHz MODE

Test Laboratory: AGC Lab **Date: Aug. 16,2022**
802.11a-CH157- Mid - Touch-Right
DUT: TD-LTE wireless data terminal; Type: T6

Communication System: Wi-Fi; Communication System Band: 802.11a; Duty Cycle: 1:1; Conv.F=1.42;
Frequency: 5785MHz; Medium parameters used: f = 5800 MHz; σ= 5.23mho/m; εr =36.73; ρ= 1000 kg/m³ ;
Phantom section: Flat Section
Ambient temperature (℃): 22.4, Liquid temperature (℃): 22.1

SATIMO Configuration:

- Probe: SSE2; Calibrated: Apr. 13, 2022; Serial No.: SN 13/22 EPGO368
- Sensor-Surface: 4mm (Mechanical Surface Detection)
- Phantom: SAM twin phantom
- Measurement SW: OpenSAR V4_02_35

Configuration/802.11a-CH157- Mid - Touch-Right /Area Scan: Measurement grid: dx=8mm, dy=8mm
Configuration/802.11a-CH157- Mid - Touch-Right /Zoom Scan: Measurement grid: dx=4mm,dy=4mm, dz=2mm

Area Scan	dx=8mm dy=8mm, h= 5.00 mm
ZoomScan	7x7x12 dx=4mm dy=4mm dz=2mm
Phantom	Right head
Device Position	Cheek
Band	5200MHz
Channels	Middle
Signal	Crest factor: 1.0

SURFACE SAR	VOLUME SAR
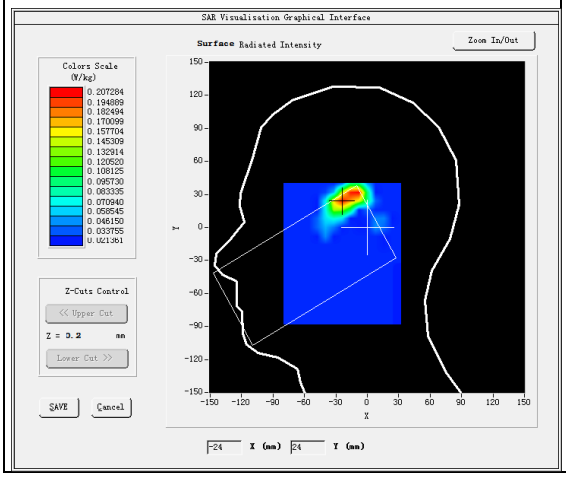	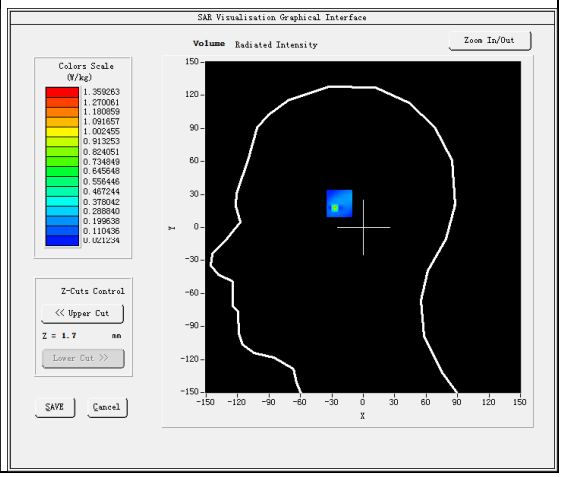

Maximum location: X=-23.00, Y=25.00
SAR Peak: 5.04 W/kg

SAR 10g (W/Kg)	0.106942
SAR 1g (W/Kg)	0.446095

Any report having not been signed by authorized approver, or having been altered without authorization, or having not been stamped by the "Dedicated Testing/Inspection Stamp" is deemed to be invalid. Copying or excerpting portion of, or altering the content of the report is not permitted without the written authorization of AGC. The test results presented in the report apply only to the tested sample. Any objections to report issued by AGC should be submitted to AGC within 15days after the issuance of the test report. Further enquiry of validity or verification of the test report should be addressed to AGC by agc01@agccert.com.

Z (mm)	0.00	4.00	6.00	8.00	10.00	12.00	14.00	16.00	18.00	20.00	22.00	24.00
SAR (W/Kg)	5.2955	1.3593	0.0871	0.0289	0.0234	0.0238	0.0238	0.0238	0.0238	0.0238	0.0238	0.0238

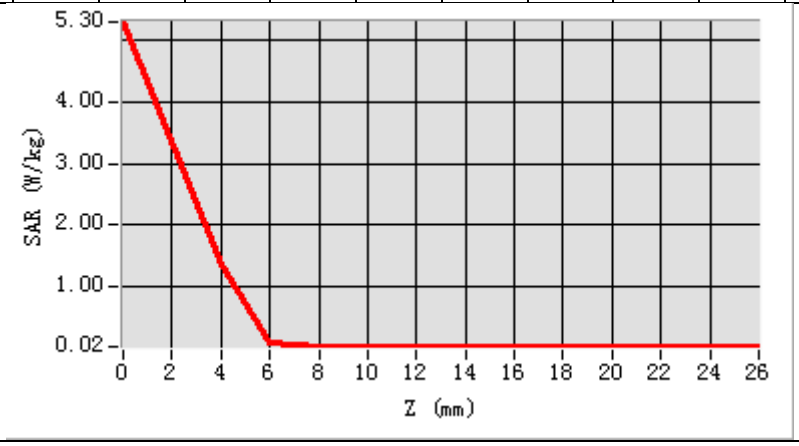

3D screen shot	Hot spot position
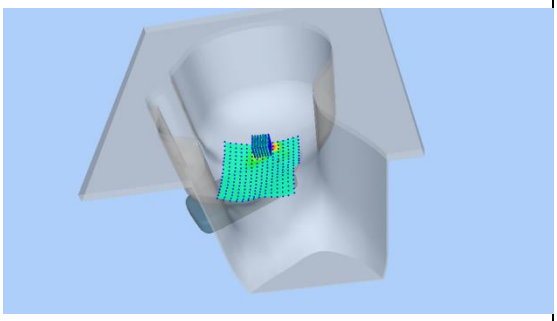	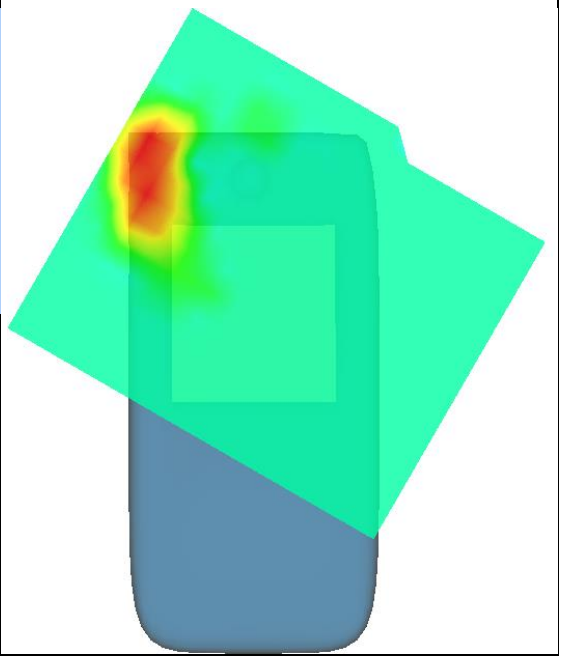

Any report having not been signed by authorized approver, or having been altered without authorization, or having not been stamped by the "Dedicated Testing/Inspection Stamp" is deemed to be invalid. Copying or excerpting portion of, or altering the content of the report is not permitted without the written authorization of AGC. The test results presented in the report apply only to the tested sample. Any objections to report issued by AGC should be submitted to AGC within 15days after the issuance of the test report. Further enquiry of validity or verification of the test report should be addressed to AGC by agc01@agccert.com.

Test Laboratory: AGC Lab **Date: Aug. 16,2022**
802.11a-CH157- Mid -Edge 4(Left)
DUT: TD-LTE wireless data terminal; Type: T6

Communication System: Wi-Fi; Communication System Band: 802.11a; Duty Cycle: 1:1; Conv.F=1.42;
Frequency: 5785MHz; Medium parameters used: f = 5800 MHz; σ= 5.23mho/m; εr =36.73; ρ= 1000 kg/m³ ;
Phantom section: Flat Section
Ambient temperature (℃): 22.4, Liquid temperature (℃): 22.1

SATIMO Configuration:

- Probe: SSE2; Calibrated: Apr. 13, 2022; Serial No.: SN 13/22 EPGO368
- Sensor-Surface: 4mm (Mechanical Surface Detection)
- Phantom: SAM twin phantom
- Measurement SW: OpenSAR V4_02_35

Configuration/ 802.11a-CH157- Mid - Edge 4(Left) /Area Scan: Measurement grid: dx=8mm, dy=8mm
Configuration/ 802.11a-CH157- Mid - Edge 4(Left) /Zoom Scan: Measurement grid: dx=4mm,dy=4mm, dz=2mm

Area Scan	sam_direct_droit2_surf8mm.txt
ZoomScan	7x7x12 dx=4mm dy=4mm dz=2mm
Phantom	Validation plane
Device Position	Edge 4(Left)
Band	5800MHz
Channels	Middle
Signal	Crest factor: 1.0

SURFACE SAR	VOLUME SAR
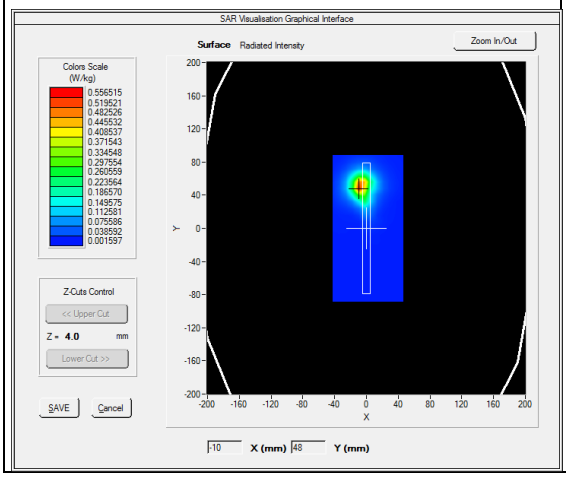	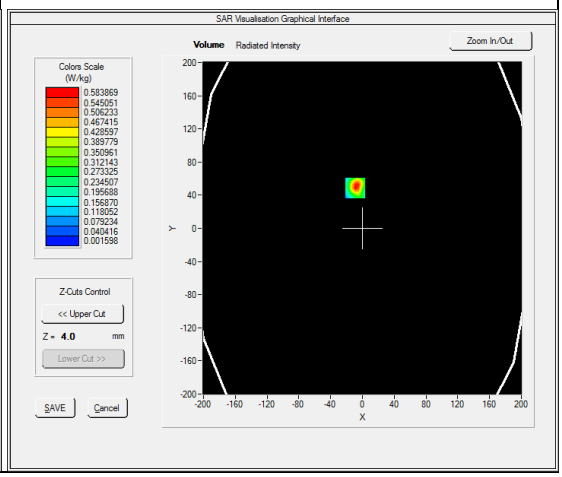

Maximum location: X=-9.00, Y=49.00
SAR Peak: 1.70 W/kg

SAR 10g (W/Kg)	0.191947
SAR 1g (W/Kg)	0.586794

Any report having not been signed by authorized approver, or having been altered without authorization, or having not been stamped by the "Dedicated Testing/Inspection Stamp" is deemed to be invalid. Copying or excerpting portion of, or altering the content of the report is not permitted without the written authorization of AGC. The test results presented in the report apply only to the tested sample. Any objections to report issued by AGC should be submitted to AGC within 15days after the issuance of the test report. Further enquiry of validity or verification of the test report should be addressed to AGC by agc01@agccert.com.

Z (mm)	0.00	4.00	6.00	8.00	10.00	12.00	14.00	16.00	18.00	20.00	22.00	24.00
SAR (W/Kg)	1.7033	0.5839	0.2663	0.1212	0.0543	0.0246	0.0113	0.0046	0.0029	0.0026	0.0019	0.0019

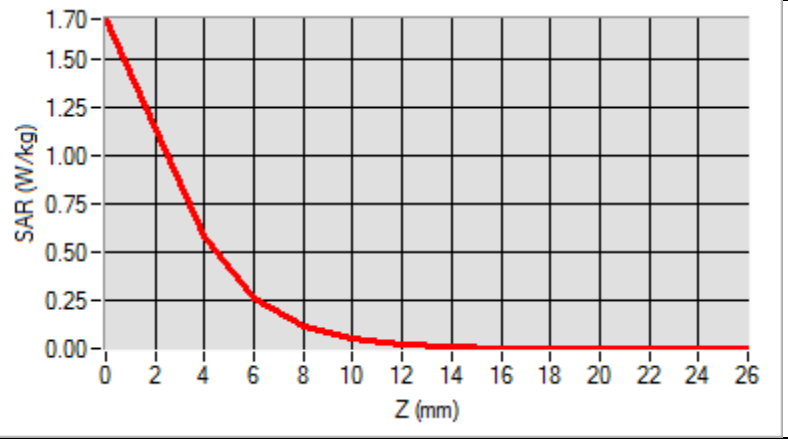

3D screen shot	Hot spot position
	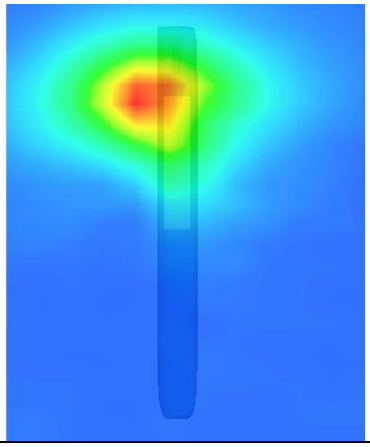

Any report having not been signed by authorized approver, or having been altered without authorization, or having not been stamped by the "Dedicated Testing/Inspection Stamp" is deemed to be invalid. Copying or excerpting portion of, or altering the content of the report is not permitted without the written authorization of AGC. The test results presented in the report apply only to the tested sample. Any objections to report issued by AGC should be submitted to AGC within 15days after the issuance of the test report. Further enquiry of validity or verification of the test report should be addressed to AGC by agc01@agccert.com.

Repeated SAR
Test Laboratory: AGC Lab **Date: Aug. 22,2022**
GPRS 850 Mid- Body- Back (3up)
DUT: TD-LTE wireless data terminal; Type: T6

Communication System: GPRS-3 Slot; Communication System Band: GSM 850; Duty Cycle: 1:2.7; Conv.F=1.42; Frequency: 836.6 MHz; Medium parameters used: f = 835 MHz; σ= 0.93 mho/m; εr = 40.34; ρ= 1000 kg/m³ ;
Phantom section: Flat Section
Ambient temperature (℃): 22.2, Liquid temperature (℃): 22.0

SATIMO Configuration:

- Probe: SSE2; Calibrated: Apr. 13, 2022; Serial No.: SN 13/22 EPGO368
- Sensor-Surface: 4mm (Mechanical Surface Detection)
- Phantom: SAM twin phantom
- Measurement SW: OpenSAR V4_02_35

Configuration/GPRS 850 Mid-Body-Back/Area Scan: Measurement grid: dx=8mm, dy=8mm
Configuration/GPRS 850 Mid-Body-Back/Zoom Scan: Measurement grid: dx=8mm,dy=8mm, dz=5mm;

Area Scan	surf_sam_plan.txt, h= 5.00 mm
Zoom Scan	5x5x7,dx=8mm dy=8mm dz=5mm,Complete
Phantom	Validation plane
Device Position	Body Back
Band	GSM 850
Channels	Middle
Signal	TDMA (Crest factor: 2.7)

SURFACE SAR	VOLUME SAR
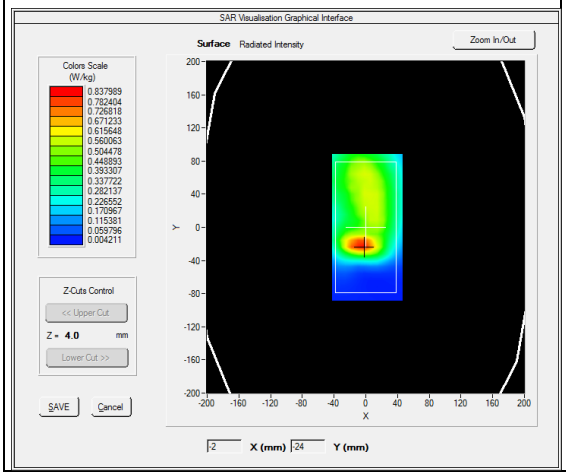	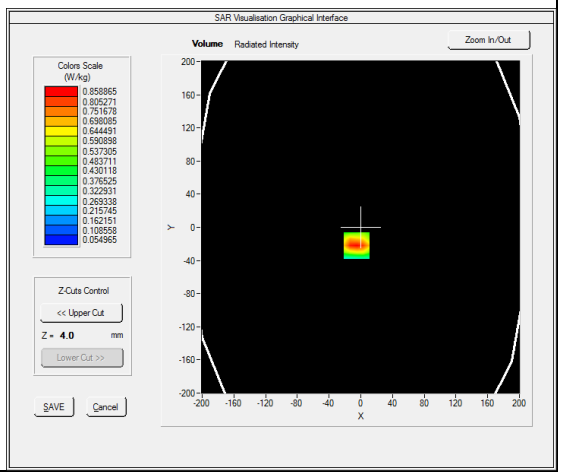

Maximum location: X=-5.00, Y=-22.00
SAR Peak: 1.29 W/kg

SAR 10g (W/Kg)	0.468740
SAR 1g (W/Kg)	0.809718

Any report having not been signed by authorized approver, or having been altered without authorization, or having not been stamped by the "Dedicated Testing/Inspection Stamp" is deemed to be invalid. Copying or excerpting portion of, or altering the content of the report is not permitted without the written authorization of AGC. The test results presented in the report apply only to the tested sample. Any objections to report issued by AGC should be submitted to AGC within 15days after the issuance of the test report. Further enquiry of validity or verification of the test report should be addressed to AGC by agc01@agccert.com.

Z (mm)	0.00	4.00	9.00	14.00	19.00	24.00	29.00
SAR (W/Kg)	1.2392	0.8589	0.5355	0.3427	0.2208	0.1518	0.1120

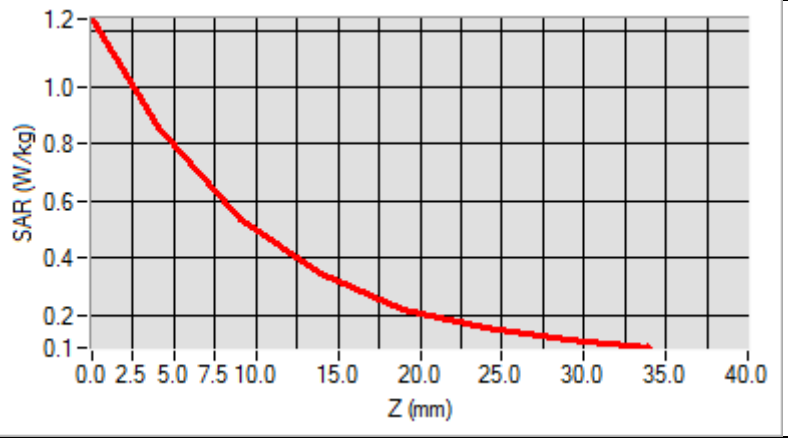

3D screen shot	Hot spot position
	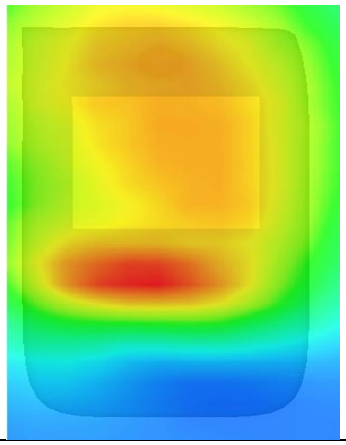

Any report having not been signed by authorized approver, or having been altered without authorization, or having not been stamped by the "Dedicated Testing/Inspection Stamp" is deemed to be invalid. Copying or excerpting portion of, or altering the content of the report is not permitted without the written authorization of AGC. The test results presented in the report apply only to the tested sample. Any objections to report issued by AGC should be submitted to AGC within 15days after the issuance of the test report. Further enquiry of validity or verification of the test report should be addressed to AGC by agc01@agccert.com.

Test Laboratory: AGC Lab **Date: Aug. 25,2022**
WCDMA Band IV Mid-Body-Towards Grounds (RMC)
DUT: TD-LTE wireless data terminal; Type: T6

Communication System: UMTS; Communication System Band: BAND IV UTRA/FDD; Duty Cycle:1: 1; Conv.F=1.73; Frequency:1732.4 MHz; Medium parameters used: f = 1800 MHz; σ=1.39 mho/m; εr =40.32; ρ= 1000 kg/m³;
Phantom section: Flat Section
Ambient temperature (℃): 21.6, Liquid temperature (℃): 21.3

SATIMO Configuration:

- Probe: SSE2; Calibrated: Apr. 13, 2022; Serial No.: SN 13/22 EPGO368
- Sensor-Surface: 4mm (Mechanical Surface Detection)
- Phantom: SAM twin phantom
- Measurement SW: OpenSAR V4_02_35

Configuration/ WCDMA Band IV Mid-Body-Back/Area Scan: Measurement grid: dx=8mm, dy=8mm
Configuration/ WCDMA Band IV Mid-Body-Back/Zoom Scan: Measurement grid: dx=8mm,dy=8mm, dz=5mm;

Area Scan	surf_sam_plan.txt, h= 5.00 mm
ZoomScan	5x5x7,dx=8mm dy=8mm dz=5mm,Complete
Phantom	Validation plane
Device Position	Body Back
Band	WCDMA Band IV
Channels	Middle
Signal	CDMA (Crest factor: 1.0)

SURFACE SAR	VOLUME SAR
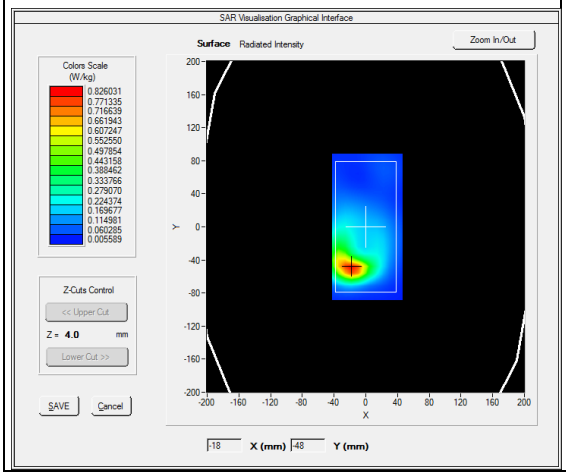	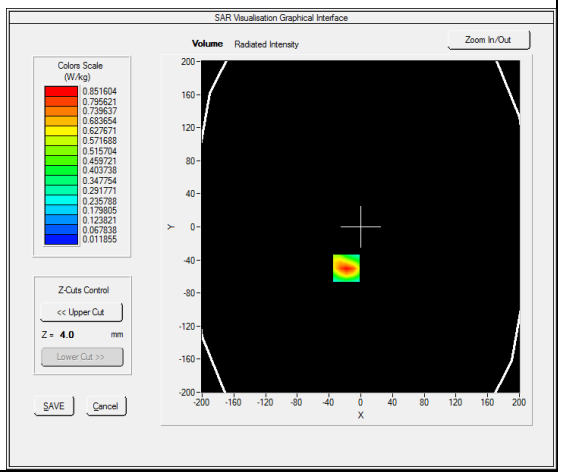

Maximum location: X=-18.00, Y=-50.00
SAR Peak: 1.39 W/kg

SAR 10g (W/Kg)	0.408476
SAR 1g (W/Kg)	0.802335

Z (mm)	0.00	4.00	9.00	14.00	19.00	24.00	29.00

Any report having not been signed by authorized approver, or having been altered without authorization, or having not been stamped by the "Dedicated Testing/Inspection Stamp" is deemed to be invalid. Copying or excerpting portion of, or altering the content of the report is not permitted without the written authorization of AGC. The test results presented in the report apply only to the tested sample. Any objections to report issued by AGC should be submitted to AGC within 15days after the issuance of the test report. Further enquiry of validity or verification of the test report should be addressed to AGC by agc01@agccert.com.

SAR (W/Kg)	1.3925	0.8516	0.4445	0.2422	0.1326	0.0731	0.0406

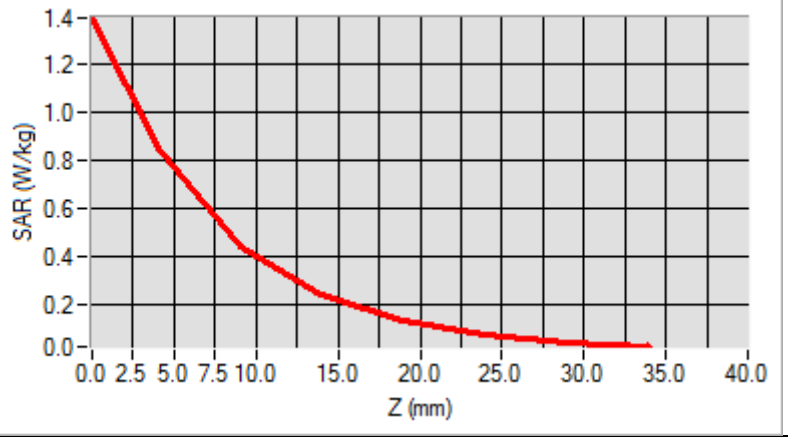

3D screen shot	Hot spot position
	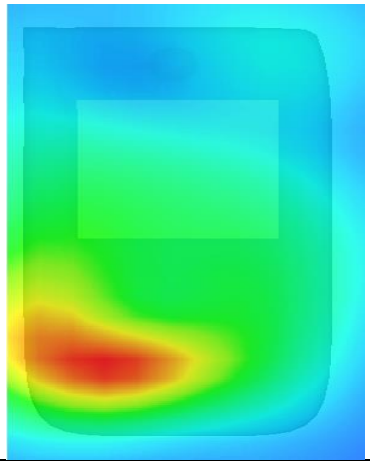

Any report having not been signed by authorized approver, or having been altered without authorization, or having not been stamped by the "Dedicated Testing/Inspection Stamp" is deemed to be invalid. Copying or excerpting portion of, or altering the content of the report is not permitted without the written authorization of AGC. The test results presented in the report apply only to the tested sample. Any objections to report issued by AGC should be submitted to AGC within 15days after the issuance of the test report. Further enquiry of validity or verification of the test report should be addressed to AGC by agc01@agccert.com.

APPENDIX C. TEST SETUP PHOTOGRAPHS

LEFT-CHEEK TOUCH



LEFT-TILT 15^0



Any report having not been signed by authorized approver, or having been altered without authorization, or having not been stamped by the "Dedicated Testing/Inspection Stamp" is deemed to be invalid. Copying or excerpting portion of, or altering the content of the report is not permitted without the written authorization of AGC. The test results presented in the report apply only to the tested sample. Any objections to report issued by AGC should be submitted to AGC within 15days after the issuance of the test report. Further enquiry of validity or verification of the test report should be addressed to AGC by agc01@agccert.com.

RIGHT- CHEEK TOUCH



RIGHT-TILT 15^0



Any report having not been signed by authorized approver, or having been altered without authorization, or having not been stamped by the "Dedicated Testing/Inspection Stamp" is deemed to be invalid. Copying or excerpting portion of, or altering the content of the report is not permitted without the written authorization of AGC. The test results presented in the report apply only to the tested sample. Any objections to report issued by AGC should be submitted to AGC within 15days after the issuance of the test report. Further enquiry of validity or verification of the test report should be addressed to AGC by agc01@agccert.com.

Body Back 10mm



Body Front 10mm



Any report having not been signed by authorized approver, or having been altered without authorization, or having not been stamped by the "Dedicated Testing/Inspection Stamp" is deemed to be invalid. Copying or excerpting portion of, or altering the content of the report is not permitted without the written authorization of AGC. The test results presented in the report apply only to the tested sample. Any objections to report issued by AGC should be submitted to AGC within 15days after the issuance of the test report. Further enquiry of validity or verification of the test report should be addressed to AGC by agc01@agccert.com.

Edge 1(Top) 10mm-Hotspot Mode

Edge 2(Right) 10mm-Hotspot Mode

Any report having not been signed by authorized approver, or having been altered without authorization, or having not been stamped by the "Dedicated Testing/Inspection Stamp" is deemed to be invalid. Copying or excerpting portion of, or altering the content of the report is not permitted without the written authorization of AGC. The test results presented in the report apply only to the tested sample. Any objections to report issued by AGC should be submitted to AGC within 15days after the issuance of the test report. Further enquiry of validity or verification of the test report should be addressed to AGC by agc01@agccert.com.

Edge 3(Bottom) 10mm-Hotspot Mode



Edge 4(Left) 10mm-Hotspot Mode



Any report having not been signed by authorized approver, or having been altered without authorization, or having not been stamped by the "Dedicated Testing/Inspection Stamp" is deemed to be invalid. Copying or excerpting portion of, or altering the content of the report is not permitted without the written authorization of AGC. The test results presented in the report apply only to the tested sample. Any objections to report issued by AGC should be submitted to AGC within 15days after the issuance of the test report. Further enquiry of validity or verification of the test report should be addressed to AGC by agc01@agccert.com.

DEPTH OF THE LIQUID IN THE PHANTOM—ZOOM IN

Note：The position used in the measurement were according to IEEE 1528-2013

750MHz head	750MHz body
	
835MHz head	**835MHz body**
	
1900MHz head	**1900MHz body**
	

Any report having not been signed by authorized approver, or having been altered without authorization, or having not been stamped by the "Dedicated Testing/Inspection Stamp" is deemed to be invalid. Copying or excerpting portion of, or altering the content of the report is not permitted without the written authorization of AGC. The test results presented in the report apply only to the tested sample. Any objections to report issued by AGC should be submitted to AGC within 15days after the issuance of the test report. Further enquiry of validity or verification of the test report should be addressed to AGC by agc01@agccert.com.

1750MHz head	1750MHz body
	
2450MHz head	2450MHz body
	

Any report having not been signed by authorized approver, or having been altered without authorization, or having not been stamped by the "Dedicated Testing/Inspection Stamp" is deemed to be invalid. Copying or excerpting portion of, or altering the content of the report is not permitted without the written authorization of AGC. The test results presented in the report apply only to the tested sample. Any objections to report issued by AGC should be submitted to AGC within 15days after the issuance of the test report. Further enquiry of validity or verification of the test report should be addressed to AGC by agc01@agccert.com.

2600MHz head	2600MHz body
	
5000MHz head	**5000MHz body**
	

Any report having not been signed by authorized approver, or having been altered without authorization, or having not been stamped by the "Dedicated Testing/Inspection Stamp" is deemed to be invalid. Copying or excerpting portion of, or altering the content of the report is not permitted without the written authorization of AGC. The test results presented in the report apply only to the tested sample. Any objections to report issued by AGC should be submitted to AGC within 15days after the issuance of the test report. Further enquiry of validity or verification of the test report should be addressed to AGC by agc01@agccert.com.

APPENDIX D. CALIBRATION DATA

Refer to Attached files.

----END OF REPORT----

Any report having not been signed by authorized approver, or having been altered without authorization, or having not been stamped by the "Dedicated Testing/Inspection Stamp" is deemed to be invalid. Copying or excerpting portion of, or altering the content of the report is not permitted without the written authorization of AGC. The test results presented in the report apply only to the tested sample. Any objections to report issued by AGC should be submitted to AGC within 15days after the issuance of the test report. Further enquiry of validity or verification of the test report should be addressed to AGC by agc01@agccert.com.

Conditions of Issuance of Test Reports

1. All samples and goods are accepted by the Attestation of Global Compliance (Shenzhen) Co., Ltd. (the "Company") solely for testing and reporting in accordance with the following terms and conditions. The company provides its services on the basis that such terms and conditions constitute express agreement between the company and any person, firm or company requesting its services (the "Clients").
2. Any report issued by Company as a result of this application for testing services (the "Report") shall be issued in confidence to the Clients and the Report will be strictly treated as such by the Company. It may not be reproduced either in its entirety or in part and it may not be used for advertising or other unauthorized purposes without the written consent of the Company. The Clients to whom the Report is issued may, however, show or send it, or a certified copy thereof prepared by the Company to its customer, supplier or other persons directly concerned. The Company will not, without the consent of the Clients, enter into any discussion or correspondence with any third party concerning the contents of the Report, unless required by the relevant governmental authorities, laws or court orders.
3.The Company shall not be called or be liable to be called to give evidence or testimony on the Report in a court of law without its prior written consent, unless required by the relevant governmental authorities, laws or court orders.
4. In the event of the improper use of the report as determined by the Company, the Company reserves the right to withdraw it, and to adopt any other additional remedies which may be appropriate.
5. Samples submitted for testing are accepted on the understanding that the Report issued cannot form the basis of, or be the instrument for, any legal action against the Company.
6. The Company will not be liable for or accept responsibility for any loss or damage however arising from the use of information contained in any of its Reports or in any communication whatsoever about its said tests or investigations.
7.Clients wishing to use the Report in court proceedings or arbitration shall inform the Company to that effect prior to submitting the sample for testing.
8. The Company is not responsible for recalling the electronic version of the original report when any revision is made to them. The Client assumes the responsibility to providing the revised version to any interested party who uses them.
9. Subject to the variable length of retention time for test data and report stored hereinto as otherwise specifically required by individual accreditation authorities, the Company will only keep the supporting test data and information of the test report for a period of six years. The data and information will be disposed of after the aforementioned retention period has elapsed. Under no circumstances shall we provide any data and information which has been disposed of after retention period. Under no circumstances shall we be liable for damage of any kind, including (but not limited to) compensatory damages, lost profits, lost data, or any form of special, incidental, indirect, consequential or punitive damages of any kind, whether based on breach of contract of warranty, tort (including negligence), product liability or otherwise, even if we are informed in advance of the possibility of such damages.

Any report having not been signed by authorized approver, or having been altered without authorization, or having not been stamped by the "Dedicated Testing/Inspection Stamp" is deemed to be invalid. Copying or excerpting portion of, or altering the content of the report is not permitted without the written authorization of AGC. The test results presented in the report apply only to the tested sample. Any objections to report issued by AGC should be submitted to AGC within 15days after the issuance of the test report. Further enquiry of validity or verification of the test report should be addressed to AGC by agc01@agccert.com.

Attestation of Global Compliance(Shenzhen)Co., Ltd
Attestation of Global Compliance(Shenzhen)Std & Tech Co., Ltd
Tel: +86-755 2523 4088 E-mail: agc@agccert.com Web: http://www.agccert.com/