Test Graphs

11B_Ant1_2412

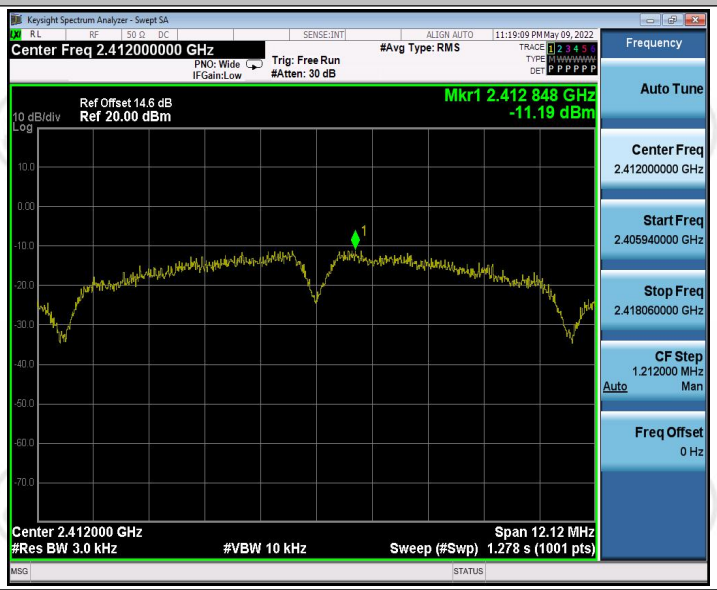

11B_Ant1_2437

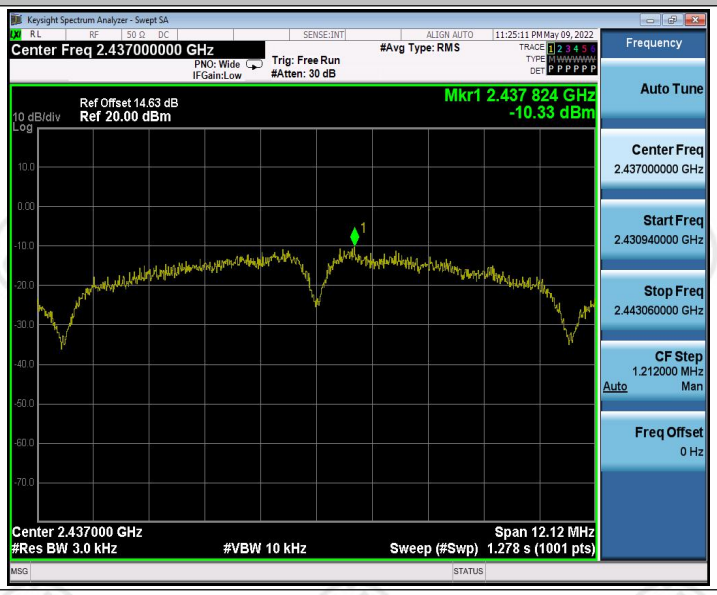

11B_Ant1_2462

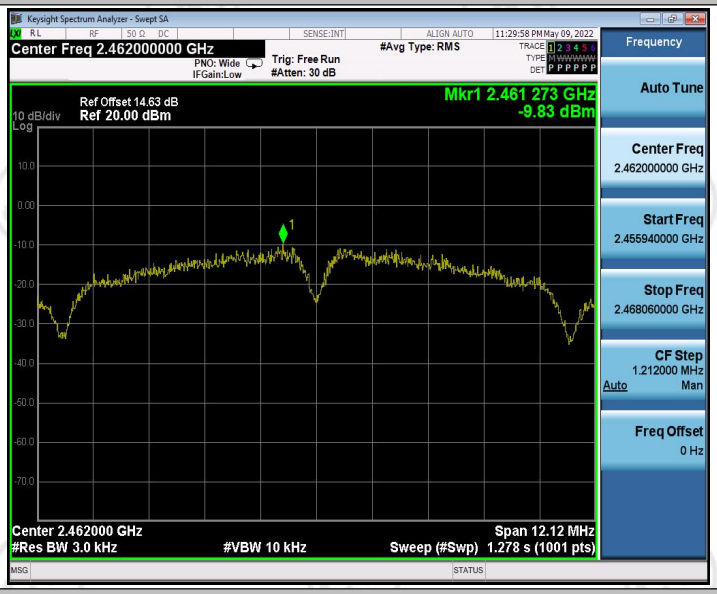

11G_Ant1_2412

11G_Ant1_2437

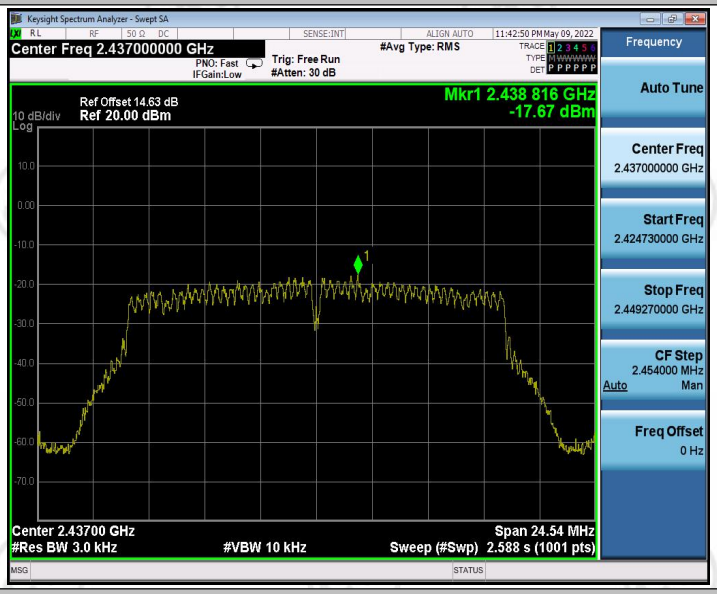

11G_Ant1_2462

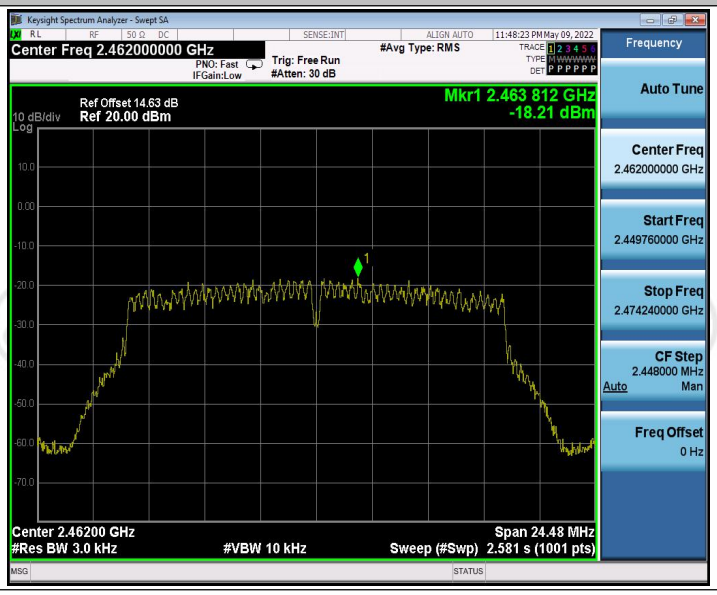

11N20SISO_Ant1_2412

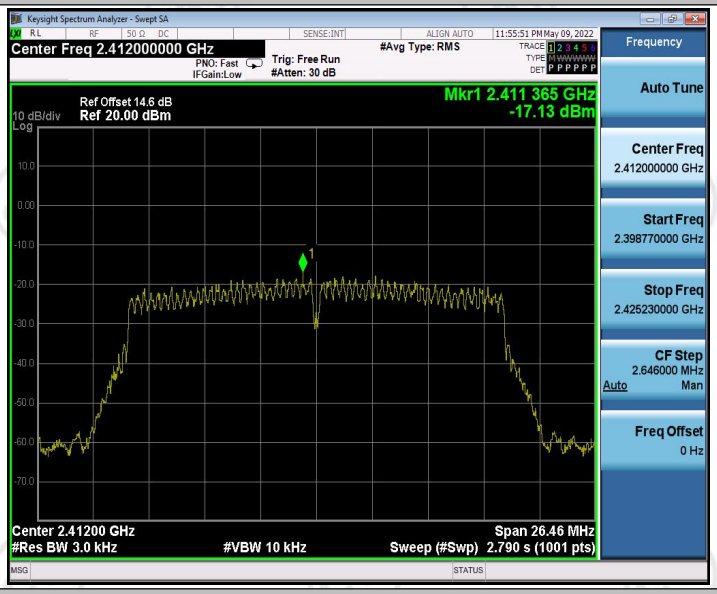

11N20SISO_Ant1_2437

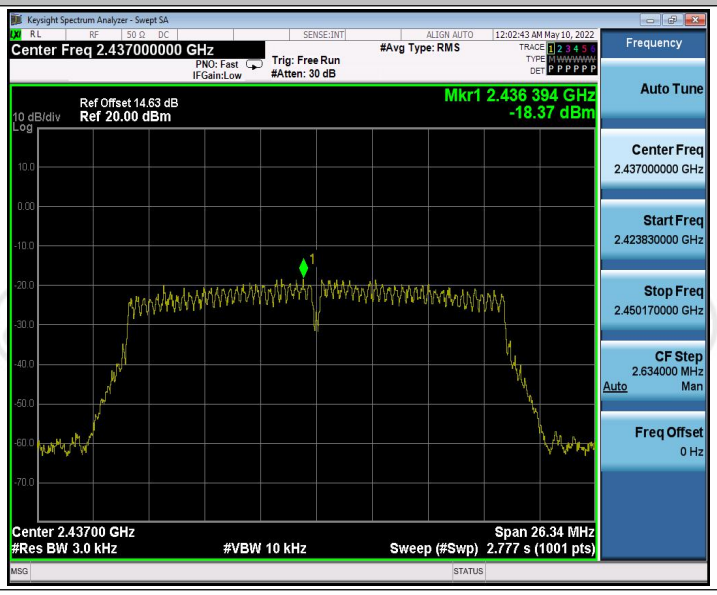

11N20SISO_Ant1_2462

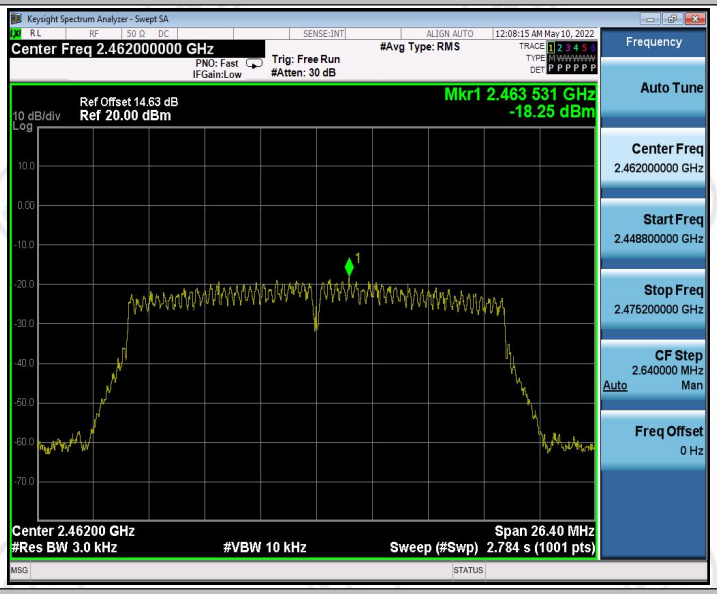

11N40SISO_Ant1_2422

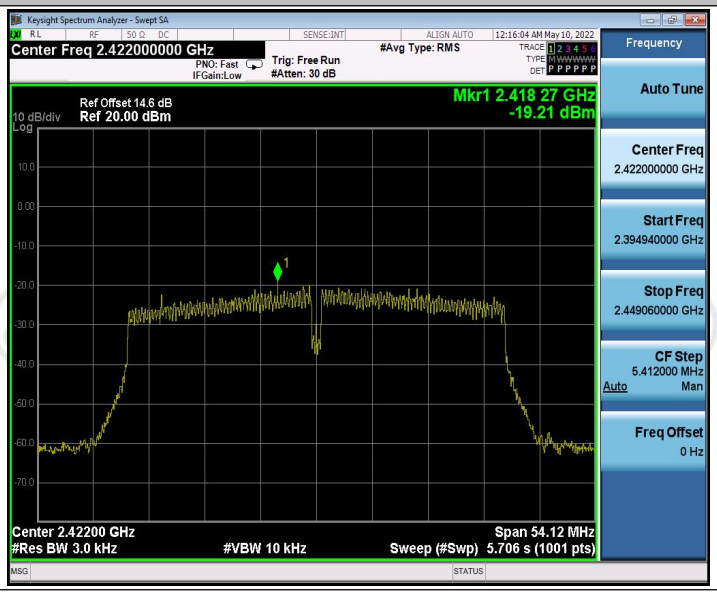

11N40SISO_Ant1_2437

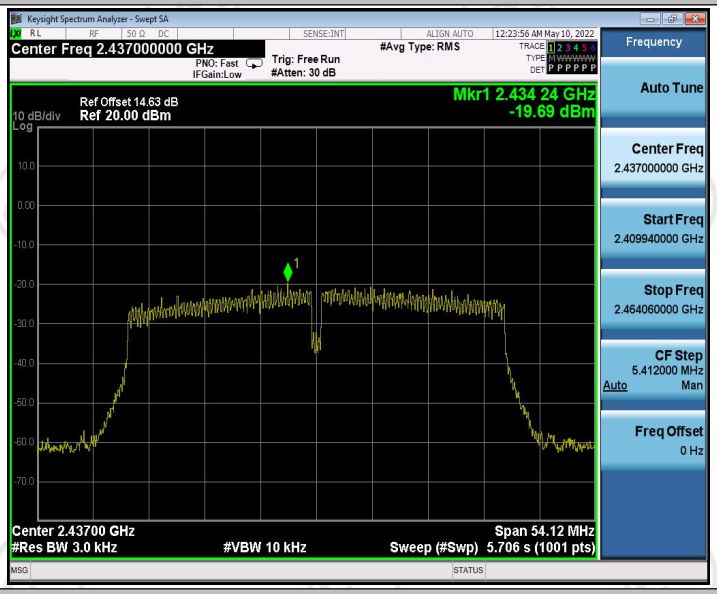

11N40SISO_Ant1_2452

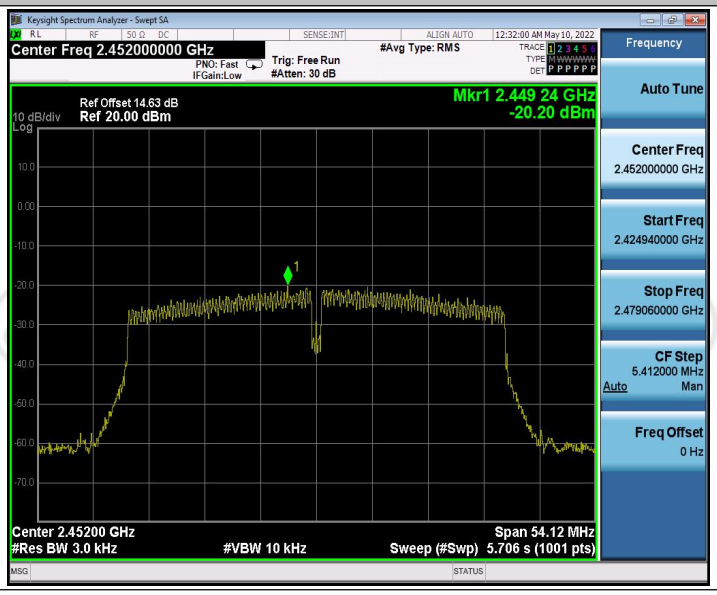

Appendix E: Reference level measurement

Test Result

TestMode	Antenna	Freq(MHz)	Max.Point[MHz]	Result[dBm]
11B	Ant1	2412	2411.50	3.22
		2437	2437.51	2.94
		2462	2461.52	3.21
11G	Ant1	2412	2412.88	-6.12
		2437	2435.50	-6.86
		2462	2461.00	-6.92
11N20SISO	Ant1	2412	2411.02	-6.90
		2437	2438.03	-7.08
		2462	2462.63	-7.46
11N40SISO	Ant1	2422	2424.11	-9.48
		2437	2438.62	-9.38
		2452	2452.87	-9.58

Test Graphs

11B_Ant1_2412

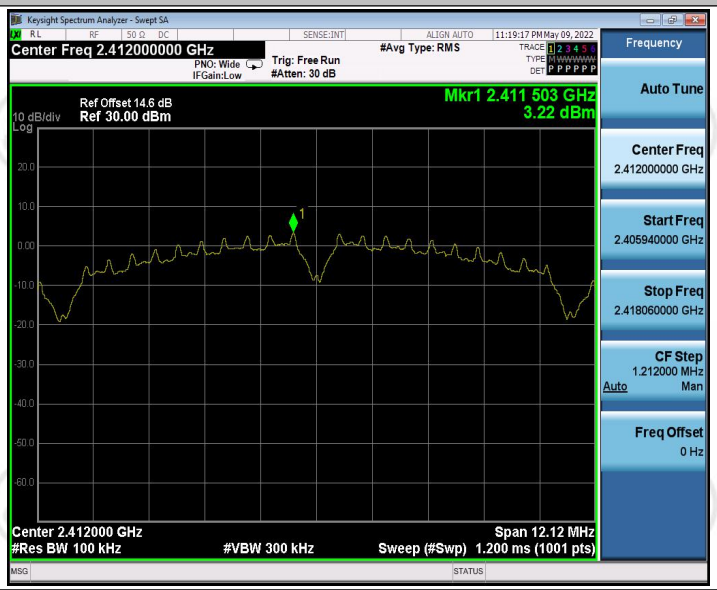

11B_Ant1_2437

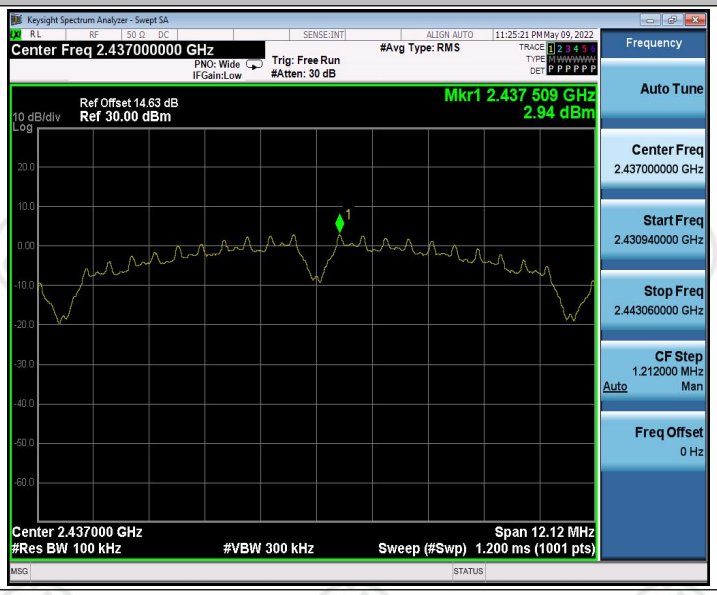

11B_Ant1_2462

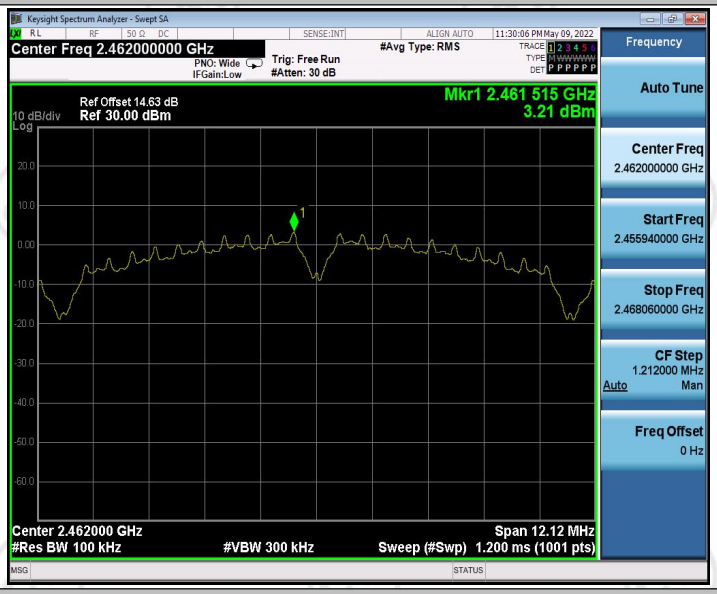

11G_Ant1_2412

11G_Ant1_2437

11G_Ant1_2462

11N20SISO_Ant1_2412

11N20SISO_Ant1_2437

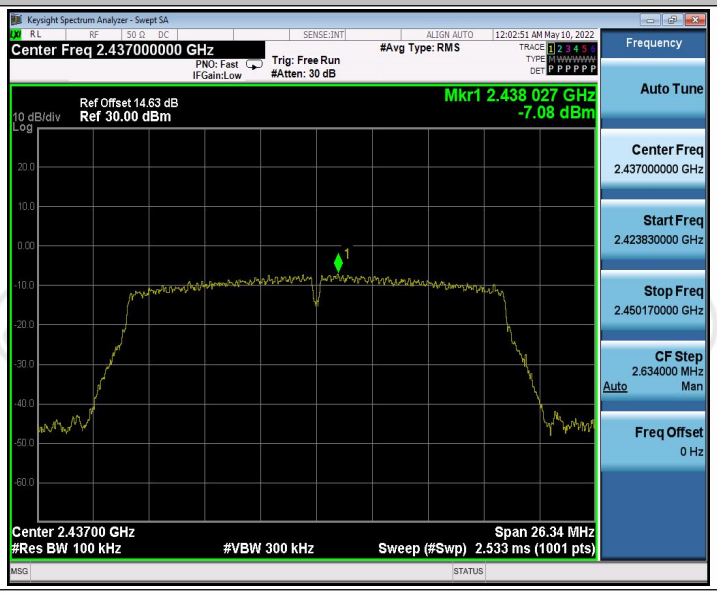

11N20SISO_Ant1_2462

11N40SISO_Ant1_2422

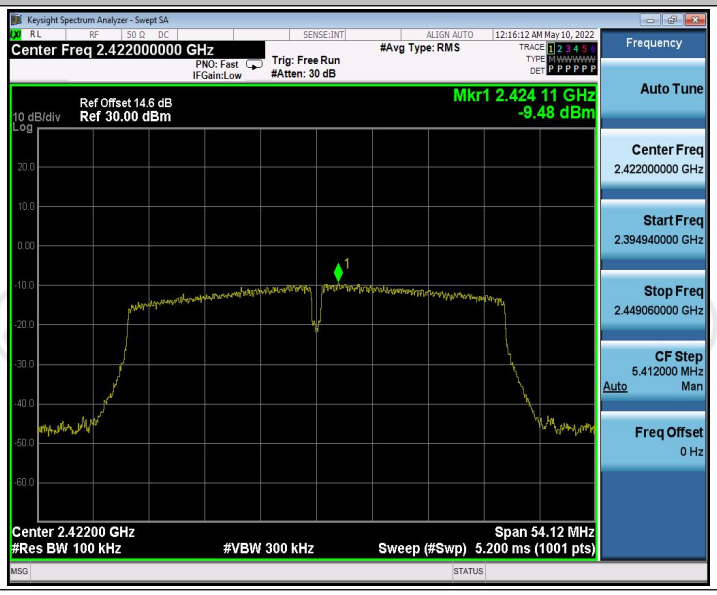

11N40SISO_Ant1_2437

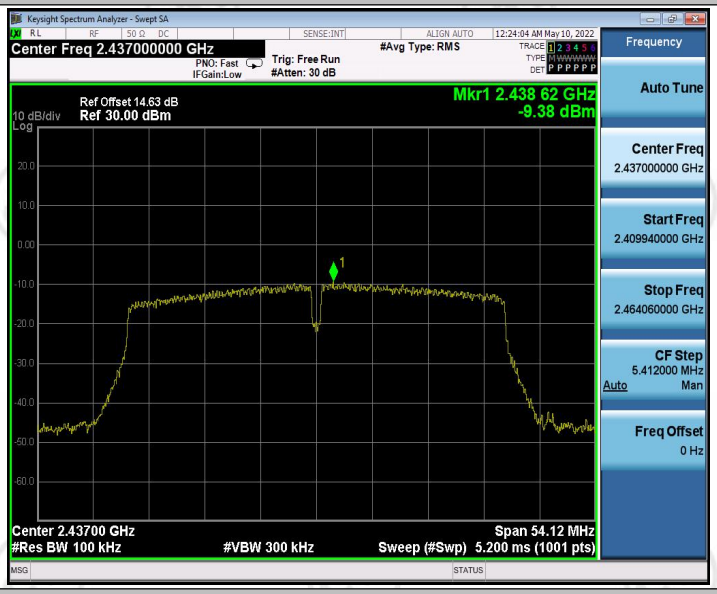

11N40SISO_Ant1_2452

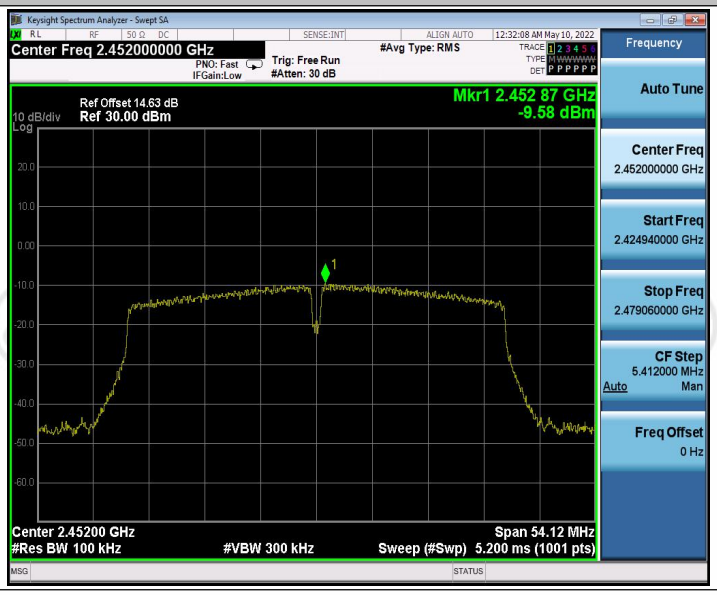

Appendix F: Band edge measurements

Test Result

Test Mode	Antenna	ChName	Frequency [MHz]	RefLevel[dBm]	Result [dBm]	Limit [dBm]	Verdict
11B	Ant1	Low	2412	3.22	-44.01	≤-16.78	PASS
		High	2462	3.21	-44.05	≤-16.79	PASS
11G	Ant1	Low	2412	-6.12	-43.15	≤-26.12	PASS
		High	2462	-6.92	-43.74	≤-26.92	PASS
11N20SISO	Ant1	Low	2412	-6.90	-44.24	≤-26.9	PASS
		High	2462	-7.46	-44.23	≤-27.46	PASS
11N40SISO	Ant1	Low	2422	-9.48	-44	≤-29.48	PASS
		High	2452	-9.58	-44.19	≤-29.58	PASS

Test Graphs

11B_Ant1_Low_2412

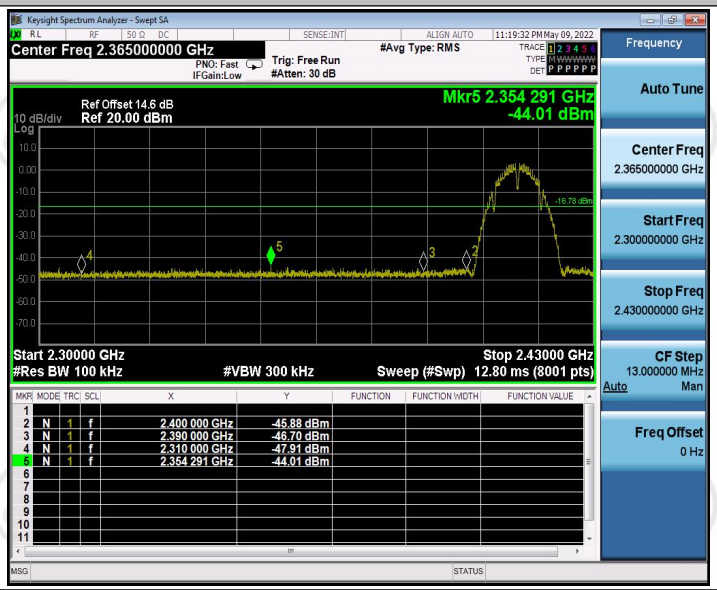

11B_Ant1_High_2462

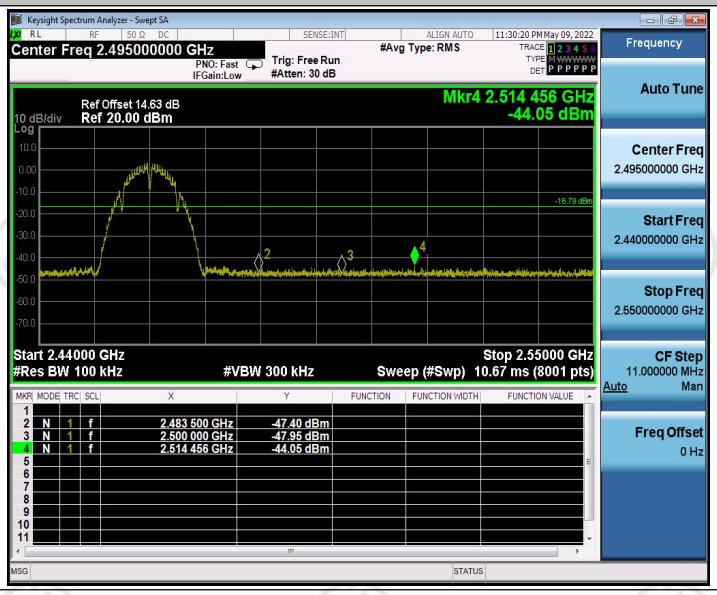

11G_Ant1_Low_2412

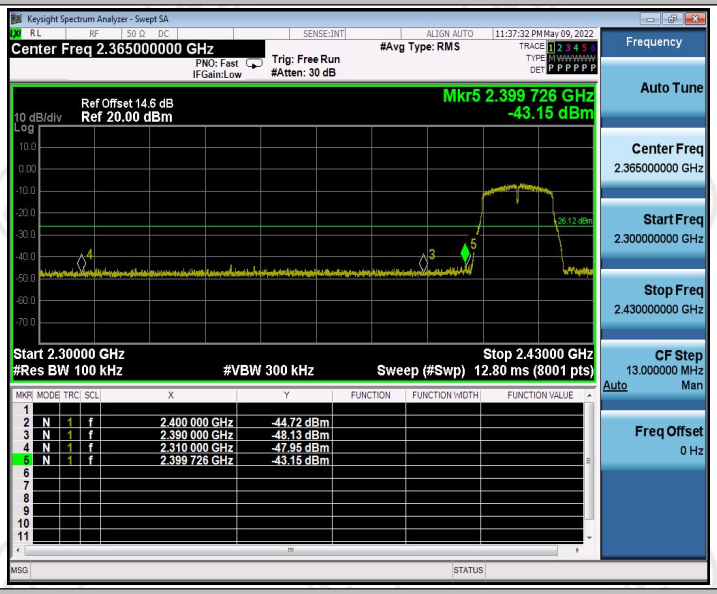

11G_Ant1_High_2462

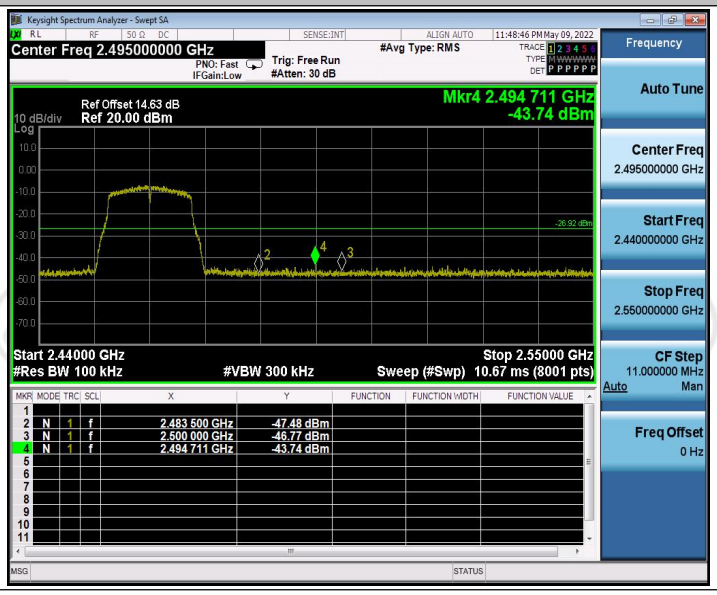

11N20SISO_Ant1_Low_2412

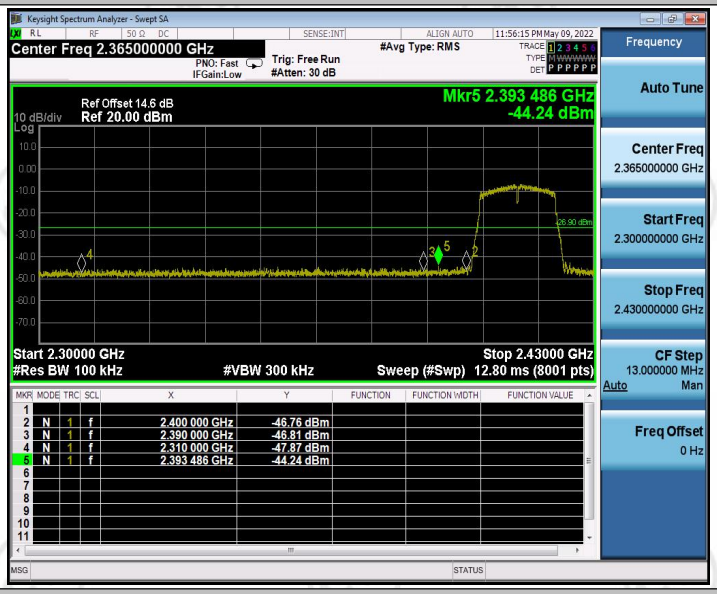

11N20SISO_Ant1_High_2462

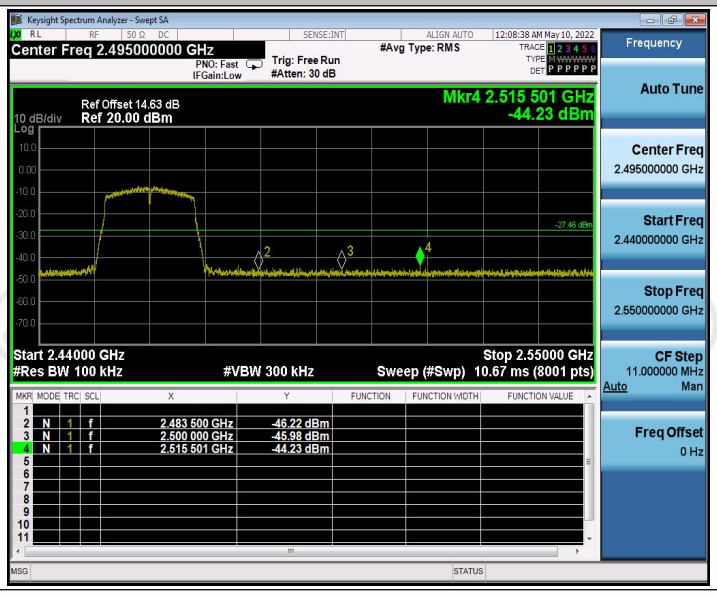

11N40SISO_Ant1_Low_2422

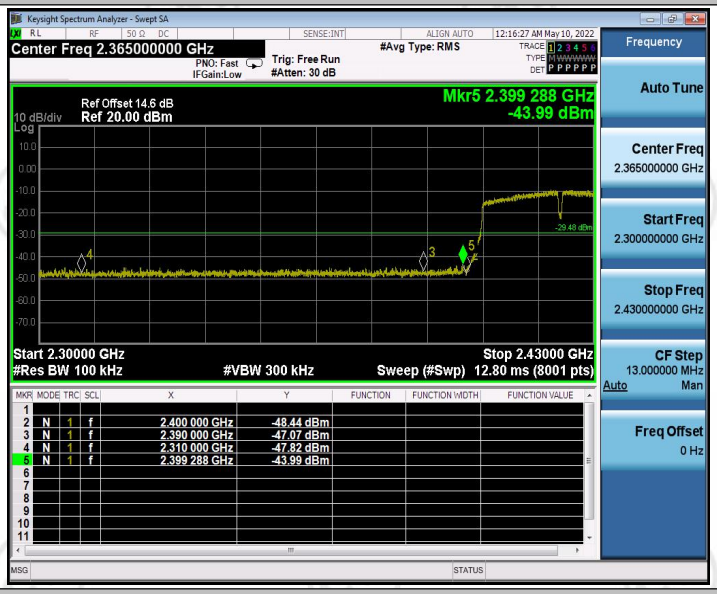

11N40SISO_Ant1_High_2452

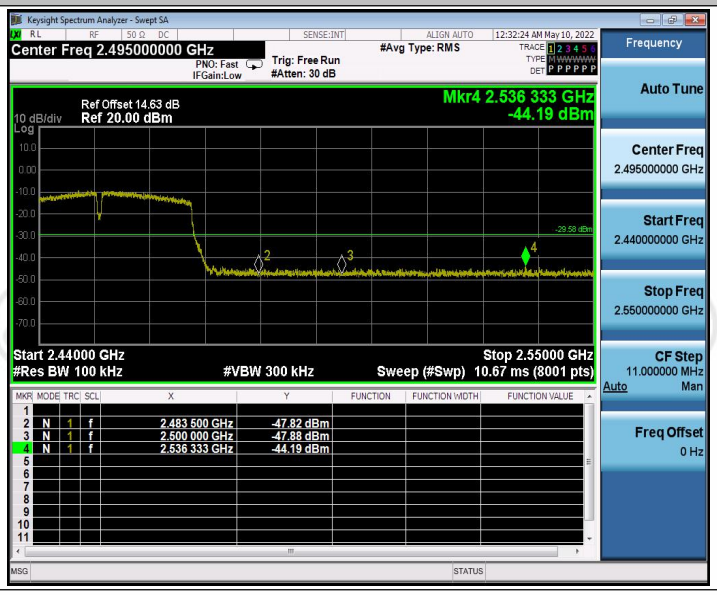

Appendix G: Conducted Spurious Emission

Test Result

TestMode	Antenna	Frequency[MHz]	FreqRange [Mhz]	RefLevel [dBm]	Result [dBm]	Limit [dBm]	Verdict
11B	Ant1	2412	30~1000	3.22	-55.59	≤-16.78	PASS
			1000~26500	3.22	-47.38	≤-16.78	PASS
		2437	30~1000	2.94	-55.07	≤-17.06	PASS
			1000~26500	2.94	-48	≤-17.06	PASS
		2462	30~1000	3.21	-56.31	≤-16.79	PASS
			1000~26500	3.21	-47.71	≤-16.79	PASS
11G	Ant1	2412	30~1000	-6.12	-56.31	≤-26.12	PASS
			1000~26500	-6.12	-48.18	≤-26.12	PASS
		2437	30~1000	-6.86	-56.01	≤-26.86	PASS
			1000~26500	-6.86	-48.38	≤-26.86	PASS
		2462	30~1000	-6.92	-55.84	≤-26.92	PASS
			1000~26500	-6.92	-47.93	≤-26.92	PASS
11N20SISO	Ant1	2412	30~1000	-6.90	-56.15	≤-26.9	PASS
			1000~26500	-6.90	-48.41	≤-26.9	PASS
		2437	30~1000	-7.08	-55.33	≤-27.08	PASS
			1000~26500	-7.08	-48.1	≤-27.08	PASS
		2462	30~1000	-7.46	-56.13	≤-27.46	PASS
			1000~26500	-7.46	-47.32	≤-27.46	PASS
11N40SISO	Ant1	2422	30~1000	-9.48	-56.06	≤-29.48	PASS
			1000~26500	-9.48	-48.07	≤-29.48	PASS
		2437	30~1000	-9.38	-52.45	≤-29.38	PASS
			1000~26500	-9.38	-48.19	≤-29.38	PASS
		2452	30~1000	-9.58	-56.11	≤-29.58	PASS
			1000~26500	-9.58	-48.25	≤-29.58	PASS

Test Graphs

11B_Ant1_2412_30~1000

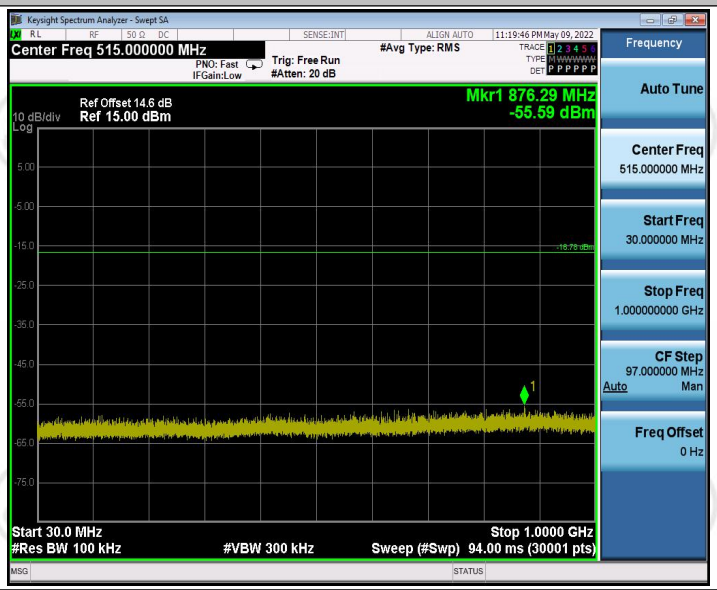
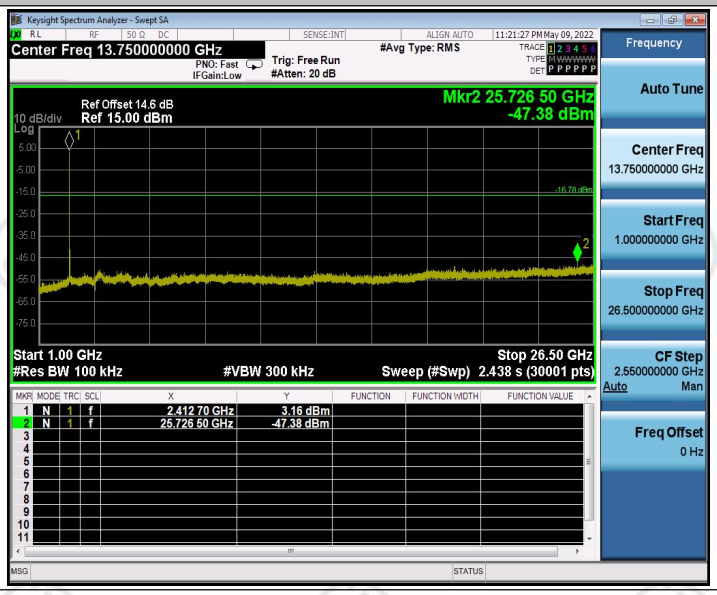
11B_Ant1_2412_1000~26500