# 承 认 书

## SPECIFICATION FOR APPROVAL

客 户 名 称

CUSTOMER NAME: 登虹 T410

产 品 名 称

PRODUCT NAME: 2.4/5G 内置天线 L=90mm

客 户 料 号

CUSTOMER P/N:

仁 丰 料 号

Ren Feng P/N: U00T02S000N03878 REV: B

| | MANUFACTURER SIGNATURE | CUSTOMER SIGNATURE |
|---|---|---|
| CHECKED BY: | 杨 振 | |
| AUDITOR BY: | 宋 俊 | |
| APPROVED BY: | 姚定军 | |
| DATE: | 2023-07-26 | |

# *Contents*

***ltem*** ***Description***

一、----------变更履历

二、----------规格表

三、 ----------成品图

四、 ----------测试报告

# 一、 变更履历

| 版本 | 日期 | 变更记录 |
|---|---|---|
| A | 2023--07-26 | 初版发行 |
| B | 2023--11-29 | 更改FPC方案，焊盘点胶及修改外露 |
| | | |
| | | |
| | | |
| | | |
| | | |
| | | |
| | | |
| | | |
| | | |
| | | |
| | | |
| | | |
| | | |
| | | |
| | | |
| | | |

## 二、规格表:

产品主要技术参数

| 主要技术指标 | | Main technical specifications | |
|---|---|---|---|
| 频率范围（MHZ） | 2400-2500<br>5150-5850 | Frequency Range (MHZ) | 2400-2500<br>5150-5850 |
| 特性阻抗(Ω) | 50 | Impedance(Ω) | 50 |
| 增益(dBi) | 2.4G:4.58<br>5G:4.12 | Peak Gain(dBi) | 2.4G:4.58<br>5G:4.12 |
| 输出电压驻波比 | ≦2.0 | VSWR | ≦2.0 |
| 极化方式 | 交叉极化 | Polarization | Cross |
| 方向性 | 全向性 | Radiation | Omni-directional |
| 连接方式 | 端子 | Connector Type | MHF Plug |
| 物理性能 | | Physical Properties | |
| 天线外套材料 | FPC | Antenna cover | PI |
| 工作温度 | -20℃~+70℃ | Operating Temp | -20℃~+70℃ |
| 保存温度 | -20℃~+70℃ | Storage Temp | -20℃~+70℃ |

## 三、成品图：


规格 Specification:
频率Frequency Range : 2.4/5GHz
端子朝向如图所示
*32.21±0.2
*12.74±0.2
*0.20±0.1
90±3
此处需点UV胶
手撕位
5 胶水 1 UV胶;
4 背胶 1 3M300LSE;
3 端子 1 Copper
2 FPC 1 PI
1 线材 1 1.37 Black;
NO DESCRIPTION Q'TY REMARK
产品符合环保RoHS 2.0之要求
带公差尺寸为检验尺寸
APPROVED
CHECKED
DRAWING
COSTOMER:
PART NO :
PARTNAME :RF Antenna Assembly
R.F P/NO : U00T02S000N03878
REV B
UNIT mm
SCALE 1:1
SIZE A4
SHEET 1OF1
RFlink
东莞市仁丰电子科技有限公司
RenFeng Electronic technology Co., LTD.
REV DATE DESCRIPTION
A 2023-08-09 NEW ISSUE
B 2023-11-29 更改FPC方案，焊盘点胶及更改外露

# Measurement data--Return Loss & VSWR-WIFI

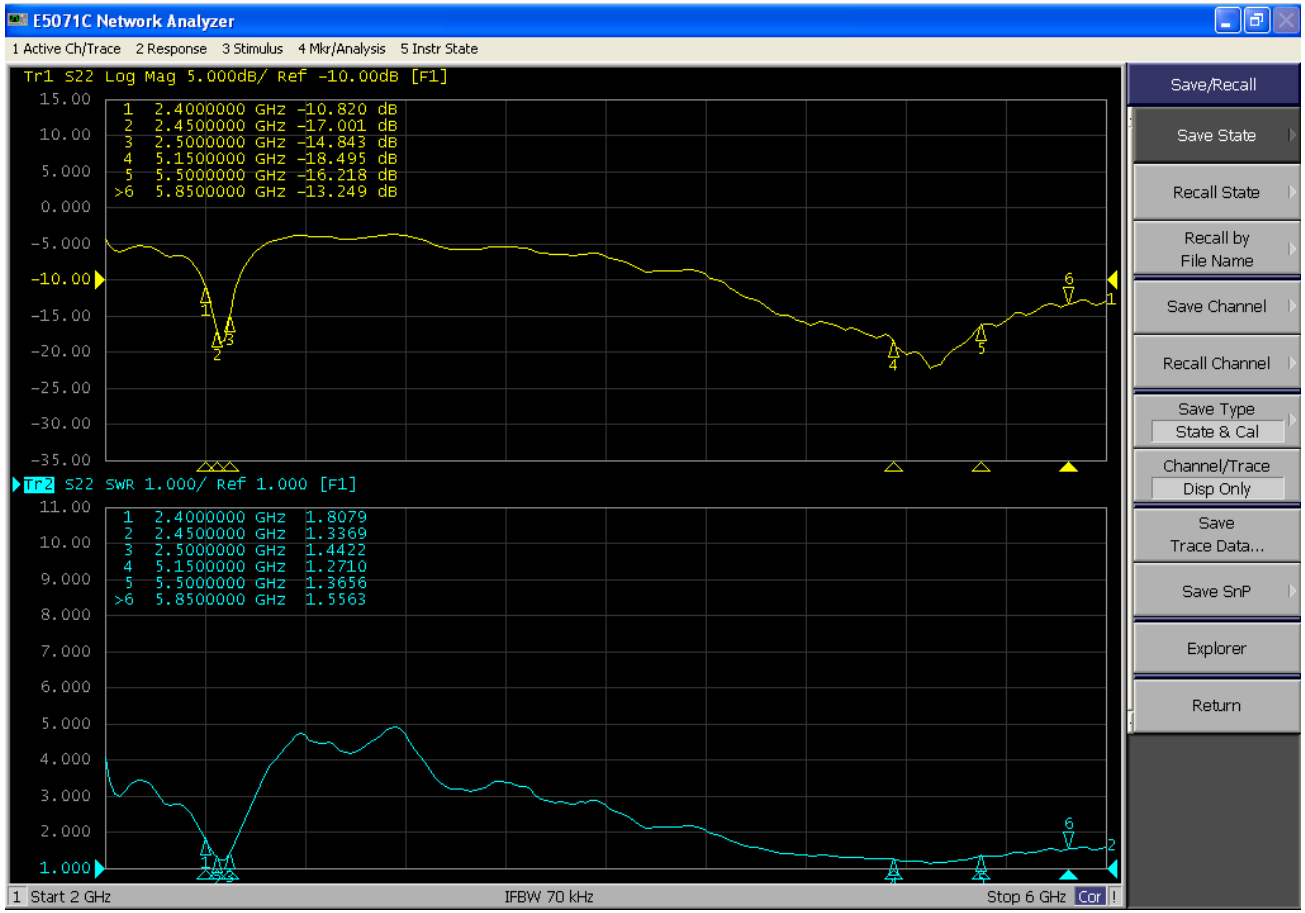

# Radiation pattern

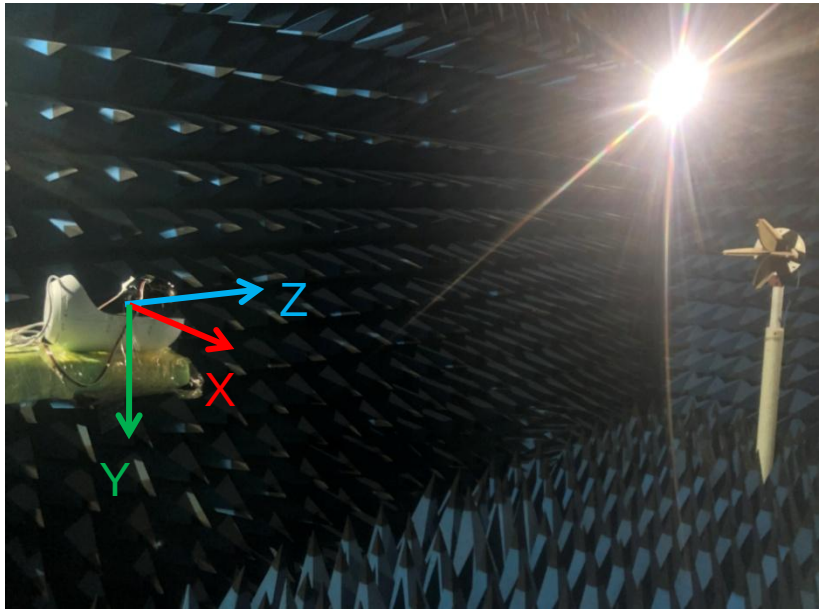




# Radiation pattern

2400MHz

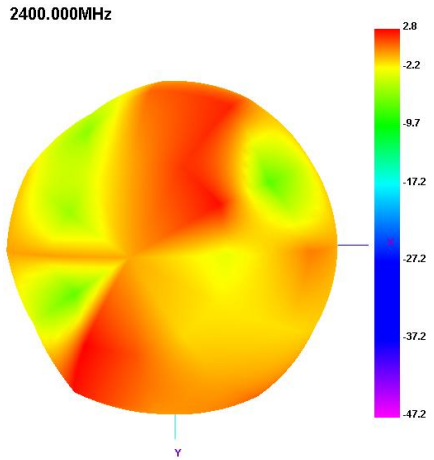


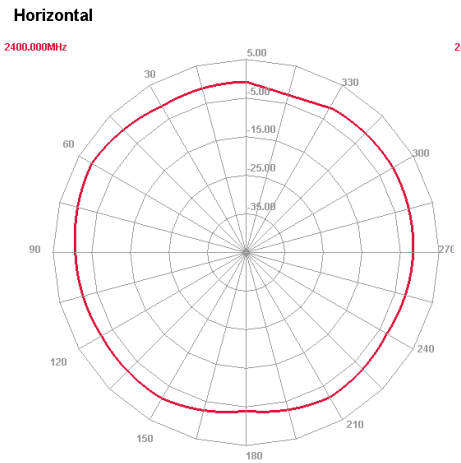


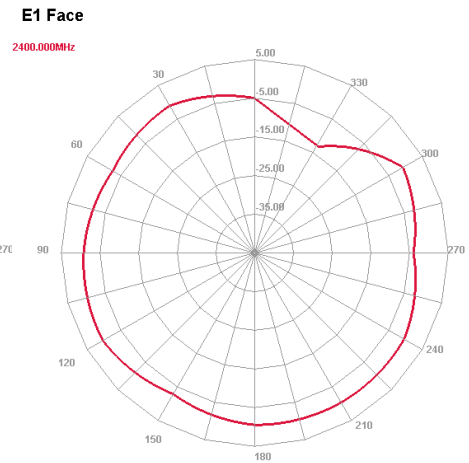


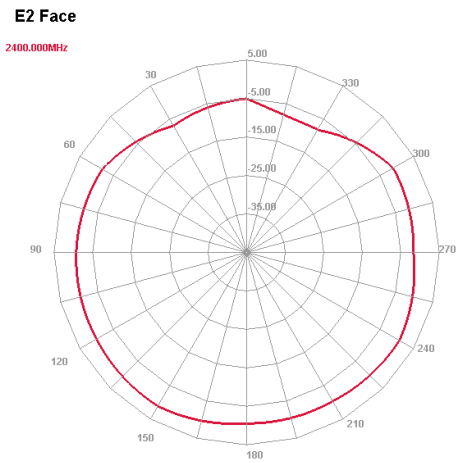

# Radiation pattern

2450MHz

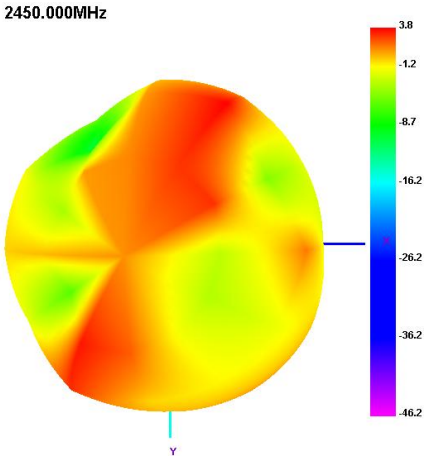


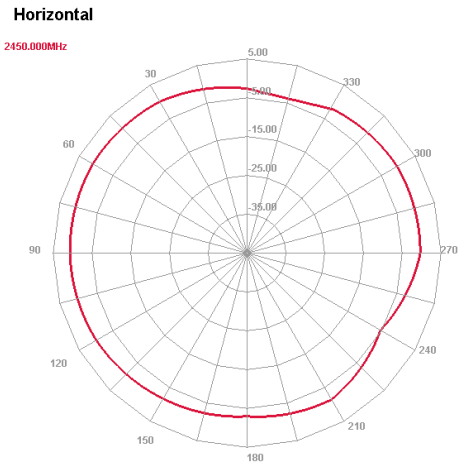


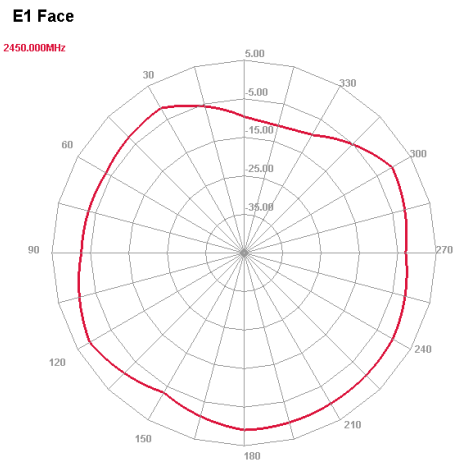


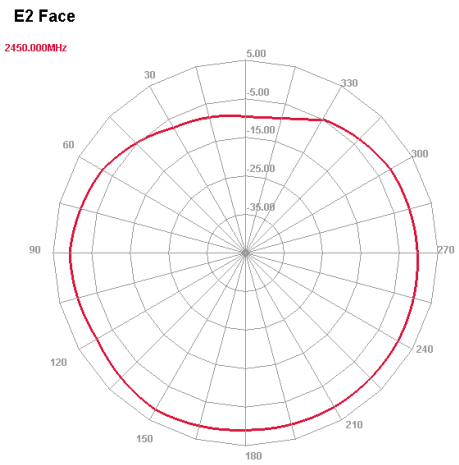

# Radiation pattern

2500MHz

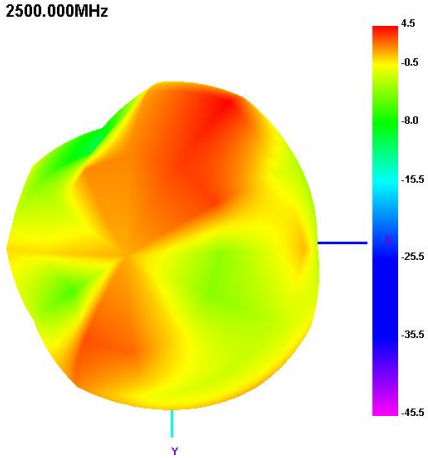


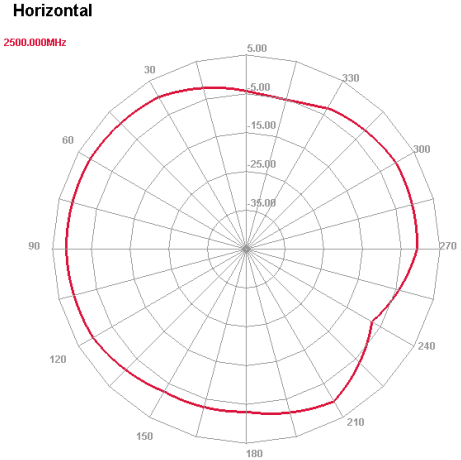


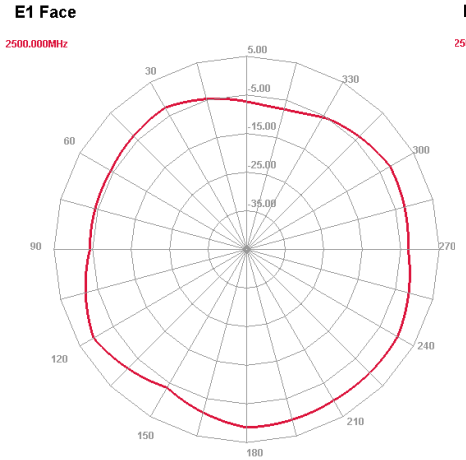


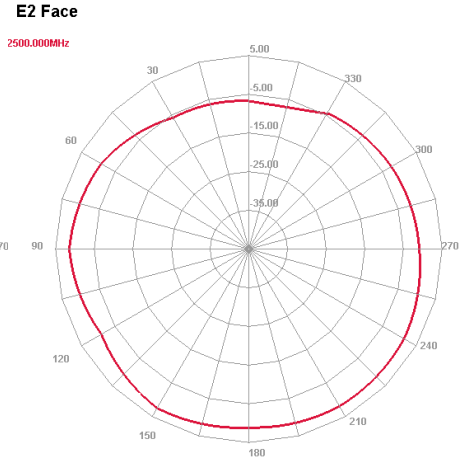

# Radiation pattern

5150MHz

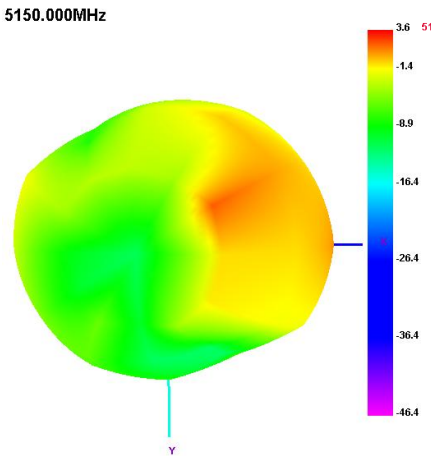


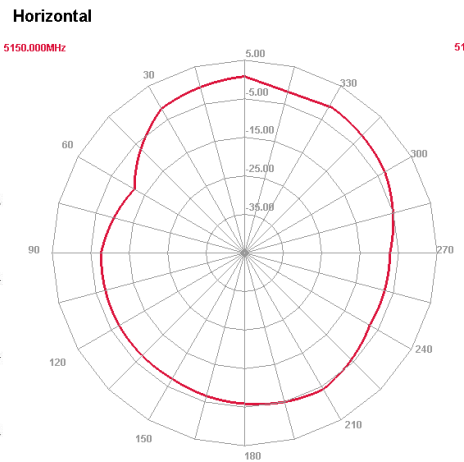


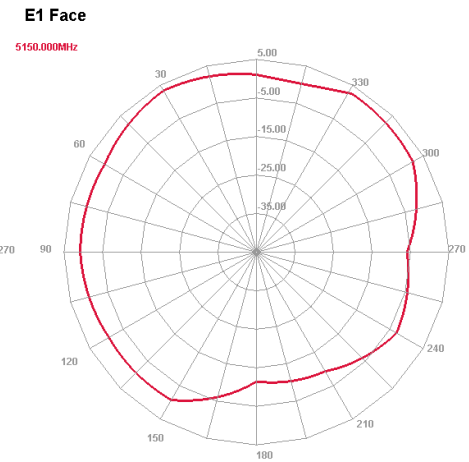


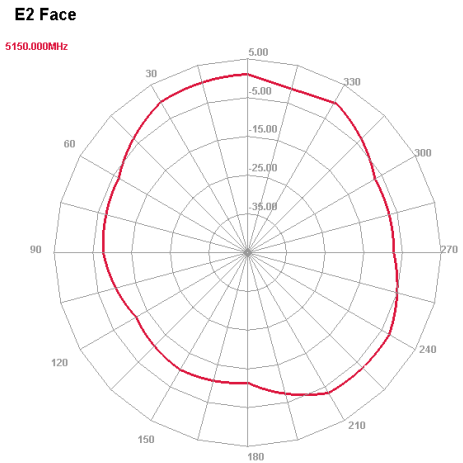

# Radiation pattern

5500MHz

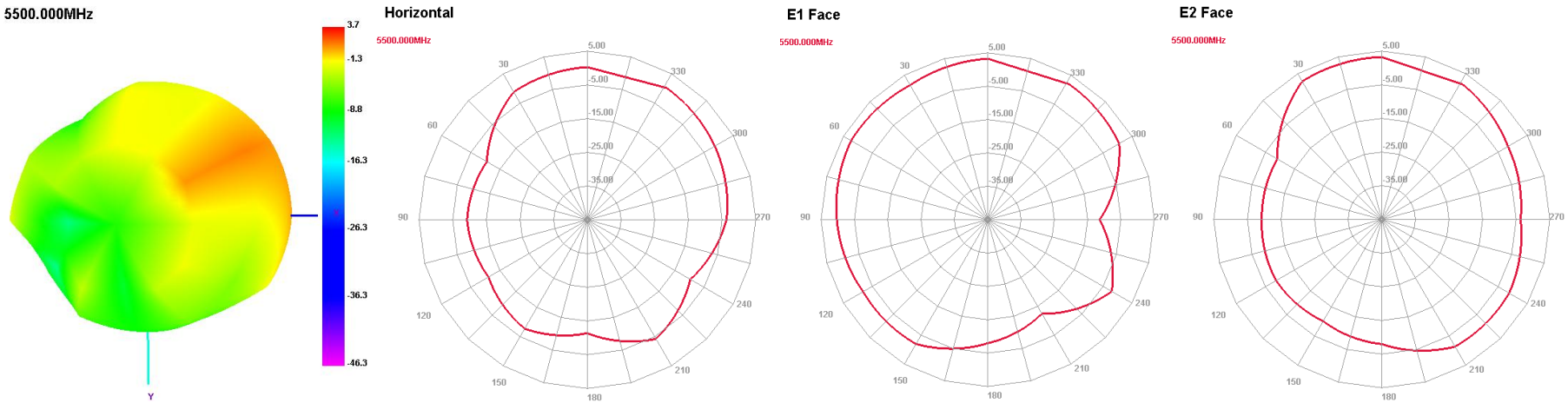

# Radiation pattern

5850MHz

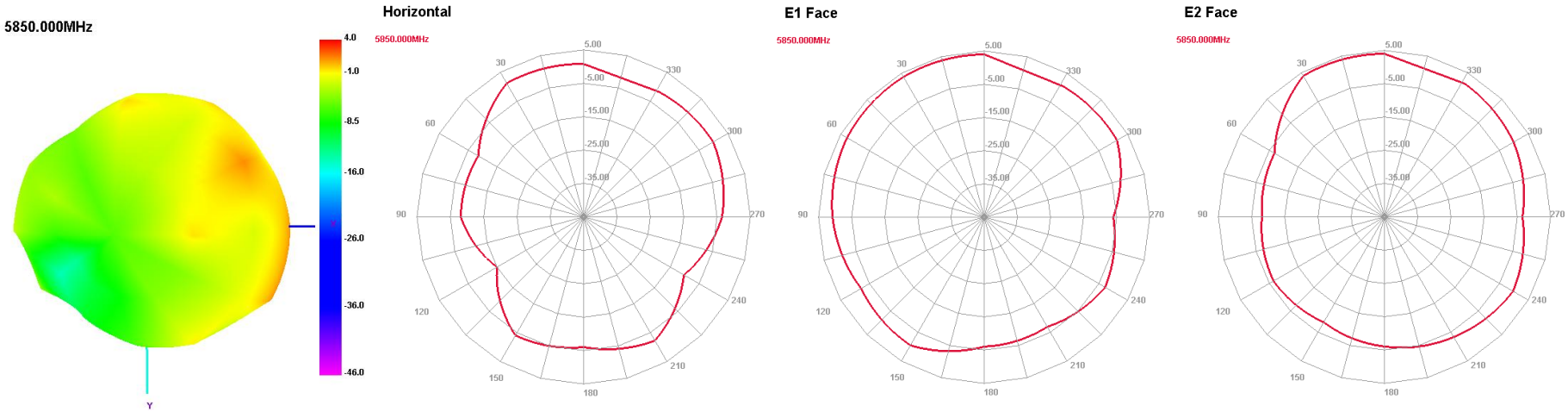

# Gain table of Antenna

| Freq (MHz) | Effi (%) | Gain (dBi) |
|---|---|---|
| 2400 | 65.61 | 2.76 |
| 2410 | 68.83 | 2.84 |
| 2420 | 67.62 | 2.85 |
| 2430 | 70.94 | 3.31 |
| 2440 | 71.78 | 3.71 |
| 2450 | 70.3 | 3.75 |
| 2460 | 70.65 | 3.89 |
| 2470 | 70.96 | 4.13 |
| 2480 | 71.42 | 4.32 |
| 2490 | 73.23 | 4.58 |
| 2500 | 69.88 | 4.52 |

| Freq (MHz) | Effi (%) | Gain (dBi) |
|---|---|---|
| 5150 | 69.31 | 3.62 |
| 5200 | 67.21 | 3.77 |
| 5250 | 69.41 | 4.12 |
| 5300 | 66.08 | 3.76 |
| 5350 | 69.28 | 3.91 |
| 5400 | 65.55 | 3.43 |
| 5450 | 70.71 | 4.07 |
| 5500 | 68.43 | 3.74 |
| 5550 | 69.1 | 3.85 |
| 5600 | 67.02 | 3.48 |
| 5650 | 69.17 | 3.55 |
| 5700 | 71.02 | 3.5 |
| 5750 | 70.66 | 3.55 |
| 5800 | 72.81 | 3.85 |
| 5850 | 72.99 | 3.99 |