APPENDIX C: CALIBRATION CERTIFICATE

Unless otherwise specified, no part of this report may be reproduced or utilized in any part, form or by any means, electronic or mechanical, including photocopying and microfilm, without permission in writing from Element. If you have any questions about this or have an enquiry about obtaining additional rights to this report or assembly of contents thereof, please contact CT.INFO@ELEMENT.COM.

Calibration Laboratory of
Schmid & Partner
Engineering AG
Zeughausstrasse 43, 8004 Zurich, Switzerland

S Schweizerischer Kalibrierdienst
C Service suisse d'étalonnage
Servizio svizzero di taratura
S Swiss Calibration Service

Accredited by the Swiss Accreditation Service (SAS)
The Swiss Accreditation Service is one of the signatories to the EA Multilateral Agreement for the recognition of calibration certificates

Accreditation No.: SCS 0108

Client **Element**
Maryland, USA

Certificate No. **MAGPy-8H3D-3116_Aug24**

CALIBRATION CERTIFICATE

Object	MAGPy-8H3D+E3DV2 SN:3116 MAGPy-DASV2 SN:3107
Calibration procedure(s)	QA CAL-46.v1 Calibration Procedure for MAGPy–8H3D+E3D Near-field Electric and Magnetic Field Sensor System
Calibration date	August 13, 2024

JD 9/5

This calibration certificate documents the traceability to national standards, which realize the physical units of measurements (SI).
The measurements and the uncertainties with confidence probability are given on the following pages and are part of the certificate.

All calibrations have been conducted in the closed laboratory facility: environment temperature (22 ± 3)°C and humidity < 70%.

Calibration Equipment used (M&TE critical for calibration)

Primary Standards	ID	Cal Date (Certificate No.)	Scheduled Calibration
Oscilloscope	SN: 112135	25-Sep-23 (No. 17A1162175)	Sep-24
Reference 20 dB Attenuator	SN: CC2552 (20x)	26-Mar-24 (No. 217-04046)	Mar-25
Type-N mismatch	SN: 310982 / 06327	26-Mar-24 (No. 217-04047)	Mar-25

Secondary Standards	ID	Check Date (in house)	Scheduled Check
Network Analyzer E5061B	SN: MY49810822	In house check: Nov-23	In house check: Nov-24
TEM Cell	SN: S6029I	In house check: Nov-23	In house check: Nov-24
Plate Capacitor	SN: 6028I	In house check: Nov-23	In house check: Nov-24
Resonator (150kHz)	SN: 6030I	In house check: Nov-23	In house check: Nov-24

	Name	Function	Signature
Calibrated by	Aidonia Georgiadou	Laboratory Engineer	
Approved by	Sven Kühn	Technical Manager	

Issued: August 13, 2024

This calibration certificate shall not be reproduced except in full without written approval of the laboratory.

Unless otherwise specified, no part of this report may be reproduced or utilized in any part, form or by any means, electronic or mechanical, including photocopying and microfilm, without permission in writing from Element. If you have any questions about this or have an enquiry about obtaining additional rights to this report or assembly of contents thereof, please contact CT.INFO@ELEMENT.COM.

Calibration Laboratory of
Schmid & Partner
Engineering AG
Zeughausstrasse 43, 8004 Zurich, Switzerland

S Schweizerischer Kalibrierdienst
C Service suisse d'étalonnage
Servizio svizzero di taratura
S Swiss Calibration Service

Accredited by the Swiss Accreditation Service (SAS)
The Swiss Accreditation Service is one of the signatories to the EA Multilateral Agreement for the recognition of calibration certificates

Accreditation No.: SCS 0108

Glossary

MAGPy-8H3D-E3D	Magnetic Amplitude and Gradient Probe – Eight H-field Sensors, Single E-field sensor
MAGPy-DAS	Magnetic Amplitude and Gradient Data Acquisition System

Calibration is Performed According to the Following Standards:

a) IEEE Std 1309-2013, "IEEE Standard for calibration of electromagnetic field sensors and probes, excluding antennas, from 9 kHz to 40 GHz", November 2013

Methods Applied and Interpretation of Parameters

- Calibration has been performed after the adjustment of the device.
- *Linearity*: Calibration of the linearity of the field reading over the specified dynamic range at 161.75 kHz. Influence of offset voltage is included in this measurement.
- *Frequency response*: Calibration of the field reading over the specified frequency range from 3.0 kHz to 10.0 MHz.
- Receiving Pattern: Assessed for H-field polarizations θ, and $\phi = 0° ... 360°$; $\theta = 90°$, and $\phi = 0° ... 360°$; for the XYZ sensors (in TEM-Cell at 4 kHz, 40 kHz, 400 kHz and 4 MHz).
- Receiving Pattern: Assessed for E-field polarizations θ, and $\phi = 0° ... 360°$; $\theta = 90°$, and $\phi = 0° ... 360°$; for the XYZ sensor (in parallel plate capacitor at 4 kHz, 40 kHz, 400 kHz and 4 MHz).

Calibration Uncertainty

The calibration uncertainty is 0.7 dB for the H-field readings and 1.06 dB for the E-field readings. The calibration uncertainty is specified over the frequency range from 3.0 kHz to 10.0 MHz and a dynamic range from 0.1 A/m to 3200 A/m and from 0.08 V/m to 2000 V/m respectively.

The reported uncertainty of measurement is stated as the standard uncertainty of measurement multiplied by the coverage factor k=2, which for a normal distribution corresponds to a coverage probability of approximately 95%.

Unless otherwise specified, no part of this report may be reproduced or utilized in any part, form or by any means, electronic or mechanical, including photocopying and microfilm, without permission in writing from Element. If you have any questions about this or have an enquiry about obtaining additional rights to this report or assembly of contents thereof, please contact CT.INFO@ELEMENT.COM.

Measurement Conditions

Unit Type	MAGPy–8H3D+E3DV2 (SP MGY 303 AA)	3116
	MAGPy–DASV2 (SE UMS 303 AF)	3107
	MAGPy FPGA Board	WP000261
Adjustment Date	Last MAGPy Adjustment	August 13, 2024
Firmware SW Version	MAGPy Firmware	Ver. 1.00
Backend SW Version	MAGPy Backend	Ver. 1.0.2
Calibration SW Version	MAGACAP	Ver. 1.0

Dynamic Range

Dynamic Range, H-field, Channel 0

H-field/(A/m) Applied			H-field/(A/m) Reading			Difference/(dB)			Tolerance/(dB)
x	y	z	x	y	z	x	y	z	
0.380	0.380	0.360	0.390	0.400	0.380	0.23	0.45	0.47	±1.00
0.520	0.510	0.490	0.530	0.530	0.510	0.17	0.33	0.35	±1.00
0.710	0.700	0.680	0.730	0.700	0.700	0.24	0.00	0.25	±1.00
0.920	0.910	0.890	0.960	0.920	0.910	0.37	0.09	0.19	±1.00
1.25	1.24	1.20	1.30	1.25	1.20	0.34	0.07	0.00	±1.00
1.71	1.70	1.64	1.75	1.70	1.64	0.20	0.00	0.00	±1.00
2.28	2.26	2.19	2.30	2.28	2.20	0.08	0.08	0.04	±0.20
3.05	3.03	2.93	3.07	3.04	2.93	0.06	0.03	0.00	±0.20
4.14	4.11	3.98	4.19	4.11	3.97	0.10	0.00	−0.02	±0.20
5.61	5.56	5.38	5.64	5.56	5.39	0.05	0.00	0.02	±0.20
7.56	7.48	7.24	7.59	7.50	7.24	0.03	0.02	0.00	±0.20
10.1	9.99	9.67	10.1	10.0	9.67	0.00	0.01	0.00	±0.20
13.6	13.5	13.1	13.6	13.5	13.1	0.00	0.00	0.00	±0.20
18.4	18.2	17.6	18.3	18.2	17.6	−0.05	0.00	0.00	±0.20
24.8	24.6	23.8	24.8	24.6	23.7	0.00	0.00	−0.04	±0.20
33.1	32.8	31.7	33.3	33.0	31.9	0.05	0.05	0.05	±0.20
44.7	44.3	42.8	44.9	44.5	43.0	0.04	0.04	0.04	±0.20
60.4	60.0	57.9	60.9	60.3	58.4	0.07	0.04	0.07	±0.20
83.2	82.5	79.8	82.8	82.2	79.4	−0.04	−0.03	−0.04	±0.20
109	108	104	108	108	104	−0.08	0.00	0.00	±0.20
150	148	143	149	148	143	−0.06	0.00	0.00	±0.20
208	206	199	207	205	198	−0.04	−0.04	−0.04	±0.20
287	284	275	288	280	276	0.03	−0.12	0.03	±0.20
424	420	406	416	415	399	−0.17	−0.10	−0.15	±0.20
584	579	559	578	576	553	−0.09	−0.05	−0.09	±0.20
869	863	833	870	868	833	0.01	0.05	0.00	±0.20
1310	1300	1260	1330	1330	1280	0.13	0.20	0.14	±0.30
1790	1780	1720	1840	1830	1760	0.24	0.24	0.20	±0.30
2930	2900	2810	3030	3030	2910	0.29	0.36	0.30	±0.40
3540	3510	3410	3690	3670	3540	0.36	0.39	0.32	±0.50

SPEAG H-field linearity tolerance criteria[1]:
±1.0 dB for applied H-fields < 2.0 A/m
±0.2 dB for applied H-fields ≥ 2.0 A/m and < 1000 A/m
±0.3 dB for applied H-fields ≥ 1000 A/m and < 2000 A/m
±0.4 dB for applied H-fields ≥ 2000 A/m and < 3000 A/m
±0.5 dB for applied H-fields ≥ 3000 A/m

[1] Calibration uncertainty not taken into account (shared risk 50%).

Unless otherwise specified, no part of this report may be reproduced or utilized in any part, form or by any means, electronic or mechanical, including photocopying and microfilm, without permission in writing from Element. If you have any questions about this or have an enquiry about obtaining additional rights to this report or assembly of contents thereof, please contact CT.INFO@ELEMENT.COM.

Dynamic Range, H-field, Channel 1

H-field/(A/m) Applied			H-field/(A/m) Reading			Difference/(dB)			Tolerance/(dB)
x	y	z	x	y	z	x	y	z	
0.390	0.380	0.370	0.410	0.420	0.390	0.43	0.87	0.46	±1.00
0.530	0.510	0.510	0.550	0.560	0.530	0.32	0.81	0.33	+1.00
0.720	0.700	0.700	0.730	0.730	0.710	0.12	0.36	0.12	±1.00
0.940	0.920	0.910	0.950	0.930	0.910	0.09	0.09	0.00	±1.00
1.28	1.24	1.23	1.30	1.27	1.23	0.13	0.21	0.00	±1.00
1.75	1.71	1.68	1.79	1.74	1.70	0.20	0.15	0.10	±1.00
2.34	2.27	2.24	2.36	2.30	2.27	0.07	0.11	0.12	±0.20
3.12	3.04	3.00	3.15	3.06	3.01	0.08	0.06	0.03	±0.20
4.24	4.13	4.07	4.28	4.15	4.08	0.08	0.04	0.02	±0.20
5.74	5.59	5.51	5.77	5.61	5.51	0.05	0.03	0.00	±0.20
7.73	7.52	7.42	7.75	7.55	7.40	0.02	0.03	0.02	±0.20
10.3	10.0	9.90	10.3	10.1	9.89	0.00	0.09	−0.01	±0.20
13.9	13.6	13.4	13.9	13.6	13.4	0.00	0.00	0.00	±0.20
18.8	18.3	18.0	18.8	18.4	18.0	0.00	0.05	0.00	±0.20
25.3	24.7	24.4	25.4	24.8	24.3	0.03	0.04	−0.04	±0.20
33.8	33.0	32.5	34.1	33.2	32.7	0.08	0.05	0.05	±0.20
45.7	44.5	43.9	45.9	44.8	44.0	0.04	0.06	0.02	±0.20
61.8	60.3	59.3	62.3	60.7	59.8	0.07	0.06	0.07	±0.20
85.1	83.0	81.7	84.8	82.5	81.3	−0.03	−0.05	−0.04	±0.20
111	109	107	111	108	106	0.00	−0.08	−0.08	±0.20
153	149	147	152	149	146	−0.06	0.00	−0.06	±0.20
212	207	204	212	206	203	0.00	−0.04	−0.04	±0.20
293	286	281	295	281	283	0.06	−0.15	0.06	±0.20
433	422	416	426	417	408	−0.14	−0.10	0.17	±0.20
597	582	573	591	578	567	−0.09	−0.06	−0.09	±0.20
889	867	854	890	872	854	0.01	0.05	0.00	±0.20
1340	1310	1290	1360	1340	1310	0.13	0.20	0.13	±0.30
1830	1790	1760	1880	1840	1800	0.23	0.24	0.20	+0.30
2990	2920	2880	3100	3040	2980	0.31	0.35	0.30	±0.40
3620	3530	3490	3770	3690	3630	0.35	0.39	0.34	±0.50

SPEAG H-field linearity tolerance criteria[1]:
±1.0 dB for applied H-fields < 2.0 A/m
±0.2 dB for applied H-fields ≥ 2.0 A/m and < 1000 A/m
±0.3 dB for applied H-fields ≥ 1000 A/m and < 2000 A/m
±0.4 dB for applied H-fields ≥ 2000 A/m and < 3000 A/m
±0.5 dB for applied H-fields ≥ 3000 A/m

[1]Calibration uncertainty not taken into account (shared risk 50%).

Unless otherwise specified, no part of this report may be reproduced or utilized in any part, form or by any means, electronic or mechanical, including photocopying and microfilm, without permission in writing from Element. If you have any questions about this or have an enquiry about obtaining additional rights to this report or assembly of contents thereof, please contact CT.INFO@ELEMENT.COM.

Dynamic Range, H-field, Channel 2

H-field/(A/m) Applied			H-field/(A/m) Reading			Difference/(dB)			
x	y	z	x	y	z	x	y	z	Tolerance/(dB)
0.380	0.380	0.370	0.400	0.400	0.390	0.45	0.45	0.46	±1.00
0.520	0.520	0.510	0.540	0.540	0.530	0.33	0.33	0.33	±1.00
0.710	0.710	0.700	0.740	0.710	0.720	0.36	0.00	0.24	±1.00
0.930	0.930	0.910	0.930	0.920	0.940	0.00	−0.09	0.28	±1.00
1.25	1.26	1.23	1.25	1.25	1.26	0.00	−0.07	0.21	±1.00
1.72	1.72	1.68	1.74	1.74	1.71	0.10	0.10	0.15	±1.00
2.29	2.29	2.24	2.34	2.30	2.25	0.19	0.04	0.04	±0.20
3.07	3.07	3.00	3.09	3.08	3.01	0.06	0.03	0.03	±0.20
4.16	4.17	4.07	4.20	4.16	4.07	0.08	−0.02	0.00	±0.20
5.63	5.64	5.51	5.67	5.66	5.50	0.06	0.03	−0.02	±0.20
7.59	7.59	7.41	7.61	7.59	7.41	0.02	0.00	0.00	±0.20
10.1	10.1	9.90	10.1	10.1	9.89	0.00	0.00	−0.01	±0.20
13.7	13.7	13.4	13.7	13.7	13.4	0.00	0.00	0.00	±0.20
18.4	18.5	18.0	18.5	18.5	18.1	0.05	0.00	0.05	±0.20
24.9	24.9	24.3	25.0	25.0	24.3	0.03	0.03	0.00	±0.20
33.2	33.2	32.5	33.4	33.5	32.7	0.05	0.08	0.05	±0.20
44.9	44.9	43.8	45.1	45.2	44.0	0.04	0.06	0.04	±0.20
60.7	60.8	59.3	61.1	61.2	59.7	0.06	0.06	0.06	±0.20
83.6	83.7	81.7	83.2	83.3	81.3	−0.04	−0.04	−0.04	±0.20
109	110	107	109	109	106	0.00	−0.08	−0.08	±0.20
150	150	147	150	150	146	0.00	0.00	−0.06	±0.20
209	209	204	208	208	203	−0.04	−0.04	−0.04	±0.20
288	288	281	290	284	283	0.06	−0.12	0.06	±0.20
426	426	416	418	421	408	−0.16	−0.10	−0.17	±0.20
586	587	573	580	584	566	−0.09	−0.04	−0.11	±0.20
873	875	853	874	880	853	0.01	0.05	0.00	±0.20
1320	1320	1290	1340	1350	1310	0.13	0.20	0.13	±0.30
1800	1800	1760	1840	1860	1800	0.19	0.28	0.20	±0.30
2940	2940	2880	3050	3070	2980	0.32	0.38	0.30	±0.40
3560	3560	3490	3700	3720	3630	0.34	0.38	0.34	±0.50

SPEAG H-field linearity tolerance criteria[1]:
±1.0dB for applied H-fields < 2.0A/m
±0.2dB for applied H-fields ≥ 2.0A/m and < 1000A/m
±0.3dB for applied H-fields ≥ 1000A/m and < 2000A/m
±0.4dB for applied H-fields ≥ 2000A/m and < 3000A/m
+0.5dB for applied H-fields ≥ 3000A/m

[1] Calibration uncertainty not taken into account (shared risk 50%).

Unless otherwise specified, no part of this report may be reproduced or utilized in any part, form or by any means, electronic or mechanical, including photocopying and microfilm, without permission in writing from Element. If you have any questions about this or have an enquiry about obtaining additional rights to this report or assembly of contents thereof, please contact CT.INFO@ELEMENT.COM.

Dynamic Range, H-field, Channel 3

H-field/(A/m) Applied			H-field/(A/m) Reading			Difference/(dB)			
x	y	z	x	y	z	x	y	z	Tolerance/(dB)
0.380	0.380	0.370	0.410	0.400	0.400	0.66	0.45	0.68	±1.00
0.520	0.510	0.500	0.550	0.540	0.530	0.49	0.50	0.51	±1.00
0.720	0.710	0.690	0.730	0.720	0.710	0.12	0.12	0.25	±1.00
0.930	0.920	0.900	0.930	0.920	0.910	0.00	0.00	0.10	±1.00
1.26	1.25	1.21	1.26	1.24	1.23	0.00	−0.07	0.14	±1.00
1.73	1.71	1.67	1.74	1.72	1.69	0.05	0.05	0.10	±1.00
2.31	2.28	2.22	2.32	2.28	2.23	0.04	0.00	0.04	±0.20
3.09	3.05	2.96	3.09	3.05	2.99	0.00	0.00	0.09	±0.20
4.19	4.14	4.03	4.18	4.12	4.05	−0.02	−0.04	0.04	±0.20
5.67	5.60	5.45	5.66	5.60	5.46	−0.02	0.00	0.02	±0.20
7.64	7.53	7.34	7.63	7.54	7.34	−0.01	0.01	0.00	±0.20
10.2	10.1	9.79	10.2	10.1	9.80	0.00	0.00	0.01	+0.20
13.8	13.6	13.2	13.8	13.6	13.2	0.00	0.00	0.00	±0.20
18.6	18.3	17.8	18.6	18.3	17.9	0.00	0.00	0.05	±0.20
25.0	24.8	24.1	25.1	24.8	24.1	0.03	0.00	0.00	±0.20
33.4	33.0	32.1	33.6	33.2	32.3	0.05	0.05	0.05	±0.20
45.2	44.6	43.4	45.4	44.8	43.6	0.04	0.04	0.04	±0.20
61.1	60.4	58.7	61.5	60.8	59.1	0.06	0.06	0.06	±0.20
84.1	83.1	80.8	83.8	82.7	80.4	−0.03	−0.04	−0.04	±0.20
110	109	106	110	108	105	0.00	−0.08	−0.08	±0.20
151	149	145	151	149	145	0.00	0.00	0.00	±0.20
210	207	201	209	207	201	−0.04	0.00	0.00	±0.20
290	286	278	291	282	280	0.03	−0.12	0.06	±0.20
428	423	411	421	418	404	−0.14	−0.10	−0.15	±0.20
590	583	567	584	580	560	−0.09	−0.04	−0.11	±0.20
879	869	844	879	874	844	0.00	0.05	0.00	±0.20
1330	1310	1280	1350	1340	1300	0.13	0.20	0.13	±0.30
1810	1790	1740	1860	1840	1780	0.24	0.24	0.20	±0.30
2960	2920	2850	3070	3030	2950	0.32	0.32	0.30	±0.40
3580	3530	3450	3730	3660	3590	0.36	0.31	0.35	±0.50

SPEAG H-field linearity tolerance criteria[1]:
±1.0 dB for applied H-fields < 2.0 A/m
±0.2 dB for applied H-fields ≥ 2.0 A/m and < 1000 A/m
±0.3 dB for applied H-fields ≥ 1000 A/m and < 2000 A/m
±0.4 dB for applied H-fields ≥ 2000 A/m and < 3000 A/m
±0.5 dB for applied H-fields ≥ 3000 A/m

[1] Calibration uncertainty not taken into account (shared risk 50%).

Unless otherwise specified, no part of this report may be reproduced or utilized in any part, form or by any means, electronic or mechanical, including photocopying and microfilm, without permission in writing from Element. If you have any questions about this or have an enquiry about obtaining additional rights to this report or assembly of contents thereof, please contact CT.INFO@ELEMENT.COM.

Dynamic Range, H-field, Channel 4

H-field/(A/m) Applied			H-field/(A/m) Reading			Difference/(dB)			Tolerance/(dB)
x	y	z	x	y	z	x	y	z	
0.380	0.380	0.370	0.410	0.410	0.400	0.66	0.66	0.68	±1.00
0.520	0.520	0.510	0.550	0.540	0.530	0.49	0.33	0.33	±1.00
0.710	0.720	0.700	0.730	0.740	0.730	0.24	0.24	0.36	±1.00
0.920	0.940	0.910	0.940	0.950	0.940	0.19	0.09	0.28	±1.00
1.25	1.27	1.23	1.27	1.29	1.26	0.14	0.14	0.21	±1.00
1.72	1.74	1.69	1.74	1.75	1.72	0.10	0.05	0.15	±1.00
2.29	2.32	2.25	2.31	2.33	2.28	0.08	0.04	0.12	±0.20
3.06	3.10	3.01	3.08	3.12	3.04	0.06	0.06	0.09	±0.20
4.16	4.21	4.09	4.19	4.21	4.11	0.06	0.00	0.04	±0.20
5.62	5.69	5.53	5.66	5.72	5.55	0.06	0.05	0.03	±0.20
7.57	7.66	7.44	7.64	7.69	7.46	0.08	0.03	0.02	±0.20
10.1	10.2	9.94	10.2	10.3	9.96	0.09	0.08	0.02	±0.20
13.7	13.8	13.4	13.7	13.9	13.4	0.00	0.06	0.00	±0.20
18.4	18.6	18.1	18.5	18.7	18.1	0.05	0.05	0.00	±0.20
24.8	25.2	24.4	24.9	25.2	24.4	0.03	0.00	0.00	±0.20
33.1	33.6	32.6	33.4	33.8	32.8	0.08	0.05	0.05	±0.20
44.8	45.4	44.0	45.0	45.6	44.3	0.04	0.04	0.06	±0.20
60.6	61.4	59.5	61.1	61.8	60.0	0.07	0.06	0.07	±0.20
83.4	84.6	82.0	83.0	84.1	81.6	−0.04	−0.04	−0.04	±0.20
109	111	107	109	110	107	0.00	−0.08	0.00	±0.20
150	152	147	149	151	147	−0.06	−0.06	0.00	±0.20
208	211	204	207	210	204	−0.04	−0.04	0.00	±0.20
288	291	282	289	287	284	0.03	−0.12	0.06	±0.20
425	430	417	417	425	410	−0.17	−0.10	−0.15	±0.20
585	593	575	578	590	568	−0.10	−0.04	−0.11	±0.20
871	883	857	871	889	857	0.00	0.06	0.00	±0.20
1320	1340	1300	1340	1360	1310	0.13	0.13	0.07	±0.30
1800	1820	1770	1840	1880	1810	0.19	0.28	0.19	±0.30
2930	2970	2890	3040	3100	3000	0.32	0.37	0.32	±0.40
3550	3590	3500	3690	3760	3650	0.34	0.40	0.36	±0.50

SPEAG H-field linearity tolerance criteria[1]:
+1.0 dB for applied H-fields < 2.0 A/m
±0.2 dB for applied H-fields ≥ 2.0 A/m and < 1000 A/m
±0.3 dB for applied H-fields ≥ 1000 A/m and < 2000 A/m
±0.4 dB for applied H-fields ≥ 2000 A/m and < 3000 A/m
±0.5 dB for applied H-fields ≥ 3000 A/m

[1] Calibration uncertainty not taken into account (shared risk 50%).

Unless otherwise specified, no part of this report may be reproduced or utilized in any part, form or by any means, electronic or mechanical, including photocopying and microfilm, without permission in writing from Element. If you have any questions about this or have an enquiry about obtaining additional rights to this report or assembly of contents thereof, please contact CT.INFO@ELEMENT.COM.

Dynamic Range, H-field, Channel 5

H-field/(A/m) Applied			H-field/(A/m) Reading			Difference/(dB)			Tolerance/(dB)
x	y	z	x	y	z	x	y	z	
0.380	0.390	0.390	0.400	0.410	0.410	0.45	0.43	0.43	±1.00
0.520	0.530	0.520	0.540	0.550	0.560	0.33	0.32	0.64	±1.00
0.720	0.730	0.720	0.730	0.730	0.740	0.12	0.00	0.24	±1.00
0.940	0.950	0.940	0.940	0.930	0.960	0.00	−0.18	0.18	±1.00
1.27	1.28	1.27	1.26	1.28	1.29	−0.07	0.00	0.14	±1.00
1.74	1.76	1.74	1.73	1.77	1.77	−0.05	0.05	0.15	±1.00
2.32	2.35	2.31	2.32	2.35	2.36	0.00	0.00	0.19	±0.20
3.09	3.14	3.09	3.10	3.15	3.13	0.03	0.03	0.11	±0.20
4.20	4.26	4.20	4.20	4.27	4.22	0.00	0.02	0.04	±0.20
5.69	5.77	5.68	5.69	5.79	5.71	0.00	0.03	0.05	±0.20
7.66	7.76	7.65	7.66	7.80	7.67	0.00	0.04	0.02	±0.20
10.2	10.4	10.2	10.2	10.4	10.2	0.00	0.00	0.00	±0.20
13.8	14.0	13.8	13.8	14.1	13.8	0.00	0.06	0.00	±0.20
18.6	18.9	18.6	18.6	19.0	18.6	0.00	0.05	0.00	±0.20
25.1	25.5	25.1	25.2	25.6	25.1	0.03	0.03	0.00	±0.20
33.5	34.0	33.5	33.7	34.2	33.7	0.05	0.05	0.05	±0.20
45.3	46.0	45.2	45.5	46.2	45.5	0.04	0.04	0.06	±0.20
61.3	62.2	61.2	61.7	62.6	61.6	0.06	0.06	0.06	±0.20
84.4	85.6	84.3	84.0	85.3	83.9	−0.04	−0.03	−0.04	±0.20
110	112	110	110	112	110	0.00	0.00	0.00	±0.20
152	154	151	151	153	151	−0.06	−0.06	0.00	±0.20
210	214	210	210	213	209	0.00	−0.04	−0.04	±0.20
291	295	290	292	290	292	0.03	−0.15	0.06	±0.20
429	436	429	422	430	421	−0.14	−0.12	−0.16	±0.20
592	601	591	585	598	585	−0.10	−0.04	−0.09	±0.20
881	895	881	881	901	880	0.00	0.06	−0.01	±0.20
1330	1350	1330	1350	1380	1350	0.13	0.19	0.13	±0.30
1820	1840	1820	1860	1900	1860	0.19	0.28	0.19	±0.30
2970	3010	2970	3070	3140	3080	0.29	0.37	0.32	±0.50
3590	3640	3600	3730	3810	3750	0.33	0.40	0.35	±0.50

SPEAG H-field linearity tolerance criteria[1]:
+1.0 dB for applied H-fields < 2.0 A/m
±0.2 dB for applied H-fields ≥ 2.0 A/m and < 1000 A/m
±0.3 dB for applied H-fields ≥ 1000 A/m and < 2000 A/m
±0.4 dB for applied H-fields ≥ 2000 A/m and < 3000 A/m
±0.5 dB for applied H-fields ≥ 3000 A/m

[1] Calibration uncertainty not taken into account (shared risk 50%).

Unless otherwise specified, no part of this report may be reproduced or utilized in any part, form or by any means, electronic or mechanical, including photocopying and microfilm, without permission in writing from Element. If you have any questions about this or have an enquiry about obtaining additional rights to this report or assembly of contents thereof, please contact CT.INFO@ELEMENT.COM.

Dynamic Range, H-field, Channel 6

H-field/(A/m) Applied			H-field/(A/m) Reading			Difference/(dB)			Tolerance/(dB)
x	y	z	x	y	z	x	y	z	
0.390	0.390	0.380	0.410	0.410	0.390	0.43	0.43	0.23	±1.00
0.530	0.530	0.520	0.550	0.560	0.530	0.32	0.48	0.17	±1.00
0.730	0.730	0.720	0.750	0.750	0.720	0.23	0.23	0.00	±1.00
0.950	0.950	0.930	0.960	0.950	0.930	0.09	0.00	0.00	±1.00
1.28	1.28	1.26	1.28	1.28	1.25	0.00	0.00	−0.07	±1.00
1.75	1.76	1.73	1.76	1.77	1.72	0.05	0.05	−0.05	±1.00
2.34	2.35	2.30	2.35	2.36	2.28	0.04	0.04	−0.08	±0.20
3.13	3.14	3.08	3.13	3.14	3.06	0.00	0.00	−0.06	±0.20
4.25	4.26	4.18	4.27	4.26	4.15	0.04	0.00	−0.06	±0.20
5.75	5.77	5.66	5.77	5.78	5.63	0.03	0.02	−0.05	±0.20
7.74	7.76	7.62	7.75	7.78	7.57	0.01	0.02	−0.06	±0.20
10.3	10.4	10.2	10.3	10.4	10.1	0.00	0.00	−0.09	±0.20
13.9	14.0	13.7	14.0	14.0	13.7	0.06	0.00	0.00	±0.20
18.8	18.9	18.5	18.9	18.9	18.5	0.05	0.00	0.00	±0.20
25.4	25.5	25.0	25.5	25.5	25.0	0.03	0.00	0.00	±0.20
33.9	34.0	33.4	34.1	34.2	33.5	0.05	0.05	0.03	±0.20
45.8	46.0	45.1	46.0	46.2	45.3	0.04	0.04	0.04	±0.20
61.9	62.2	61.0	62.4	62.6	61.4	0.07	0.06	0.06	±0.20
85.3	85.6	84.0	84.9	85.3	83.6	−0.04	−0.03	−0.04	±0.20
112	112	110	111	112	109	−0.08	0.00	−0.08	±0.20
153	154	151	153	153	150	0.00	−0.06	−0.06	±0.20
213	214	209	212	213	209	−0.04	−0.04	0.00	±0.20
294	295	289	295	291	291	0.03	−0.12	0.06	±0.20
434	436	427	426	430	419	−0.16	−0.12	−0.16	±0.20
598	601	589	592	598	583	−0.09	−0.04	−0.09	±0.20
891	895	877	891	901	878	0.00	0.06	0.01	±0.20
1350	1350	1330	1370	1380	1350	0.13	0.19	0.13	±0.30
1840	1840	1810	1880	1900	1850	0.19	0.28	0.19	±0.30
3000	3010	2960	3110	3140	3070	0.31	0.37	0.32	±0.50
3630	3640	3590	3780	3810	3730	0.35	0.40	0.33	±0.50

SPEAG H-field linearity tolerance criteria[1]:
±1.0 dB for applied H-fields < 2.0 A/m
±0.2 dB for applied H-fields ≥ 2.0 A/m and < 1000 A/m
±0.3 dB for applied H-fields ≥ 1000 A/m and < 2000 A/m
±0.4 dB for applied H-fields ≥ 2000 A/m and < 3000 A/m
±0.5 dB for applied H-fields ≥ 3000 A/m

[1] Calibration uncertainty not taken into account (shared risk 50%).

Unless otherwise specified, no part of this report may be reproduced or utilized in any part, form or by any means, electronic or mechanical, including photocopying and microfilm, without permission in writing from Element. If you have any questions about this or have an enquiry about obtaining additional rights to this report or assembly of contents thereof, please contact CT.INFO@ELEMENT.COM.

Dynamic Range, H-field, Channel 7

H-field/(A/m) Applied			H-field/(A/m) Reading			Difference/(dB)			Tolerance/(dB)
x	y	z	x	y	z	x	y	z	
0.390	0.380	0.370	0.400	0.400	0.390	0.22	0.45	0.46	±1.00
0.530	0.520	0.500	0.540	0.530	0.530	0.16	0.17	0.51	±1.00
0.720	0.710	0.690	0.750	0.710	0.680	0.35	0.00	−0.13	±1.00
0.940	0.930	0.900	0.940	0.920	0.900	0.00	−0.09	0.00	±1.00
1.28	1.26	1.21	1.27	1.27	1.22	−0.07	0.07	0.07	±1.00
1.75	1.73	1.66	1.74	1.74	1.69	−0.05	0.05	0.16	±1.00
2.34	2.30	2.21	2.35	2.31	2.22	0.04	0.04	0.04	±0.20
3.12	3.08	2.96	3.13	3.08	2.97	0.03	0.00	0.03	±0.20
4.24	4.18	4.02	4.26	4.20	4.04	0.04	0.04	0.04	±0.20
5.73	5.66	5.44	5.75	5.69	5.47	0.03	0.05	0.05	±0.20
7.73	7.62	7.33	7.73	7.64	7.34	0.00	0.02	0.01	±0.20
10.3	10.2	9.78	10.3	10.2	9.79	0.00	0.00	0.01	±0.20
13.9	13.8	13.2	13.9	13.8	13.2	0.00	0.00	0.00	±0.20
18.8	18.5	17.8	18.8	18.6	17.8	0.00	0.05	0.00	±0.20
25.3	25.0	24.1	25.4	25.1	24.0	0.03	0.03	−0.04	±0.20
33.8	33.4	32.1	34.0	33.6	32.3	0.05	0.05	0.05	±0.20
45.7	45.1	43.3	45.9	45.3	43.6	0.04	0.04	0.06	±0.20
61.8	61.0	58.6	62.2	61.5	59.0	0.06	0.07	0.06	±0.20
85.1	84.0	80.7	84.7	83.7	80.3	−0.04	−0.03	−0.04	±0.20
111	110	106	111	110	105	0.00	0.00	−0.08	±0.20
153	151	145	152	151	144	−0.06	0.00	−0.06	±0.20
212	210	201	212	209	200	0.00	−0.04	−0.04	±0.20
293	290	278	295	285	279	0.06	−0.15	0.03	±0.20
433	428	411	426	422	403	−0.14	−0.12	−0.17	±0.20
597	590	566	591	586	560	−0.09	−0.06	−0.09	±0.20
889	878	843	890	884	844	0.01	0.06	0.01	±0.20
1340	1330	1280	1360	1350	1290	0.13	0.13	0.07	±0.30
1830	1810	1740	1880	1860	1780	0.23	0.24	0.20	±0.30
2990	2960	2840	3100	3080	2950	0.31	0.35	0.33	±0.40
3620	3570	3450	3770	3740	3590	0.35	0.40	0.35	±0.50

SPEAG H-field linearity tolerance criteria[1]:
- +1.0 dB for applied H-fields < 2.0 A/m
- ±0.2 dB for applied H-fields ≥ 2.0 A/m and < 1000 A/m
- ±0.3 dB for applied H-fields ≥ 1000 A/m and < 2000 A/m
- ±0.4 dB for applied H-fields ≥ 2000 A/m and < 3000 A/m
- ±0.5 dB for applied H-fields ≥ 3000 A/m

[1] Calibration uncertainty not taken into account (shared risk 50%).

Unless otherwise specified, no part of this report may be reproduced or utilized in any part, form or by any means, electronic or mechanical, including photocopying and microfilm, without permission in writing from Element. If you have any questions about this or have an enquiry about obtaining additional rights to this report or assembly of contents thereof, please contact CT.INFO@ELEMENT.COM.

Dynamic Range, E-field, Channel 0

E-field/(V/m) Applied			E-field/(V/m) Reading			Difference/(dB)			Tolerance/(dB)		
x	y	z	x	y	z	x	y	z	x	y	z
0.340	0.200	0.040	0.340	0.220	0.040	0.00	0.83	0.00	±5.00	±5.00	±5.00
0.460	0.280	0.050	0.470	0.290	0.040	0.19	0.30	−1.94	±5.00	±5.00	±5.00
0.640	0.380	0.070	0.650	0.380	0.070	0.13	0.00	0.00	±5.00	±5.00	±5.00
0.830	0.490	0.090	0.850	0.510	0.070	0.21	0.35	−2.18	±5.00	±5.00	±5.00
1.12	0.670	0.120	1.14	0.670	0.110	0.15	0.00	−0.76	±5.00	±5.00	±5.00
1.54	0.910	0.170	1.56	0.910	0.170	0.11	0.00	0.00	±5.00	±5.00	±5.00
2.05	1.22	0.230	2.07	1.22	0.220	0.08	0.00	−0.39	±1.00	±5.00	±5.00
2.75	1.63	0.300	2.76	1.63	0.270	0.03	0.00	−0.92	±1.00	±5.00	±5.00
3.73	2.21	0.410	3.75	2.21	0.390	0.05	0.00	−0.43	±1.00	±1.00	±5.00
5.04	2.99	0.560	5.08	2.98	0.550	0.07	−0.03	−0.16	±1.00	±1.00	±5.00
6.79	4.03	0.760	6.82	4.02	0.710	0.04	−0.02	0.59	±1.00	±1.00	±5.00
9.07	5.38	1.01	9.10	5.34	0.950	0.03	−0.06	−0.53	±1.00	±1.00	±5.00
12.2	7.27	1.36	12.3	7.23	1.29	0.07	−0.05	−0.46	±1.00	±1.00	±5.00
16.5	9.80	1.83	16.6	9.77	1.74	0.05	−0.03	−0.44	±1.00	±1.00	±5.00
22.3	13.2	2.47	22.4	13.2	2.37	0.04	0.00	−0.36	±1.00	±1.00	±1.00
29.8	17.7	3.30	30.0	17.7	3.18	0.06	0.00	−0.32	±1.00	±1.00	±1.00
40.2	23.9	4.46	40.5	23.9	4.28	0.06	0.00	−0.36	±1.00	±1.00	±1.00
54.4	32.3	6.04	54.8	32.3	5.81	0.06	0.00	−0.34	±1.00	±1.00	±1.00
74.9	44.5	8.31	74.8	44.0	7.89	−0.01	−0.10	−0.45	±1.00	±1.00	±1.00
98.0	58.2	10.9	97.9	57.6	10.3	−0.01	−0.09	−0.49	±1.00	±1.00	±1.00
135	79.9	15.0	135	79.2	14.2	0.00	−0.08	−0.48	±1.00	±1.00	±1.00
187	111	20.7	187	110	19.8	0.00	−0.08	−0.39	±1.00	±1.00	±1.00
258	153	28.7	261	153	27.6	0.10	0.00	−0.34	±1.00	±1.00	±1.00
381	226	42.3	367	216	40.9	−0.33	−0.39	−0.29	±1.00	±1.00	±1.00
525	312	58.3	511	300	56.8	−0.23	−0.34	−0.23	±1.00	±1.00	±1.00
783	465	86.9	770	452	85.5	−0.15	−0.25	−0.14	±1.00	±1.00	±1.00
1180	702	131	1180	693	131	0.00	−0.11	0.00	±1.00	±1.00	±1.00
1610	957	179	1630	953	181	0.11	−0.04	0.10	±1.00	±1.00	±1.00
2630	1560	292	2690	1580	284	0.20	0.11	−0.24	±1.00	±1.00	±1.00
3180	1890	354	3270	1920	346	0.24	0.14	−0.20	±1.00	±1.00	±1.00

SPEAG E-field linearity tolerance criteria[1]:
±5.0dB for applied E-field < 2V/m
±1.0dB for applied E-field ≥ 2V/m

[1]Calibration uncertainty not taken into account (shared risk 50%).

Unless otherwise specified, no part of this report may be reproduced or utilized in any part, form or by any means, electronic or mechanical, including photocopying and microfilm, without permission in writing from Element. If you have any questions about this or have an enquiry about obtaining additional rights to this report or assembly of contents thereof, please contact CT.INFO@ELEMENT.COM.

Frequency Response

Frequency Response, H-field, Channel 0

f/(Hz)	H-field/(A/m) Applied			H-field/(A/m) Reading			Difference/(dB)			Tolerance/(dB)
	x	y	z	x	y	z	x	y	z	
3000	1.53	1.53	1.53	1.52	1.53	1.53	−0.06	0.00	0.00	±0.3
3200	1.53	1.53	1.53	1.53	1.53	1.54	0.00	0.00	0.06	±0.3
4000	1.52	1.52	1.52	1.52	1.52	1.52	0.00	0.00	0.00	±0.3
5200	1.51	1.51	1.51	1.50	1.51	1.51	−0.06	0.00	0.00	±0.3
6600	1.50	1.50	1.50	1.50	1.50	1.49	0.00	0.00	−0.06	±0.3
8200	1.49	1.49	1.49	1.48	1.49	1.49	−0.06	0.00	0.00	±0.3
9000	1.48	1.48	1.48	1.48	1.48	1.48	0.00	0.00	0.00	±0.3
10600	4.32	4.26	4.25	4.32	4.28	4.25	0.00	0.04	0.00	±0.3
13400	4.34	4.32	4.31	4.32	4.32	4.31	−0.04	0.00	0.00	±0.3
17000	4.34	4.32	4.31	4.34	4.32	4.31	0.00	0.00	0.00	±0.3
21400	4.37	4.33	4.33	4.36	4.33	4.33	−0.02	0.00	0.00	±0.3
27200	4.37	4.33	4.32	4.35	4.33	4.32	−0.04	0.00	0.00	±0.3
34400	4.36	4.34	4.33	4.36	4.33	4.33	0.00	−0.02	0.00	±0.3
40000	4.36	4.33	4.33	4.34	4.33	4.32	−0.04	0.00	−0.02	±0.3
43600	4.35	4.33	4.32	4.35	4.33	4.31	0.00	0.00	−0.02	±0.3
55400	4.34	4.32	4.31	4.33	4.32	4.31	−0.02	0.00	0.00	±0.3
70000	4.33	4.31	4.30	4.32	4.31	4.30	−0.02	0.00	0.00	±0.3
88800	4.31	4.29	4.29	4.30	4.29	4.28	−0.02	0.00	−0.02	±0.3
112400	4.30	4.28	4.27	4.29	4.29	4.27	−0.02	0.02	0.00	±0.3
142400	4.28	4.26	4.26	4.28	4.27	4.26	0.00	0.02	0.00	±0.3
161750	4.26	4.25	4.24	4.26	4.25	4.24	0.00	0.00	0.00	±0.3
180400	4.26	4.24	4.23	4.25	4.24	4.23	−0.02	0.00	0.00	±0.3
228400	4.23	4.21	4.20	4.22	4.21	4.20	−0.02	0.00	0.00	±0.3
289400	4.19	4.17	4.16	4.18	4.17	4.16	−0.02	0.00	0.00	±0.3
366400	4.15	4.13	4.12	4.15	4.14	4.12	0.00	0.02	0.00	±0.3
400000	4.13	4.12	4.11	4.13	4.12	4.11	0.00	0.00	0.00	±0.3
464000	4.11	4.09	4.08	4.10	4.09	4.08	−0.02	0.00	0.00	±0.3
587800	4.06	4.05	4.04	4.06	4.05	4.04	0.00	0.00	0.00	±0.3
744200	4.01	4.00	3.99	4.01	4.01	4.00	0.00	0.02	0.02	±0.3
942600	4.00	3.99	3.98	4.00	4.00	3.98	0.00	0.02	0.00	±0.3
1193600	3.98	3.97	3.96	3.97	3.98	3.96	−0.02	0.02	0.00	±0.3
1511600	3.97	3.96	3.95	3.96	3.96	3.95	−0.02	0.00	0.00	±0.3
1914400	3.96	3.94	3.93	3.95	3.94	3.92	−0.02	0.00	−0.02	±0.3
2424400	3.94	3.93	3.92	3.94	3.94	3.91	0.00	0.02	−0.02	±0.3
3070200	3.91	3.90	3.89	3.91	3.91	3.88	0.00	0.02	−0.02	±0.3
3888000	3.85	3.84	3.83	3.86	3.84	3.83	0.02	0.00	0.00	±0.3
4000000	3.85	3.83	3.82	3.85	3.84	3.82	0.00	0.02	0.00	±0.3
4923800	3.78	3.77	3.76	3.77	3.77	3.76	−0.02	0.00	0.00	±0.3
6235400	3.67	3.66	3.66	3.67	3.66	3.66	0.00	0.00	0.00	±0.3
7896400	3.53	3.52	3.51	3.52	3.49	3.51	−0.02	−0.07	0.00	±0.3
10000000	3.38	3.37	3.37	3.39	3.39	3.33	0.03	0.05	−0.10	±0.3

SPEAG H-field frequency response tolerance criteria[1]:
±0.3 dB for applied H-fields at calibration points from 3 kHz to 10 MHz

[1] Calibration uncertainty not taken into account (shared risk 50%).

Unless otherwise specified, no part of this report may be reproduced or utilized in any part, form or by any means, electronic or mechanical, including photocopying and microfilm, without permission in writing from Element. If you have any questions about this or have an enquiry about obtaining additional rights to this report or assembly of contents thereof, please contact CT.INFO@ELEMENT.COM.

Frequency Response, H-field, Channel 1

f/(Hz)	H-field/(A/m) Applied			H-field/(A/m) Reading			Difference/(dB)			Tolerance/(dB)
	x	y	z	x	y	z	x	y	z	
3000	1.53	1.53	1.53	1.53	1.53	1.53	0.00	0.00	0.00	±0.3
3200	1.53	1.53	1.53	1.53	1.52	1.54	0.00	−0.06	0.06	±0.3
4000	1.52	1.52	1.52	1.52	1.52	1.52	0.00	0.00	0.00	±0.3
5200	1.51	1.51	1.51	1.50	1.51	1.51	−0.06	0.00	0.00	±0.3
6600	1.50	1.50	1.50	1.50	1.50	1.50	0.00	0.00	0.00	±0.3
8200	1.49	1.49	1.49	1.48	1.49	1.49	−0.06	0.00	0.00	±0.3
9000	1.48	1.48	1.48	1.48	1.48	1.48	0.00	0.00	0.00	±0.3
10600	4.32	4.26	4.25	4.31	4.23	4.29	−0.02	−0.06	0.08	±0.3
13400	4.34	4.32	4.31	4.32	4.31	4.32	−0.04	−0.02	0.02	±0.3
17000	4.34	4.32	4.31	4.33	4.30	4.31	−0.02	−0.04	0.00	±0.3
21400	4.37	4.33	4.33	4.34	4.33	4.32	−0.06	0.00	−0.02	±0.3
27200	4.37	4.33	4.32	4.37	4.33	4.32	0.00	0.00	0.00	±0.3
34400	4.36	4.34	4.33	4.36	4.34	4.33	0.00	0.00	0.00	±0.3
40000	4.36	4.33	4.33	4.35	4.33	4.33	−0.02	0.00	0.00	±0.3
43600	4.35	4.33	4.32	4.35	4.33	4.32	0.00	0.00	0.00	±0.3
55400	4.34	4.32	4.31	4.33	4.31	4.31	−0.02	−0.02	0.00	±0.3
70000	4.33	4.31	4.30	4.33	4.30	4.30	0.00	−0.02	0.00	±0.3
88800	4.31	4.29	4.29	4.31	4.29	4.28	0.00	0.00	−0.02	±0.3
112400	4.30	4.28	4.27	4.30	4.28	4.27	0.00	0.00	0.00	±0.3
142400	4.28	4.26	4.26	4.28	4.26	4.26	0.00	0.00	0.00	±0.3
161750	4.26	4.25	4.24	4.27	4.24	4.24	0.02	−0.02	0.00	±0.3
180400	4.26	4.24	4.23	4.25	4.24	4.23	−0.02	0.00	0.00	±0.3
228400	4.23	4.21	4.20	4.23	4.21	4.20	0.00	0.00	0.00	±0.3
289400	4.19	4.17	4.16	4.18	4.17	4.17	−0.02	0.00	0.02	±0.3
366400	4.15	4.13	4.12	4.15	4.13	4.13	0.00	0.00	0.02	±0.3
400000	4.13	4.12	4.11	4.13	4.12	4.11	0.00	0.00	0.00	±0.3
464000	4.11	4.09	4.08	4.10	4.09	4.08	−0.02	0.00	0.00	±0.3
587800	4.06	4.05	4.04	4.06	4.05	4.04	0.00	0.00	0.00	±0.3
744200	4.01	4.00	3.99	4.01	4.00	3.99	0.00	0.00	0.00	±0.3
942600	4.00	3.99	3.98	4.00	3.99	3.98	0.00	0.00	0.00	±0.3
1193600	3.98	3.97	3.96	3.97	3.96	3.96	−0.02	−0.02	0.00	±0.3
1511600	3.97	3.96	3.95	3.97	3.96	3.94	0.00	0.00	−0.02	±0.3
1914400	3.96	3.94	3.93	3.95	3.94	3.93	−0.02	0.00	0.00	±0.3
2424400	3.94	3.93	3.92	3.94	3.92	3.92	0.00	−0.02	0.00	±0.3
3070200	3.91	3.90	3.89	3.91	3.89	3.89	0.00	−0.02	0.00	±0.3
3888000	3.85	3.84	3.83	3.86	3.84	3.83	0.02	0.00	0.00	±0.3
4000000	3.85	3.83	3.82	3.85	3.83	3.83	0.00	0.00	0.02	±0.3
4923800	3.78	3.77	3.76	3.78	3.77	3.76	0.00	0.00	0.00	±0.3
6235400	3.67	3.66	3.66	3.68	3.66	3.67	0.02	0.00	0.02	±0.3
7896400	3.53	3.52	3.51	3.53	3.52	3.51	0.00	0.00	0.00	±0.3
10000000	3.38	3.37	3.37	3.40	3.36	3.35	0.05	−0.03	−0.05	±0.3

SPEAG H-field frequency response tolerance criteria[1]:
±0.3dB for applied H-fields at calibration points from 3kHz to 10MHz

[1]Calibration uncertainty not taken into account (shared risk 50%).

Unless otherwise specified, no part of this report may be reproduced or utilized in any part, form or by any means, electronic or mechanical, including photocopying and microfilm, without permission in writing from Element. If you have any questions about this or have an enquiry about obtaining additional rights to this report or assembly of contents thereof, please contact CT.INFO@ELEMENT.COM.

Frequency Response, H-field, Channel 2

f/(Hz)	H-field/(A/m) Applied			H-field/(A/m) Reading			Difference/(dB)			Tolerance/(dB)
	x	y	z	x	y	z	x	y	z	
3000	1.53	1.53	1.53	1.53	1.54	1.53	0.00	0.06	0.00	±0.3
3200	1.53	1.53	1.53	1.53	1.53	1.54	0.00	0.00	0.06	±0.3
4000	1.52	1.52	1.52	1.52	1.52	1.52	0.00	0.00	0.00	±0.3
5200	1.51	1.51	1.51	1.50	1.51	1.51	−0.06	0.00	0.00	±0.3
6600	1.50	1.50	1.50	1.50	1.50	1.50	0.00	0.00	0.00	±0.3
8200	1.49	1.49	1.49	1.49	1.49	1.49	0.00	0.00	0.00	±0.3
9000	1.48	1.48	1.48	1.48	1.49	1.48	0.00	0.06	0.00	±0.3
10600	4.32	4.26	4.25	4.32	4.23	4.28	0.00	−0.06	0.06	±0.3
13400	4.34	4.32	4.31	4.33	4.33	4.30	−0.02	0.02	−0.02	±0.3
17000	4.34	4.32	4.31	4.34	4.32	4.32	0.00	0.00	0.02	±0.3
21400	4.37	4.33	4.33	4.37	4.34	4.32	0.00	0.02	−0.02	±0.3
27200	4.37	4.33	4.32	4.35	4.32	4.34	−0.04	−0.02	0.04	±0.3
34400	4.36	4.34	4.33	4.35	4.34	4.33	−0.02	0.00	0.00	±0.3
40000	4.36	4.33	4.33	4.35	4.33	4.32	−0.02	0.00	−0.02	±0.3
43600	4.35	4.33	4.32	4.33	4.32	4.33	−0.04	−0.02	0.02	±0.3
55400	4.34	4.32	4.31	4.33	4.31	4.31	−0.02	−0.02	0.00	±0.3
70000	4.33	4.31	4.30	4.32	4.30	4.30	−0.02	−0.02	0.00	±0.3
88800	4.31	4.29	4.29	4.31	4.29	4.29	0.00	0.00	0.00	±0.3
112400	4.30	4.28	4.27	4.29	4.28	4.28	−0.02	0.00	0.02	±0.3
142400	4.28	4.26	4.26	4.28	4.26	4.25	0.00	0.00	−0.02	±0.3
161750	4.26	4.25	4.24	4.26	4.25	4.24	0.00	0.00	0.00	±0.3
180400	4.26	4.24	4.23	4.25	4.24	4.23	−0.02	0.00	0.00	±0.3
228400	4.23	4.21	4.20	4.22	4.21	4.20	−0.02	0.00	0.00	±0.3
289400	4.19	4.17	4.16	4.18	4.17	4.16	−0.02	0.00	0.00	±0.3
366400	4.15	4.13	4.12	4.15	4.13	4.12	0.00	0.00	0.00	±0.3
400000	4.13	4.12	4.11	4.13	4.12	4.11	0.00	0.00	0.00	±0.3
464000	4.11	4.09	4.08	4.10	4.09	4.08	−0.02	0.00	0.00	±0.3
587800	4.06	4.05	4.04	4.06	4.05	4.04	0.00	0.00	0.00	±0.3
744200	4.01	4.00	3.99	4.01	4.00	4.00	0.00	0.00	0.02	±0.3
942600	4.00	3.99	3.98	4.00	4.00	3.98	0.00	0.02	0.00	±0.3
1193600	3.98	3.97	3.96	3.97	3.98	3.96	−0.02	0.02	0.00	±0.3
1511600	3.97	3.96	3.95	3.97	3.96	3.95	0.00	0.00	0.00	±0.3
1914400	3.96	3.94	3.93	3.95	3.94	3.93	−0.02	0.00	0.00	±0.3
2424400	3.94	3.93	3.92	3.94	3.93	3.92	0.00	0.00	0.00	±0.3
3070200	3.91	3.90	3.89	3.91	3.90	3.88	0.00	0.00	−0.02	±0.3
3888000	3.85	3.84	3.83	3.86	3.85	3.83	0.02	0.02	0.00	±0.3
4000000	3.85	3.83	3.82	3.85	3.84	3.82	0.00	0.02	0.00	±0.3
4923800	3.78	3.77	3.76	3.78	3.76	3.76	0.00	−0.02	0.00	±0.3
6235400	3.67	3.66	3.66	3.67	3.66	3.66	0.00	0.00	0.00	±0.3
7896400	3.53	3.52	3.51	3.52	3.49	3.50	−0.02	−0.07	−0.02	±0.3
10000000	3.38	3.37	3.37	3.38	3.38	3.32	0.00	0.03	−0.13	±0.3

SPEAG H-field frequency response tolerance criteria[1]:
±0.3 dB for applied H-fields at calibration points from 3 kHz to 10 MHz

[1] Calibration uncertainty not taken into account (shared risk 50%).

Unless otherwise specified, no part of this report may be reproduced or utilized in any part, form or by any means, electronic or mechanical, including photocopying and microfilm, without permission in writing from Element. If you have any questions about this or have an enquiry about obtaining additional rights to this report or assembly of contents thereof, please contact CT.INFO@ELEMENT.COM.

Frequency Response, H-field, Channel 3

f/(Hz)	H-field/(A/m) Applied			H-field/(A/m) Reading			Difference/(dB)			Tolerance/(dB)
	x	y	z	x	y	z	x	y	z	
3000	1.53	1.53	1.53	1.53	1.54	1.53	0.00	0.06	0.00	±0.3
3200	1.53	1.53	1.53	1.53	1.52	1.54	0.00	−0.06	0.06	±0.3
4000	1.52	1.52	1.52	1.52	1.52	1.52	0.00	0.00	0.00	±0.3
5200	1.51	1.51	1.51	1.50	1.51	1.51	0.06	0.00	0.00	±0.3
6600	1.50	1.50	1.50	1.50	1.50	1.50	0.00	0.00	0.00	±0.3
8200	1.49	1.49	1.49	1.48	1.49	1.49	−0.06	0.00	0.00	±0.3
9000	1.48	1.48	1.48	1.48	1.48	1.48	0.00	0.00	0.00	±0.3
10600	4.32	4.26	4.25	4.36	4.22	4.28	0.08	−0.08	0.06	±0.3
13400	4.34	4.32	4.31	4.33	4.31	4.33	−0.02	−0.02	0.04	±0.3
17000	4.34	4.32	4.31	4.34	4.32	4.31	0.00	0.00	0.00	±0.3
21400	4.37	4.33	4.33	4.36	4.33	4.34	−0.02	0.00	0.02	±0.3
27200	4.37	4.33	4.32	4.36	4.33	4.33	−0.02	0.00	0.02	±0.3
34400	4.36	4.34	4.33	4.36	4.34	4.33	0.00	0.00	0.00	±0.3
40000	4.36	4.33	4.33	4.36	4.33	4.33	0.00	0.00	0.00	±0.3
43600	4.35	4.33	4.32	4.35	4.32	4.32	0.00	−0.02	0.00	±0.3
55400	4.34	4.32	4.31	4.33	4.32	4.31	−0.02	0.00	0.00	±0.3
70000	4.33	4.31	4.30	4.32	4.31	4.30	−0.02	0.00	0.00	±0.3
88800	4.31	4.29	4.29	4.31	4.30	4.29	0.00	0.02	0.00	±0.3
112400	4.30	4.28	4.27	4.30	4.28	4.28	0.00	0.00	0.02	±0.3
142400	4.28	4.26	4.26	4.28	4.27	4.26	0.00	0.02	0.00	±0.3
161750	4.26	4.25	4.24	4.26	4.25	4.24	0.00	0.00	0.00	±0.3
180400	4.26	4.24	4.23	4.25	4.24	4.23	−0.02	0.00	0.00	±0.3
228400	4.23	4.21	4.20	4.23	4.21	4.20	0.00	0.00	0.00	±0.3
289400	4.19	4.17	4.16	4.19	4.17	4.17	0.00	0.00	0.02	±0.3
366400	4.15	4.13	4.12	4.15	4.14	4.12	0.00	0.02	0.00	±0.3
400000	4.13	4.12	4.11	4.13	4.12	4.11	0.00	0.00	0.00	±0.3
464000	4.11	4.09	4.08	4.10	4.09	4.08	−0.02	0.00	0.00	±0.3
587800	4.06	4.05	4.04	4.06	4.05	4.04	0.00	0.00	0.00	±0.3
744200	4.01	4.00	3.99	4.01	4.00	4.00	0.00	0.00	0.02	±0.3
942600	4.00	3.99	3.98	4.00	3.99	3.99	0.00	0.00	0.02	±0.3
1193600	3.98	3.97	3.96	3.98	3.96	3.96	0.00	−0.02	0.00	±0.3
1511600	3.97	3.96	3.95	3.97	3.96	3.95	0.00	0.00	0.00	±0.3
1914400	3.96	3.94	3.93	3.95	3.94	3.93	−0.02	0.00	0.00	±0.3
2424400	3.94	3.93	3.92	3.94	3.92	3.92	0.00	−0.02	0.00	±0.3
3070200	3.91	3.90	3.89	3.91	3.89	3.89	0.00	−0.02	0.00	±0.3
3888000	3.85	3.84	3.83	3.85	3.85	3.83	0.00	0.02	0.00	±0.3
4000000	3.85	3.83	3.82	3.85	3.84	3.83	0.00	0.02	0.02	±0.3
4923800	3.78	3.77	3.76	3.78	3.77	3.76	0.00	0.00	0.00	±0.3
6235400	3.67	3.66	3.66	3.67	3.66	3.66	0.00	0.00	0.00	±0.3
7896400	3.53	3.52	3.51	3.52	3.52	3.50	−0.02	0.00	−0.02	±0.3
10000000	3.38	3.37	3.37	3.38	3.35	3.31	0.00	−0.05	−0.16	±0.3

SPEAG H-field frequency response tolerance criteria[1]:
±0.3 dB for applied H-fields at calibration points from 3 kHz to 10 MHz

[1] Calibration uncertainty not taken into account (shared risk 50%).

Unless otherwise specified, no part of this report may be reproduced or utilized in any part, form or by any means, electronic or mechanical, including photocopying and microfilm, without permission in writing from Element. If you have any questions about this or have an enquiry about obtaining additional rights to this report or assembly of contents thereof, please contact CT.INFO@ELEMENT.COM.

Frequency Response, H-field, Channel 4

f/(Hz)	H-field/(A/m) Applied			H-field/(A/m) Reading			Difference/(dB)			Tolerance/(dB)
	x	y	z	x	y	z	x	y	z	
3000	1.53	1.53	1.53	1.53	1.53	1.53	0.00	0.00	0.00	±0.3
3200	1.53	1.53	1.53	1.53	1.53	1.53	0.00	0.00	0.00	±0.3
4000	1.52	1.52	1.52	1.52	1.52	1.52	0.00	0.00	0.00	±0.3
5200	1.51	1.51	1.51	1.50	1.51	1.50	−0.06	0.00	0.06	±0.3
6600	1.50	1.50	1.50	1.50	1.50	1.48	0.00	0.00	−0.12	±0.3
8200	1.49	1.49	1.49	1.48	1.49	1.49	−0.06	0.00	0.00	±0.3
9000	1.48	1.48	1.48	1.48	1.48	1.48	0.00	0.00	0.00	±0.3
10600	4.32	4.26	4.25	4.31	4.26	4.27	−0.02	0.00	0.04	±0.3
13400	4.34	4.32	4.31	4.34	4.32	4.30	0.00	0.00	−0.02	±0.3
17000	4.34	4.32	4.31	4.34	4.31	4.32	0.00	−0.02	0.02	±0.3
21400	4.37	4.33	4.33	4.36	4.33	4.32	−0.02	0.00	−0.02	±0.3
27200	4.37	4.33	4.32	4.36	4.33	4.34	−0.02	0.00	0.04	±0.3
34400	4.36	4.34	4.33	4.35	4.34	4.33	−0.02	0.00	0.00	±0.3
40000	4.36	4.33	4.33	4.36	4.33	4.34	0.00	0.00	0.02	±0.3
43600	4.35	4.33	4.32	4.33	4.31	4.32	−0.04	−0.04	0.00	±0.3
55400	4.34	4.32	4.31	4.33	4.31	4.31	−0.02	−0.02	0.00	±0.3
70000	4.33	4.31	4.30	4.32	4.30	4.29	−0.02	−0.02	−0.02	±0.3
88800	4.31	4.29	4.29	4.31	4.29	4.29	0.00	0.00	0.00	±0.3
112400	4.30	4.28	4.27	4.29	4.28	4.28	−0.02	0.00	0.02	±0.3
142400	4.28	4.26	4.26	4.28	4.27	4.26	0.00	0.02	0.00	±0.3
161750	4.26	4.25	4.24	4.26	4.25	4.25	0.00	0.00	0.02	±0.3
180400	4.26	4.24	4.23	4.26	4.23	4.23	0.00	−0.02	0.00	±0.3
228400	4.23	4.21	4.20	4.22	4.21	4.20	−0.02	0.00	0.00	±0.3
289400	4.19	4.17	4.16	4.19	4.18	4.17	0.00	0.02	0.02	±0.3
366400	4.15	4.13	4.12	4.15	4.13	4.12	0.00	0.00	0.00	±0.3
400000	4.13	4.12	4.11	4.13	4.12	4.10	0.00	0.00	−0.02	±0.3
464000	4.11	4.09	4.08	4.10	4.09	4.08	−0.02	0.00	0.00	±0.3
587800	4.06	4.05	4.04	4.06	4.05	4.04	0.00	0.00	0.00	±0.3
744200	4.01	4.00	3.99	4.01	4.00	3.99	0.00	0.00	0.00	±0.3
942600	4.00	3.99	3.98	4.00	4.00	3.99	0.00	0.02	0.02	±0.3
1193600	3.98	3.97	3.96	3.97	3.96	3.96	−0.02	−0.02	0.00	±0.3
1511600	3.97	3.96	3.95	3.97	3.96	3.94	0.00	0.00	−0.02	±0.3
1914400	3.96	3.94	3.93	3.95	3.94	3.93	−0.02	0.00	0.00	±0.3
2424400	3.94	3.93	3.92	3.94	3.94	3.92	0.00	0.02	0.00	±0.3
3070200	3.91	3.90	3.89	3.91	3.90	3.88	0.00	0.00	−0.02	±0.3
3888000	3.85	3.84	3.83	3.85	3.85	3.83	0.00	0.02	0.00	±0.3
4000000	3.85	3.83	3.82	3.85	3.84	3.84	0.00	0.02	0.05	±0.3
4923800	3.78	3.77	3.76	3.79	3.77	3.76	0.02	0.00	0.00	±0.3
6235400	3.67	3.66	3.66	3.67	3.66	3.66	0.00	0.00	0.00	±0.3
7896400	3.53	3.52	3.51	3.53	3.51	3.52	0.00	−0.02	0.02	±0.3
10000000	3.38	3.37	3.37	3.37	3.32	3.38	−0.03	−0.13	0.03	±0.3

SPEAG H-field frequency response tolerance criteria[1]:
±0.3dB for applied H-fields at calibration points from 3kHz to 10MHz

[1]Calibration uncertainty not taken into account (shared risk 50%).

Unless otherwise specified, no part of this report may be reproduced or utilized in any part, form or by any means, electronic or mechanical, including photocopying and microfilm, without permission in writing from Element. If you have any questions about this or have an enquiry about obtaining additional rights to this report or assembly of contents thereof, please contact CT.INFO@ELEMENT.COM.

Frequency Response, H-field, Channel 5

f/(Hz)	H-field/(A/m) Applied			H-field/(A/m) Reading			Difference/(dB)			Tolerance/(dB)
	x	y	z	x	y	z	x	y	z	
3000	1.53	1.53	1.53	1.53	1.53	1.53	0.00	0.00	0.00	±0.3
3200	1.53	1.53	1.53	1.54	1.52	1.54	0.06	−0.06	0.06	±0.3
4000	1.52	1.52	1.52	1.52	1.52	1.52	0.00	0.00	0.00	±0.3
5200	1.51	1.51	1.51	1.50	1.51	1.51	−0.06	0.00	0.00	±0.3
6600	1.50	1.50	1.50	1.51	1.49	1.50	0.06	−0.06	0.00	±0.3
8200	1.49	1.49	1.49	1.48	1.49	1.49	−0.06	0.00	0.00	±0.3
9000	1.48	1.48	1.48	1.48	1.48	1.48	0.00	0.00	0.00	±0.3
10600	4.32	4.26	4.25	4.30	4.27	4.26	−0.04	0.02	0.02	±0.3
13400	4.34	4.32	4.31	4.33	4.33	4.32	−0.02	0.02	0.02	±0.3
17000	4.34	4.32	4.31	4.35	4.32	4.31	0.02	0.00	0.00	±0.3
21400	4.37	4.33	4.33	4.34	4.32	4.33	−0.06	−0.02	0.00	±0.3
27200	4.37	4.33	4.32	4.37	4.33	4.32	0.00	0.00	0.00	±0.3
34400	4.36	4.34	4.33	4.35	4.34	4.34	−0.02	0.00	0.02	±0.3
40000	4.36	4.33	4.33	4.36	4.33	4.33	0.00	0.00	0.00	±0.3
43600	4.35	4.33	4.32	4.34	4.33	4.31	−0.02	0.00	−0.02	±0.3
55400	4.34	4.32	4.31	4.33	4.31	4.31	−0.02	−0.02	0.00	±0.3
70000	4.33	4.31	4.30	4.32	4.31	4.30	−0.02	0.00	0.00	±0.3
88800	4.31	4.29	4.29	4.31	4.29	4.29	0.00	0.00	0.00	±0.3
112400	4.30	4.28	4.27	4.30	4.28	4.27	0.00	0.00	0.00	±0.3
142400	4.28	4.26	4.26	4.28	4.27	4.26	0.00	0.02	0.00	±0.3
161750	4.26	4.25	4.24	4.26	4.25	4.24	0.00	0.00	0.00	±0.3
180400	4.26	4.24	4.23	4.25	4.24	4.23	−0.02	0.00	0.00	±0.3
228400	4.23	4.21	4.20	4.22	4.21	4.20	−0.02	0.00	0.00	±0.3
289400	4.19	4.17	4.16	4.18	4.18	4.17	−0.02	0.02	0.02	±0.3
366400	4.15	4.13	4.12	4.15	4.14	4.13	0.00	0.02	0.02	±0.3
400000	4.13	4.12	4.11	4.13	4.12	4.10	0.00	0.00	−0.02	±0.3
464000	4.11	4.09	4.08	4.10	4.09	4.08	−0.02	0.00	0.00	±0.3
587800	4.06	4.05	4.04	4.06	4.05	4.04	0.00	0.00	0.00	±0.3
744200	4.01	4.00	3.99	4.01	4.00	3.99	0.00	0.00	0.00	±0.3
942600	4.00	3.99	3.98	4.01	3.99	3.98	0.02	0.00	0.00	±0.3
1193600	3.98	3.97	3.96	3.97	3.97	3.96	−0.02	0.00	0.00	±0.3
1511600	3.97	3.96	3.95	3.97	3.96	3.95	0.00	0.00	0.00	±0.3
1914400	3.96	3.94	3.93	3.96	3.94	3.93	0.00	0.00	0.00	±0.3
2424400	3.94	3.93	3.92	3.94	3.93	3.92	0.00	0.00	0.00	±0.3
3070200	3.91	3.90	3.89	3.91	3.90	3.88	0.00	0.00	−0.02	±0.3
3888000	3.85	3.84	3.83	3.84	3.85	3.83	−0.02	0.02	0.00	±0.3
4000000	3.85	3.83	3.82	3.84	3.84	3.83	−0.02	0.02	0.02	±0.3
4923800	3.78	3.77	3.76	3.79	3.77	3.76	0.02	0.00	0.00	±0.3
6235400	3.67	3.66	3.66	3.67	3.67	3.66	0.00	0.02	0.00	±0.3
7896400	3.53	3.52	3.51	3.52	3.49	3.51	−0.02	−0.07	0.00	±0.3
10000000	3.38	3.37	3.37	3.38	3.36	3.33	0.00	−0.03	−0.10	±0.3

SPEAG H-field frequency response tolerance criteria[1]:
±0.3dB for applied H-fields at calibration points from 3kHz to 10MHz

[1]Calibration uncertainty not taken into account (shared risk 50%).

Unless otherwise specified, no part of this report may be reproduced or utilized in any part, form or by any means, electronic or mechanical, including photocopying and microfilm, without permission in writing from Element. If you have any questions about this or have an enquiry about obtaining additional rights to this report or assembly of contents thereof, please contact CT.INFO@ELEMENT.COM.

Frequency Response, H-field, Channel 6

f/(Hz)	H-field/(A/m) Applied			H-field/(A/m) Reading			Difference/(dB)			Tolerance/(dB)
	x	y	z	x	y	z	x	y	z	
3000	1.53	1.53	1.53	1.53	1.53	1.53	0.00	0.00	0.00	±0.3
3200	1.53	1.53	1.53	1.54	1.52	1.55	0.06	−0.06	0.11	±0.3
4000	1.52	1.52	1.52	1.52	1.52	1.51	0.00	0.00	−0.06	±0.3
5200	1.51	1.51	1.51	1.50	1.51	1.51	−0.06	0.00	0.00	±0.3
6600	1.50	1.50	1.50	1.53	1.50	1.48	0.17	0.00	−0.12	±0.3
8200	1.49	1.49	1.49	1.49	1.49	1.49	0.00	0.00	0.00	±0.3
9000	1.48	1.48	1.48	1.48	1.48	1.48	0.00	0.00	0.00	±0.3
10600	4.32	4.26	4.25	4.35	4.26	4.27	0.06	0.00	0.04	±0.3
13400	4.34	4.32	4.31	4.33	4.31	4.30	−0.02	−0.02	−0.02	±0.3
17000	4.34	4.32	4.31	4.34	4.32	4.31	0.00	0.00	0.00	±0.3
21400	4.37	4.33	4.33	4.36	4.33	4.33	−0.02	0.00	0.00	±0.3
27200	4.37	4.33	4.32	4.36	4.33	4.31	−0.02	0.00	−0.02	±0.3
34400	4.36	4.34	4.33	4.35	4.34	4.34	−0.02	0.00	0.02	±0.3
40000	4.36	4.33	4.33	4.35	4.33	4.32	−0.02	0.00	−0.02	±0.3
43600	4.35	4.33	4.32	4.35	4.32	4.31	0.00	−0.02	−0.02	±0.3
55400	4.34	4.32	4.31	4.33	4.31	4.30	−0.02	−0.02	−0.02	±0.3
70000	4.33	4.31	4.30	4.32	4.30	4.29	−0.02	−0.02	−0.02	±0.3
88800	4.31	4.29	4.29	4.31	4.29	4.28	0.00	0.00	−0.02	±0.3
112400	4.30	4.28	4.27	4.30	4.29	4.27	0.00	0.02	0.00	±0.3
142400	4.28	4.26	4.26	4.28	4.27	4.25	0.00	0.02	−0.02	±0.3
161750	4.26	4.25	4.24	4.26	4.25	4.24	0.00	0.00	0.00	±0.3
180400	4.26	4.24	4.23	4.25	4.24	4.23	−0.02	0.00	0.00	±0.3
228400	4.23	4.21	4.20	4.22	4.21	4.20	−0.02	0.00	0.00	±0.3
289400	4.19	4.17	4.16	4.19	4.17	4.16	0.00	0.00	0.00	±0.3
366400	4.15	4.13	4.12	4.15	4.13	4.12	0.00	0.00	0.00	±0.3
400000	4.13	4.12	4.11	4.13	4.11	4.11	0.00	−0.02	0.00	±0.3
464000	4.11	4.09	4.08	4.11	4.09	4.08	0.00	0.00	0.00	±0.3
587800	4.06	4.05	4.04	4.06	4.05	4.04	0.00	0.00	0.00	±0.3
744200	4.01	4.00	3.99	4.01	4.00	4.00	0.00	0.00	0.02	±0.3
942600	4.00	3.99	3.98	4.00	3.99	3.99	0.00	0.00	0.02	±0.3
1193600	3.98	3.97	3.96	3.97	3.99	3.96	−0.02	0.04	0.00	±0.3
1511600	3.97	3.96	3.95	3.97	3.96	3.96	0.00	0.00	0.02	±0.3
1914400	3.96	3.94	3.93	3.96	3.94	3.93	0.00	0.00	0.00	±0.3
2424400	3.94	3.93	3.92	3.92	3.93	3.92	−0.04	0.00	0.00	±0.3
3070200	3.91	3.90	3.89	3.91	3.90	3.89	0.00	0.00	0.00	±0.3
3888000	3.85	3.84	3.83	3.84	3.84	3.83	−0.02	0.00	0.00	±0.3
4000000	3.85	3.83	3.82	3.84	3.83	3.83	−0.02	0.00	0.02	±0.3
4923800	3.78	3.77	3.76	3.80	3.77	3.76	0.05	0.00	0.00	±0.3
6235400	3.67	3.66	3.66	3.66	3.65	3.66	−0.02	−0.02	0.00	±0.3
7896400	3.53	3.52	3.51	3.51	3.50	3.50	−0.05	0.05	−0.02	±0.3
10000000	3.38	3.37	3.37	3.37	3.36	3.33	−0.03	−0.03	−0.10	±0.3

SPEAG H-field frequency response tolerance criteria[1]:
±0.3 dB for applied H-fields at calibration points from 3 kHz to 10 MHz

[1] Calibration uncertainty not taken into account (shared risk 50%).

Unless otherwise specified, no part of this report may be reproduced or utilized in any part, form or by any means, electronic or mechanical, including photocopying and microfilm, without permission in writing from Element. If you have any questions about this or have an enquiry about obtaining additional rights to this report or assembly of contents thereof, please contact CT.INFO@ELEMENT.COM.

Frequency Response, H-field, Channel 7

f/(Hz)	H-field/(A/m) Applied			H-field/(A/m) Reading			Difference/(dB)			Tolerance/(dB)
	x	y	z	x	y	z	x	y	z	
3000	1.53	1.53	1.53	1.53	1.53	1.53	0.00	0.00	0.00	±0.3
3200	1.53	1.53	1.53	1.54	1.53	1.54	0.06	0.00	0.06	±0.3
4000	1.52	1.52	1.52	1.53	1.52	1.52	0.06	0.00	0.00	±0.3
5200	1.51	1.51	1.51	1.51	1.52	1.51	0.00	0.06	0.00	±0.3
6600	1.50	1.50	1.50	1.50	1.50	1.50	0.00	0.00	0.00	±0.3
8200	1.49	1.49	1.49	1.49	1.48	1.49	0.00	−0.06	0.00	±0.3
9000	1.48	1.48	1.48	1.49	1.48	1.48	0.06	0.00	0.00	±0.3
10600	4.32	4.26	4.25	4.30	4.26	4.28	−0.04	0.00	0.06	±0.3
13400	4.34	4.32	4.31	4.34	4.34	4.32	0.00	0.04	0.02	±0.3
17000	4.34	4.32	4.31	4.35	4.33	4.32	0.02	0.02	0.02	±0.3
21400	4.37	4.33	4.33	4.35	4.34	4.31	−0.04	0.02	−0.04	±0.3
27200	4.37	4.33	4.32	4.36	4.33	4.32	−0.02	0.00	0.00	±0.3
34400	4.36	4.34	4.33	4.36	4.34	4.34	0.00	0.00	0.02	±0.3
40000	4.36	4.33	4.33	4.35	4.33	4.32	−0.02	0.00	−0.02	±0.3
43600	4.35	4.33	4.32	4.35	4.33	4.31	0.00	0.00	−0.02	±0.3
55400	4.34	4.32	4.31	4.33	4.32	4.31	−0.02	0.00	0.00	±0.3
70000	4.33	4.31	4.30	4.32	4.30	4.29	−0.02	−0.02	−0.02	±0.3
88800	4.31	4.29	4.29	4.32	4.30	4.29	0.02	0.02	0.00	±0.3
112400	4.30	4.28	4.27	4.29	4.29	4.27	−0.02	0.02	0.00	±0.3
142400	4.28	4.26	4.26	4.29	4.28	4.26	0.02	0.04	0.00	±0.3
161750	4.26	4.25	4.24	4.26	4.25	4.24	0.00	0.00	0.00	±0.3
180400	4.26	4.24	4.23	4.26	4.24	4.23	0.00	0.00	0.00	±0.3
228400	4.23	4.21	4.20	4.22	4.21	4.20	−0.02	0.00	0.00	±0.3
289400	4.19	4.17	4.16	4.18	4.17	4.17	−0.02	0.00	0.02	±0.3
366400	4.15	4.13	4.12	4.15	4.13	4.13	0.00	0.00	0.02	±0.3
400000	4.13	4.12	4.11	4.13	4.12	4.11	0.00	0.00	0.00	±0.3
464000	4.11	4.09	4.08	4.10	4.09	4.08	−0.02	0.00	0.00	±0.3
587800	4.06	4.05	4.04	4.06	4.05	4.04	0.00	0.00	0.00	±0.3
744200	4.01	4.00	3.99	4.01	4.00	4.00	0.00	0.00	0.02	±0.3
942600	4.00	3.99	3.98	4.00	4.00	3.99	0.00	0.02	0.02	±0.3
1193600	3.98	3.97	3.96	3.98	3.97	3.96	0.00	0.00	0.00	±0.3
1511600	3.97	3.96	3.95	3.97	3.96	3.95	0.00	0.00	0.00	±0.3
1914400	3.96	3.94	3.93	3.96	3.94	3.92	0.00	0.00	−0.02	±0.3
2424400	3.94	3.93	3.92	3.94	3.92	3.92	0.00	−0.02	0.00	±0.3
3070200	3.91	3.90	3.89	3.91	3.90	3.88	0.00	0.00	−0.02	±0.3
3888000	3.85	3.84	3.83	3.85	3.84	3.82	0.00	0.00	−0.02	±0.3
4000000	3.85	3.83	3.82	3.85	3.84	3.83	0.00	0.02	0.02	±0.3
4923800	3.78	3.77	3.76	3.79	3.77	3.76	0.02	0.00	0.00	±0.3
6235400	3.67	3.66	3.66	3.67	3.66	3.65	0.00	0.00	−0.02	±0.3
7896400	3.53	3.52	3.51	3.52	3.50	3.49	−0.02	−0.05	−0.05	±0.3
10000000	3.38	3.37	3.37	3.35	3.36	3.26	−0.08	−0.03	−0.29	±0.3

SPEAG H-field frequency response tolerance criteria[1]:
±0.3 dB for applied H-fields at calibration points from 3 kHz to 10 MHz

[1] Calibration uncertainty not taken into account (shared risk 50%).

Unless otherwise specified, no part of this report may be reproduced or utilized in any part, form or by any means, electronic or mechanical, including photocopying and microfilm, without permission in writing from Element. If you have any questions about this or have an enquiry about obtaining additional rights to this report or assembly of contents thereof, please contact CT.INFO@ELEMENT.COM.

Frequency Response, E-field, Channel 0

f/(Hz)	E-field/(V/m) Applied			E-field/(V/m) Reading			Difference/(dB)			Tolerance/(dB)
	x	y	z	x	y	z	x	y	z	
3000	169	169	172	169	169	172	0.00	0.00	0.00	±0.3
3200	167	167	162	167	167	161	0.00	0.00	−0.05	±0.3
4000	175	175	170	175	175	170	0.00	0.00	0.00	±0.3
5200	165	165	163	164	164	163	−0.05	−0.05	0.00	±0.3
6600	163	163	160	163	163	160	0.00	0.00	0.00	±0.3
8200	162	162	159	162	162	158	0.00	0.00	−0.05	±0.3
9000	163	163	164	163	163	163	0.00	0.00	−0.05	±0.3
10600	166	166	159	166	166	159	0.00	0.00	0.00	±0.3
13400	163	163	162	164	163	162	0.05	0.00	0.00	±0.3
17000	161	161	163	162	161	163	0.05	0.00	0.00	±0.3
21400	157	157	158	157	157	158	0.00	0.00	0.00	±0.3
27200	158	158	157	159	158	157	0.05	0.00	0.00	±0.3
34400	162	162	159	163	162	159	0.05	0.00	0.00	±0.3
40000	161	161	161	162	161	160	0.05	0.00	−0.05	±0.3
43600	162	162	160	162	162	160	0.00	0.00	0.00	±0.3
55400	161	161	159	161	161	159	0.00	0.00	0.00	±0.3
70000	162	162	160	162	162	159	0.00	0.00	−0.05	±0.3
88800	161	161	160	162	162	160	0.05	0.05	0.00	±0.3
112400	161	161	160	161	161	160	0.00	0.00	0.00	±0.3
142400	162	162	160	162	162	160	0.00	0.00	0.00	±0.3
161750	163	163	162	163	163	162	0.00	0.00	0.00	±0.3
180400	164	164	162	164	164	162	0.00	0.00	0.00	±0.3
228400	165	165	163	165	165	163	0.00	0.00	0.00	±0.3
289400	166	166	164	166	166	164	0.00	0.00	0.00	±0.3
366400	166	166	165	166	166	164	0.00	0.00	−0.05	±0.3
400000	167	167	165	167	167	165	0.00	0.00	0.00	±0.3
464000	168	168	166	168	168	166	0.00	0.00	0.00	±0.3
587800	169	169	167	170	169	167	0.05	0.00	0.00	±0.3
744200	169	169	167	170	169	167	0.05	0.00	0.00	±0.3
942600	170	170	168	170	170	168	0.00	0.00	0.00	±0.3
1193600	171	171	169	171	171	169	0.00	0.00	0.00	±0.3
1511600	170	170	169	170	170	168	0.00	0.00	−0.05	±0.3
1914400	170	170	168	170	170	168	0.00	0.00	0.00	±0.3
2424400	170	170	168	170	170	168	0.00	0.00	0.00	±0.3
3070200	171	171	169	170	170	169	−0.05	−0.05	0.00	±0.3
3888000	171	171	169	171	171	169	0.00	0.00	0.00	±0.3
4000000	171	171	169	171	171	169	0.00	0.00	0.00	±0.3
4923800	172	172	170	172	172	170	0.00	0.00	0.00	±0.3
6235400	174	174	172	174	173	172	0.00	−0.05	0.00	±0.3
7896400	180	180	179	180	180	178	0.00	0.00	−0.05	±0.3
10000000	201	201	199	200	200	199	−0.04	−0.04	0.00	±0.3

SPEAG E-field frequency response tolerance criteria[1]:
±0.3dB for applied E-fields at calibration points from 3kHz to 10MHz

[1]Calibration uncertainty not taken into account (shared risk 50%).

Unless otherwise specified, no part of this report may be reproduced or utilized in any part, form or by any means, electronic or mechanical, including photocopying and microfilm, without permission in writing from Element. If you have any questions about this or have an enquiry about obtaining additional rights to this report or assembly of contents thereof, please contact CT.INFO@ELEMENT.COM.

Isotropy H-Field

H-Field Receiving Pattern (ϕ), $\theta = 0°$

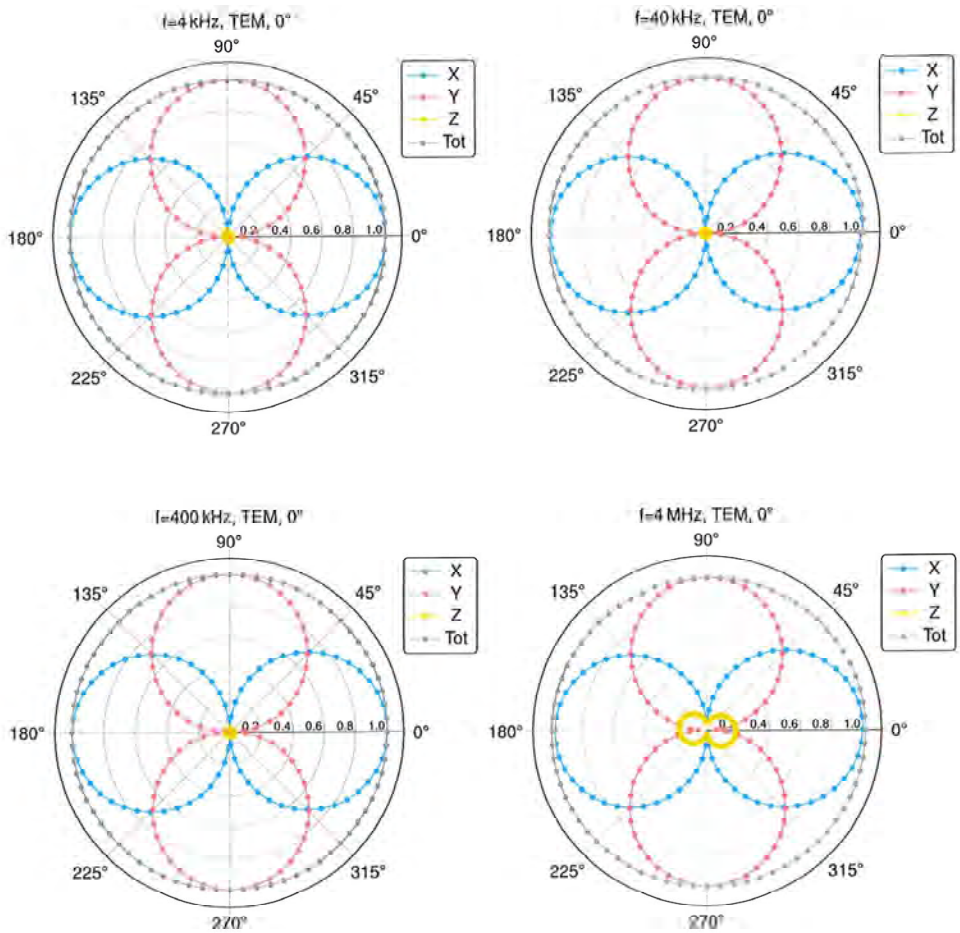

Unless otherwise specified, no part of this report may be reproduced or utilized in any part, form or by any means, electronic or mechanical, including photocopying and microfilm, without permission in writing from Element. If you have any questions about this or have an enquiry about obtaining additional rights to this report or assembly of contents thereof, please contact CT.INFO@ELEMENT.COM.

H-Field Receiving Pattern (ϕ), $\vartheta = 90°$

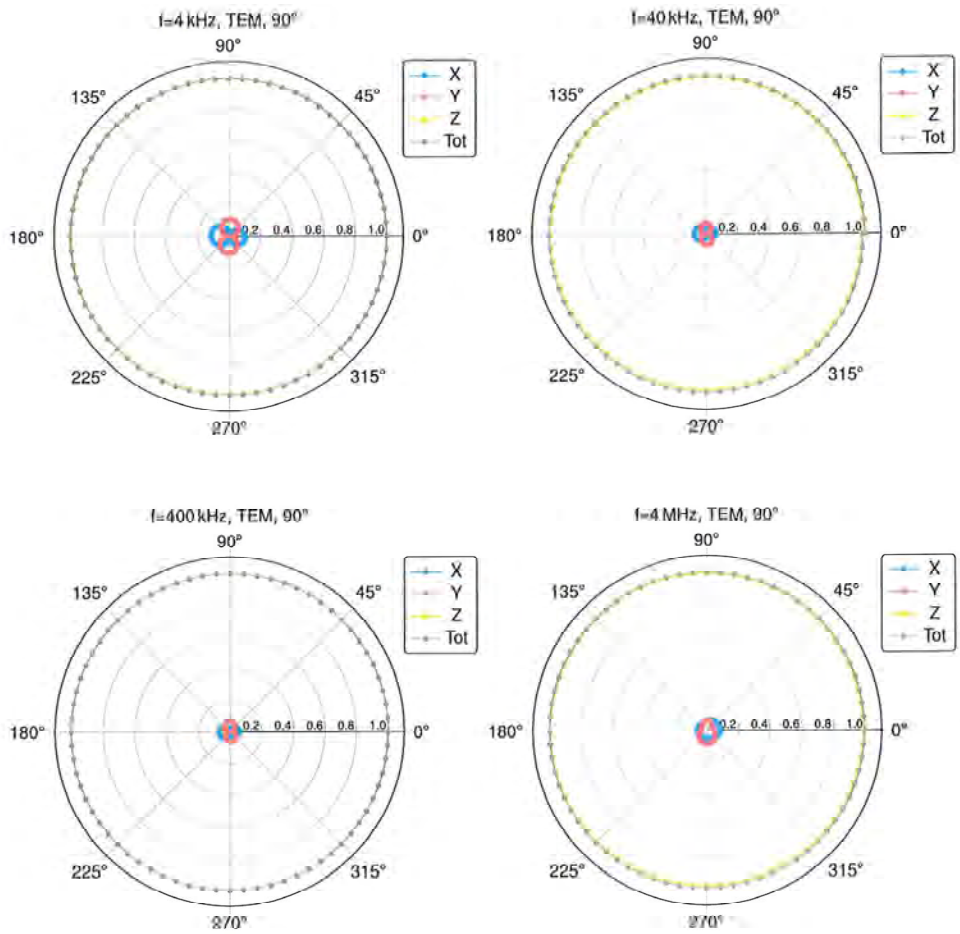

Unless otherwise specified, no part of this report may be reproduced or utilized in any part, form or by any means, electronic or mechanical, including photocopying and microfilm, without permission in writing from Element. If you have any questions about this or have an enquiry about obtaining additional rights to this report or assembly of contents thereof, please contact CT.INFO@ELEMENT.COM.

H-Field Receiving Pattern (ϕ), $\vartheta = 0°$

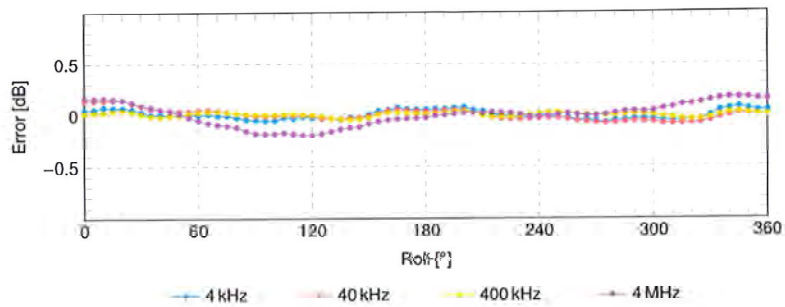

H-Field Receiving Pattern (ϕ), $\vartheta = 90°$

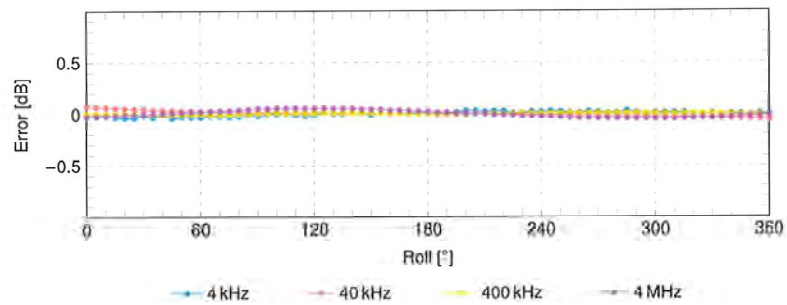

SPEAG axial deviation from the ideal response tolerance for H-field: ±0.8 dB

Unless otherwise specified, no part of this report may be reproduced or utilized in any part, form or by any means, electronic or mechanical, including photocopying and microfilm, without permission in writing from Element. If you have any questions about this or have an enquiry about obtaining additional rights to this report or assembly of contents thereof, please contact CT.INFO@ELEMENT.COM.

Isotropy E-Field

E-Field Receiving Pattern (ϕ), $\vartheta = 0°$

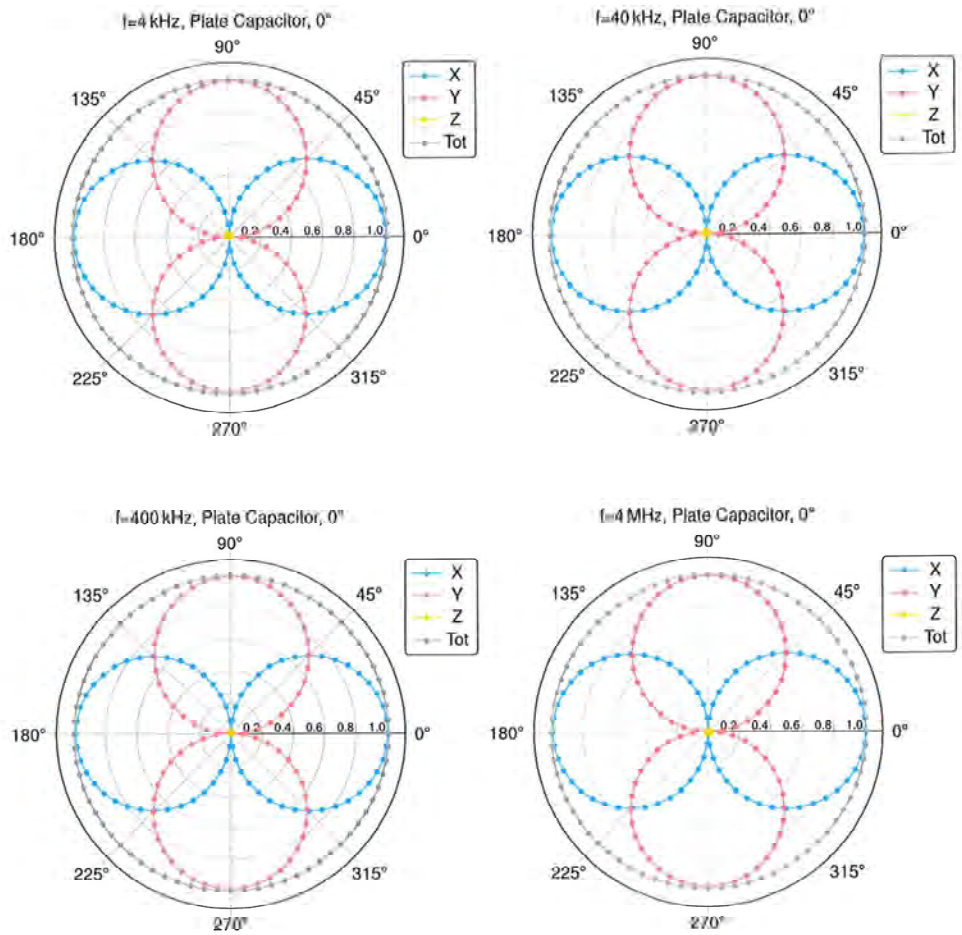

Unless otherwise specified, no part of this report may be reproduced or utilized in any part, form or by any means, electronic or mechanical, including photocopying and microfilm, without permission in writing from Element. If you have any questions about this or have an enquiry about obtaining additional rights to this report or assembly of contents thereof, please contact CT.INFO@ELEMENT.COM.

E-Field Receiving Pattern (ϕ), $\vartheta = 90°$

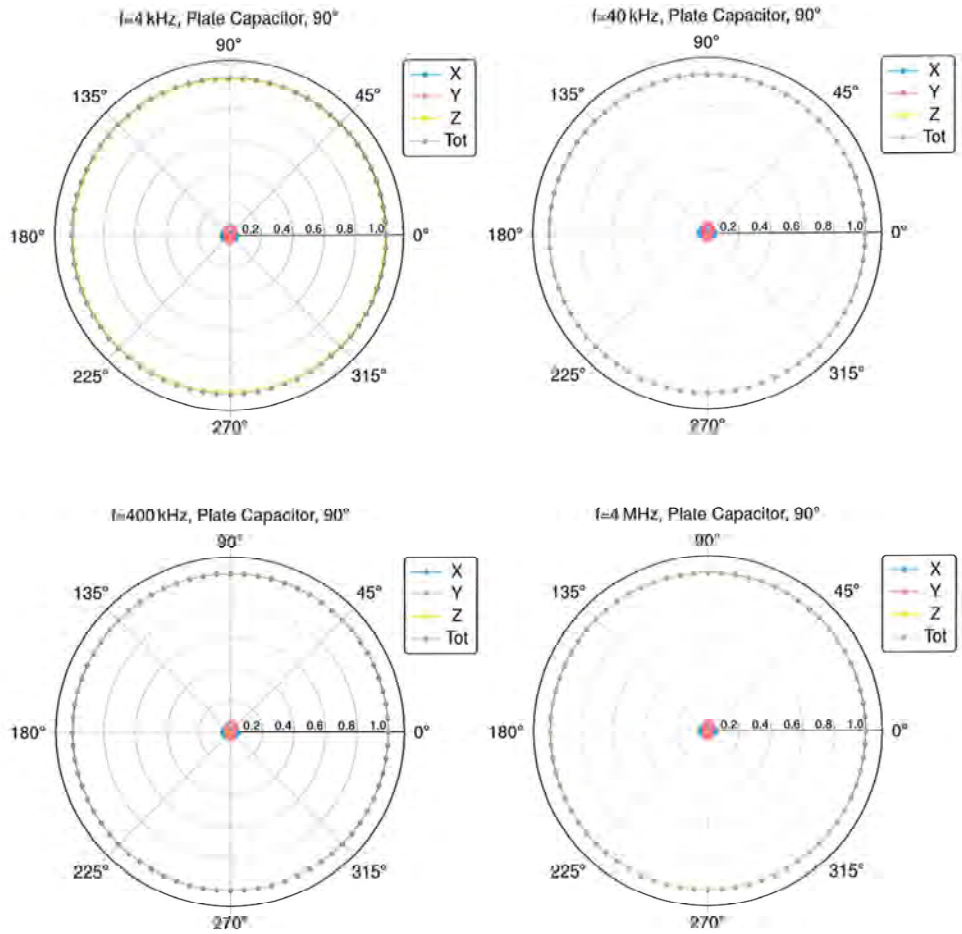

Unless otherwise specified, no part of this report may be reproduced or utilized in any part, form or by any means, electronic or mechanical, including photocopying and microfilm, without permission in writing from Element. If you have any questions about this or have an enquiry about obtaining additional rights to this report or assembly of contents thereof, please contact CT.INFO@ELEMENT.COM.

E-Field Receiving Pattern (ϕ), $\vartheta = 0°$

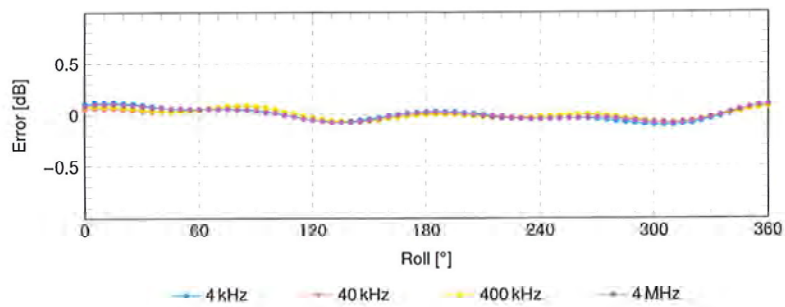

E-Field Receiving Pattern (ϕ), $\vartheta = 90°$

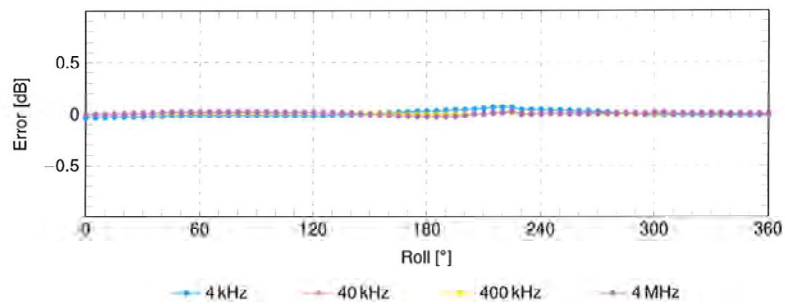

SPEAG axial deviation from the ideal response tolerance for E-field: ±0.8dB

Unless otherwise specified, no part of this report may be reproduced or utilized in any part, form or by any means, electronic or mechanical, including photocopying and microfilm, without permission in writing from Element. If you have any questions about this or have an enquiry about obtaining additional rights to this report or assembly of contents thereof, please contact CT.INFO@ELEMENT.COM.