Case No. : CTA24071502104	
Ambient Condition: 24 ℃, 51 %RH	
According Standard: ■Part15E	
Test Date: 2024.7.24	**Test Engineer:** Lushan Kong

Appendix D.1: Emission Bandwidth

Test Result

TestMode	Antenna	Freq(MHz)	26db EBW [MHz]	FL[MHz]	FH[MHz]	Limit[MHz]	Verdict
11A	Ant1	5180	22.680	5169.120	5191.800	---	---
		5200	22.400	5189.120	5211.520	---	---
		5240	22.880	5228.320	5251.200	---	---
11N20SISO	Ant1	5180	22.920	5169.000	5191.920	---	---
		5200	22.440	5188.920	5211.360	---	---
		5240	23.400	5228.440	5251.840	---	---
11N40SISO	Ant1	5190	43.360	5168.080	5211.440	---	---
		5230	43.920	5208.000	5251.920	---	---
11AC20SISO	Ant1	5180	22.720	5168.960	5191.680	---	---
		5200	22.920	5188.920	5211.840	---	---
		5240	22.760	5228.400	5251.160	---	---
11AC40SISO	Ant1	5190	43.520	5168.000	5211.520	---	---
		5230	42.800	5208.320	5251.120	---	---
11AC80SISO	Ant1	5210	84.320	5166.960	5251.280	---	---

Test Graphs

11A_Ant1_5180
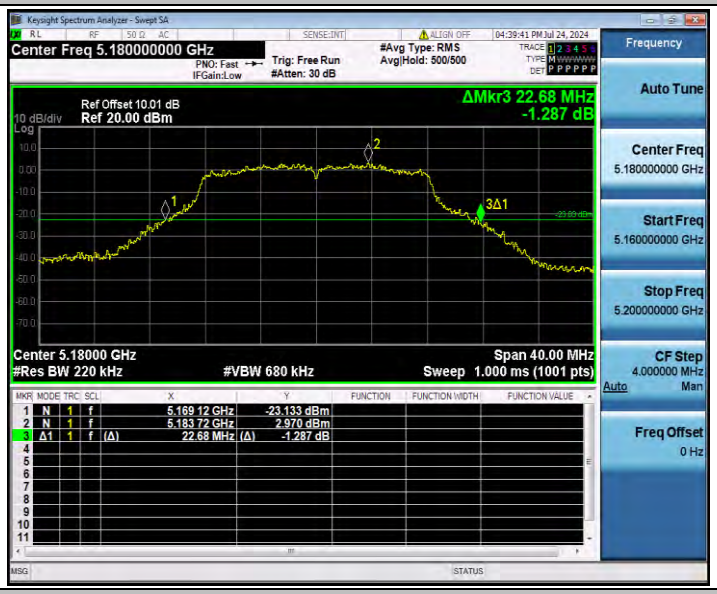
11A_Ant1_5200
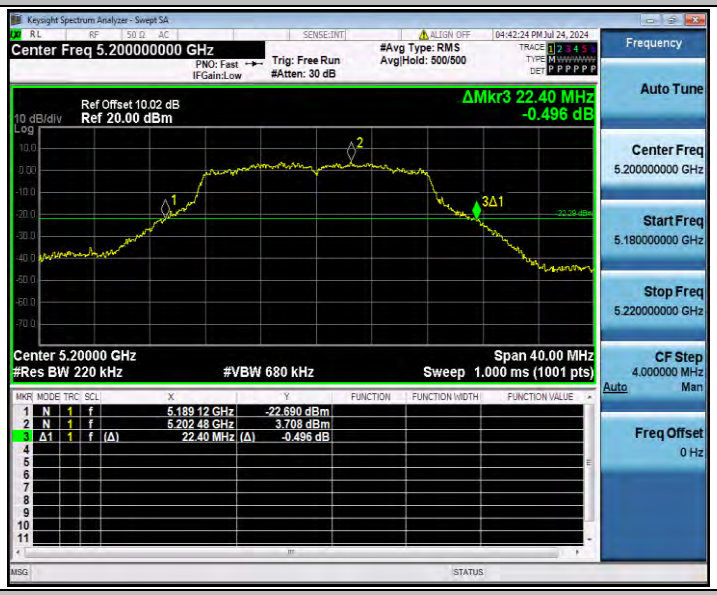
11A_Ant1_5240

11N20SISO_Ant1_5180

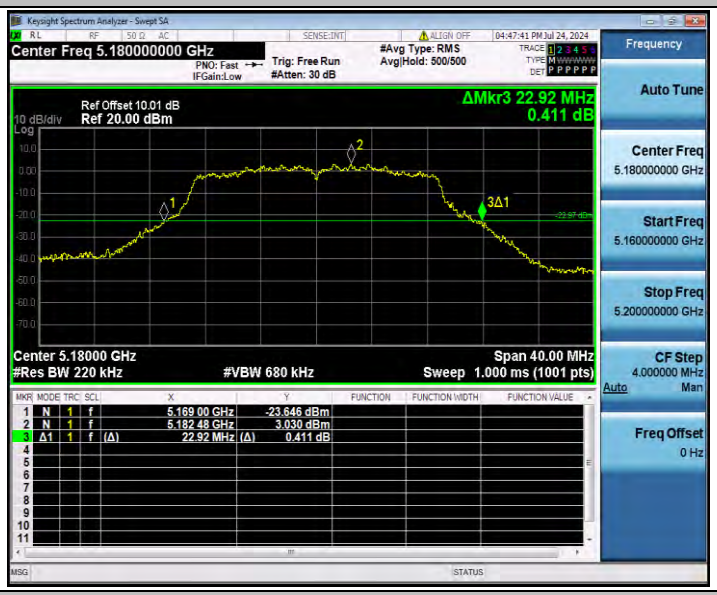

11N20SISO_Ant1_5200

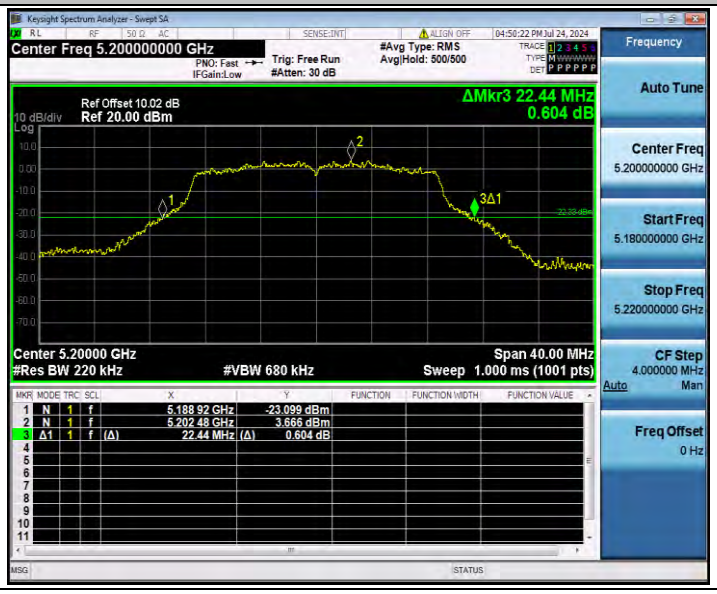

11N20SISO_Ant1_5240

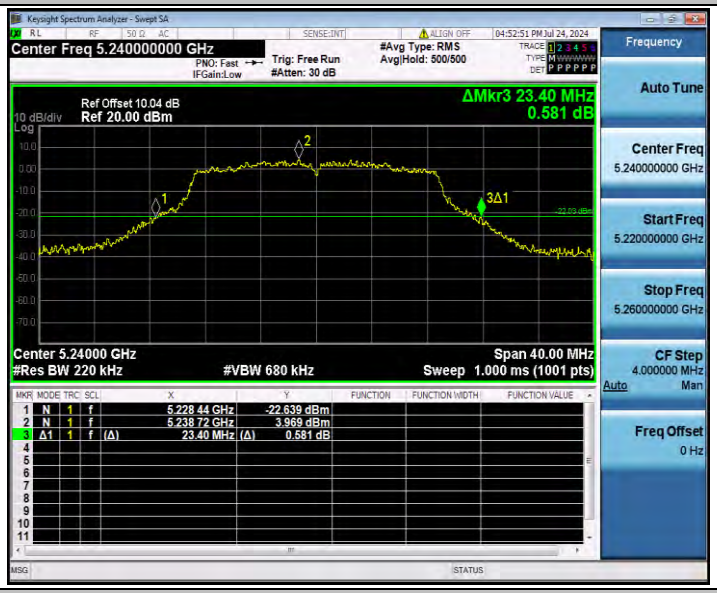

11N40SISO_Ant1_5190

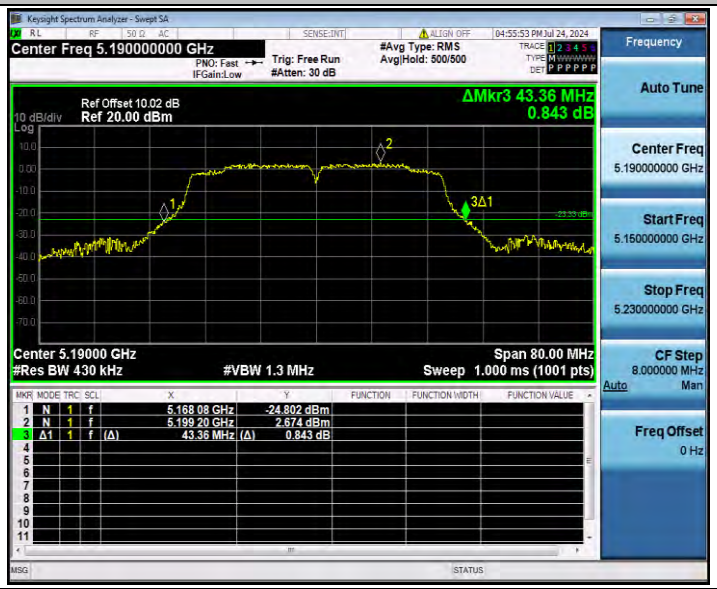

11N40SISO_Ant1_5230

11AC20SISO_Ant1_5180

11AC20SISO_Ant1_5200

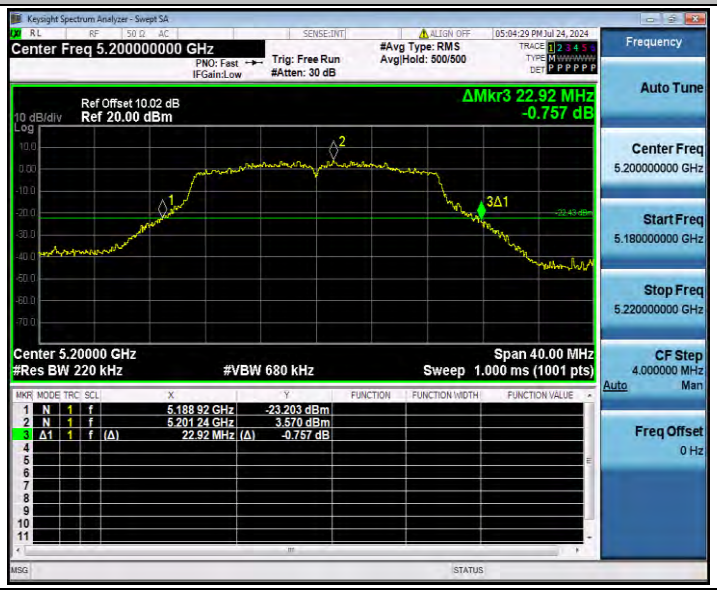

11AC20SISO_Ant1_5240

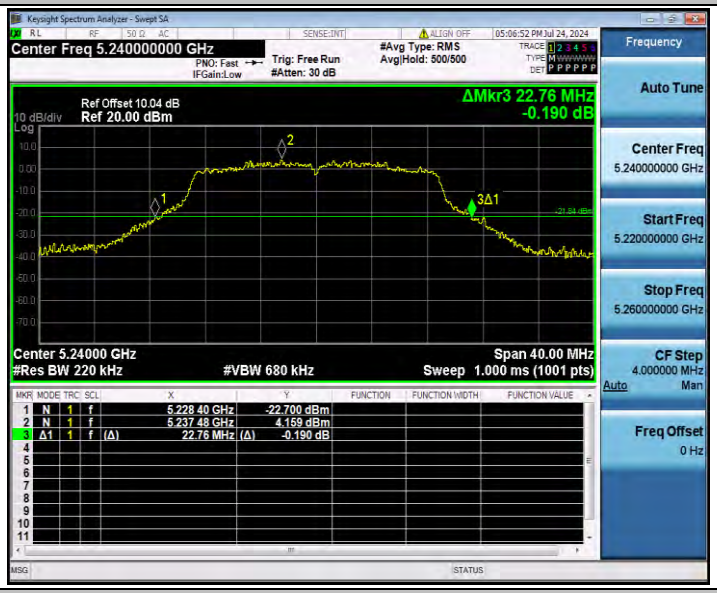

11AC40SISO_Ant1_5190

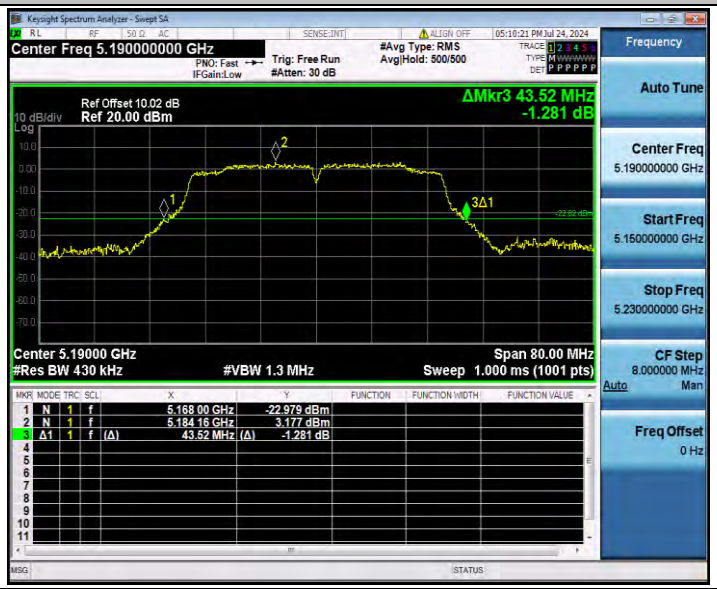

11AC40SISO_Ant1_5230

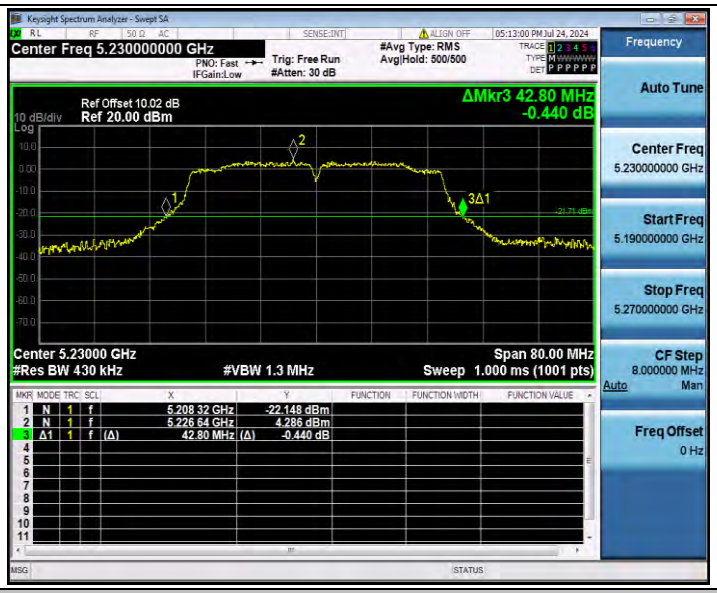

11AC80SISO_Ant1_5210

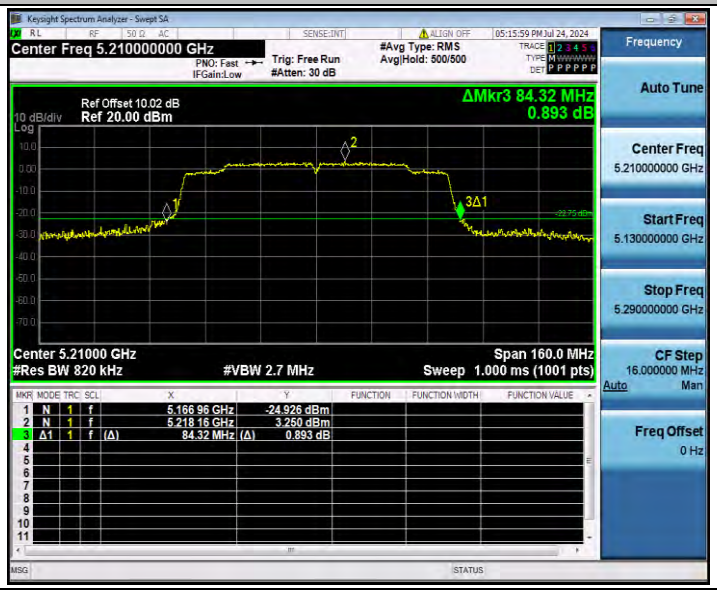

Appendix D.2: Occupied channel bandwidth

Test Result

TestMode	Antenna	Freq(MHz)	OCB [MHz]	FL[MHz]	FH[MHz]	Limit[MHz]	Verdict
11A	Ant1	5180	16.998	5171.5407	5188.5387	---	---
		5200	16.898	5191.5619	5208.4599	---	---
		5240	17.003	5231.4447	5248.4477	---	---
11N20SISO	Ant1	5180	17.980	5171.0439	5189.0239	---	---
		5200	17.954	5191.0483	5209.0023	---	---
		5240	18.009	5230.9707	5248.9797	---	---
11N40SISO	Ant1	5190	36.203	5171.9118	5208.1148	---	---
		5230	36.239	5211.8396	5248.0786	---	---
11AC20SISO	Ant1	5180	17.959	5171.0598	5189.0188	---	---
		5200	17.973	5191.0327	5209.0057	---	---
		5240	18.040	5230.9421	5248.9821	---	---
11AC40SISO	Ant1	5190	36.165	5171.9332	5208.0982	---	---
		5230	36.199	5211.8706	5248.0696	---	---
11AC80SISO	Ant1	5210	75.211	5172.3894	5247.6004	---	---

Test Graphs

11A_Ant1_5180

11A_Ant1_5200

11A_Ant1_5240

11N20SISO_Ant1_5180

11N20SISO_Ant1_5200

11N20SISO_Ant1_5240

11N40SISO_Ant1_5190

11N40SISO_Ant1_5230

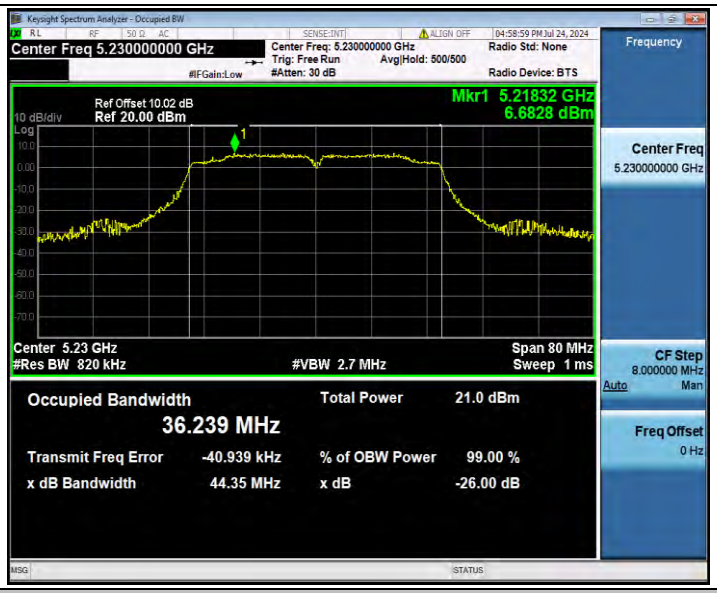

11AC20SISO_Ant1_5180

11AC20SISO_Ant1_5200

11AC20SISO_Ant1_5240

11AC40SISO_Ant1_5190

11AC40SISO_Ant1_5230

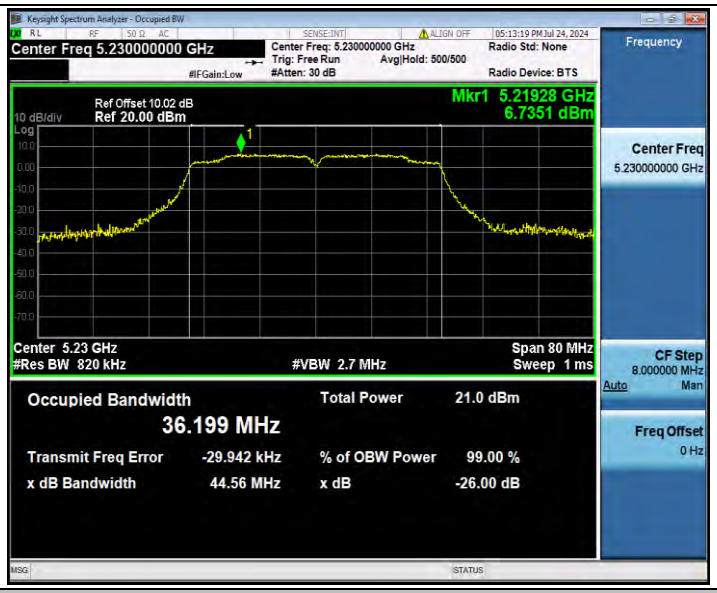

11AC80SISO_Ant1_5210

Appendix D.3: Duty Cycle

Test Result

TestMode	Antenna	Freq(MHz)	Transmission Duration [ms]	Transmission Period [ms]	Duty Cycle [%]	Duty Cycle Factor[dB]	1/T Factor[KHz]
11A	Ant1	5180	2.05	2.14	95.79	0.19	0.49
		5200	2.04	2.14	95.33	0.21	0.49
		5240	2.05	2.14	95.79	0.19	0.49
11N20SISO	Ant1	5180	1.91	2.00	95.50	0.20	0.52
		5200	1.91	2.00	95.50	0.20	0.52
		5240	1.91	1.99	95.98	0.18	0.52
11N40SISO	Ant1	5190	0.94	0.99	94.95	0.23	1.06
		5230	0.94	0.98	95.92	0.18	1.06
11AC20SISO	Ant1	5180	1.91	2.00	95.50	0.20	0.52
		5200	1.91	2.00	95.50	0.20	0.52
		5240	1.92	2.00	96.00	0.18	0.52
11AC40SISO	Ant1	5190	0.94	0.99	94.95	0.23	1.06
		5230	0.95	0.99	95.96	0.18	1.05
11AC80SISO	Ant1	5210	0.46	0.50	92.00	0.36	2.17

Test Graphs

11A_Ant1_5180

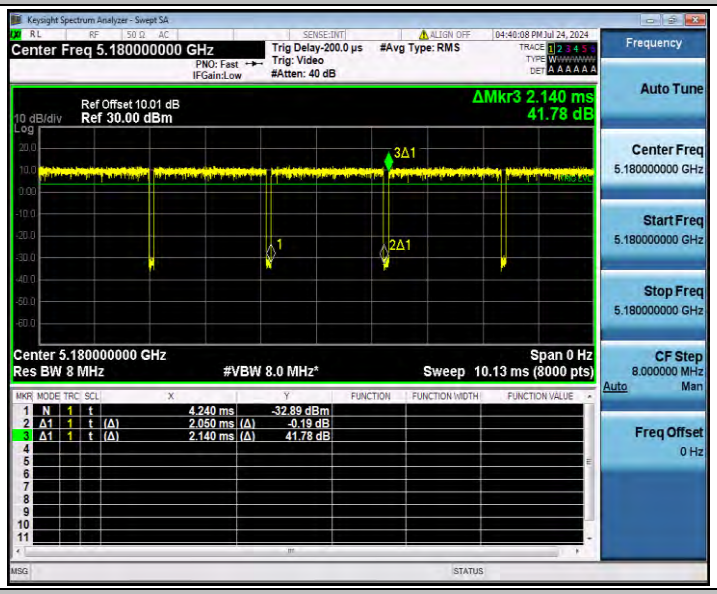

11A_Ant1_5200

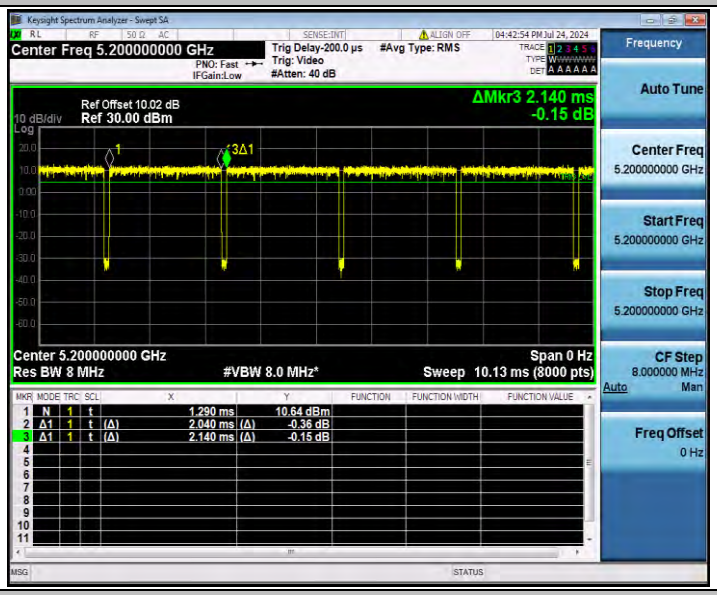

11A_Ant1_5240

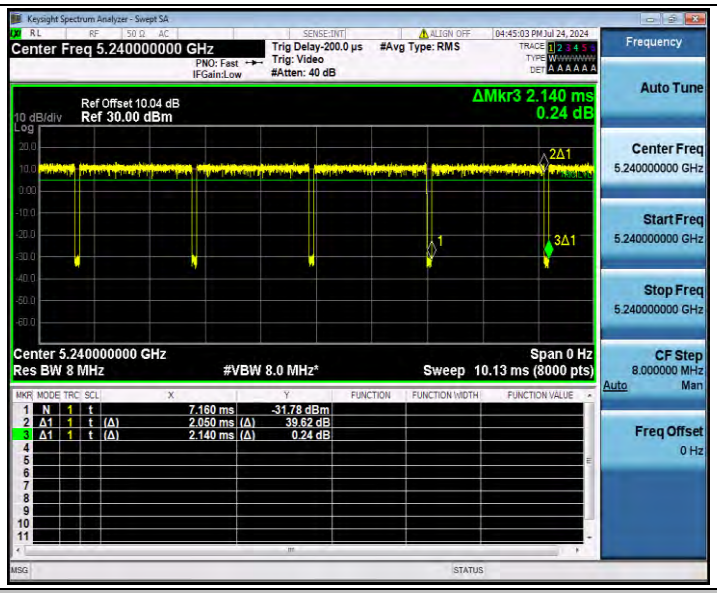

11N20SISO_Ant1_5180

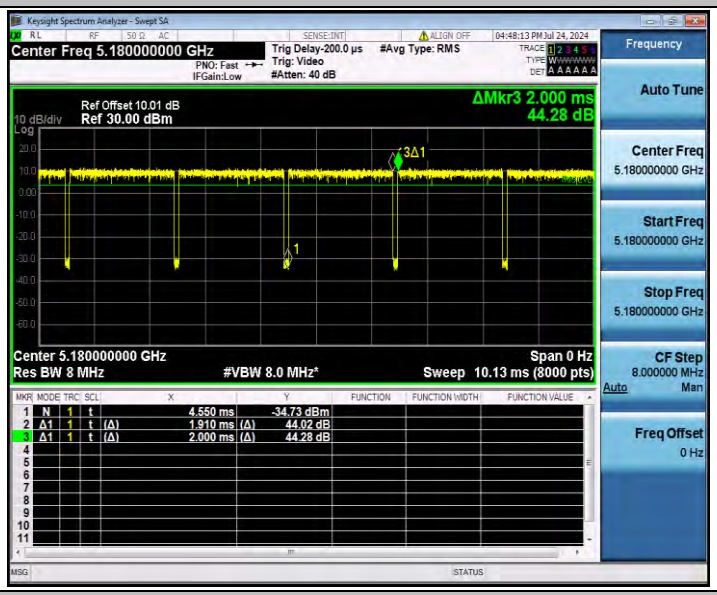

11N20SISO_Ant1_5200

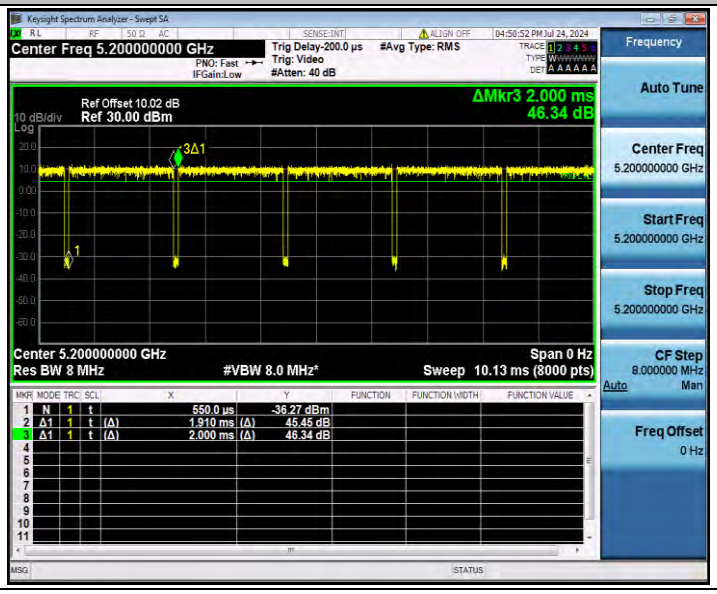

11N20SISO_Ant1_5240

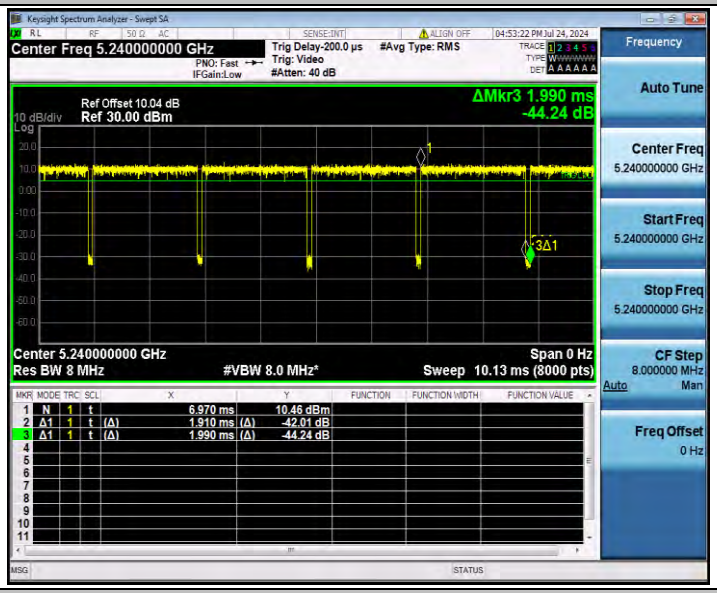

11N40SISO_Ant1_5190

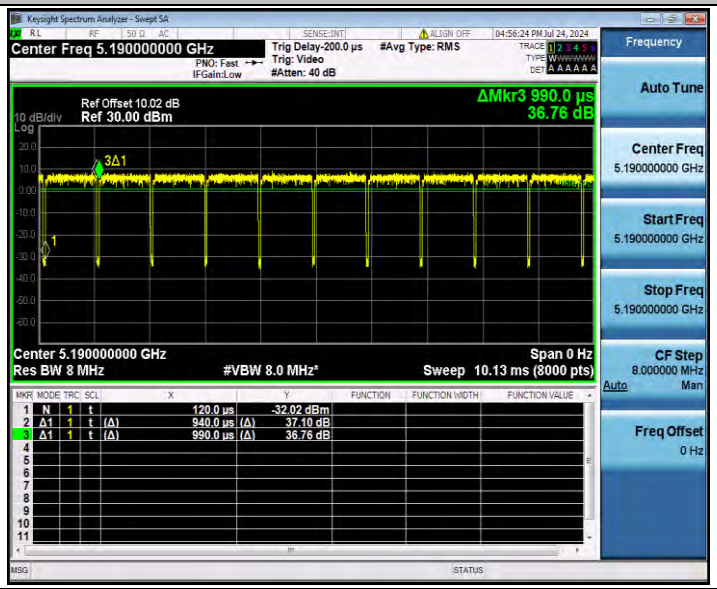

11N40SISO_Ant1_5230

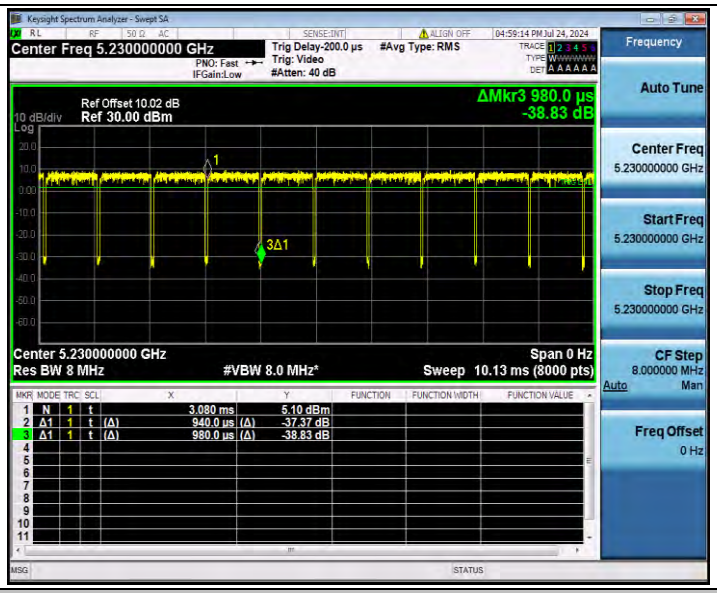

11AC20SISO_Ant1_5180

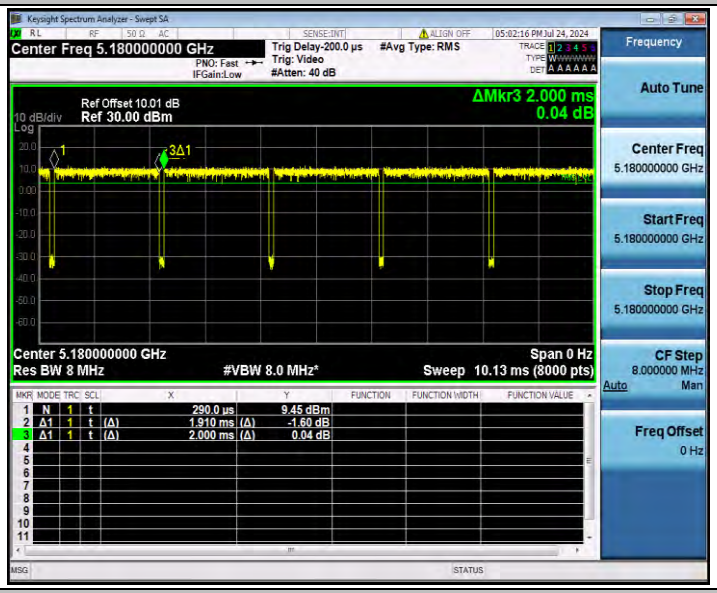

11AC20SISO_Ant1_5200

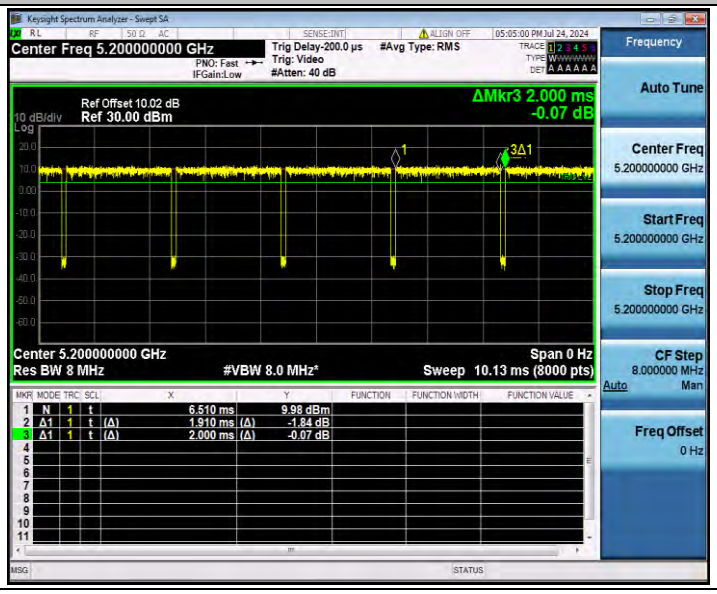

11AC20SISO_Ant1_5240

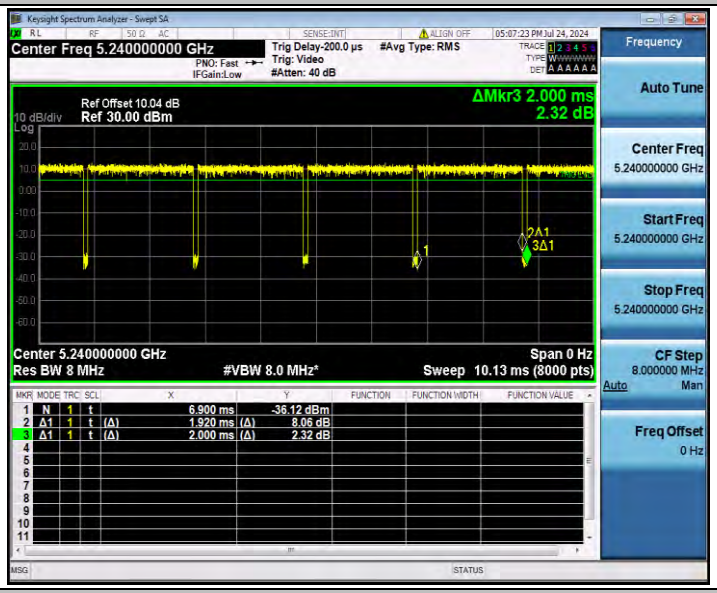

11AC40SISO_Ant1_5190

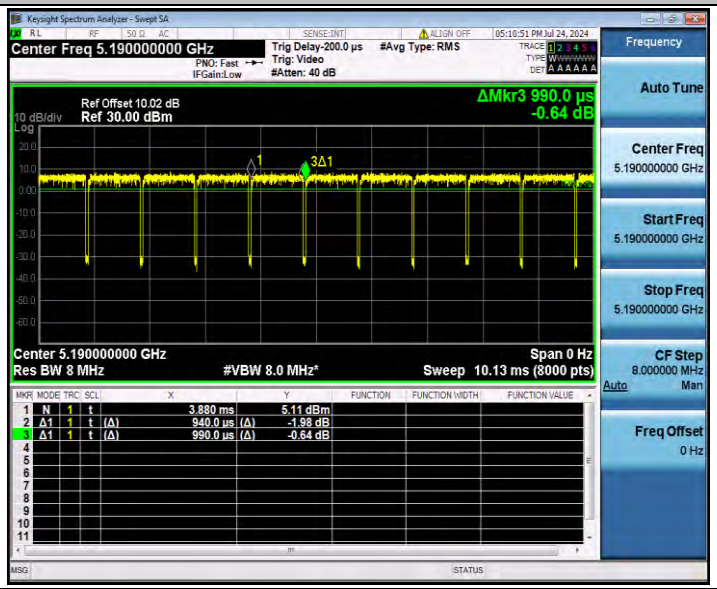

11AC40SISO_Ant1_5230

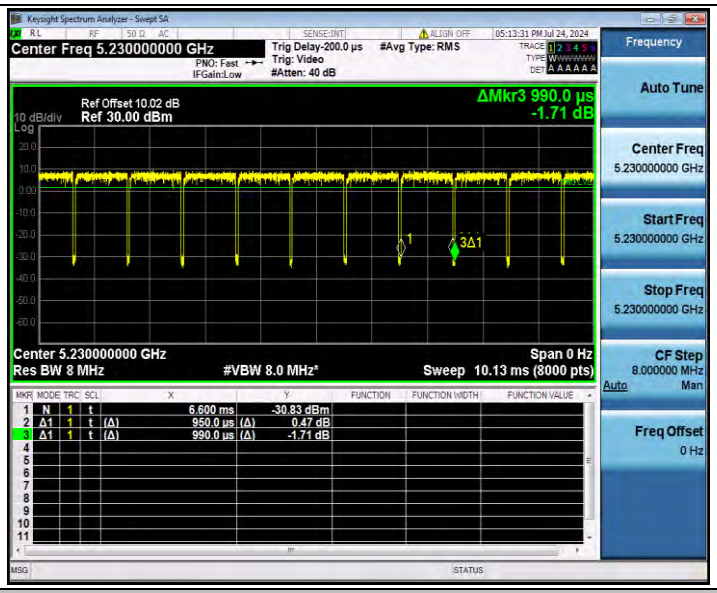
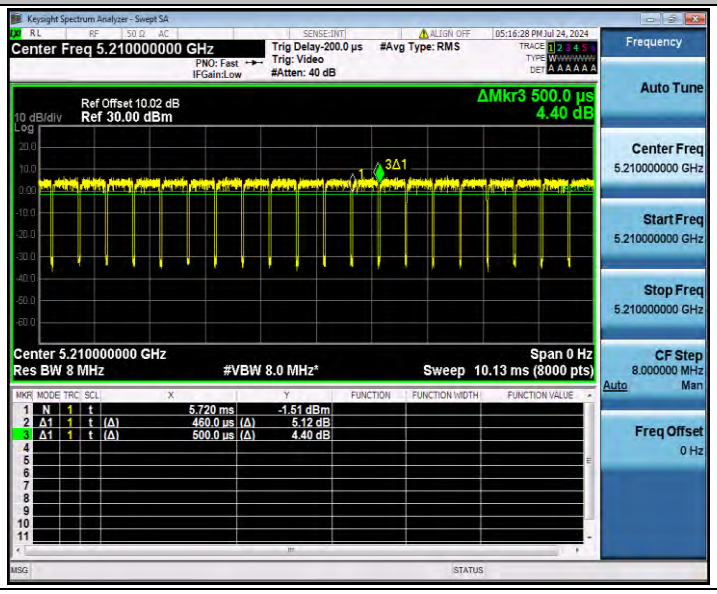
11AC80SISO_Ant1_5210