Appendix Test Data

Report No:	18220WC20167303	Test Sample NO:	1-2-2
Start Test Date :	2022.7.26	Finish Test Date:	2022.8.26
Test Engineer:	Tony.He	Auditor:	Edward.Pan
Temperature:	27.3℃	Relative Humidity:	48%
Pressure:	1012 hPa		

Appendix A: DTS Bandwidth

Test Result

TestMode	Antenna	Frequency[MHz]	DTS BW [MHz]	FL[MHz]	FH[MHz]	Limit[MHz]	Verdict
11b	Ant1	2412	8.550	2407.470	2416.020	---	PASS
		2437	7.560	2433.460	2441.020	---	PASS
		2462	8.070	2458.460	2466.530	---	PASS
11g	Ant1	2412	15.690	2403.840	2419.530	---	PASS
		2437	15.030	2429.500	2444.530	---	PASS
		2462	15.690	2454.440	2470.130	---	PASS
11n20	Ant1	2412	16.320	2403.210	2419.530	---	PASS
		2437	15.030	2429.500	2444.530	---	PASS
		2462	16.080	2454.440	2470.520	---	PASS
11n40	Ant1	2422	35.280	2404.480	2439.760	---	PASS
		2437	21.360	2428.180	2449.540	---	PASS
		2452	35.460	2434.120	2469.580	---	PASS

Test Graphs

11b_Ant1_2412

11b_Ant1_2437

11b_Ant1_2462

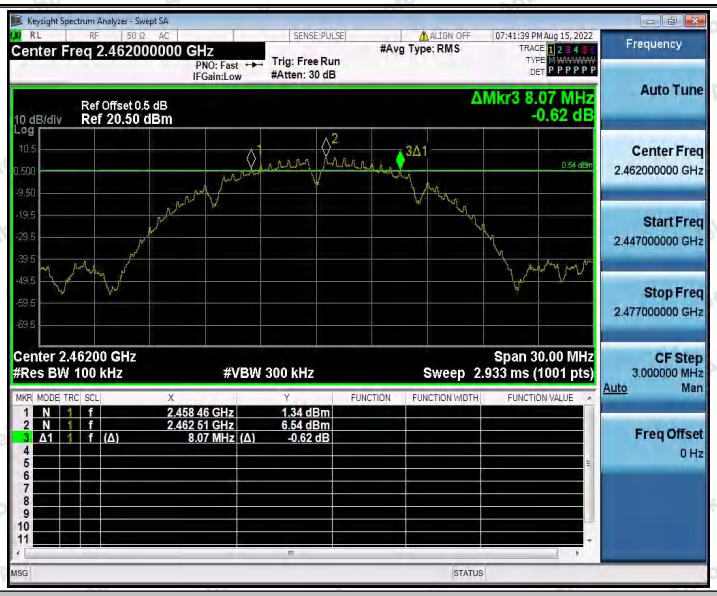

11g_Ant1_2412

11g_Ant1_2437

11g_Ant1_2462

11n20_Ant1_2412

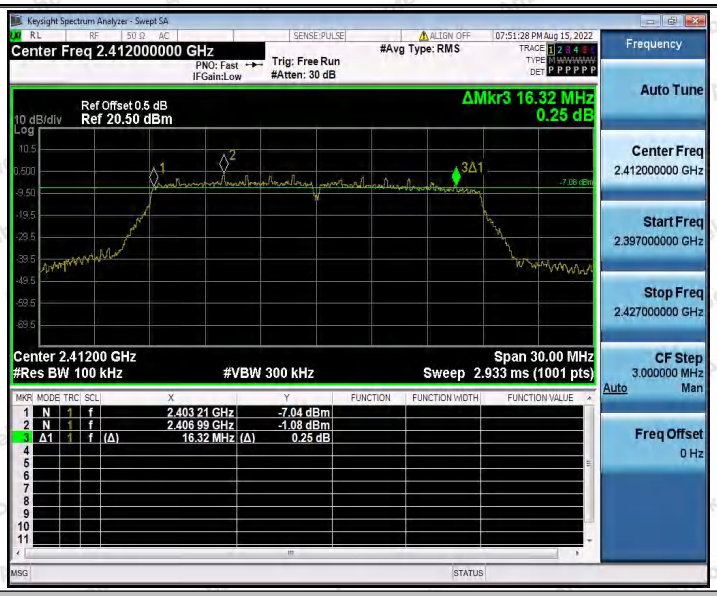

11n20_Ant1_2437

11n20_Ant1_2462

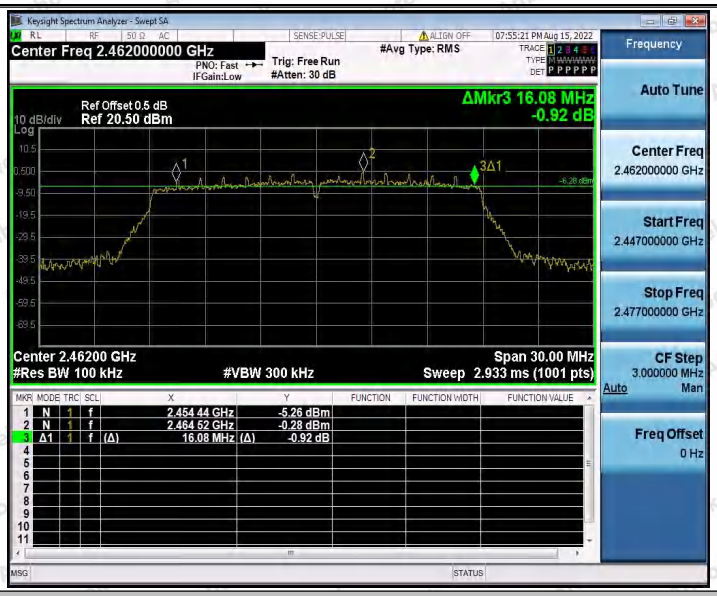

11n40_Ant1_2422

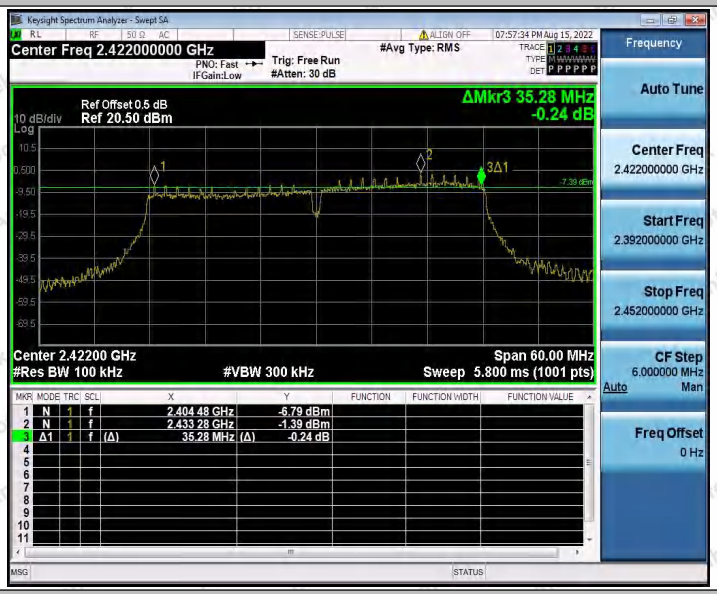

11n40_Ant1_2437

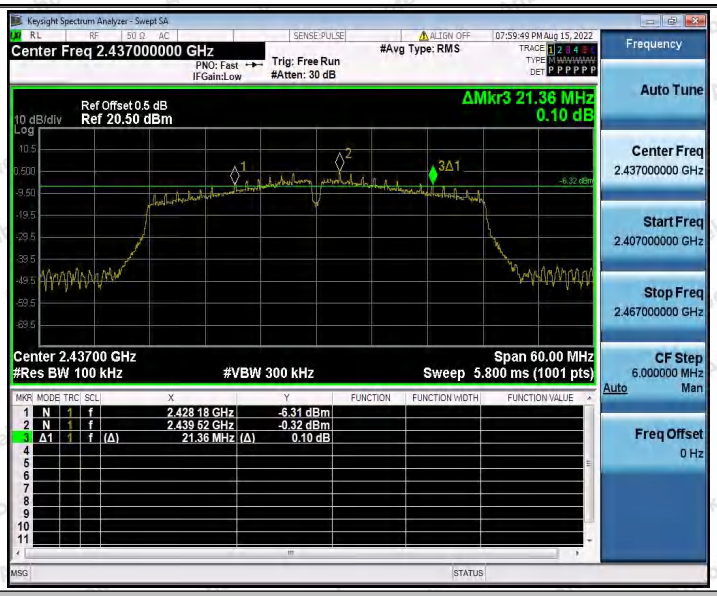

11n40_Ant1_2452

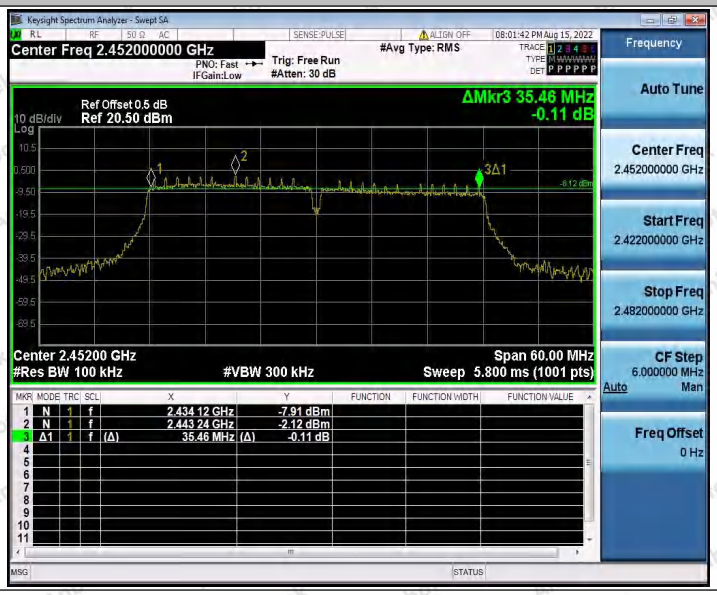

Appendix B: Occupied Channel Bandwidth

Test Result

TestMode	Antenna	Channel Frequency[MHz]	OCB [MHz]	FL[MHz]	FH[MHz]	Limit[MHz]	Verdict
11b	Ant1	2412	13.385	2405.1052	2418.4902	---	PASS
		2437	12.271	2430.9438	2443.2148	---	PASS
		2462	13.042	2455.5916	2468.6336	---	PASS
11g	Ant1	2412	16.878	2403.4741	2420.3521	---	PASS
		2437	16.307	2428.8947	2445.2017	---	PASS
		2462	16.778	2453.7105	2470.4885	---	PASS
11n20	Ant1	2412	17.827	2403.0154	2420.8424	---	PASS
		2437	17.357	2428.3718	2445.7288	---	PASS
		2462	17.792	2453.1901	2470.9821	---	PASS
11n40	Ant1	2422	36.443	2403.9940	2440.4370	---	PASS
		2437	35.167	2419.6018	2454.7688	---	PASS
		2452	36.347	2433.7438	2470.0908	---	PASS

Test Graphs

11b_Ant1_2412

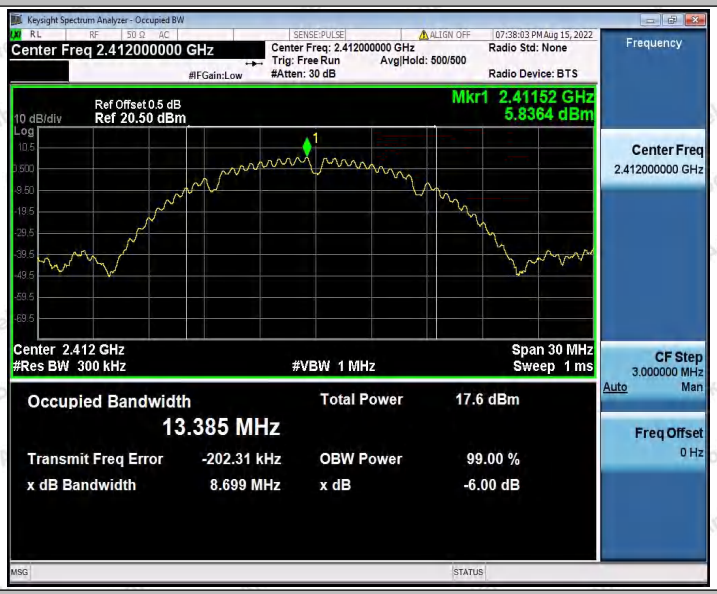

11b_Ant1_2437

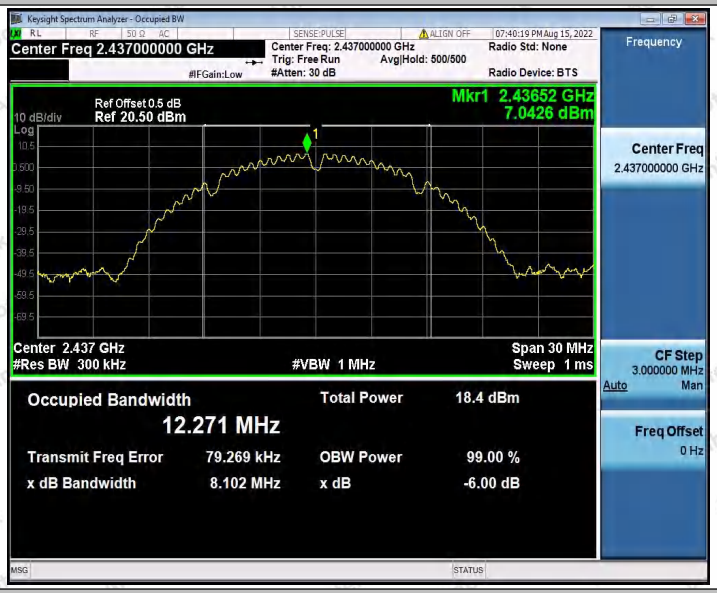

11b_Ant1_2462

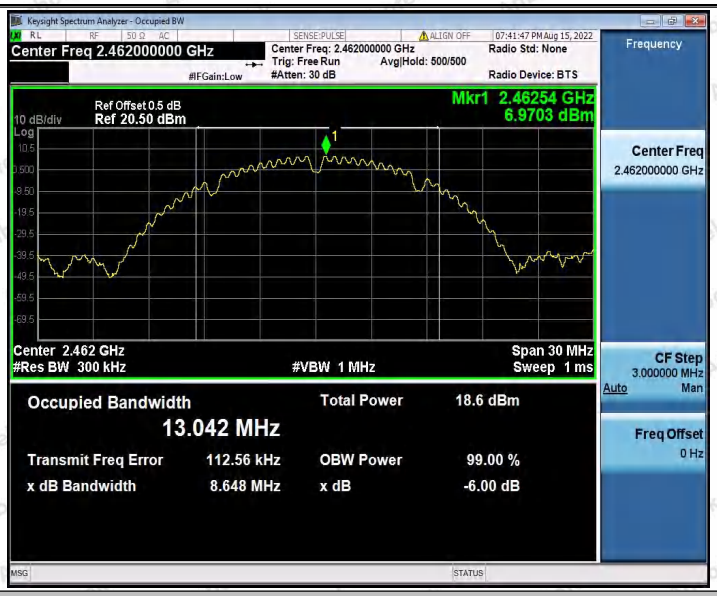

11g_Ant1_2412

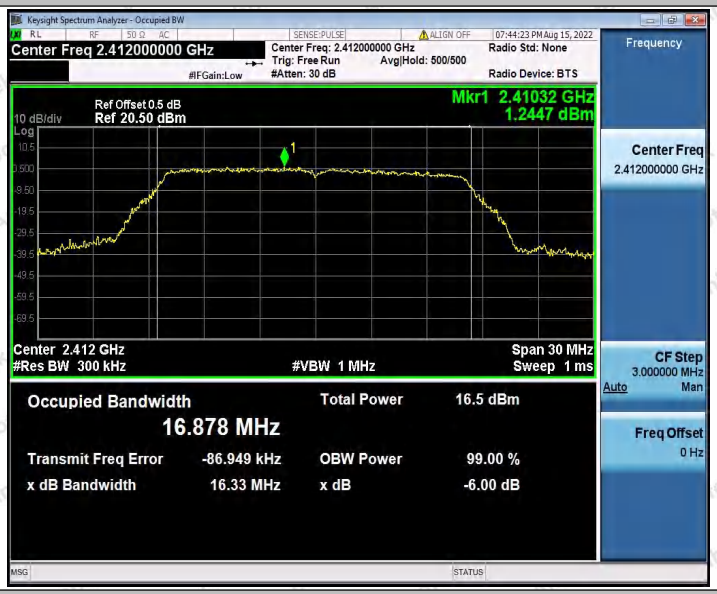

11g_Ant1_2437

11g_Ant1_2462

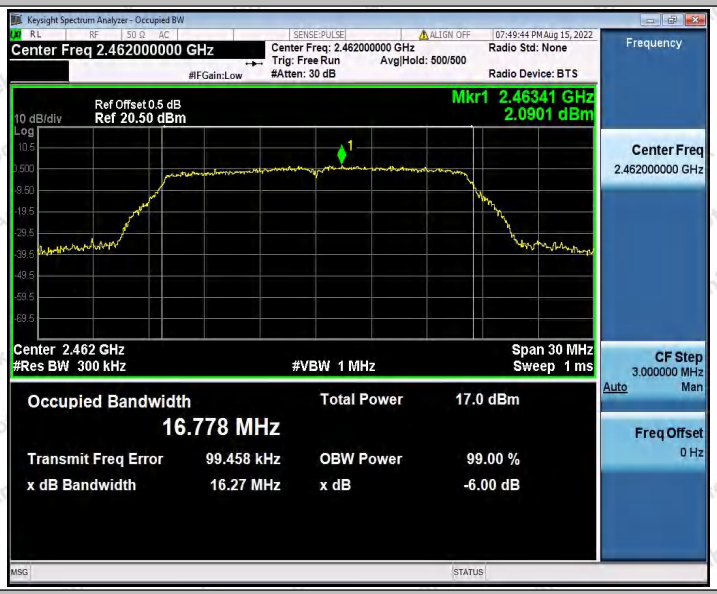

11n20_Ant1_2412

11n20_Ant1_2437

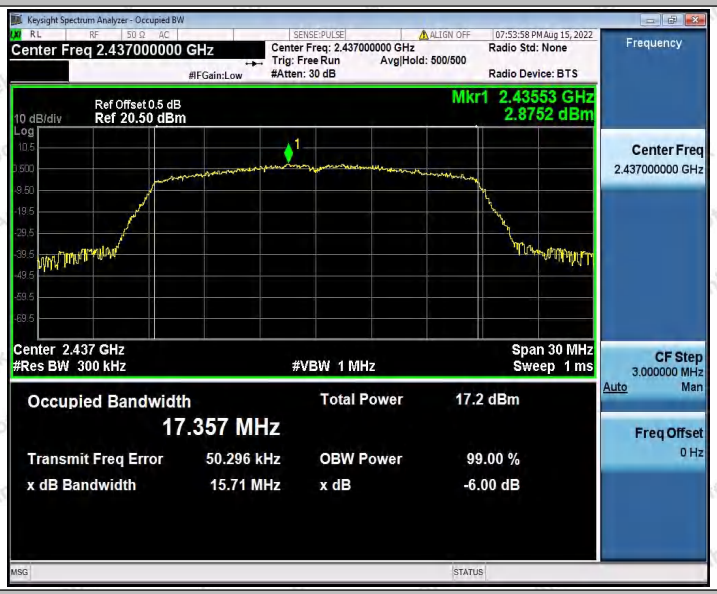

11n20_Ant1_2462

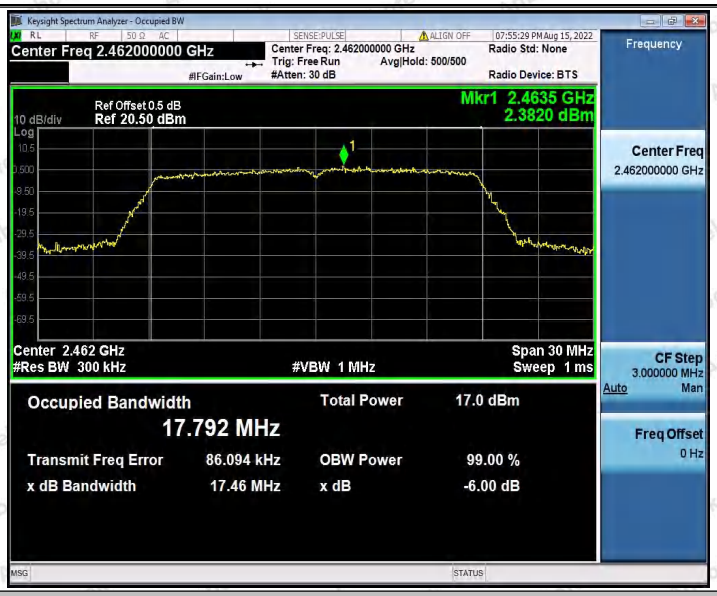

11n40_Ant1_2422

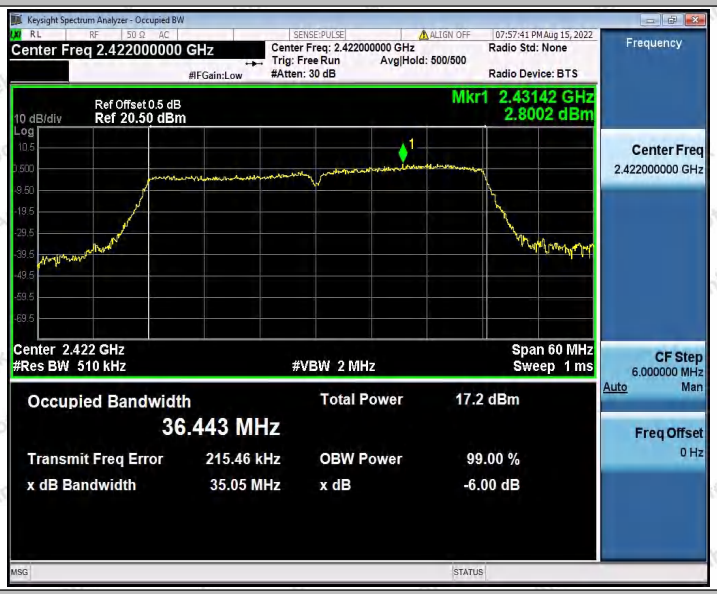

11n40_Ant1_2437

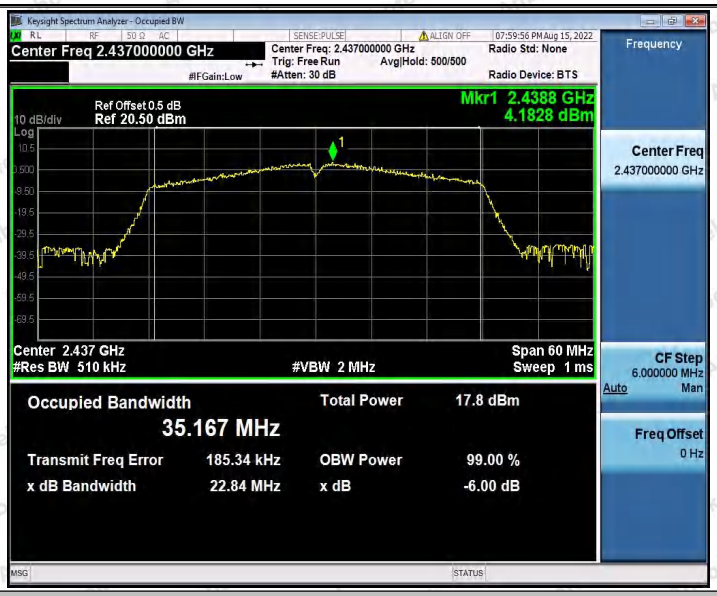

11n40_Ant1_2452

Appendix C: Maximum conducted output power

Test Result Peak

TestMode	Antenna	Frequency[MHz]	Set Power	Peak Powert[dBm]	Conducted Limit[dBm]	Verdict
11b	Ant1	2412	---	16.67	≤30	PASS
		2437	---	17.44	≤30	PASS
		2462	---	17.68	≤30	PASS
11g	Ant1	2412	---	17.37	≤30	PASS
		2437	---	18.16	≤30	PASS
		2462	---	17.86	≤30	PASS
11n20	Ant1	2412	---	17.23	≤30	PASS
		2437	---	18.10	≤30	PASS
		2462	---	17.80	≤30	PASS
11n40	Ant1	2422	---	18.03	≤30	PASS
		2437	---	18.65	≤30	PASS
		2452	---	18.30	≤30	PASS

Appendix D: Maximum power spectral density

Test Result

TestMode	Antenna	Frequency[MHz]	Result[dBm/3kHz]	Limit[dBm/3kHz]	Verdict
11B	Ant1	2412	-8.93	≤8.00	PASS
		2437	-8.83	≤8.00	PASS
		2462	-9.05	≤8.00	PASS
11G	Ant1	2412	-16.11	≤8.00	PASS
		2437	-16.31	≤8.00	PASS
		2462	-15.38	≤8.00	PASS
11N20SISO	Ant1	2412	-16.38	≤8.00	PASS
		2437	-15.74	≤8.00	PASS
		2462	-15.21	≤8.00	PASS
11N40SISO	Ant1	2422	-19.28	≤8.00	PASS
		2437	-19.3	≤8.00	PASS
		2452	-17.7	≤8.00	PASS

Test Graphs

11B_Ant1_2412

11B_Ant1_2437

11B_Ant1_2462

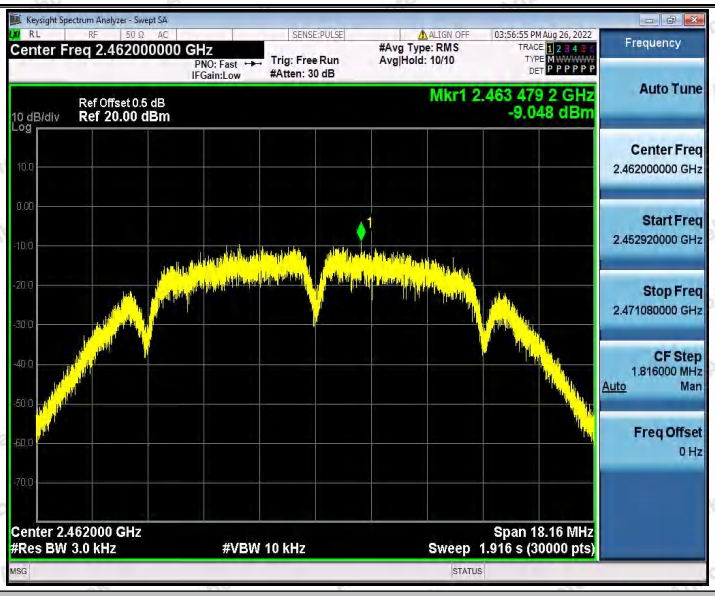

11G_Ant1_2412

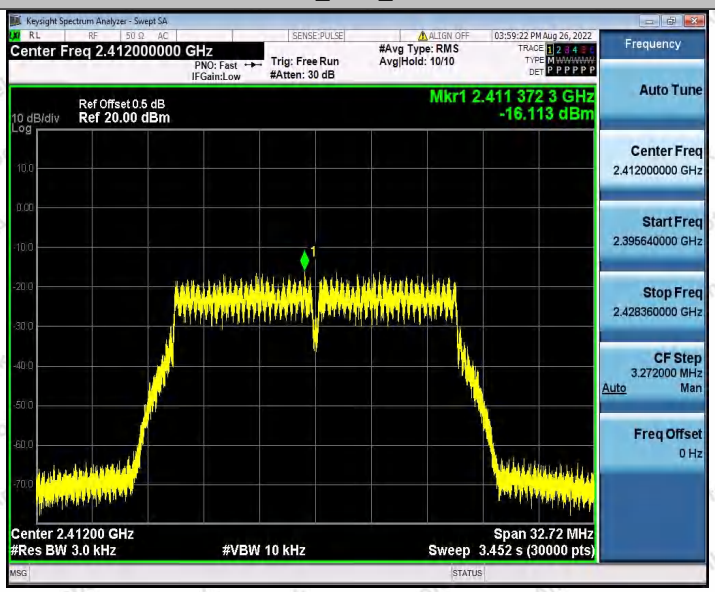

11G_Ant1_2437

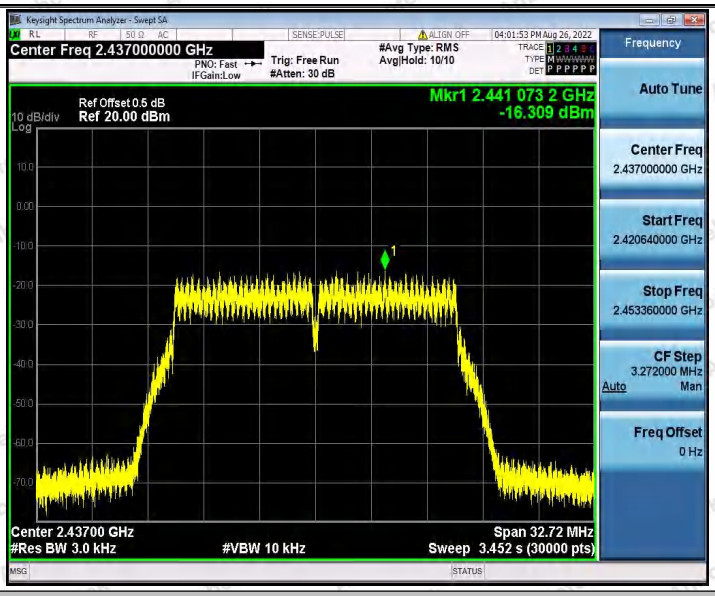

11G_Ant1_2462

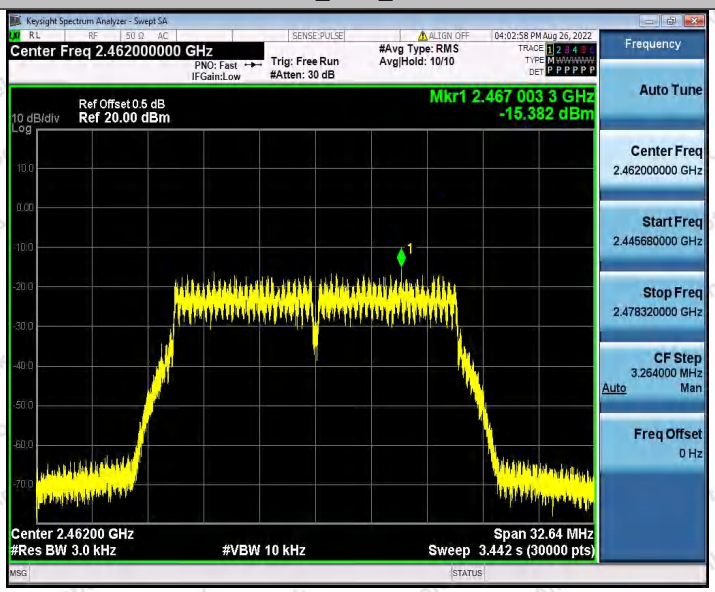

11N20SISO_Ant1_2412

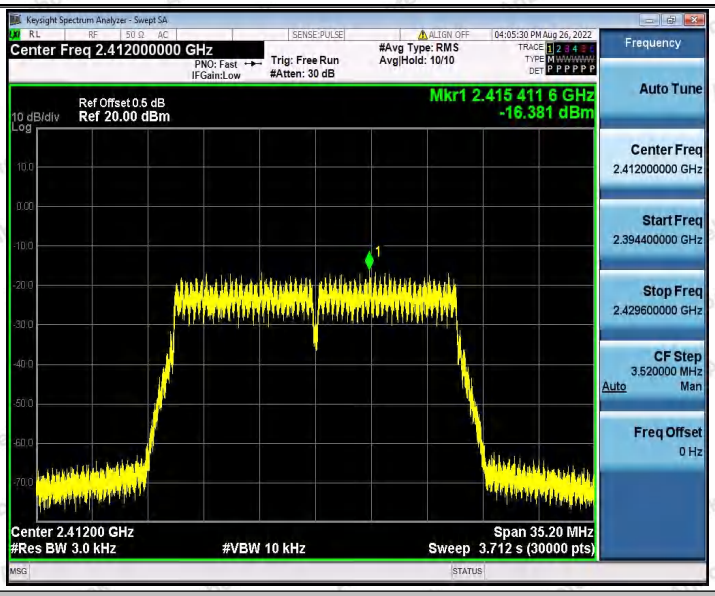

11N20SISO_Ant1_2437

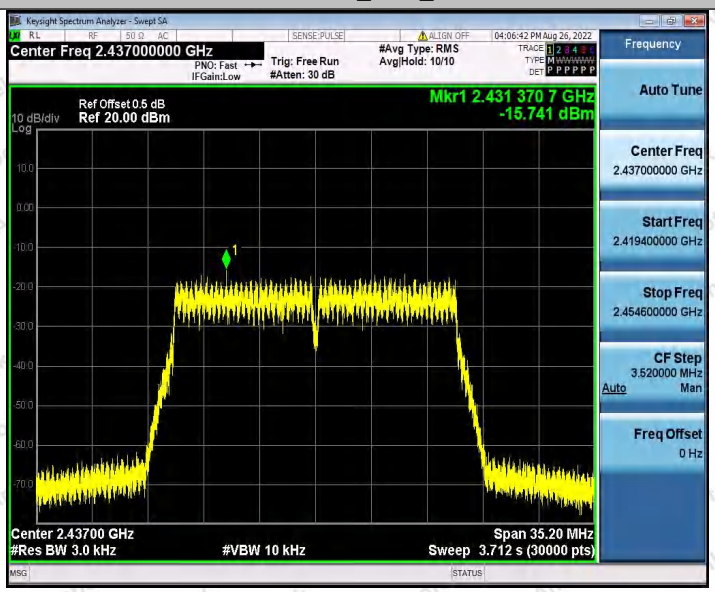

11N20SISO_Ant1_2462

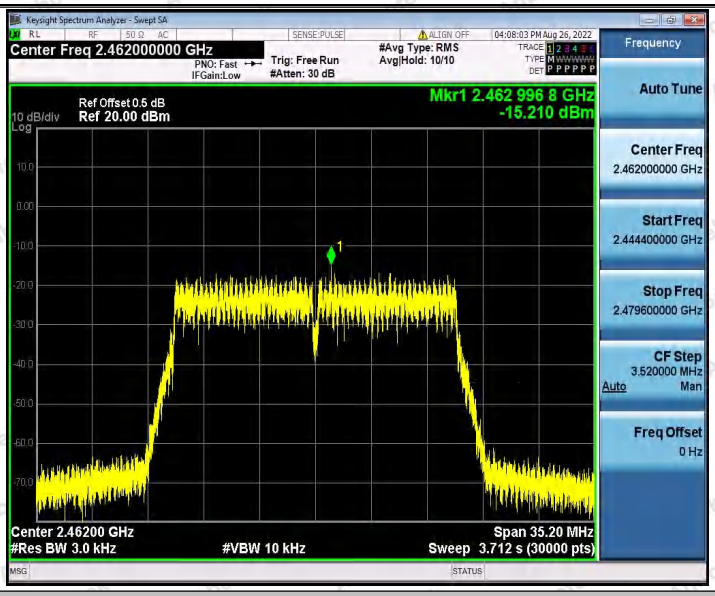

11N40SISO_Ant1_2422

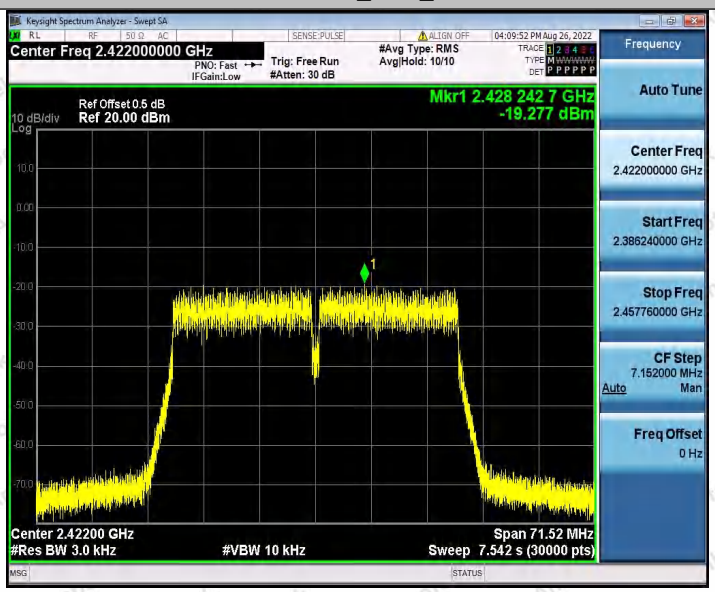

11N40SISO_Ant1_2437

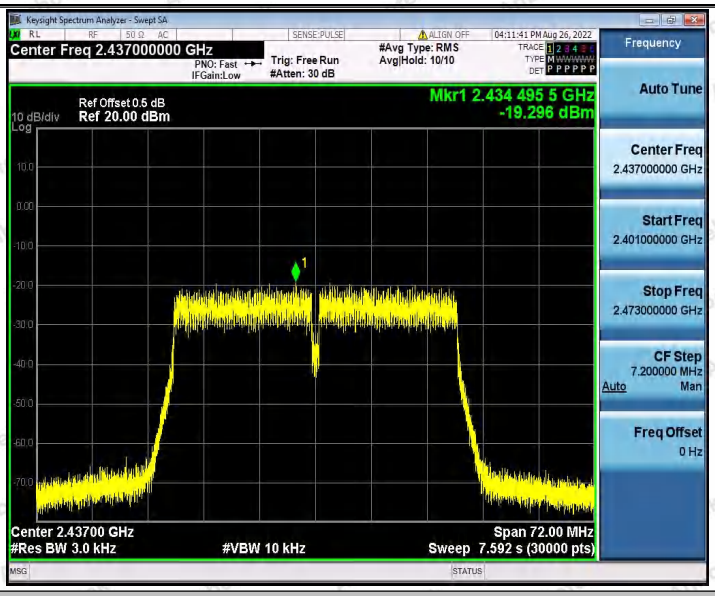

11N40SISO_Ant1_2452

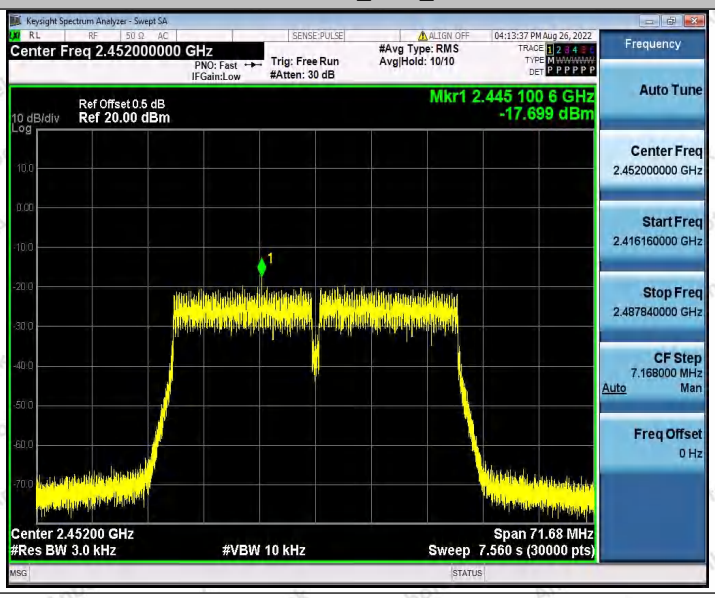

Appendix E: Band edge measurements

Test Result

TestMode	Antenna	ChName	Frequency[MHz]	RefLevel[dBm]	Result[dBm]	Limit[dBm]	Verdict
11b	Ant1	Low	2412	5.11	-39.85	≤-14.89	PASS
		High	2462	6.48	-53.41	≤-13.52	PASS
11g	Ant1	Low	2412	-0.98	-37.94	≤-20.98	PASS
		High	2462	0.14	-50.9	≤-19.86	PASS
11n20	Ant1	Low	2412	-1.03	-35.61	≤-21.03	PASS
		High	2462	0.21	-50.26	≤-19.79	PASS
11n40	Ant1	Low	2422	-1.49	-42.48	≤-21.49	PASS
		High	2452	-2.17	-45.44	≤-22.17	PASS

Test Graphs

11b_Ant1_Low_2412

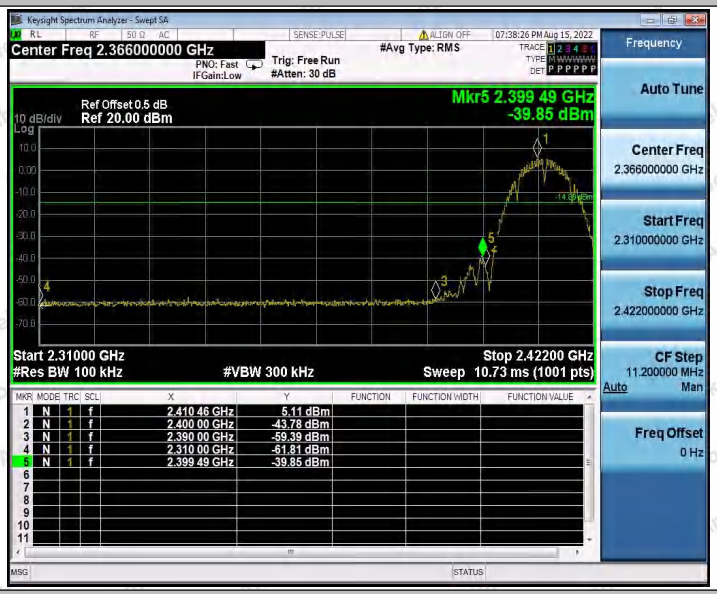

11b_Ant1_High_2462

11g_Ant1_Low_2412

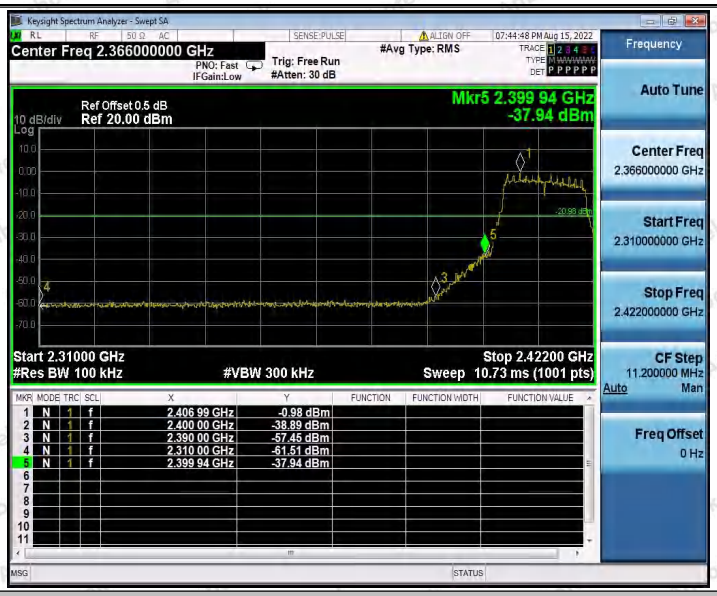

11g_Ant1_High_2462

11n20_Ant1_Low_2412

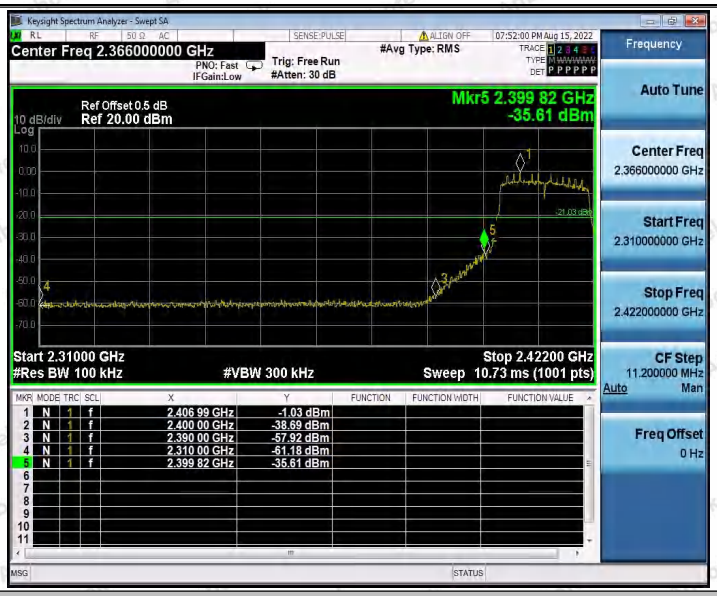

11n20_Ant1_High_2462

11n40_Ant1_Low_2422

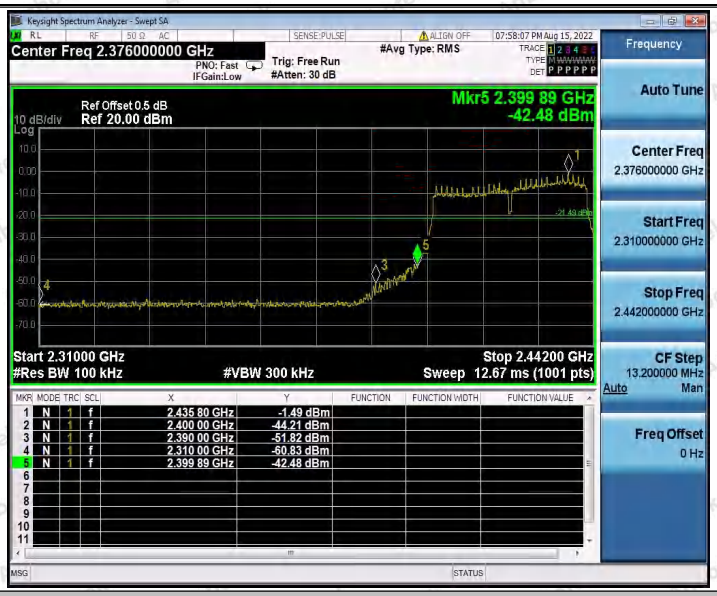

11n40_Ant1_High_2452

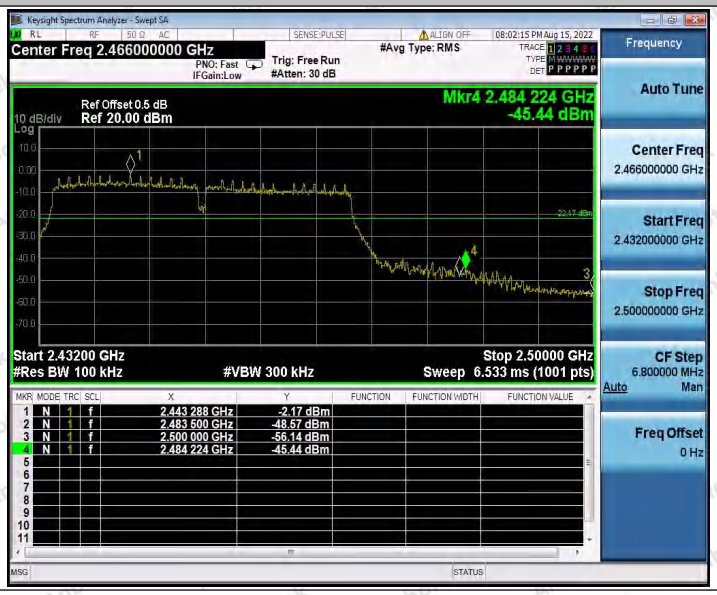

Appendix F: Conducted Spurious Emission

Test Result

TestMode	Antenna	Frequency[MHz]	FreqRange [Mhz]	RefLevel [dBm]	Result [dBm]	Limit [dBm]	Verdict
11b	Ant1	2412	Reference	5.14	5.14	---	PASS
			30~1000	5.14	-68.98	≤-14.86	PASS
			1000~26500	5.14	-41.55	≤-14.86	PASS
		2437	Reference	6.73	6.73	---	PASS
			30~1000	6.73	-67.31	≤-13.27	PASS
			1000~26500	6.73	-47.7	≤-13.27	PASS
		2462	Reference	6.82	6.82	---	PASS
			30~1000	6.82	-69.24	≤-13.18	PASS
			1000~26500	6.82	-44.67	≤-13.18	PASS
11g	Ant1	2412	Reference	-1.10	-1.10	---	PASS
			30~1000	-1.10	-69.44	≤-21.1	PASS
			1000~26500	-1.10	-54.05	≤-21.1	PASS
		2437	Reference	1.11	1.11	---	PASS
			30~1000	1.11	-69.86	≤-18.89	PASS
			1000~26500	1.11	-54.13	≤-18.89	PASS
		2462	Reference	-0.34	-0.34	---	PASS
			30~1000	-0.34	-68.67	≤-20.34	PASS
			1000~26500	-0.34	-54.27	≤-20.34	PASS
11n20	Ant1	2412	Reference	-1.04	-1.04	---	PASS
			30~1000	-1.04	-69.59	≤-21.04	PASS
			1000~26500	-1.04	-54.57	≤-21.04	PASS
		2437	Reference	1.29	1.29	---	PASS
			30~1000	1.29	-68.6	≤-18.71	PASS
			1000~26500	1.29	-53.9	≤-18.71	PASS
		2462	Reference	0.16	0.16	---	PASS
			30~1000	0.16	-69.21	≤-19.84	PASS
			1000~26500	0.16	-53.13	≤-19.84	PASS
11n40	Ant1	2422	Reference	-1.36	-1.36	---	PASS
			30~1000	-1.36	-69.62	≤-21.36	PASS
			1000~26500	-1.36	-54.16	≤-21.36	PASS
		2437	Reference	-0.40	-0.40	---	PASS
			30~1000	-0.40	-69.59	≤-20.4	PASS
			1000~26500	-0.40	-53.41	≤-20.4	PASS
		2452	Reference	-2.20	-2.20	---	PASS
			30~1000	-2.20	-69.78	≤-22.2	PASS

			1000~26500	-2.20	-53.93	≤-22.2	PASS

Test Graphs

11b_Ant1_2412_0~Reference

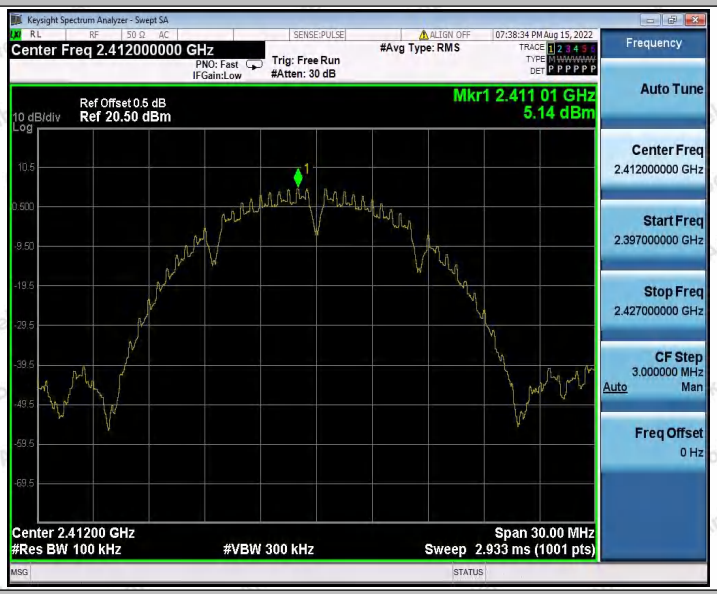

11b_Ant1_2412_30~1000

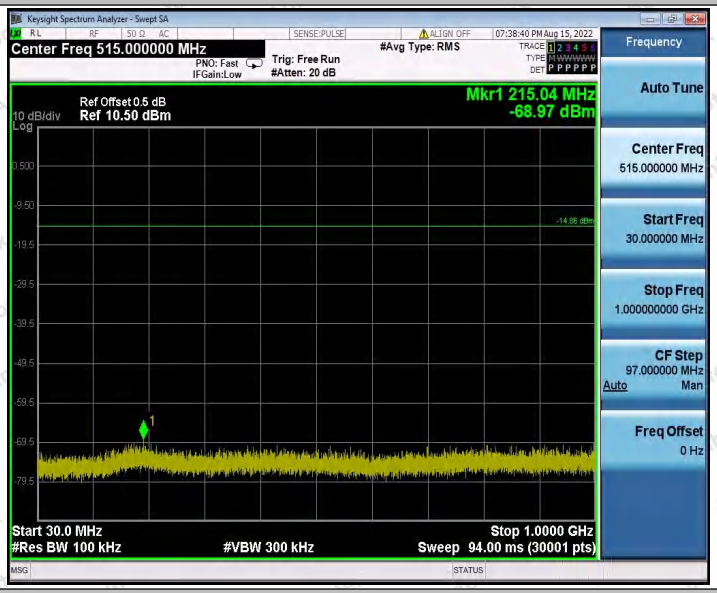

11b_Ant1_2412_1000~26500