Appendix D.6: Band edge measurements

Test Result B1

TestMode	Antenna	ChName	Freq(MHz)	Result[dBm]	Limit[dBm]	Verdict
11A	Ant1	Low	5180	-36.77	≤-27	PASS
		High	5240	-37.16	≤-27	PASS
11N20SISO	Ant1	Low	5180	-36.97	≤-27	PASS
		High	5240	-37.38	≤-27	PASS
11N40SISO	Ant1	Low	5190	-31.64	≤-27	PASS
		High	5230	-37.42	≤-27	PASS
11AC20SISO	Ant1	Low	5180	-29.15	≤-27	PASS
		High	5240	-37.26	≤-27	PASS
11AC40SISO	Ant1	Low	5190	-34.27	≤-27	PASS
		High	5230	-36.46	≤-27	PASS
11AX20SISO	Ant1	Low	5180	-32.98	≤-27	PASS
		High	5240	-37.38	≤-27	PASS
11AX40SISO	Ant1	Low	5190	-30.9	≤-27	PASS
		High	5230	-36.05	≤-27	PASS

Test Graphs B1

11A_Ant1_Low_5180

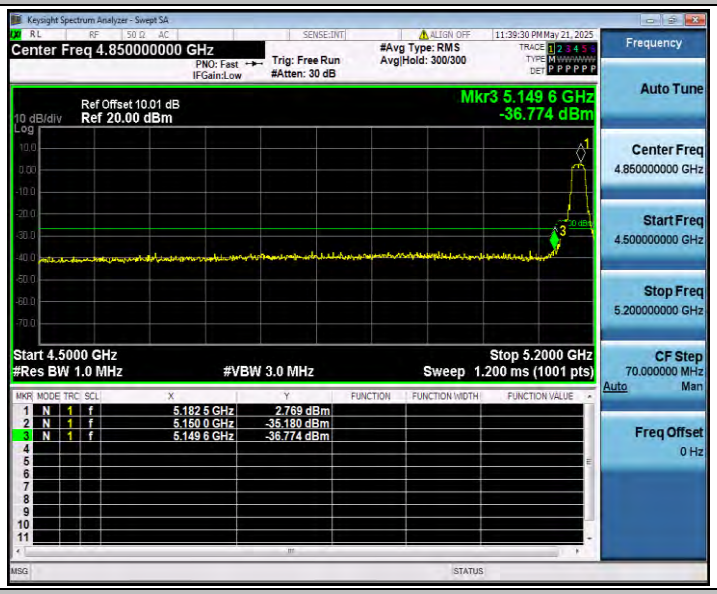

11A_Ant1_High_5240

11N20SISO_Ant1_Low_5180

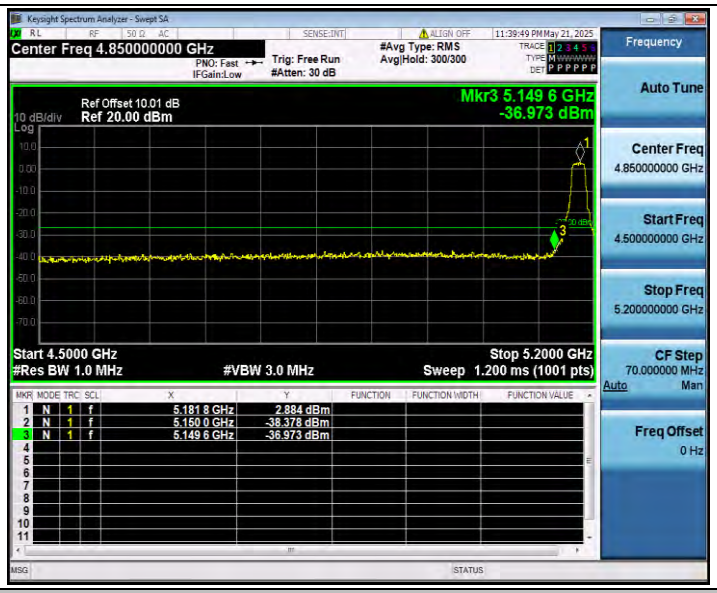

11N20SISO_Ant1_High_5240

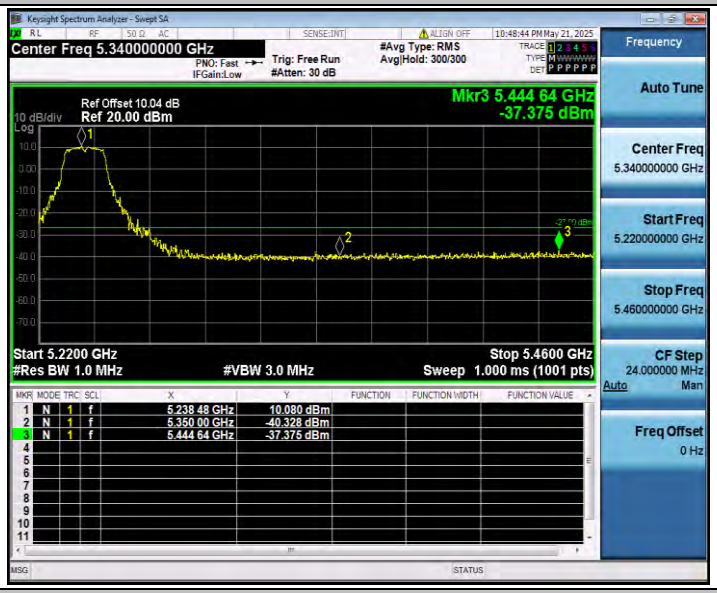

11N40SISO_Ant1_Low_5190

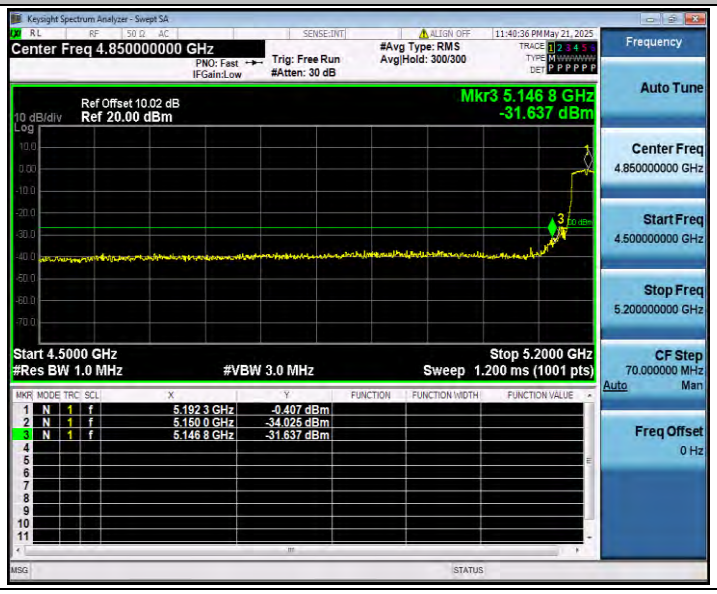

11N40SISO_Ant1_High_5230

11AC20SISO_Ant1_Low_5180

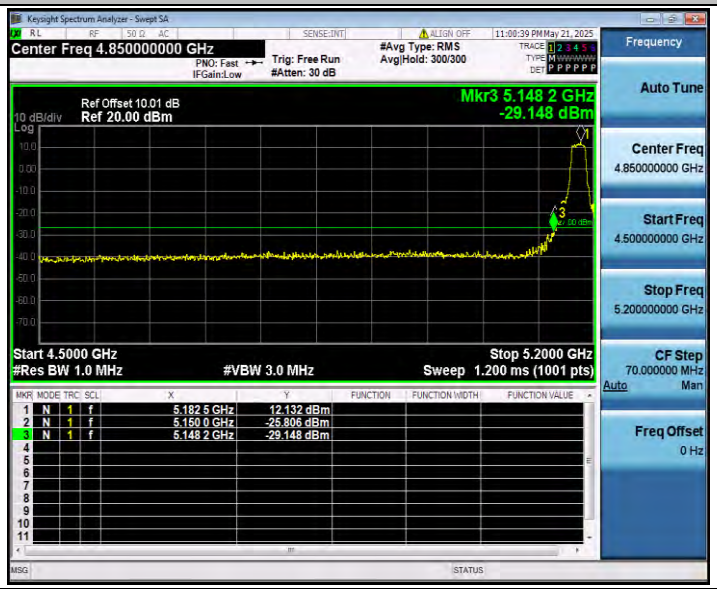

11AC20SISO_Ant1_High_5240

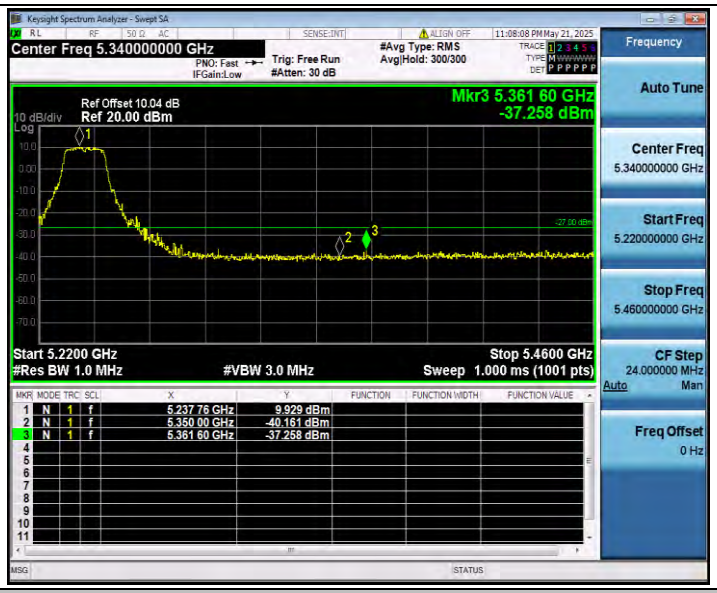

11AC40SISO_Ant1_Low_5190

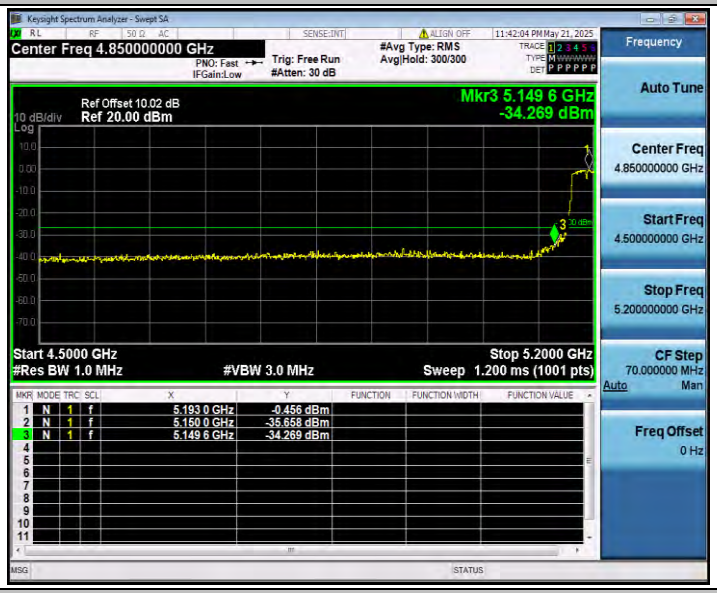

11AC40SISO_Ant1_High_5230

11AX20SISO_Ant1_Low_5180

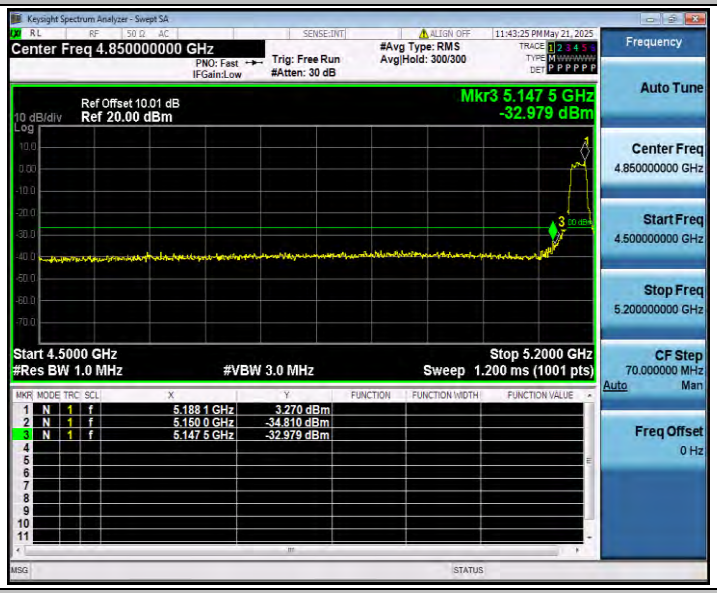

11AX20SISO_Ant1_High_5240

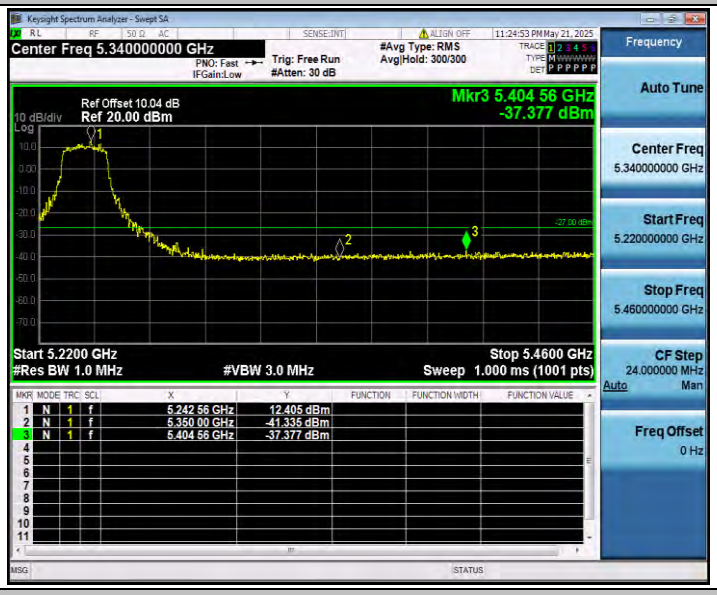

11AX40SISO_Ant1_Low_5190

11AX40SISO_Ant1_High_5230

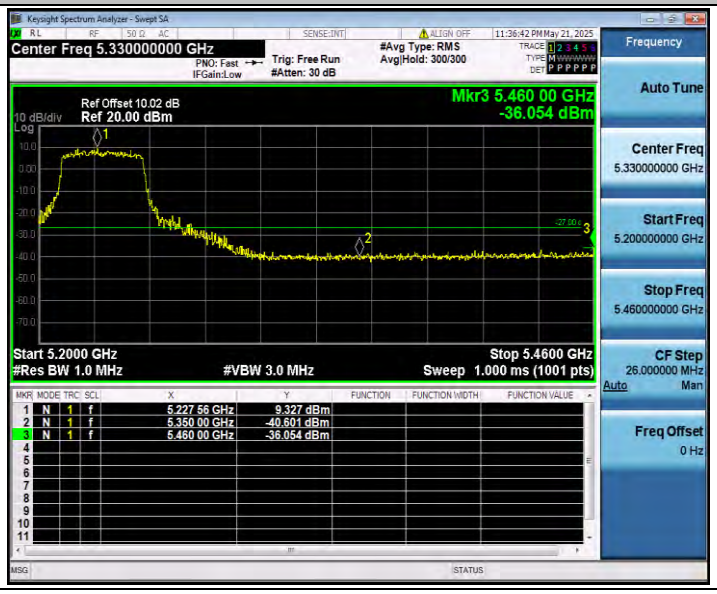

Appendix D.7: Conducted Spurious Emission

Test Result

TestMode	Antenna	Freq(MHz)	FreqRange [MHz]	Max. Fre [MHz]	Max. Level [dBm]	Limit [dBm]	Verdict
11A	Ant1	5180	30~5140	5138.98	-37.12	≤-27	PASS
			5360~27000	23508.75	-37.01	≤-27	PASS
		5200	30~5140	5138.3	-44.07	≤-27	PASS
			5360~27000	26904.78	-36.48	≤-27	PASS
		5240	30~5140	4979.89	-46.84	≤-27	PASS
			5360~27000	24281.29	-37.15	≤-27	PASS
11N20SISO	Ant1	5180	30~5140	5134.04	-31.49	≤-27	PASS
			5360~27000	26795.86	-36.88	≤-27	PASS
		5200	30~5140	5137.62	-42.24	≤-27	PASS
			5360~27000	25229.85	-37.16	≤-27	PASS
		5240	30~5140	2725.53	-46.87	≤-27	PASS
			5360~27000	26781.44	-36.91	≤-27	PASS
11N40SISO	Ant1	5190	30~5140	5139.15	-30.14	≤-27	PASS
			5360~27000	26855.01	-37.04	≤-27	PASS
		5230	30~5140	5138.13	-43.84	≤-27	PASS
			5360~27000	24897.31	-36.66	≤-27	PASS
11AC20SISO	Ant1	5180	30~5140	5133.87	-31.06	≤-27	PASS
			5360~27000	24282.02	-36.13	≤-27	PASS
		5200	30~5140	5139.83	-36.05	≤-27	PASS
			5360~27000	24137.03	-36.08	≤-27	PASS
		5240	30~5140	1744.92	-42.62	≤-27	PASS
			5360~27000	24817.25	-36.99	≤-27	PASS
11AC40SISO	Ant1	5190	30~5140	5136.42	-30	≤-27	PASS
			5360~27000	25561.66	-36.38	≤-27	PASS
		5230	30~5140	5139.15	-42.64	≤-27	PASS
			5360~27000	23580.88	-36.63	≤-27	PASS
11AX20SISO	Ant1	5180	30~5140	5137.62	-34.49	≤-27	PASS
			5360~27000	24895.15	-36.77	≤-27	PASS
		5200	30~5140	5138.81	-39.02	≤-27	PASS
			5360~27000	25173.58	-36.85	≤-27	PASS
		5240	30~5140	2652.96	-45.38	≤-27	PASS
			5360~27000	26886.03	-37.03	≤-27	PASS
11AX40SISO	Ant1	5190	30~5140	5138.47	-29	≤-27	PASS
			5360~27000	25004.07	-36.99	≤-27	PASS
		5230	30~5140	5138.98	-42.28	≤-27	PASS
			5360~27000	26018.27	-36.5	≤-27	PASS

Test Graphs

11A_Ant1_5180_30~5140

11A_Ant1_5180_5360~27000

11A_Ant1_5200_30~5140

11A_Ant1_5200_5360~27000

11A_Ant1_5240_30~5140

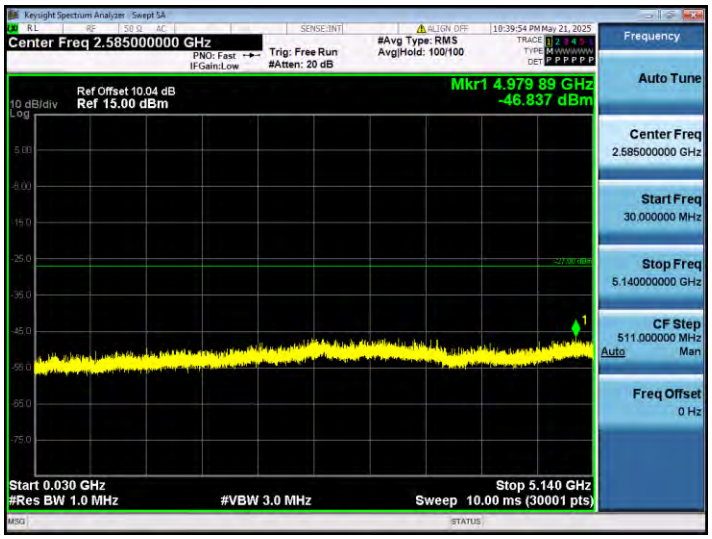

11A_Ant1_5240_5360~27000

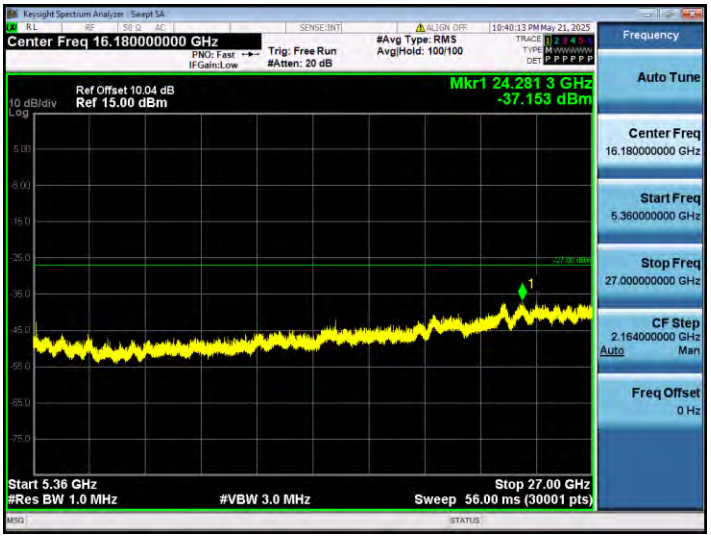

11N20SISO_Ant1_5180_30~5140

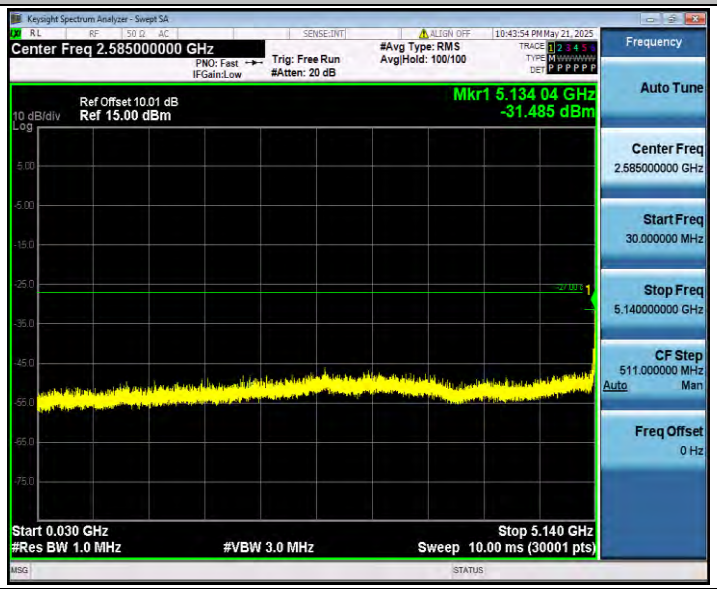

11N20SISO_Ant1_5180_5360~27000

11N20SISO_Ant1_5200_30~5140

11N20SISO_Ant1_5200_5360~27000

11N20SISO_Ant1_5240_30~5140

11N20SISO_Ant1_5240_5360~27000

11N40SISO_Ant1_5190_30~5140

11N40SISO_Ant1_5190_5360~27000

11N40SISO_Ant1_5230_30~5140

11N40SISO_Ant1_5230_5360~27000

11AC20SISO_Ant1_5180_30~5140

11AC20SISO_Ant1_5180_5360~27000

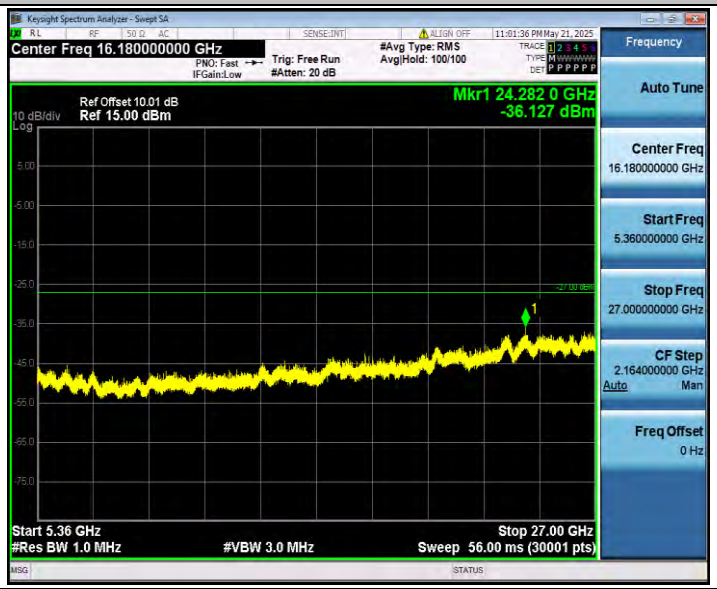

11AC20SISO_Ant1_5200_30~5140

11AC20SISO_Ant1_5200_5360~27000

11AC20SISO_Ant1_5240_30~5140

11AC20SISO_Ant1_5240_5360~27000

11AC40SISO_Ant1_5190_30~5140

11AC40SISO_Ant1_5190_5360~27000

11AC40SISO_Ant1_5230_30~5140

11AC40SISO_Ant1_5230_5360~27000

11AX20SISO_Ant1_5180_30~5140

11AX20SISO_Ant1_5180_5360~27000

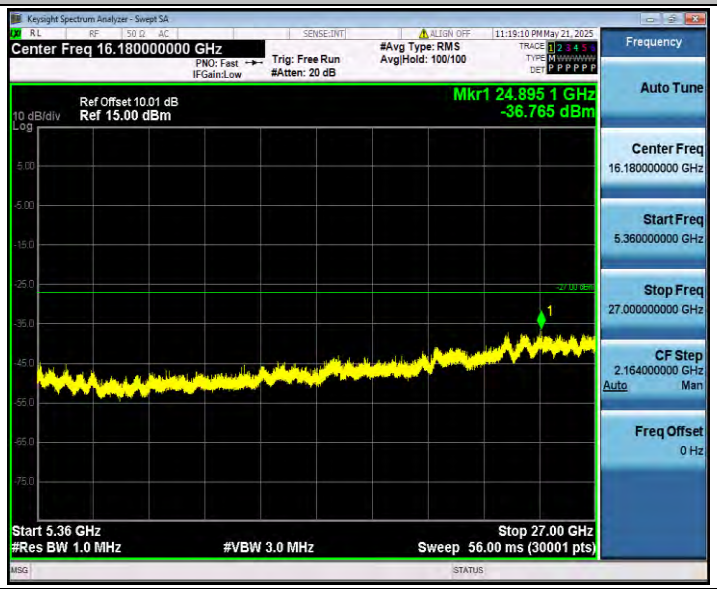

11AX20SISO_Ant1_5200_30~5140

11AX20SISO_Ant1_5200_5360~27000

11AX20SISO_Ant1_5240_30~5140

11AX20SISO_Ant1_5240_5360~27000

11AX40SISO_Ant1_5190_30~5140

11AX40SISO_Ant1_5190_5360~27000

11AX40SISO_Ant1_5230_30~5140

11AX40SISO_Ant1_5230_5360~27000

Appendix D.8: Emissions in Restricted Bands

Test Result

TestMode	Antenna	ChName	Freq(MHz)	Detector	Freq [MHz]	Result [dBm]	Limit [dBm]	Result [dBuV/m]	Limit [dBuV/m]	Verdict
11A	Ant1	Low	5180	AV	4500.000	-47.68	≤-41.20	47.52	≤54	PASS
				AV	5149.600	-41.66	≤-41.20	53.54	≤54	PASS
				AV	5150.000	-41.94	≤-41.20	53.26	≤54	PASS
				Peak	4500.000	-39.73	≤-21.20	55.47	≤74	PASS
				Peak	5146.100	-31.69	≤-21.20	63.51	≤74	PASS
				Peak	5150.000	-33.58	≤-21.20	61.62	≤74	PASS
		High	5240	AV	5350.000	-46.21	≤-41.20	48.99	≤54	PASS
				AV	5441.040	-45.25	≤-41.20	49.95	≤54	PASS
				AV	5460.000	-45.55	≤-41.20	49.65	≤54	PASS
				Peak	5350.000	-39.75	≤-21.20	55.45	≤74	PASS
				Peak	5436.240	-35.33	≤-21.20	59.87	≤74	PASS
				Peak	5460.000	-37.42	≤-21.20	57.78	≤74	PASS
11N20SISO	Ant1	Low	5180	AV	4500.000	-47.78	≤-41.20	47.42	≤54	PASS
				AV	4939.600	-45.28	≤-41.20	49.92	≤54	PASS
				AV	5150.000	-46.05	≤-41.20	49.15	≤54	PASS
				Peak	4500.000	-40.74	≤-21.20	54.46	≤74	PASS
				Peak	5014.500	-35.08	≤-21.20	60.12	≤74	PASS
				Peak	5150.000	-35.42	≤-21.20	59.78	≤74	PASS
		High	5240	AV	5350.000	-46.58	≤-41.20	48.62	≤54	PASS
				AV	5459.280	-45.42	≤-41.20	49.78	≤54	PASS
				AV	5460.000	-45.66	≤-41.20	49.54	≤54	PASS
				Peak	5350.000	-40.19	≤-21.20	55.01	≤74	PASS
				Peak	5440.080	-36.14	≤-21.20	59.06	≤74	PASS
				Peak	5460.000	-38.78	≤-21.20	56.42	≤74	PASS
11N40SISO	Ant1	Low	5190	AV	4500.000	-47.76	≤-41.20	47.44	≤54	PASS
				AV	5149.600	-44.09	≤-41.20	51.11	≤54	PASS
				AV	5150.000	-44	≤-41.20	51.20	≤54	PASS
				Peak	4500.000	-40.16	≤-21.20	55.04	≤74	PASS
				Peak	5145.400	-31.31	≤-21.20	63.89	≤74	PASS
				Peak	5150.000	-32.49	≤-21.20	62.71	≤74	PASS
		High	5230	AV	5350.000	-46.53	≤-41.20	48.67	≤54	PASS
				AV	5457.400	-45.38	≤-41.20	49.82	≤54	PASS
				AV	5460.000	-45.58	≤-41.20	49.62	≤54	PASS
				Peak	5350.000	-39.61	≤-21.20	55.59	≤74	PASS
				Peak	5386.680	-35.39	≤-21.20	59.81	≤74	PASS
				Peak	5460.000	-38.42	≤-21.20	56.78	≤74	PASS

11AC20SISO	Ant1	Low	5180	AV	4500.000	-47.66	≤-41.20	47.54	≤54	PASS
				AV	4944.500	-45.26	≤-41.20	49.94	≤54	PASS
				AV	5150.000	-45.71	≤-41.20	49.49	≤54	PASS
				Peak	4500.000	-40.2	≤-21.20	55.00	≤74	PASS
				Peak	5148.900	-34.66	≤-21.20	60.54	≤74	PASS
				Peak	5150.000	-36.62	≤-21.20	58.58	≤74	PASS
		High	5240	AV	5350.000	-46.33	≤-41.20	48.87	≤54	PASS
				AV	5453.280	-45.42	≤-41.20	49.78	≤54	PASS
				AV	5460.000	-45.6	≤-41.20	49.60	≤54	PASS
				Peak	5350.000	-38.69	≤-21.20	56.51	≤74	PASS
				Peak	5443.440	-34.51	≤-21.20	60.69	≤74	PASS
				Peak	5460.000	-38.37	≤-21.20	56.83	≤74	PASS
11AC40SISO	Ant1	Low	5190	AV	4500.000	-47.59	≤-41.20	47.61	≤54	PASS
				AV	5149.600	-44.41	≤-41.20	50.79	≤54	PASS
				AV	5150.000	-44.39	≤-41.20	50.81	≤54	PASS
				Peak	4500.000	-40.94	≤-21.20	54.26	≤74	PASS
				Peak	5143.300	-29.25	≤-21.20	65.95	≤74	PASS
				Peak	5150.000	-32.58	≤-21.20	62.62	≤74	PASS
		High	5230	AV	5350.000	-46.44	≤-41.20	48.76	≤54	PASS
				AV	5452.720	-45.42	≤-41.20	49.78	≤54	PASS
				AV	5460.000	-45.66	≤-41.20	49.54	≤54	PASS
				Peak	5350.000	-39.21	≤-21.20	55.99	≤74	PASS
				Peak	5396.040	-35.48	≤-21.20	59.72	≤74	PASS
				Peak	5460.000	-39.07	≤-21.20	56.13	≤74	PASS
11AX20SISO	Ant1	Low	5180	AV	4500.000	-47.7	≤-41.20	47.50	≤54	PASS
				AV	4952.200	-45.23	≤-41.20	49.97	≤54	PASS
				AV	5150.000	-45.3	≤-41.20	49.90	≤54	PASS
				Peak	4500.000	-36.54	≤-21.20	58.66	≤74	PASS
				Peak	5149.600	-32.65	≤-21.20	62.55	≤74	PASS
				Peak	5150.000	-32.75	≤-21.20	62.45	≤74	PASS
		High	5240	AV	5350.000	-46.39	≤-41.20	48.81	≤54	PASS
				AV	5429.280	-45.41	≤-41.20	49.79	≤54	PASS
				AV	5460.000	-45.54	≤-41.20	49.66	≤54	PASS
				Peak	5350.000	-36.31	≤-21.20	58.89	≤74	PASS
				Peak	5442.480	-34.1	≤-21.20	61.10	≤74	PASS
				Peak	5460.000	-40.45	≤-21.20	54.75	≤74	PASS
11AX40SISO	Ant1	Low	5190	AV	4500.000	-47.7	≤-41.20	47.50	≤54	PASS
				AV	5148.900	-43.91	≤-41.20	51.29	≤54	PASS
				AV	5150.000	-43.97	≤-41.20	51.23	≤54	PASS
				Peak	4500.000	-38.41	≤-21.20	56.79	≤74	PASS
				Peak	5147.500	-31.36	≤-21.20	63.84	≤74	PASS
				Peak	5150.000	-35.43	≤-21.20	59.77	≤74	PASS
		High	5230	AV	5350.000	-46.46	≤-41.20	48.74	≤54	PASS

				AV	5453.240	-45.36	≤-41.20	49.84	≤54	PASS
				AV	5460.000	-45.64	≤-41.20	49.56	≤54	PASS
				Peak	5350.000	-38.94	≤-21.20	56.26	≤74	PASS
				Peak	5404.360	-35.72	≤-21.20	59.48	≤74	PASS
				Peak	5460.000	-37.88	≤-21.20	57.32	≤74	PASS

Note：

1. The Antenna Gain is compensated in the graph.
2. The Duty Cycle Factor and RBW Factor is compensated in the graph.
3. For transmitters operating in 5150-5350 GHz band and 5470-5725 GHz band: The limit in dBm for average detector is conversion from 54dBuV/m, according to 15.209(a). The limit in dBm for peak detector is 20dB above the limit of average detector in dBm.

Test Graphs

11A_Ant1_Low_5180_AV

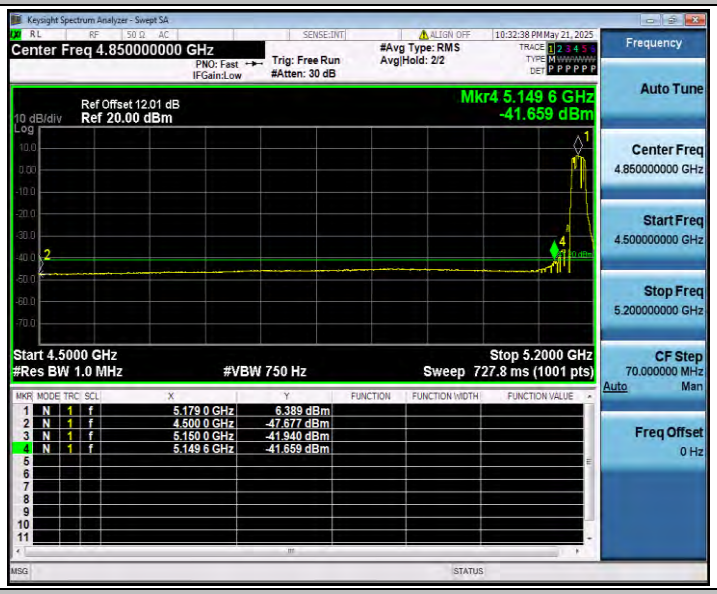

11A_Ant1_Low_5180_Peak

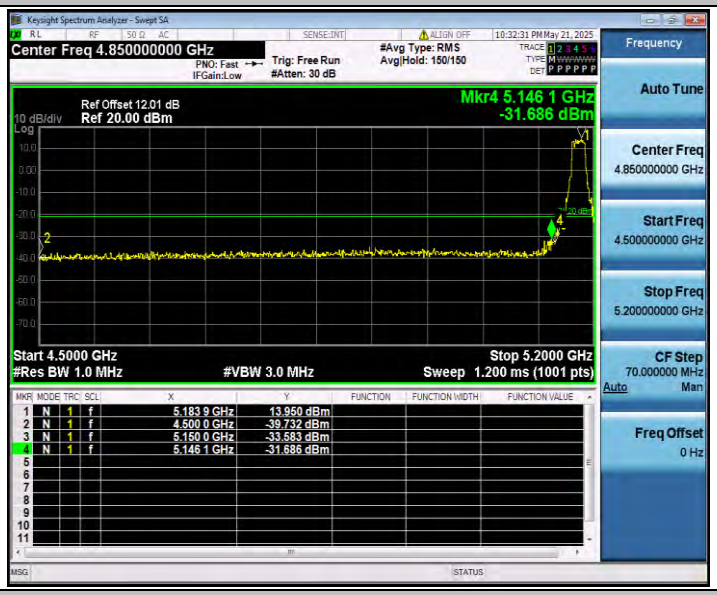

11A_Ant1_High_5240_AV

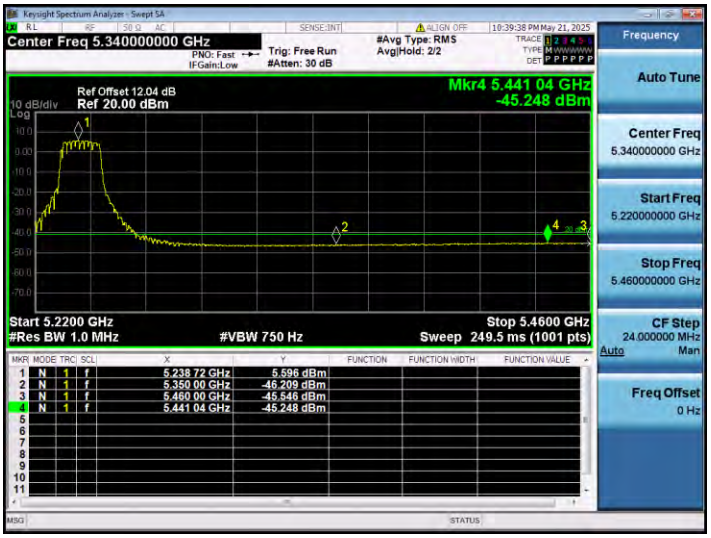

11A_Ant1_High_5240_Peak

11N20SISO_Ant1_Low_5180_AV

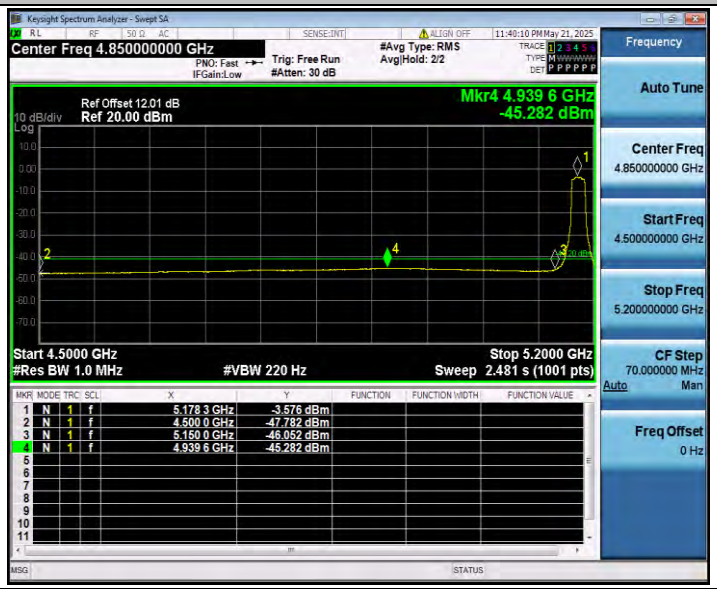

11N20SISO_Ant1_Low_5180_Peak

11N20SISO_Ant1_High_5240_AV

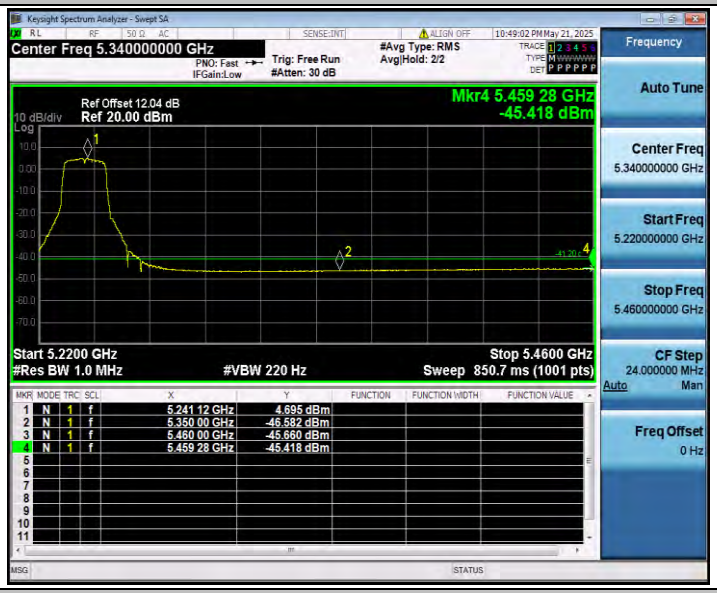

11N20SISO_Ant1_High_5240_Peak

11N40SISO_Ant1_Low_5190_AV

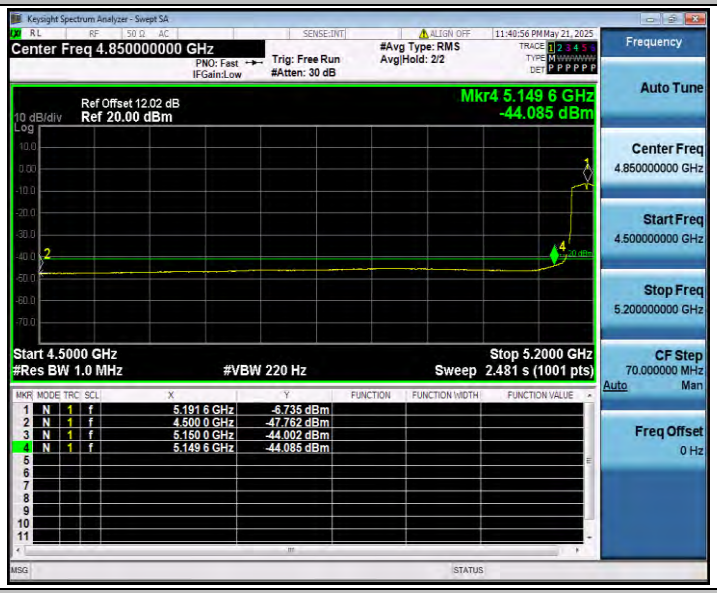

11N40SISO_Ant1_Low_5190_Peak

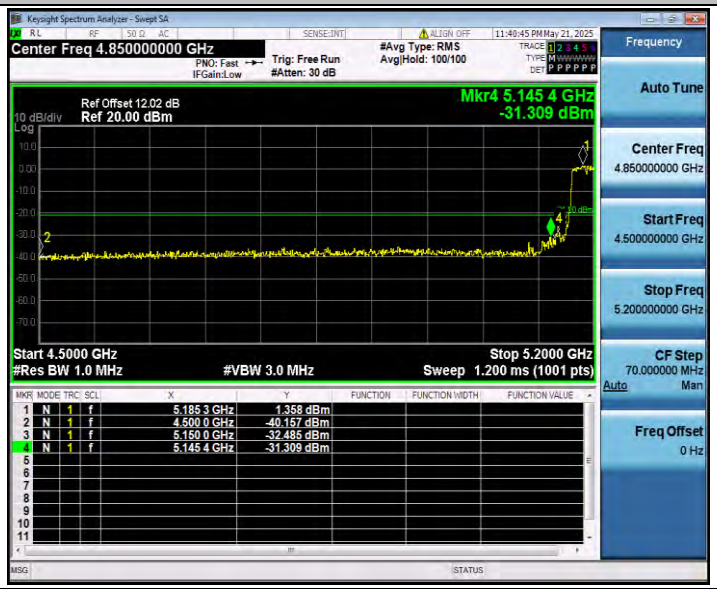

11N40SISO_Ant1_High_5230_AV

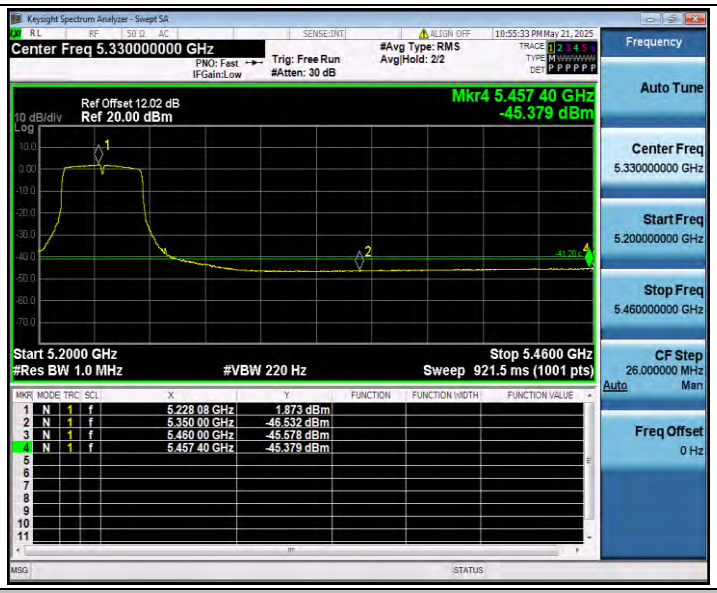

11N40SISO_Ant1_High_5230_Peak

11AC20SISO_Ant1_Low_5180_AV

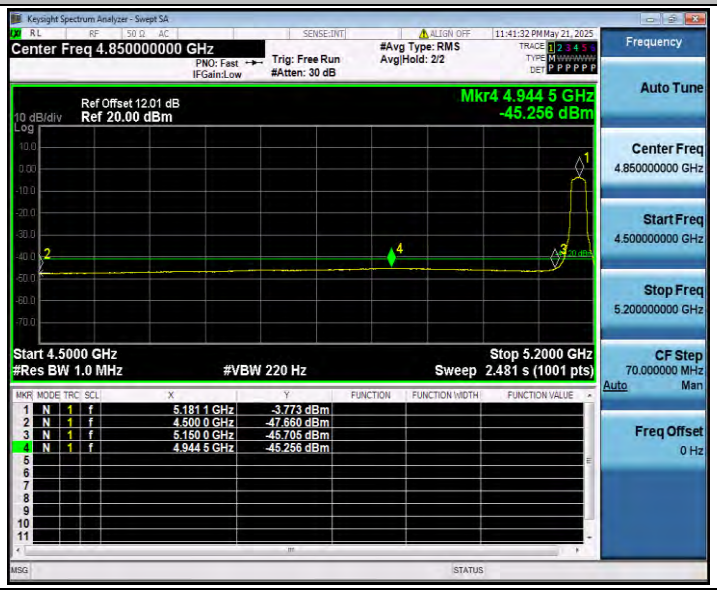

11AC20SISO_Ant1_Low_5180_Peak

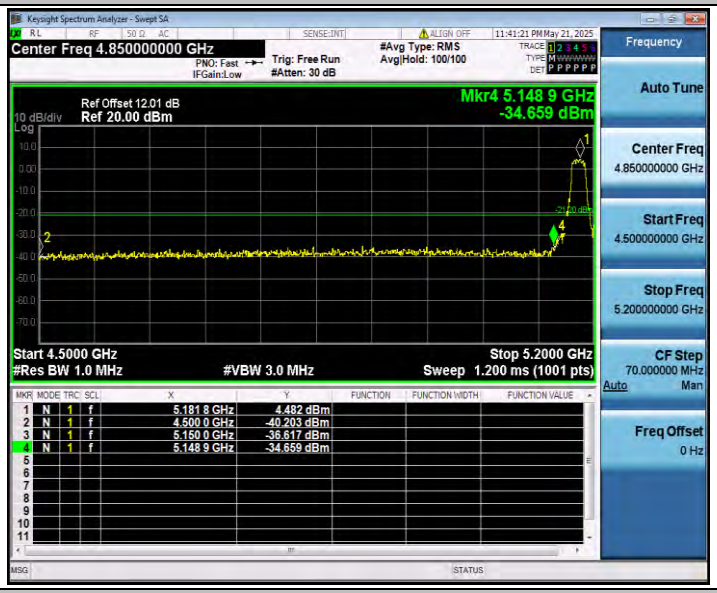

11AC20SISO_Ant1_High_5240_AV

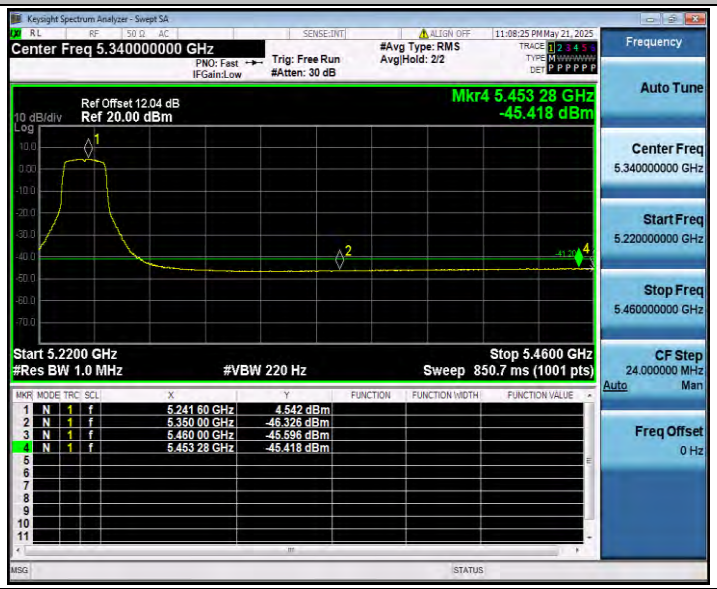

11AC20SISO_Ant1_High_5240_Peak

11AC40SISO_Ant1_Low_5190_AV

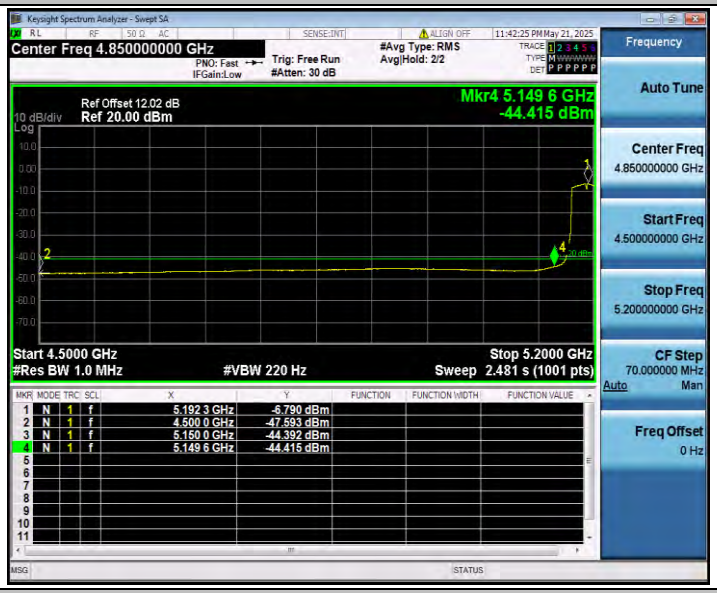

11AC40SISO_Ant1_Low_5190_Peak

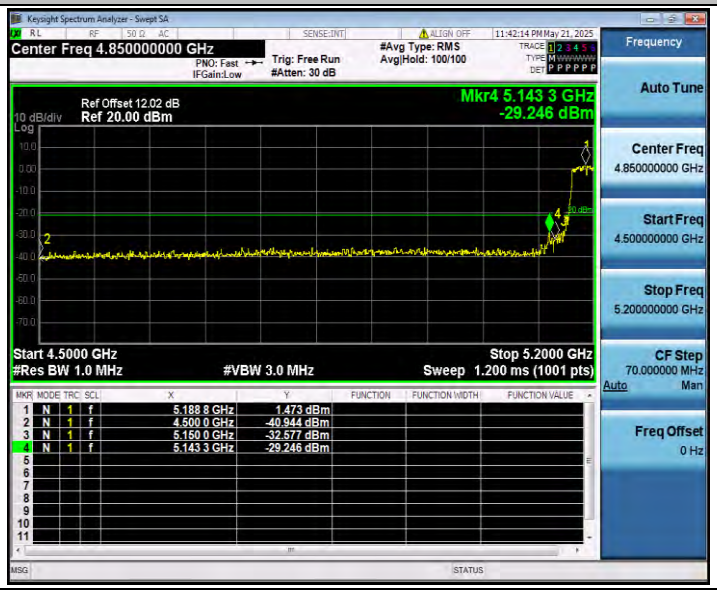

11AC40SISO_Ant1_High_5230_AV

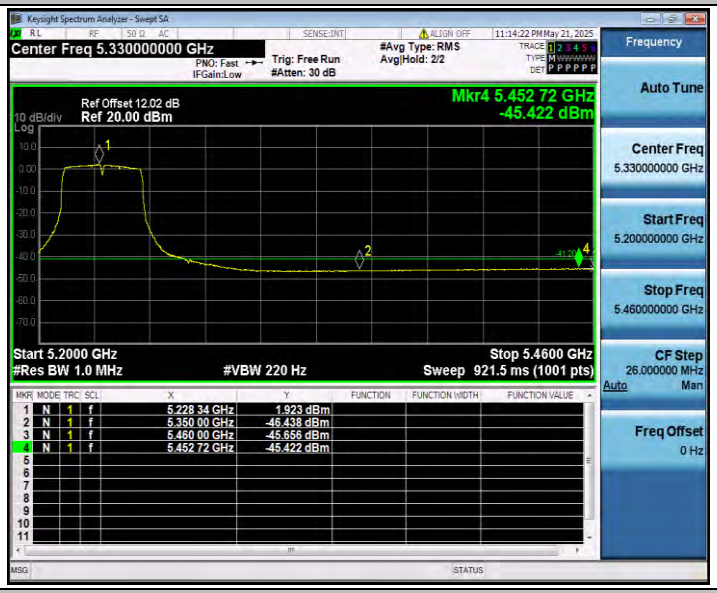

11AC40SISO_Ant1_High_5230_Peak

11AX20SISO_Ant1_Low_5180_AV

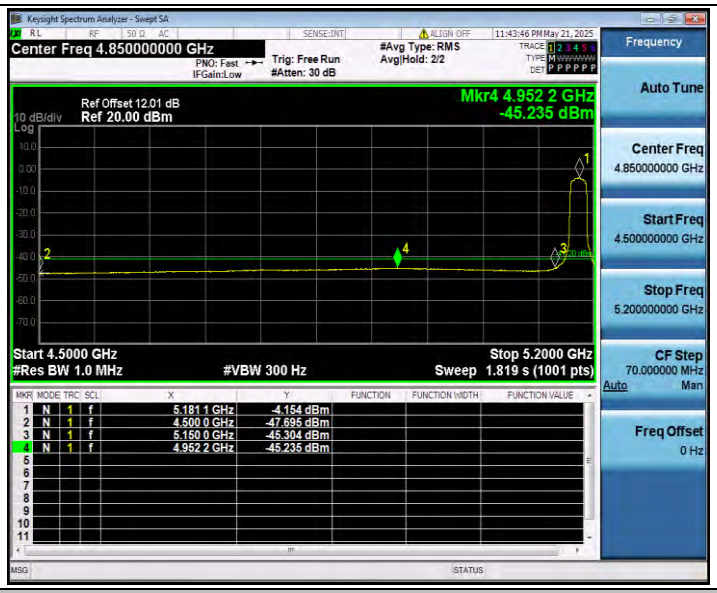

11AX20SISO_Ant1_Low_5180_Peak

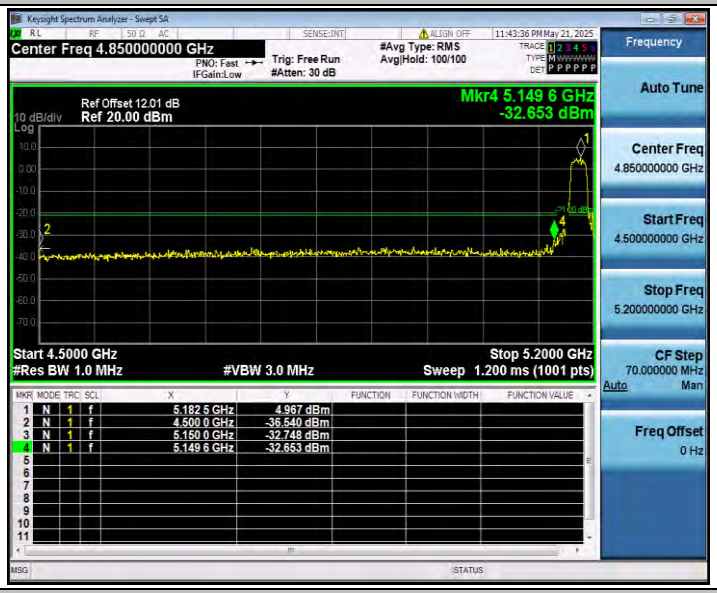

11AX20SISO_Ant1_High_5240_AV

11AX20SISO_Ant1_High_5240_Peak

11AX40SISO_Ant1_Low_5190_AV

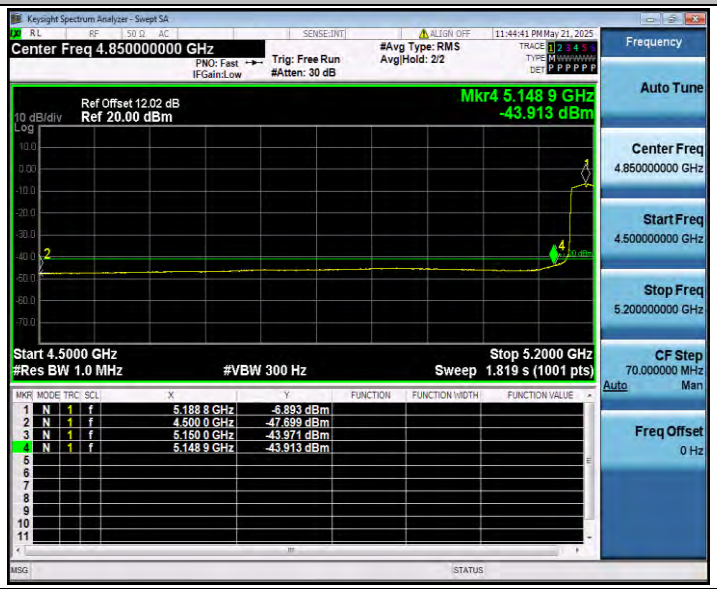

11AX40SISO_Ant1_Low_5190_Peak

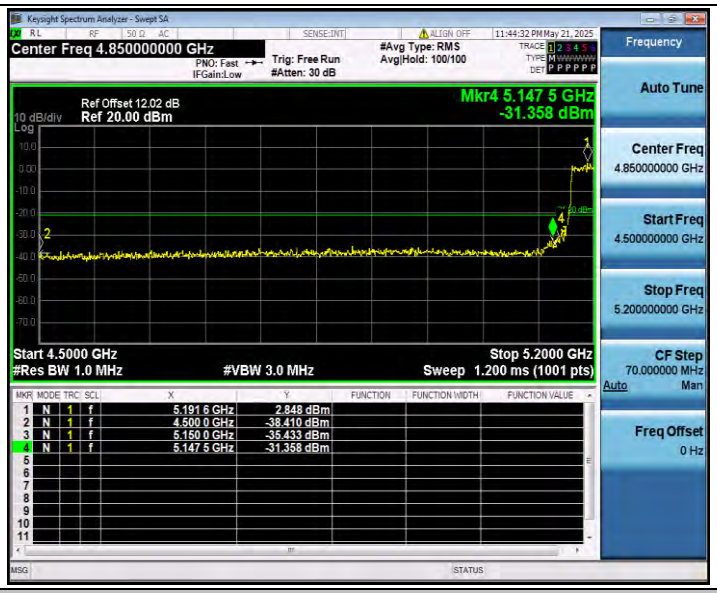

11AX40SISO_Ant1_High_5230_AV

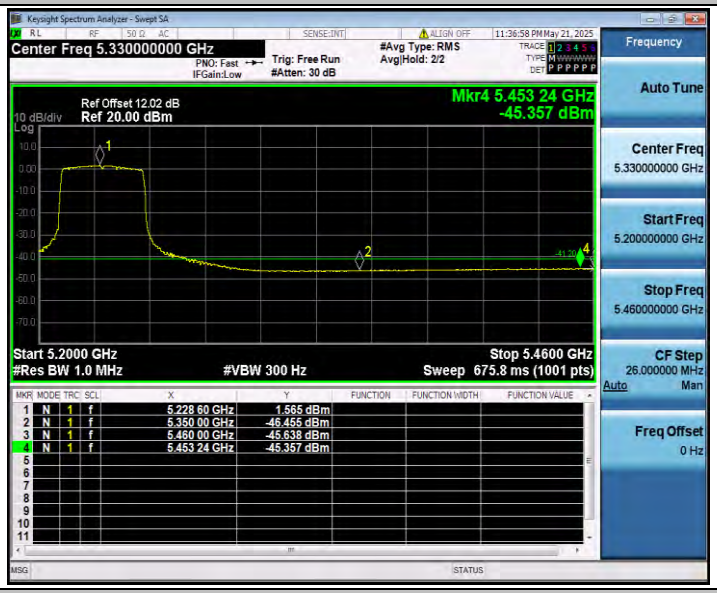

11AX40SISO_Ant1_High_5230_Peak