Appendix E.6: Band edge measurements

Test Result B4

TestMode	Antenna	ChName	Freq(MHz)	FreqRange [MHz]	Result [dBm]	Limit [dBm]	Verdict
11A	Ant1	Low	5745	5650~5700	-40.71	≤-26.87	PASS
				5700~5720	-28.05	≤12.66	PASS
				5720~5725	-19.57	≤23.68	PASS
				5760~5650	-38.99	≤-27	PASS
		High	5825	5850~5855	-26.99	≤15.73	PASS
				5855~5875	-33.32	≤13.57	PASS
				5875~5925	-37.62	≤-26.01	PASS
				5925~5935	-38.04	≤-27	PASS
11N20SISO	Ant1	Low	5745	5650~5700	-39.99	≤-26.36	PASS
				5700~5720	-27.55	≤14.47	PASS
				5720~5725	-28.53	≤16.08	PASS
				5760~5650	-40.23	≤-27	PASS
		High	5825	5850~5855	-32.53	≤16.96	PASS
				5855~5875	-34.13	≤11.61	PASS
				5875~5925	-39.24	≤-26.81	PASS
				5925~5935	-38.6	≤-27	PASS
11N40SISO	Ant1	Low	5755	5650~5700	-39.76	≤-25.80	PASS
				5700~5720	-20.45	≤15.58	PASS
				5720~5725	-21.55	≤15.74	PASS
				5780~5650	-39.15	≤-27	PASS
		High	5795	5850~5855	-37.1	≤15.66	PASS
				5855~5875	-33.51	≤12.65	PASS
				5875~5925	-39.16	≤-26.95	PASS
				5925~5935	-38.19	≤-27	PASS
11AC20SISO	Ant1	Low	5745	5650~5700	-39.96	≤-26.79	PASS
				5700~5720	-25.97	≤15.43	PASS
				5720~5725	-23.38	≤20.01	PASS
				5760~5650	-39.33	≤-27	PASS
		High	5825	5850~5855	-28.95	≤16.96	PASS
				5855~5875	-29.87	≤14.78	PASS
				5875~5925	-37.98	≤-26.11	PASS
				5925~5935	-37.77	≤-27	PASS
11AC40SISO	Ant1	Low	5755	5650~5700	-40.52	≤-26.90	PASS
				5700~5720	-23.23	≤15.05	PASS
				5720~5725	-24.52	≤17.89	PASS

				5780~5650	-39.5	≤-27	PASS
		High	5795	5850~5855	-32.67	≤16.79	PASS
				5855~5875	-34.17	≤13.94	PASS
				5875~5925	-39.03	≤-26.46	PASS
				5925~5935	-38.06	≤-27	PASS
11AX20SISO	Ant1	Low	5745	5650~5700	-38.98	≤-26.45	PASS
				5700~5720	-25.59	≤15.37	PASS
				5720~5725	-25.49	≤16.34	PASS
				5760~5650	-38.46	≤-27	PASS
		High	5825	5850~5855	-30.67	≤18.19	PASS
				5855~5875	-28.84	≤15.09	PASS
				5875~5925	-39.34	≤-26.81	PASS
				5925~5935	-38.3	≤-27	PASS
11AX40SISO	Ant1	Low	5755	5650~5700	-39.7	≤-26.50	PASS
				5700~5720	-25.92	≤13.12	PASS
				5720~5725	-23.58	≤17.28	PASS
				5780~5650	-39.54	≤-27	PASS
		High	5795	5850~5855	-35.78	≤16.41	PASS
				5855~5875	-34.48	≤13.76	PASS
				5875~5925	-39.74	≤-26.71	PASS
				5925~5935	-38.32	≤-27	PASS

Test Graphs B4

11A_Ant1_Low_5745

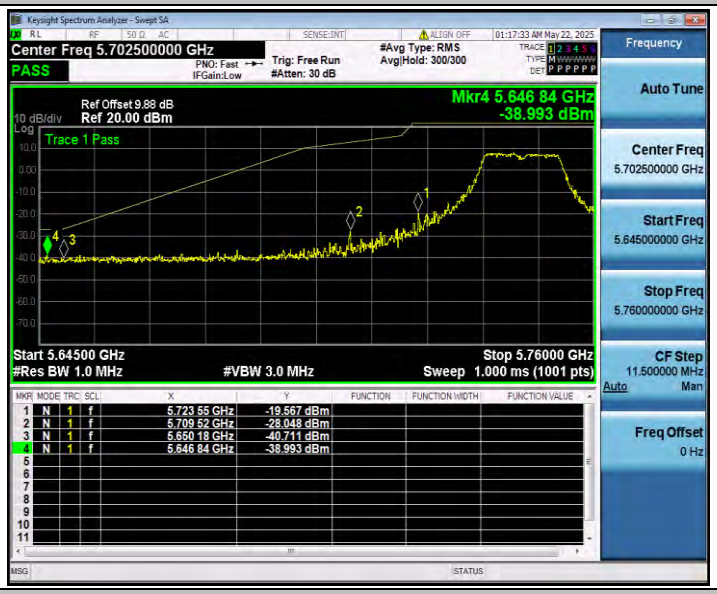

11A_Ant1_High_5825

11N20SISO_Ant1_Low_5745

11N20SISO_Ant1_High_5825

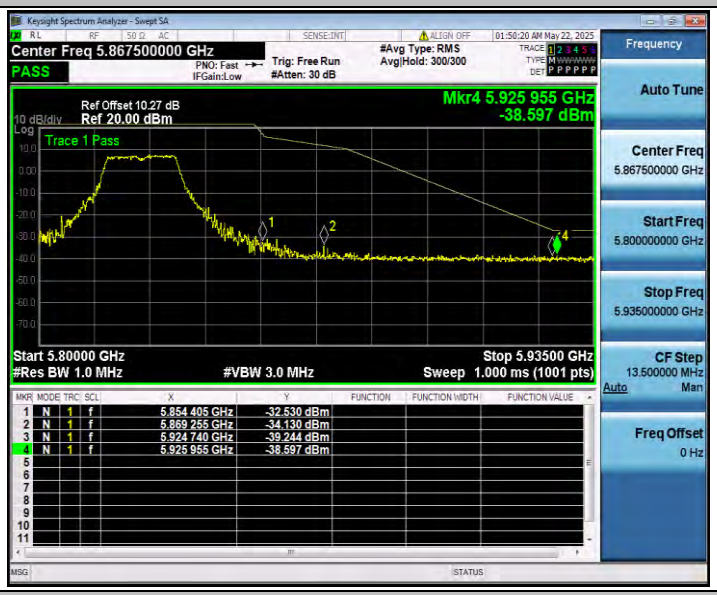

11N40SISO_Ant1_Low_5755

11N40SISO_Ant1_High_5795

11AC20SISO_Ant1_Low_5745

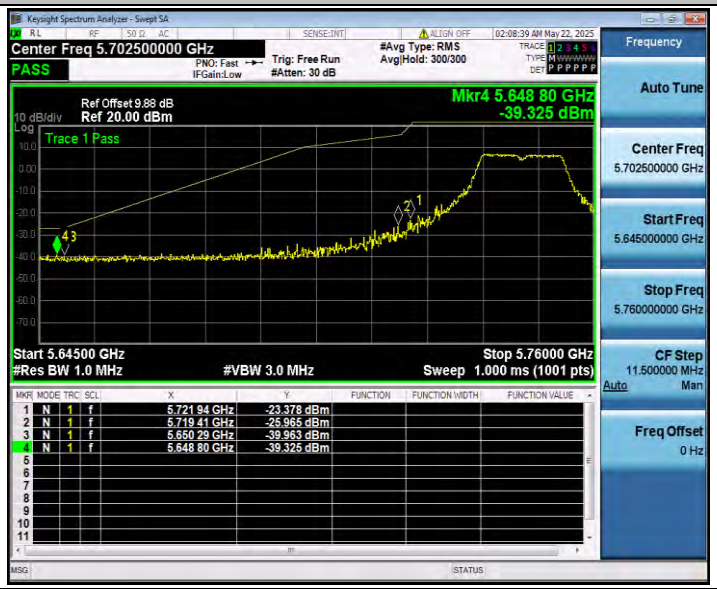

11AC20SISO_Ant1_High_5825

11AC40SISO_Ant1_Low_5755

11AC40SISO_Ant1_High_5795

11AX20SISO_Ant1_Low_5745

11AX20SISO_Ant1_High_5825

11AX40SISO_Ant1_Low_5755

11AX40SISO_Ant1_High_5795

Appendix E.7: Conducted Spurious Emission

Test Result

TestMode	Antenna	Freq(MHz)	FreqRange [MHz]	Max. Fre [MHz]	Max. Level [dBm]	Limit [dBm]	Verdict
11A	Ant1	5745	30~5650	3273.3	-40.32	≤-27	PASS
			5925~27000	26509.66	-31.65	≤-27	PASS
		5785	30~5650	3689.56	-40.64	≤-27	PASS
			5925~27000	23512.79	-31.84	≤-27	PASS
		5825	30~5650	5445.06	-39.63	≤-27	PASS
			5925~27000	24866.51	-31.43	≤-27	PASS
11N20SISO	Ant1	5745	30~5650	2633.37	-40.68	≤-27	PASS
			5925~27000	25295.03	-31.65	≤-27	PASS
		5785	30~5650	1744.85	-38.92	≤-27	PASS
			5925~27000	23674.37	-31.08	≤-27	PASS
		5825	30~5650	3271.43	-40.19	≤-27	PASS
			5925~27000	26744.29	-31.88	≤-27	PASS
11N40SISO	Ant1	5755	30~5650	5506.13	-40.5	≤-27	PASS
			5925~27000	24275	-31.57	≤-27	PASS
		5795	30~5650	5569.63	-40.16	≤-27	PASS
			5925~27000	24407.07	-31.98	≤-27	PASS
11AC20SISO	Ant1	5745	30~5650	5000.52	-40.95	≤-27	PASS
			5925~27000	25994.72	-32.19	≤-27	PASS
		5785	30~5650	4952	-39.98	≤-27	PASS
			5925~27000	26830	-31.43	≤-27	PASS
		5825	30~5650	5504.82	-39.62	≤-27	PASS
			5925~27000	26181.59	-31.92	≤-27	PASS
11AC40SISO	Ant1	5755	30~5650	3321.63	-40.6	≤-27	PASS
			5925~27000	26059.35	-31.65	≤-27	PASS
		5795	30~5650	3066.67	-40.31	≤-27	PASS
			5925~27000	24938.16	-31.65	≤-27	PASS
11AX20SISO	Ant1	5745	30~5650	2557.31	-39.2	≤-27	PASS
			5925~27000	24187.19	-32.2	≤-27	PASS
		5785	30~5650	3320.32	-39.86	≤-27	PASS
			5925~27000	24240.58	-31.48	≤-27	PASS
		5825	30~5650	5404.22	-40.72	≤-27	PASS
			5925~27000	23483.29	-31.75	≤-27	PASS
11AX40SISO	Ant1	5755	30~5650	2647.42	-40.43	≤-27	PASS
			5925~27000	26074.11	-31.92	≤-27	PASS
		5795	30~5650	3583.71	-40.24	≤-27	PASS
			5925~27000	24347.36	-31.91	≤-27	PASS

Test Graphs

11A_Ant1_5745_30~5650

11A_Ant1_5745_5925~27000

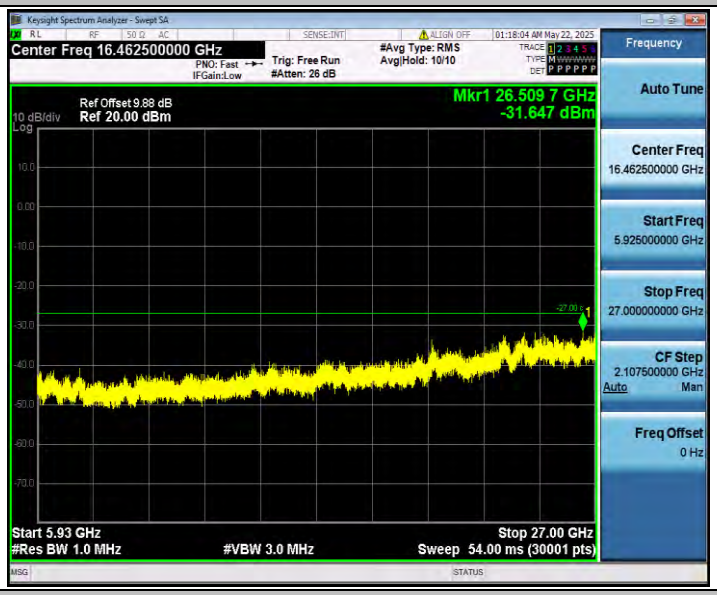

11A_Ant1_5785_30~5650

11A_Ant1_5785_5925~27000

11A_Ant1_5825_30~5650

11A_Ant1_5825_5925~27000

11N20SISO_Ant1_5745_30~5650

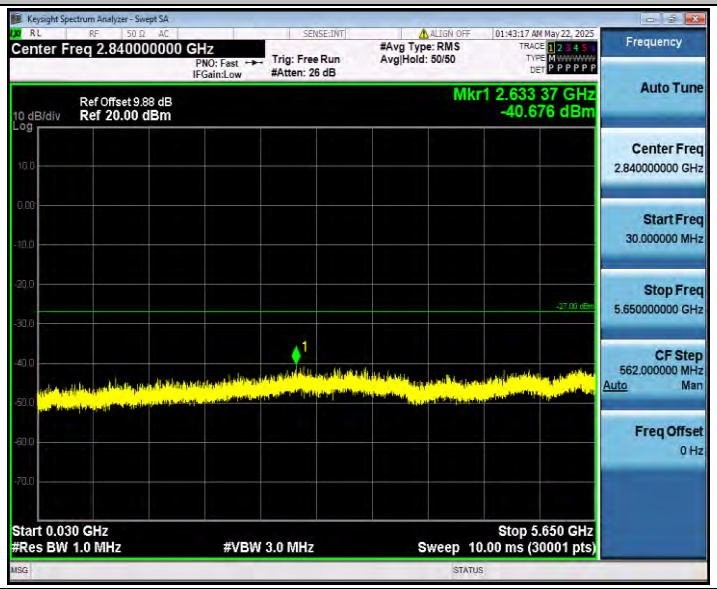

11N20SISO_Ant1_5745_5925~27000

11N20SISO_Ant1_5785_30~5650

11N20SISO_Ant1_5785_5925~27000

11N20SISO_Ant1_5825_30~5650

11N20SISO_Ant1_5825_5925~27000

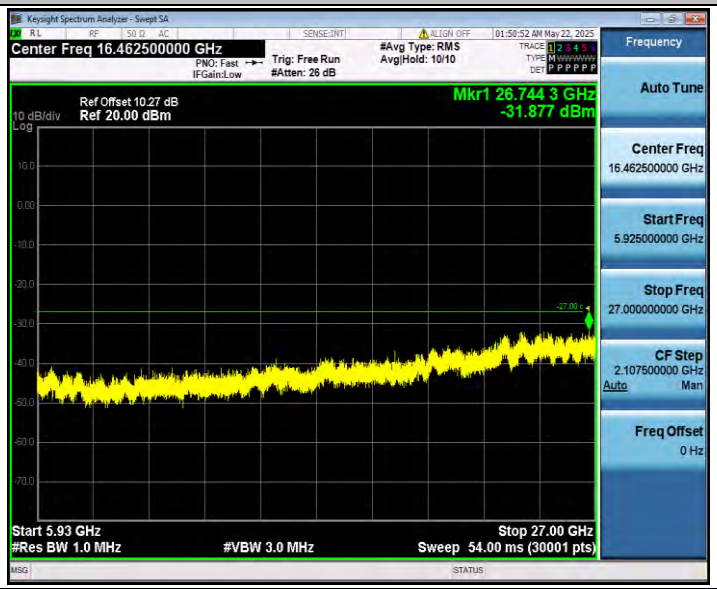

11N40SISO_Ant1_5755_30~5650

11N40SISO_Ant1_5755_5925~27000

11N40SISO_Ant1_5795_30~5650

11N40SISO_Ant1_5795_5925~27000

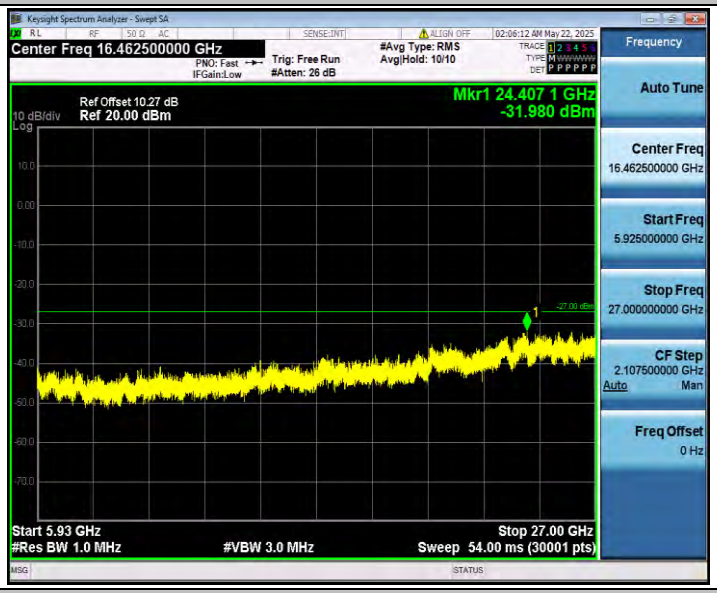

11AC20SISO_Ant1_5745_30~5650

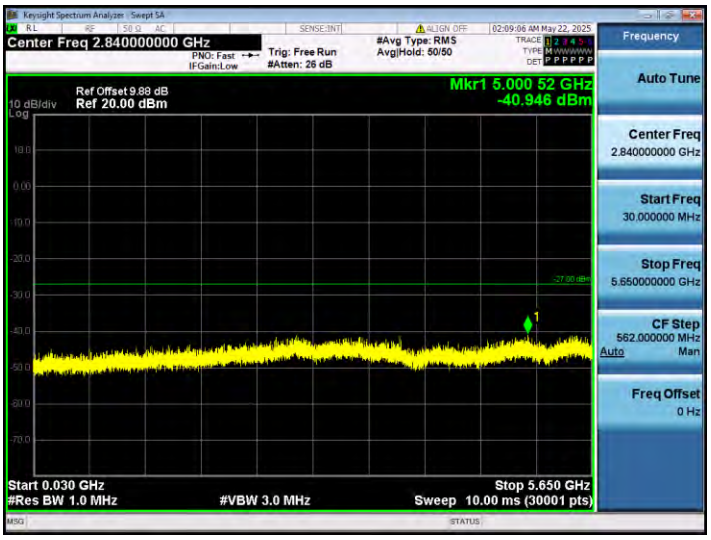

11AC20SISO_Ant1_5745_5925~27000

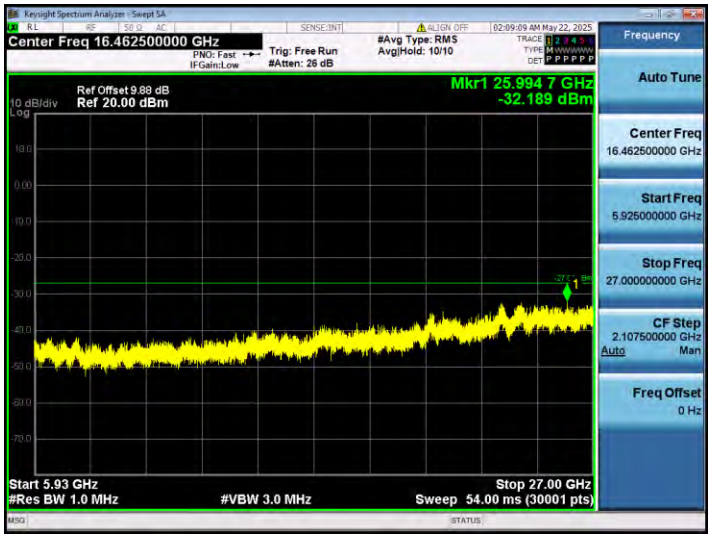

11AC20SISO_Ant1_5785_30~5650

11AC20SISO_Ant1_5785_5925~27000

11AC20SISO_Ant1_5825_30~5650

11AC20SISO_Ant1_5825_5925~27000

11AC40SISO_Ant1_5755_30~5650

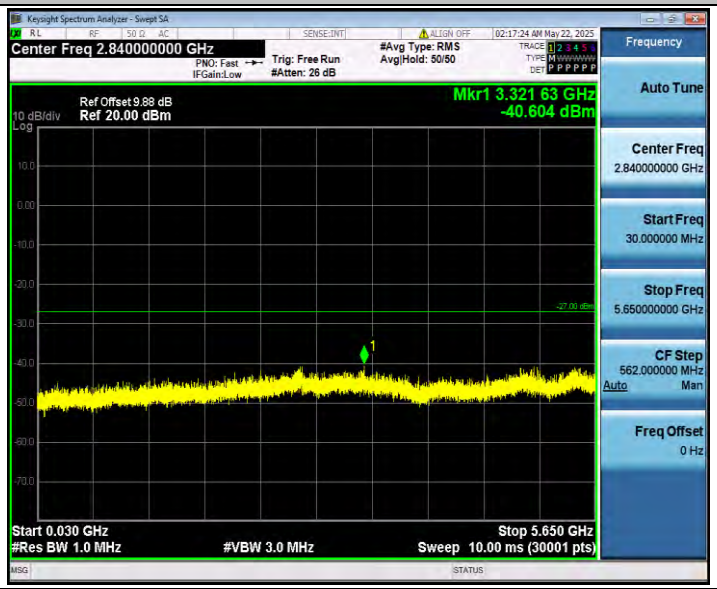

11AC40SISO_Ant1_5755_5925~27000

11AC40SISO_Ant1_5795_30~5650

11AC40SISO_Ant1_5795_5925~27000

11AX20SISO_Ant1_5745_30~5650

11AX20SISO_Ant1_5745_5925~27000

11AX20SISO_Ant1_5785_30~5650

11AX20SISO_Ant1_5785_5925~27000

11AX20SISO_Ant1_5825_30~5650

11AX20SISO_Ant1_5825_5925~27000

11AX40SISO_Ant1_5755_30~5650

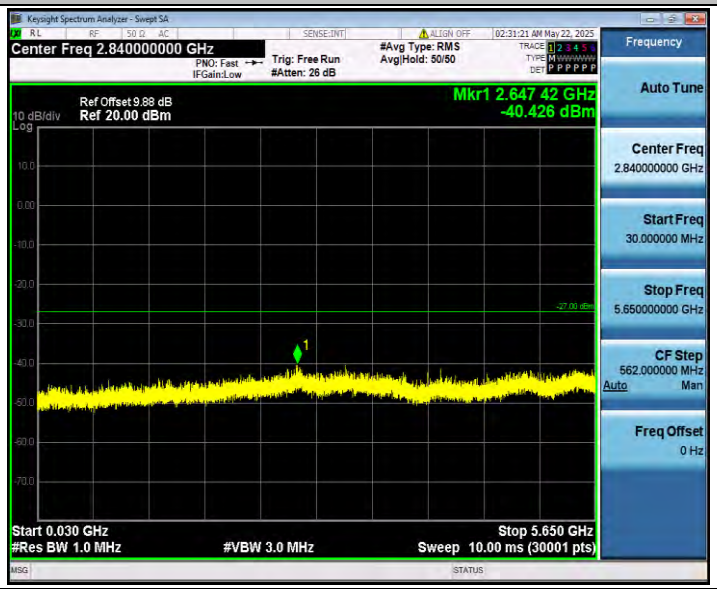

11AX40SISO_Ant1_5755_5925~27000

11AX40SISO_Ant1_5795_30~5650

11AX40SISO_Ant1_5795_5925~27000

Appendix E.8: Emissions in Restricted Bands

Test Result

TestMode	Antenna	ChName	Freq(MHz)	Detector	Freq [MHz]	Result [dBm]	Limit [dBm]	Result [dBuV/m]	Limit [dBuV/m]	Verdict
11A	Ant1	Low	5745	Peak	5650.000	-40.462	≤-27.00	---	---	PASS
				Peak	5700.000	-36.03	≤10.00	---	---	PASS
				Peak	5720.000	-25.92	≤15.60	---	---	PASS
				Peak	5725.000	-23.72	≤27.00	- --	- --	PASS
		High	5825	Peak	5850.000	-28.362	≤27.00	---	---	PASS
				Peak	5855.000	-31.95	≤15.60	---	---	PASS
				Peak	5875.000	-35.51	≤10.00	---	---	PASS
				Peak	5925.000	-35.7	≤-27.00	- --	- --	PASS
11N20SISO	Ant1	Low	5745	Peak	5650.000	-40.632	≤-27.00	---	---	PASS
				Peak	5700.000	-37.99	≤10.00	---	---	PASS
				Peak	5720.000	-28.47	≤15.60	---	---	PASS
				Peak	5725.000	-21.67	≤27.00	- --	- --	PASS
		High	5825	Peak	5850.000	-27.428	≤27.00	---	---	PASS
				Peak	5855.000	-29.25	≤15.60	---	---	PASS
				Peak	5875.000	-36.52	≤10.00	---	---	PASS
				Peak	5925.000	-36.94	≤-27.00	- --	- --	PASS
11N40SISO	Ant1	Low	5755	Peak	5650.000	-38.199	≤-27.00	---	---	PASS
				Peak	5700.000	-32.08	≤10.00	---	---	PASS
				Peak	5720.000	-27.73	≤15.60	---	---	PASS
				Peak	5725.000	-25.64	≤27.00	- --	- --	PASS
		High	5795	Peak	5850.000	-32.243	≤27.00	---	---	PASS
				Peak	5855.000	-35.78	≤15.60	---	---	PASS
				Peak	5875.000	-37.28	≤10.00	---	---	PASS
				Peak	5925.000	-36.71	≤-27.00	- --	- --	PASS
11AC20SISO	Ant1	Low	5745	Peak	5650.000	-40.848	≤-27.00	---	---	PASS
				Peak	5700.000	-38.77	≤10.00	---	---	PASS
				Peak	5720.000	-29.04	≤15.60	---	---	PASS
				Peak	5725.000	-23.57	≤27.00	- --	- --	PASS
		High	5825	Peak	5850.000	-34.634	≤27.00	---	---	PASS

				Peak	5855.000	-33.12	≤15.60	---	---	PASS
				Peak	5875.000	-37.26	≤10.00	---	---	PASS
				Peak	5925.000	-36.15	≤-27.00	- --	- --	PASS
11AC40SISO	Ant1	Low	5755	Peak	5650.000	-38.583	≤-27.00	---	---	PASS
				Peak	5700.000	-33.44	≤10.00	---	---	PASS
				Peak	5720.000	-28.08	≤15.60	---	---	PASS
				Peak	5725.000	-22.64	≤27.00	- --	- --	PASS
		High	5795	Peak	5850.000	-33.266	≤27.00	---	---	PASS
				Peak	5855.000	-35.19	≤15.60	---	---	PASS
				Peak	5875.000	-37	≤10.00	---	---	PASS
				Peak	5925.000	-37.25	≤-27.00	- --	- --	PASS
11AX20SISO	Ant1	Low	5745	Peak	5650.000	-40.01	≤-27.00	---	---	PASS
				Peak	5700.000	-35.8	≤10.00	---	---	PASS
				Peak	5720.000	-28.33	≤15.60	---	---	PASS
				Peak	5725.000	-22.06	≤27.00	- --	- --	PASS
		High	5825	Peak	5850.000	-25.92	≤27.00	---	---	PASS
				Peak	5855.000	-28.18	≤15.60	---	---	PASS
				Peak	5875.000	-36.44	≤10.00	---	---	PASS
				Peak	5925.000	-35.95	≤-27.00	- --	- --	PASS
11AX40SISO	Ant1	Low	5755	Peak	5650.000	-40.69	≤-27.00	---	---	PASS
				Peak	5700.000	-30.6	≤10.00	---	---	PASS
				Peak	5720.000	-25.37	≤15.60	---	---	PASS
				Peak	5725.000	-22.98	≤27.00	- --	- --	PASS
		High	5795	Peak	5850.000	-33.101	≤27.00	---	---	PASS
				Peak	5855.000	-33.05	≤15.60	---	---	PASS
				Peak	5875.000	-36.7	≤10.00	---	---	PASS
				Peak	5925.000	-36.85	≤-27.00	- --	- --	PASS

Note：

1. The Antenna Gain is compensated in the graph.
2. The Duty Cycle Factor and RBW Factor is compensated in the graph.
3. For transmitters operating in 5150-5350 GHz band and 5470-5725 GHz band: The limit in dBm for average detector is conversion from 54dBuV/m, according to 15.209(a). The limit in dBm for peak detector is 20dB above the limit of average detector in dBm.

Test Graphs

11A_Ant1_Low_5745_Peak

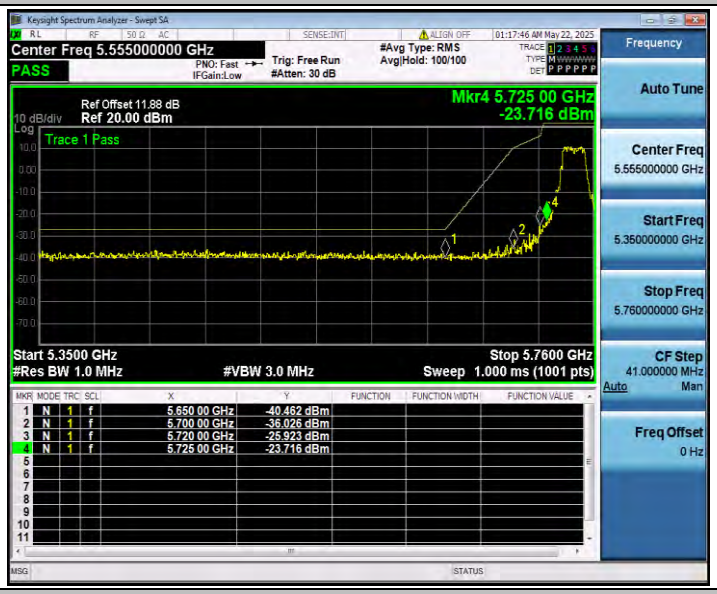

11A_Ant1_High_5825_Peak

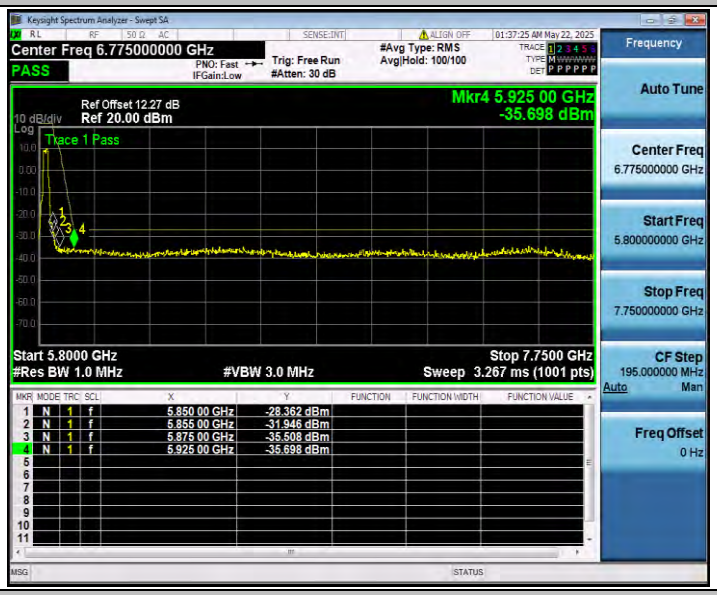

11N20SISO_Ant1_Low_5745_Peak

11N20SISO_Ant1_High_5825_Peak

11N40SISO_Ant1_Low_5755_Peak

11N40SISO_Ant1_High_5795_Peak

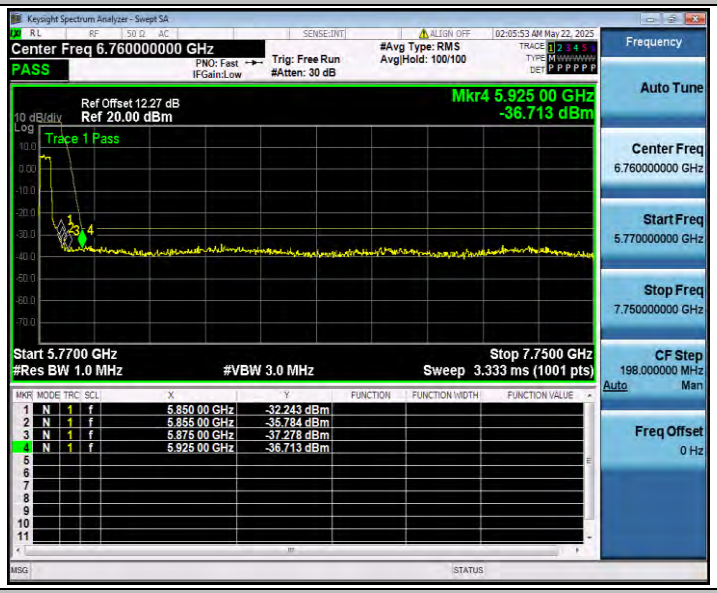

11AC20SISO_Ant1_Low_5745_Peak

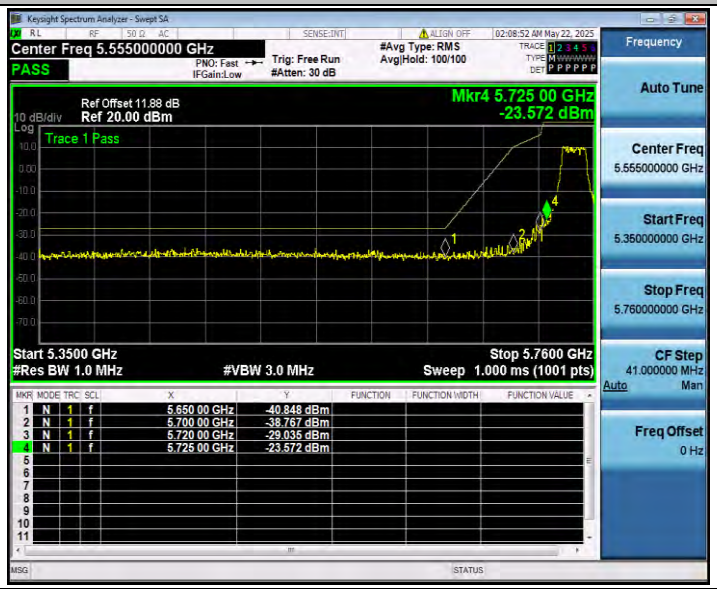

11AC20SISO_Ant1_High_5825_Peak

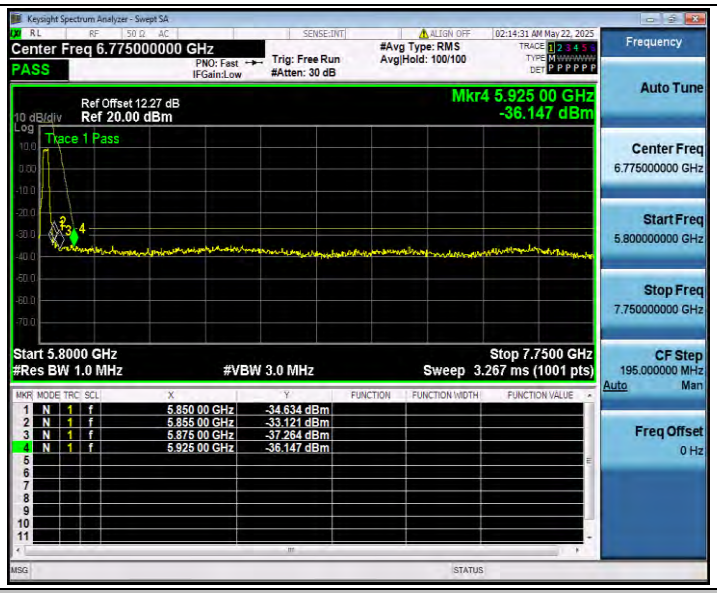

11AC40SISO_Ant1_Low_5755_Peak

11AC40SISO_Ant1_High_5795_Peak

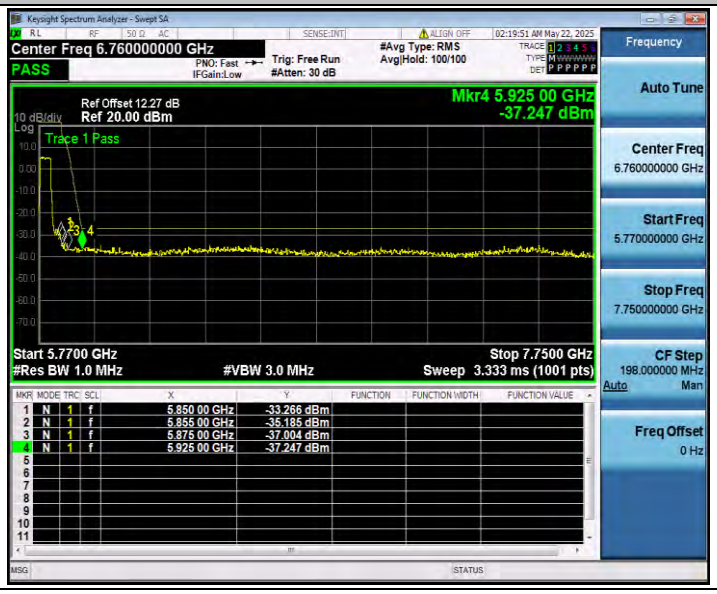

11AX20SISO_Ant1_Low_5745_Peak

11AX20SISO_Ant1_High_5825_Peak

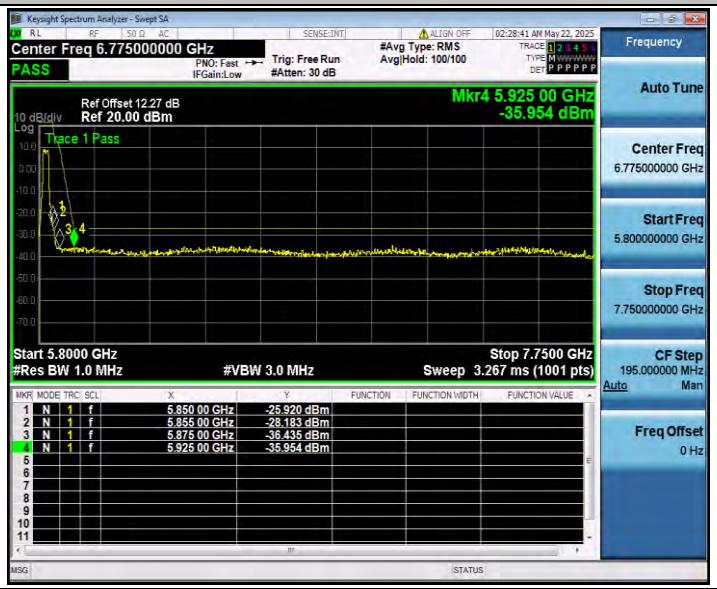

11AX40SISO_Ant1_Low_5755_Peak
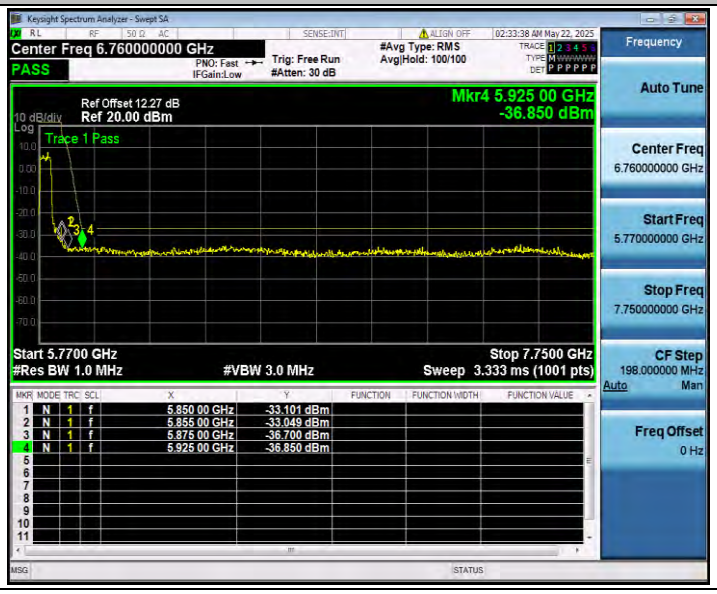
11AX40SISO_Ant1_High_5795_Peak