NiKKi

be better. do better.

www.WeAreNikki.com

GET TO KNOW NIKKI

Meet Nikki	Page 3 - 4
Home Screen	Page 5
Main Menu	Page 6
How to Select & Activate Your Frequency	Page 7 - 10
Setup Nikki Settings	Page 11 - 15
About / Your Nikki ID / Serial Number	Page 16
Shutdown / Turn Off	Page 14

Technical Support:

Reset to Factory Settings	Page 17
Disclaimer / Regulatory Guidelines	Page 18 - 20
Inquiries / Contact Us	Page 21

MEET NIKKI

Your wearable
wellness companion.

Be Better. Do Better.

Nikki is for all those who want to improve well-being and performance.

Nikki uses patented frequency transmission technology to enhance sleep quality, reduce stress and anxiety, increase energy plus more.

www.WeAreNikki.com

MEET NIKKI

1. Battery Level
2. Date
3. Time
4. Active Frequency
5. Main Menu
6. Home Button

7. Charging Ports
8. Indicator Light
9. Strap Release

10. Custom USB Charging Station

HOME SCREEN

1. Swipe Left:
   Main Menu.
2. Swipe Right:
   Active Frequency
   or Frequency
   Activation Menu.
3. Tap to access:
   Home Screen.

MAIN MENU

Tap to display the Frequency Activation Menu.

Tap to display current Settings.

Tap for device Information.

FREQUENCY ACTIVATION MENU

Swipe up or down to see full Frequencies list.

Tap to select the desired frequency package.

PLAY AND PAUSE FREQUENCY

PLAY FREQUENCY



Ready mode. Tap **>** Play to start program.

Active Frequency.

PAUSE FREQUENCY

Frequencies playing. Tap **||** to Pause.

FREQUENCY PACKAGE INFORMATION

Press **i** to display the frequency description.

Press **X** to close the window and return to frequency activation screen.

Your current Frequency is displayed.

NAVIGATING BACK TO MAIN MENU

Tap **<** Back to access Frequency Menu.

Tap **<** Back to access Main Menu.

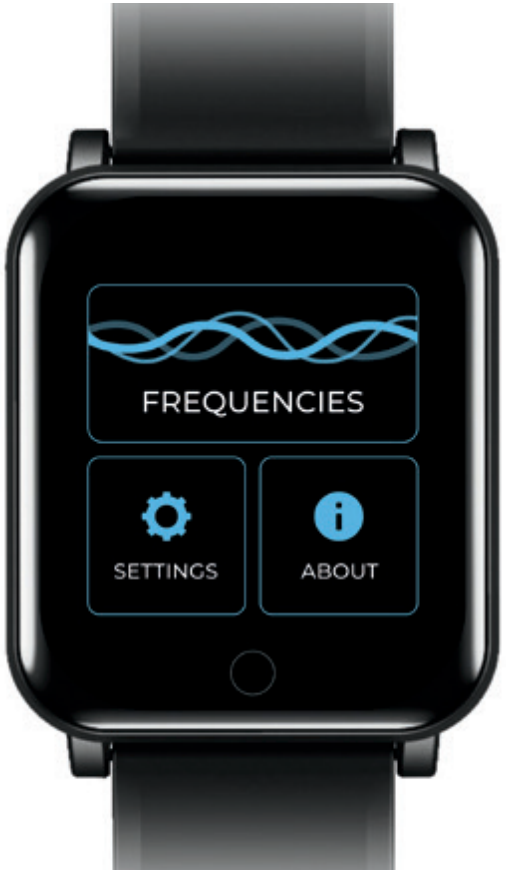

Main Menu
See Page 6.

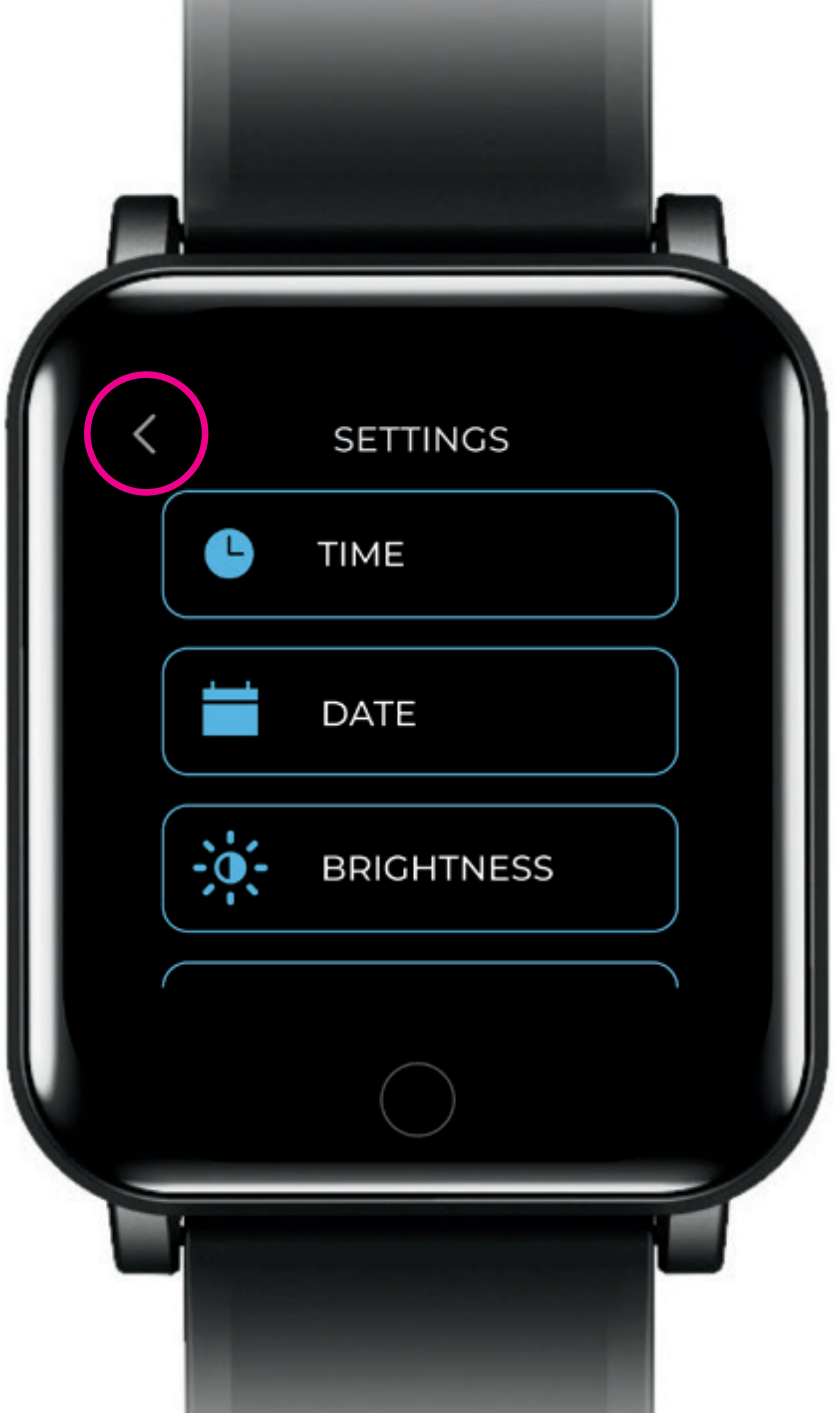

SETTINGS

Adjust each setting by tapping on the corresponding icon.

Tap the **<** Arrow at the top left to return to the Main Menu.

ABOUT

Your Nikki is your personal identifier for warranty and technology upgrades. Displays software and hardware versions as well as serial number.

www.WeAreNikki.com

TIME

Swipe up or down to scroll to the desired Time.

Swipe up or down to select AM or PM.

Nikki will automatically save the time.

Tap the **<** Arrow at the top left to return to the Settings Menu.

DATE

Swipe Up or Down to select the desired Date.

Nikki will automatically update and save to the selected time.

Tap the **<** Arrow at the top left to return to the Settings Menu.

BRIGHTNESS

Set desired brightness level by sliding the bar left or right.

Brightness level will automatically update.

Tap the **<** Arrow at the top left at the screen to return to the Settings Menu.

SHUTDOWN

Press and hold the Shutdown button for 2 seconds.

Nikki will turn off.

To power back on return Nikki to charging station.

Tap the **<** Arrow at the top left to return to the Settings Menu.

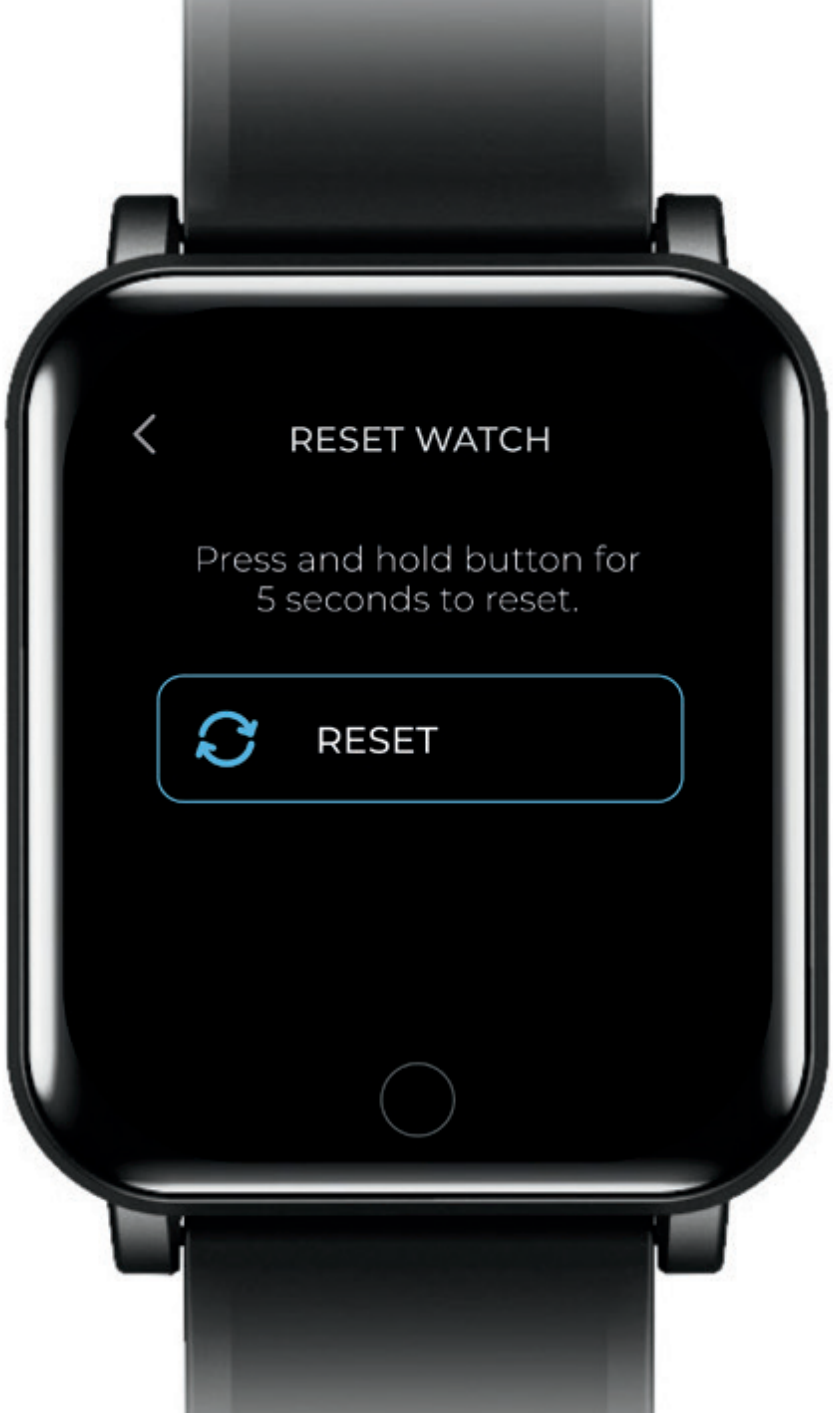

RESET TO FACTORY

WARNING

Do not tap the RESET button.

This action will remove all frequencies from Nikki, and back to Factory Settings. WeAreNikki takes no responsibility, on behalf of the user.

RESET is only to be requested by our technical department, when changes or issues arise with this device.

Contact Technical Assistance:
help@WeAreNikki.com

1. Precautions for Use Warning. Children swallowing risk. Children are not allowed to play with the device. Keep children away from the device.

2. Warning. Risk of fire/explosion or chemical burns. This product contains a 230 mAH Lithium Ion battery. Do not remove, disassemble, or throw into fire. Caution. Possible property damage. Do not drop the device and protect it from impact. Do not expose the device to extreme temperatures or extreme temperature fluctuations. Protect the device from direct sunlight and dust. When cleaning, do not use any strong chemical, abrasive or foam cleaning materials. Protect the display from hard objects. Caution. Do not dispose of the device in domestic waste. If you have any questions, please contact your municipal waste disposal authority. Do not dispose of used
batteries in domestic waste. Instead, take them to a special waste disposal site or a retailer's battery collection point. Packaging is recyclable or can be recycled into raw materials. Please dispose of unnecessary packing materials properly. Changes or modifications not expressly approved by the party responsible for compliance could void the user's authority to operate the equipment.

FCC RF exposure statement:

The device has been evaluated to meet general RF exposure requirement. The device can be used in portable exposure condition without restriction.

3. FCC Statement 15 This equipment has been tested and found to comply with the limits for a Class B digital device, pursuant to Part 15 of the FCC Rules. These limits are designed to provide reasonable protection against harmful interference in a residential installation. This equipment generates uses and can radiate radio frequency energy and, if not installed and used in accordance with the instructions, may cause harmful interference to radiocommunications. However, there is no guarantee that interference will not occur in a particular installation. If this equipment does cause harmful interference to radio or television reception, which can be determined by turning the equipment off and on, the user is encouraged to try to correct the interference by one or more of the following measures: – Reorient or relocate the receiving antenna. – Increase the separation between the equipment and receiver. – Connect the equipment into an outlet on a circuit different from that to which the receiver is connected. – Consult the dealer or an experienced radio/TV technician for help. This device complies with part 15 of the FCC rules. Operation is subject to the following two conditions: (1) this device may not cause harmful interference, and (2) this device must accept any interference received, including interference that may cause undesired operation.

4. IC Statement This device contains license-exempt transmitter(s)/receiver(s) that comply with Innovation, Science and Economic Development Canada's license-exempt RSS(s). Operation is subject to the following two conditions: (1) This device may not cause interference; and (2) This device must accept any interference, including interference that may cause undesired operation of the device. The term "IC:" before the certification/ registration number only signifies that the Industry Canada technical specifications were met. This product meets the applicable Industry Canada technical specifications.

RF exposure statement:

The device has been evaluated to meet general RF exposure requirement. The device can be used in portable exposure condition without restriction.

- French:

Cet appareil contient des émetteurs / récepteurs exemptés de licence conformes aux RSS (RSS) d'Innovation, Sciences et Développement économique Canada. Le fonctionnement est soumis aux deux conditions suivantes:

Cet appareil ne doit pas causer d'interférences.

Cet appareil doit accepter toutes les interférences, y compris celles susceptibles de provoquer un fonctionnement indésirable de l'appareil.

Déclaration d'exposition RF:

L'appareil a été évalué pour répondre aux exigences générales d'exposition aux RF. L'appareil peut être utilisé dans des conditions d'exposition portable sans restriction.

PRODUCT DISCLAIMER

No medical claims are made or implied by (xxxxx) or the use of any of its devices or frequency files. The use of any (xxxxx) device or associated frequency packages are not intended to diagnose, cure, prevent, treat or mitigate any medical condition or disease. Always seek professional medical advice for the diagnosis and treatment of any health condition. DO NOT USE (xxxxx) devices or frequency package(s) and associated files if you are pregnant, trying to get pregnant, suspect you might be pregnant or are lating. Consult your medical professional before use if you have a serious medical condition including but not limited to: Cancer, Stroke, High Blood pressure, Seizure disorders etc. All the information expressed herein must be considered theoretical and unproven and for educational purposes only. Using any (xxxxx) device and/or frequency package(s) and associated files indicates your consent and agreement to be bound by the terms of this disclaimer. Additionally, said use indicates your consent and agreement to assume risks associated with such use and to hold FREmedica harmless from any liability associated with non-compliance with each term of this disclosure and user's obligations herein.

NiKKi

be better. do better.

Visit our Website:
www.WeAreNikki.com

Contact Us:
info@WeAreNikki.com

Frequency Exchange Corp
201-895 Station Avenue
Victoria, BC V9B 2P2
Canada