	Ant2	5190	NV	NT	40000.00	7.707129	20	PASS
			LV	NT	40000.00	7.707129	20	PASS
			HV	NT	40000.00	7.707129	20	PASS
	Ant1	5230	NV	NT	40000.00	7.648184	20	PASS
			LV	NT	40000.00	7.648184	20	PASS
			HV	NT	40000.00	7.648184	20	PASS
	Ant2	5230	NV	NT	40000.00	7.648184	20	PASS
			LV	NT	40000.00	7.648184	20	PASS
			HV	NT	40000.00	7.648184	20	PASS
	Ant1	5270	NV	NT	40000.00	7.590133	20	PASS
			LV	NT	40000.00	7.590133	20	PASS
			HV	NT	40000.00	7.590133	20	PASS
	Ant2	5270	NV	NT	40000.00	7.590133	20	PASS
			LV	NT	40000.00	7.590133	20	PASS
			HV	NT	40000.00	7.590133	20	PASS
	Ant1	5310	NV	NT	40000.00	7.532957	20	PASS
			LV	NT	40000.00	7.532957	20	PASS
			HV	NT	40000.00	7.532957	20	PASS
	Ant2	5310	NV	NT	40000.00	7.532957	20	PASS
			LV	NT	40000.00	7.532957	20	PASS
			HV	NT	0.00	0.000000	20	PASS
	Ant1	5510	NV	NT	40000.00	7.259528	20	PASS
			LV	NT	40000.00	7.259528	20	PASS
			HV	NT	40000.00	7.259528	20	PASS
	Ant2	5510	NV	NT	40000.00	7.259528	20	PASS
			LV	NT	40000.00	7.259528	20	PASS
			HV	NT	40000.00	7.259528	20	PASS
	Ant1	5550	NV	NT	40000.00	7.207207	20	PASS
			LV	NT	40000.00	7.207207	20	PASS
			HV	NT	40000.00	7.207207	20	PASS
	Ant2	5550	NV	NT	40000.00	7.207207	20	PASS
			LV	NT	40000.00	7.207207	20	PASS
			HV	NT	40000.00	7.207207	20	PASS
	Ant1	5670	NV	NT	40000.00	7.054674	20	PASS
			LV	NT	40000.00	7.054674	20	PASS
			HV	NT	40000.00	7.054674	20	PASS
	Ant2	5670	NV	NT	40000.00	7.054674	20	PASS
			LV	NT	40000.00	7.054674	20	PASS
			HV	NT	40000.00	7.054674	20	PASS
	Ant1	5755	NV	NT	40000.00	6.950478	20	PASS
			LV	NT	40000.00	6.950478	20	PASS
			HV	NT	40000.00	6.950478	20	PASS
	Ant2	5755	NV	NT	40000.00	6.950478	20	PASS
			LV	NT	40000.00	6.950478	20	PASS
			HV	NT	40000.00	6.950478	20	PASS
	Ant1	5795	NV	NT	40000.00	6.902502	20	PASS
			LV	NT	40000.00	6.902502	20	PASS
			HV	NT	40000.00	6.902502	20	PASS
	Ant2	5795	NV	NT	40000.00	6.902502	20	PASS
			LV	NT	40000.00	6.902502	20	PASS
			HV	NT	40000.00	6.902502	20	PASS

Voltage								
Test Mode	Antenna	Frequency[MHz]	Voltage [Vdc]	Temperature (℃)	Deviation (Hz)	Deviation (ppm)	Limit (ppm)	Verdict
11AX20 MIMO	Ant1	5180	NV	NT	20000.00	3.861004	20	PASS
			LV	NT	20000.00	3.861004	20	PASS
			HV	NT	20000.00	3.861004	20	PASS
	Ant2	5180	NV	NT	20000.00	3.861004	20	PASS
			LV	NT	20000.00	3.861004	20	PASS
			HV	NT	20000.00	3.861004	20	PASS
	Ant1	5200	NV	NT	20000.00	3.846154	20	PASS
			LV	NT	20000.00	3.846154	20	PASS
			HV	NT	20000.00	3.846154	20	PASS
	Ant2	5200	NV	NT	20000.00	3.846154	20	PASS
			LV	NT	20000.00	3.846154	20	PASS
			HV	NT	20000.00	3.846154	20	PASS
	Ant1	5240	NV	NT	20000.00	3.816794	20	PASS
			LV	NT	20000.00	3.816794	20	PASS
			HV	NT	20000.00	3.816794	20	PASS
	Ant2	5240	NV	NT	20000.00	3.816794	20	PASS
			LV	NT	20000.00	3.816794	20	PASS
			HV	NT	20000.00	3.816794	20	PASS
	Ant1	5260	NV	NT	20000.00	3.802281	20	PASS
			LV	NT	20000.00	3.802281	20	PASS
			HV	NT	20000.00	3.802281	20	PASS
	Ant2	5260	NV	NT	40000.00	7.604563	20	PASS
			LV	NT	20000.00	3.802281	20	PASS
			HV	NT	20000.00	3.802281	20	PASS
	Ant1	5280	NV	NT	20000.00	3.787879	20	PASS
			LV	NT	20000.00	3.787879	20	PASS
			HV	NT	20000.00	3.787879	20	PASS
	Ant2	5280	NV	NT	20000.00	3.787879	20	PASS
			LV	NT	20000.00	3.787879	20	PASS
			HV	NT	20000.00	3.787879	20	PASS
	Ant1	5320	NV	NT	20000.00	3.759398	20	PASS
			LV	NT	20000.00	3.759398	20	PASS
			HV	NT	20000.00	3.759398	20	PASS
	Ant2	5320	NV	NT	20000.00	3.759398	20	PASS
			LV	NT	20000.00	3.759398	20	PASS
			HV	NT	20000.00	3.759398	20	PASS
	Ant1	5500	NV	NT	20000.00	3.636364	20	PASS
			LV	NT	20000.00	3.636364	20	PASS
			HV	NT	20000.00	3.636364	20	PASS
	Ant2	5500	NV	NT	20000.00	3.636364	20	PASS
			LV	NT	20000.00	3.636364	20	PASS
			HV	NT	20000.00	3.636364	20	PASS
	Ant1	5580	NV	NT	20000.00	3.584229	20	PASS
			LV	NT	20000.00	3.584229	20	PASS
			HV	NT	20000.00	3.584229	20	PASS
	Ant2	5580	NV	NT	20000.00	3.584229	20	PASS
			LV	NT	20000.00	3.584229	20	PASS

			HV	NT	20000.00	3.584229	20	PASS
	Ant1	5700	NV	NT	20000.00	3.508772	20	PASS
			LV	NT	20000.00	3.508772	20	PASS
			HV	NT	20000.00	3.508772	20	PASS
	Ant2	5700	NV	NT	20000.00	3.508772	20	PASS
			LV	NT	20000.00	3.508772	20	PASS
			HV	NT	20000.00	3.508772	20	PASS
	Ant1	5745	NV	NT	20000.00	3.481288	20	PASS
			LV	NT	20000.00	3.481288	20	PASS
			HV	NT	20000.00	3.481288	20	PASS
	Ant2	5745	NV	NT	20000.00	3.481288	20	PASS
			LV	NT	20000.00	3.481288	20	PASS
			HV	NT	20000.00	3.481288	20	PASS
	Ant1	5785	NV	NT	20000.00	3.457217	20	PASS
			LV	NT	20000.00	3.457217	20	PASS
			HV	NT	20000.00	3.457217	20	PASS
	Ant2	5785	NV	NT	20000.00	3.457217	20	PASS
			LV	NT	20000.00	3.457217	20	PASS
			HV	NT	20000.00	3.457217	20	PASS
	Ant1	5825	NV	NT	20000.00	3.433476	20	PASS
			LV	NT	20000.00	3.433476	20	PASS
			HV	NT	20000.00	3.433476	20	PASS
	Ant2	5825	NV	NT	20000.00	3.433476	20	PASS
			LV	NT	20000.00	3.433476	20	PASS
			HV	NT	20000.00	3.433476	20	PASS
11AX40 MIMO	Ant1	5190	NV	NT	0.00	0.000000	20	PASS
			LV	NT	0.00	0.000000	20	PASS
			HV	NT	0.00	0.000000	20	PASS
	Ant2	5190	NV	NT	0.00	0.000000	20	PASS
			LV	NT	0.00	0.000000	20	PASS
			HV	NT	0.00	0.000000	20	PASS
	Ant1	5230	NV	NT	0.00	0.000000	20	PASS
			LV	NT	0.00	0.000000	20	PASS
			HV	NT	0.00	0.000000	20	PASS
	Ant2	5230	NV	NT	0.00	0.000000	20	PASS
			LV	NT	0.00	0.000000	20	PASS
			HV	NT	0.00	0.000000	20	PASS
	Ant1	5270	NV	NT	0.00	0.000000	20	PASS
			LV	NT	0.00	0.000000	20	PASS
			HV	NT	40000.00	7.590133	20	PASS
	Ant2	5270	NV	NT	0.00	0.000000	20	PASS
			LV	NT	0.00	0.000000	20	PASS
			HV	NT	40000.00	7.590133	20	PASS
	Ant1	5310	NV	NT	0.00	0.000000	20	PASS
			LV	NT	0.00	0.000000	20	PASS
			HV	NT	0.00	0.000000	20	PASS
	Ant2	5310	NV	NT	0.00	0.000000	20	PASS
			LV	NT	0.00	0.000000	20	PASS
			HV	NT	40000.00	7.532957	20	PASS
	Ant1	5510	NV	NT	0.00	0.000000	20	PASS
			LV	NT	0.00	0.000000	20	PASS

			HV	NT	0.00	0.000000	20	PASS
	Ant2	5510	NV	NT	0.00	0.000000	20	PASS
			LV	NT	0.00	0.000000	20	PASS
			HV	NT	0.00	0.000000	20	PASS
	Ant1	5550	NV	NT	0.00	0.000000	20	PASS
			LV	NT	0.00	0.000000	20	PASS
			HV	NT	0.00	0.000000	20	PASS
	Ant2	5550	NV	NT	0.00	0.000000	20	PASS
			LV	NT	0.00	0.000000	20	PASS
			HV	NT	0.00	0.000000	20	PASS
	Ant1	5670	NV	NT	0.00	0.000000	20	PASS
			LV	NT	0.00	0.000000	20	PASS
			HV	NT	0.00	0.000000	20	PASS
	Ant2	5670	NV	NT	0.00	0.000000	20	PASS
			LV	NT	0.00	0.000000	20	PASS
			HV	NT	40000.00	7.054674	20	PASS
	Ant1	5755	NV	NT	0.00	0.000000	20	PASS
			LV	NT	0.00	0.000000	20	PASS
			HV	NT	0.00	0.000000	20	PASS
	Ant2	5755	NV	NT	0.00	0.000000	20	PASS
			LV	NT	0.00	0.000000	20	PASS
			HV	NT	0.00	0.000000	20	PASS
	Ant1	5795	NV	NT	0.00	0.000000	20	PASS
			LV	NT	0.00	0.000000	20	PASS
			HV	NT	40000.00	6.902502	20	PASS
	Ant2	5795	NV	NT	0.00	0.000000	20	PASS
			LV	NT	0.00	0.000000	20	PASS
			HV	NT	40000.00	6.902502	20	PASS
11AX80 MIMO	Ant1	5210	NV	NT	80000.00	15.355086	20	PASS
			LV	NT	80000.00	15.355086	20	PASS
			HV	NT	0.00	0.000000	20	PASS
	Ant2	5210	NV	NT	80000.00	15.355086	20	PASS
			LV	NT	80000.00	15.355086	20	PASS
			HV	NT	80000.00	15.355086	20	PASS
	Ant1	5290	NV	NT	80000.00	15.122873	20	PASS
			LV	NT	80000.00	15.122873	20	PASS
			HV	NT	80000.00	15.122873	20	PASS
	Ant2	5290	NV	NT	80000.00	15.122873	20	PASS
			LV	NT	80000.00	15.122873	20	PASS
			HV	NT	80000.00	15.122873	20	PASS
	Ant1	5530	NV	NT	80000.00	14.466546	20	PASS
			LV	NT	80000.00	14.466546	20	PASS
			HV	NT	80000.00	14.466546	20	PASS
	Ant2	5530	NV	NT	80000.00	14.466546	20	PASS
			LV	NT	80000.00	14.466546	20	PASS
			HV	NT	0.00	0.000000	20	PASS
	Ant1	5610	NV	NT	80000.00	14.260250	20	PASS
			LV	NT	80000.00	14.260250	20	PASS
			HV	NT	0.00	0.000000	20	PASS
	Ant2	5610	NV	NT	0.00	0.000000	20	PASS
			LV	NT	80000.00	14.260250	20	PASS

			HV	NT	80000.00	14.260250	20	PASS
	Ant1	5775	NV	NT	80000.00	13.852814	20	PASS
			LV	NT	80000.00	13.852814	20	PASS
			HV	NT	80000.00	13.852814	20	PASS
	Ant2	5775	NV	NT	80000.00	13.852814	20	PASS
			LV	NT	80000.00	13.852814	20	PASS
			HV	NT	80000.00	13.852814	20	PASS

Temperature								
Test Mode	Antenna	Frequency [MHz]	Voltage [Vdc]	Temperature (℃)	Deviation (Hz)	Deviation (ppm)	Limit (ppm)	Verdict
11A	Ant1	5180	NV	-30	20000.00	3.861004	20	PASS
			NV	-20	20000.00	3.861004	20	PASS
			NV	-10	0.00	0.000000	20	PASS
			NV	0	20000.00	3.861004	20	PASS
			NV	10	0.00	0.000000	20	PASS
			NV	20	0.00	0.000000	20	PASS
			NV	30	20000.00	3.861004	20	PASS
			NV	40	20000.00	3.861004	20	PASS
			NV	50	20000.00	3.861004	20	PASS
	Ant2	5180	NV	-30	40000.00	7.722008	20	PASS
			NV	-20	40000.00	7.722008	20	PASS
			NV	-10	40000.00	7.722008	20	PASS
			NV	0	40000.00	7.722008	20	PASS
			NV	10	20000.00	3.861004	20	PASS
			NV	20	20000.00	3.861004	20	PASS
			NV	30	40000.00	7.722008	20	PASS
			NV	40	40000.00	7.722008	20	PASS
			NV	50	20000.00	3.861004	20	PASS
	Ant1	5200	NV	-30	40000.00	7.692308	20	PASS
			NV	-20	20000.00	3.846154	20	PASS
			NV	-10	20000.00	3.846154	20	PASS
			NV	0	20000.00	3.846154	20	PASS
			NV	10	20000.00	3.846154	20	PASS
			NV	20	20000.00	3.846154	20	PASS
			NV	30	20000.00	3.846154	20	PASS
			NV	40	20000.00	3.846154	20	PASS
			NV	50	20000.00	3.846154	20	PASS
	Ant2	5200	NV	-30	40000.00	7.692308	20	PASS
			NV	-20	20000.00	3.846154	20	PASS
			NV	-10	40000.00	7.692308	20	PASS
			NV	0	40000.00	7.692308	20	PASS
			NV	10	40000.00	7.692308	20	PASS
			NV	20	40000.00	7.692308	20	PASS
			NV	30	40000.00	7.692308	20	PASS
			NV	40	20000.00	3.846154	20	PASS
			NV	50	40000.00	7.692308	20	PASS
	Ant1	5240	NV	-30	20000.00	3.816794	20	PASS
			NV	-20	40000.00	7.633588	20	PASS
			NV	-10	20000.00	3.816794	20	PASS

			NV	0	20000.00	3.816794	20	PASS
			NV	10	20000.00	3.816794	20	PASS
			NV	20	40000.00	7.633588	20	PASS
			NV	30	20000.00	3.816794	20	PASS
			NV	40	40000.00	7.633588	20	PASS
			NV	50	40000.00	7.633588	20	PASS
	Ant2	5240	NV	-30	40000.00	7.633588	20	PASS
			NV	-20	40000.00	7.633588	20	PASS
			NV	-10	20000.00	3.816794	20	PASS
			NV	0	20000.00	3.816794	20	PASS
			NV	10	60000.00	11.450382	20	PASS
			NV	20	40000.00	7.633588	20	PASS
			NV	30	60000.00	11.450382	20	PASS
			NV	40	20000.00	3.816794	20	PASS
			NV	50	40000.00	7.633588	20	PASS
	Ant1	5260	NV	-30	20000.00	3.802281	20	PASS
			NV	-20	40000.00	7.604563	20	PASS
			NV	-10	20000.00	3.802281	20	PASS
			NV	0	40000.00	7.604563	20	PASS
			NV	10	20000.00	3.802281	20	PASS
			NV	20	20000.00	3.802281	20	PASS
			NV	30	20000.00	3.802281	20	PASS
			NV	40	20000.00	3.802281	20	PASS
			NV	50	20000.00	3.802281	20	PASS
	Ant2	5260	NV	-30	20000.00	3.802281	20	PASS
			NV	-20	20000.00	3.802281	20	PASS
			NV	-10	20000.00	3.802281	20	PASS
			NV	0	40000.00	7.604563	20	PASS
			NV	10	40000.00	7.604563	20	PASS
			NV	20	20000.00	3.802281	20	PASS
			NV	30	20000.00	3.802281	20	PASS
			NV	40	20000.00	3.802281	20	PASS
			NV	50	40000.00	7.604563	20	PASS
	Ant1	5280	NV	-30	40000.00	7.575758	20	PASS
			NV	-20	40000.00	7.575758	20	PASS
			NV	-10	40000.00	7.575758	20	PASS
			NV	0	20000.00	3.787879	20	PASS
			NV	10	20000.00	3.787879	20	PASS
			NV	20	20000.00	3.787879	20	PASS
			NV	30	20000.00	3.787879	20	PASS
			NV	40	40000.00	7.575758	20	PASS
			NV	50	20000.00	3.787879	20	PASS
	Ant2	5280	NV	-30	40000.00	7.575758	20	PASS
			NV	-20	40000.00	7.575758	20	PASS
			NV	-10	40000.00	7.575758	20	PASS
			NV	0	40000.00	7.575758	20	PASS
			NV	10	40000.00	7.575758	20	PASS
			NV	20	40000.00	7.575758	20	PASS
			NV	30	40000.00	7.575758	20	PASS

			NV	40	40000.00	7.575758	20	PASS
			NV	50	40000.00	7.575758	20	PASS
	Ant1	5320	NV	-30	40000.00	7.518797	20	PASS
			NV	-20	20000.00	3.759398	20	PASS
			NV	-10	40000.00	7.518797	20	PASS
			NV	0	40000.00	7.518797	20	PASS
			NV	10	20000.00	3.759398	20	PASS
			NV	20	20000.00	3.759398	20	PASS
			NV	30	20000.00	3.759398	20	PASS
			NV	40	20000.00	3.759398	20	PASS
			NV	50	20000.00	3.759398	20	PASS
	Ant2	5320	NV	-30	20000.00	3.759398	20	PASS
			NV	-20	20000.00	3.759398	20	PASS
			NV	-10	60000.00	11.278195	20	PASS
			NV	0	40000.00	7.518797	20	PASS
			NV	10	40000.00	7.518797	20	PASS
			NV	20	40000.00	7.518797	20	PASS
			NV	30	20000.00	3.759398	20	PASS
			NV	40	40000.00	7.518797	20	PASS
			NV	50	20000.00	3.759398	20	PASS
	Ant1	5500	NV	-30	40000.00	7.272727	20	PASS
			NV	-20	40000.00	7.272727	20	PASS
			NV	-10	20000.00	3.636364	20	PASS
			NV	0	20000.00	3.636364	20	PASS
			NV	10	20000.00	3.636364	20	PASS
			NV	20	20000.00	3.636364	20	PASS
			NV	30	20000.00	3.636364	20	PASS
			NV	40	20000.00	3.636364	20	PASS
			NV	50	40000.00	7.272727	20	PASS
	Ant2	5500	NV	-30	20000.00	3.636364	20	PASS
			NV	-20	40000.00	7.272727	20	PASS
			NV	-10	60000.00	10.909091	20	PASS
			NV	0	40000.00	7.272727	20	PASS
			NV	10	40000.00	7.272727	20	PASS
			NV	20	40000.00	7.272727	20	PASS
			NV	30	40000.00	7.272727	20	PASS
			NV	40	40000.00	7.272727	20	PASS
			NV	50	40000.00	7.272727	20	PASS
	Ant1	5580	NV	-30	40000.00	7.168459	20	PASS
			NV	-20	20000.00	3.584229	20	PASS
			NV	-10	20000.00	3.584229	20	PASS
			NV	0	20000.00	3.584229	20	PASS
			NV	10	20000.00	3.584229	20	PASS
			NV	20	20000.00	3.584229	20	PASS
			NV	30	40000.00	7.168459	20	PASS
			NV	40	20000.00	3.584229	20	PASS
			NV	50	20000.00	3.584229	20	PASS
	Ant2	5580	NV	-30	40000.00	7.168459	20	PASS
			NV	-20	40000.00	7.168459	20	PASS

			NV	-10	40000.00	7.168459	20	PASS
			NV	0	20000.00	3.584229	20	PASS
			NV	10	40000.00	7.168459	20	PASS
			NV	20	40000.00	7.168459	20	PASS
			NV	30	40000.00	7.168459	20	PASS
			NV	40	40000.00	7.168459	20	PASS
			NV	50	40000.00	7.168459	20	PASS
	Ant1	5700	NV	-30	20000.00	3.508772	20	PASS
			NV	-20	40000.00	7.017544	20	PASS
			NV	-10	20000.00	3.508772	20	PASS
			NV	0	20000.00	3.508772	20	PASS
			NV	10	40000.00	7.017544	20	PASS
			NV	20	40000.00	7.017544	20	PASS
			NV	30	20000.00	3.508772	20	PASS
			NV	40	20000.00	3.508772	20	PASS
			NV	50	20000.00	3.508772	20	PASS
	Ant2	5700	NV	-30	40000.00	7.017544	20	PASS
			NV	-20	20000.00	3.508772	20	PASS
			NV	-10	20000.00	3.508772	20	PASS
			NV	0	40000.00	7.017544	20	PASS
			NV	10	20000.00	3.508772	20	PASS
			NV	20	20000.00	3.508772	20	PASS
			NV	30	40000.00	7.017544	20	PASS
			NV	40	20000.00	3.508772	20	PASS
			NV	50	40000.00	7.017544	20	PASS
	Ant1	5745	NV	-30	40000.00	6.962576	20	PASS
			NV	-20	40000.00	6.962576	20	PASS
			NV	-10	40000.00	6.962576	20	PASS
			NV	0	20000.00	3.481288	20	PASS
			NV	10	40000.00	6.962576	20	PASS
			NV	20	40000.00	6.962576	20	PASS
			NV	30	40000.00	6.962576	20	PASS
			NV	40	20000.00	3.481288	20	PASS
			NV	50	40000.00	6.962576	20	PASS
	Ant2	5745	NV	-30	40000.00	6.962576	20	PASS
			NV	-20	20000.00	3.481288	20	PASS
			NV	-10	40000.00	6.962576	20	PASS
			NV	0	20000.00	3.481288	20	PASS
			NV	10	40000.00	6.962576	20	PASS
			NV	20	40000.00	6.962576	20	PASS
			NV	30	20000.00	3.481288	20	PASS
			NV	40	20000.00	3.481288	20	PASS
			NV	50	40000.00	6.962576	20	PASS
	Ant1	5785	NV	-30	20000.00	3.457217	20	PASS
			NV	-20	20000.00	3.457217	20	PASS
			NV	-10	20000.00	3.457217	20	PASS
			NV	0	20000.00	3.457217	20	PASS
			NV	10	20000.00	3.457217	20	PASS
			NV	20	40000.00	6.914434	20	PASS
			NV	30	20000.00	3.457217	20	PASS
			NV	40	40000.00	6.914434	20	PASS

			NV	50	40000.00	6.914434	20	PASS
	Ant2	5785	NV	-30	60000.00	10.371651	20	PASS
			NV	-20	40000.00	6.914434	20	PASS
			NV	-10	20000.00	3.457217	20	PASS
			NV	0	20000.00	3.457217	20	PASS
			NV	10	20000.00	3.457217	20	PASS
			NV	20	20000.00	3.457217	20	PASS
			NV	30	40000.00	6.914434	20	PASS
			NV	40	20000.00	3.457217	20	PASS
			NV	50	40000.00	6.914434	20	PASS
	Ant1	5825	NV	-30	20000.00	3.433476	20	PASS
			NV	-20	40000.00	6.866953	20	PASS
			NV	-10	20000.00	3.433476	20	PASS
			NV	0	20000.00	3.433476	20	PASS
			NV	10	20000.00	3.433476	20	PASS
			NV	20	40000.00	6.866953	20	PASS
			NV	30	40000.00	6.866953	20	PASS
			NV	40	20000.00	3.433476	20	PASS
			NV	50	20000.00	3.433476	20	PASS
	Ant2	5825	NV	-30	20000.00	3.433476	20	PASS
			NV	-20	40000.00	6.866953	20	PASS
			NV	-10	40000.00	6.866953	20	PASS
			NV	0	40000.00	6.866953	20	PASS
			NV	10	40000.00	6.866953	20	PASS
			NV	20	20000.00	3.433476	20	PASS
			NV	30	40000.00	6.866953	20	PASS
			NV	40	20000.00	3.433476	20	PASS
			NV	50	20000.00	3.433476	20	PASS
11N20MIMO	Ant1	5180	NV	-30	20000.00	3.861004	20	PASS
			NV	-20	20000.00	3.861004	20	PASS
			NV	-10	20000.00	3.861004	20	PASS
			NV	0	20000.00	3.861004	20	PASS
			NV	10	60000.00	11.583012	20	PASS
			NV	20	40000.00	7.722008	20	PASS
			NV	30	20000.00	3.861004	20	PASS
			NV	40	40000.00	7.722008	20	PASS
			NV	50	20000.00	3.861004	20	PASS
	Ant2	5180	NV	-30	0.00	0.000000	20	PASS
			NV	-20	20000.00	3.861004	20	PASS
			NV	-10	20000.00	3.861004	20	PASS
			NV	0	20000.00	3.861004	20	PASS
			NV	10	20000.00	3.861004	20	PASS
			NV	20	0.00	0.000000	20	PASS
			NV	30	20000.00	3.861004	20	PASS
			NV	40	20000.00	3.861004	20	PASS
			NV	50	20000.00	3.861004	20	PASS
	Ant1	5200	NV	-30	20000.00	3.846154	20	PASS
			NV	-20	20000.00	3.846154	20	PASS
			NV	-10	40000.00	7.692308	20	PASS

			NV	0	40000.00	7.692308	20	PASS
			NV	10	20000.00	3.846154	20	PASS
			NV	20	20000.00	3.846154	20	PASS
			NV	30	20000.00	3.846154	20	PASS
			NV	40	40000.00	7.692308	20	PASS
			NV	50	20000.00	3.846154	20	PASS
	Ant2	5200	NV	-30	40000.00	7.692308	20	PASS
			NV	-20	0.00	0.000000	20	PASS
			NV	-10	20000.00	3.846154	20	PASS
			NV	0	20000.00	3.846154	20	PASS
			NV	10	40000.00	7.692308	20	PASS
			NV	20	20000.00	3.846154	20	PASS
			NV	30	0.00	0.000000	20	PASS
			NV	40	40000.00	7.692308	20	PASS
			NV	50	40000.00	7.692308	20	PASS
	Ant1	5240	NV	-30	20000.00	3.816794	20	PASS
			NV	-20	40000.00	7.633588	20	PASS
			NV	-10	20000.00	3.816794	20	PASS
			NV	0	20000.00	3.816794	20	PASS
			NV	10	20000.00	3.816794	20	PASS
			NV	20	40000.00	7.633588	20	PASS
			NV	30	20000.00	3.816794	20	PASS
			NV	40	40000.00	7.633588	20	PASS
			NV	50	40000.00	7.633588	20	PASS
	Ant2	5240	NV	-30	40000.00	7.633588	20	PASS
			NV	-20	40000.00	7.633588	20	PASS
			NV	-10	40000.00	7.633588	20	PASS
			NV	0	20000.00	3.816794	20	PASS
			NV	10	20000.00	3.816794	20	PASS
			NV	20	40000.00	7.633588	20	PASS
			NV	30	40000.00	7.633588	20	PASS
			NV	40	20000.00	3.816794	20	PASS
			NV	50	40000.00	7.633588	20	PASS
	Ant1	5260	NV	-30	40000.00	7.604563	20	PASS
			NV	-20	20000.00	3.802281	20	PASS
			NV	-10	20000.00	3.802281	20	PASS
			NV	0	40000.00	7.604563	20	PASS
			NV	10	20000.00	3.802281	20	PASS
			NV	20	20000.00	3.802281	20	PASS
			NV	30	40000.00	7.604563	20	PASS
			NV	40	40000.00	7.604563	20	PASS
			NV	50	40000.00	7.604563	20	PASS
	Ant2	5260	NV	-30	20000.00	3.802281	20	PASS
			NV	-20	40000.00	7.604563	20	PASS
			NV	-10	20000.00	3.802281	20	PASS
			NV	0	40000.00	7.604563	20	PASS
			NV	10	40000.00	7.604563	20	PASS
			NV	20	20000.00	3.802281	20	PASS
			NV	30	20000.00	3.802281	20	PASS
			NV	40	40000.00	7.604563	20	PASS
			NV	50	20000.00	3.802281	20	PASS

	Ant1	5280	NV	-30	20000.00	3.787879	20	PASS
			NV	-20	40000.00	7.575758	20	PASS
			NV	-10	40000.00	7.575758	20	PASS
			NV	0	20000.00	3.787879	20	PASS
			NV	10	20000.00	3.787879	20	PASS
			NV	20	40000.00	7.575758	20	PASS
			NV	30	40000.00	7.575758	20	PASS
			NV	40	20000.00	3.787879	20	PASS
			NV	50	20000.00	3.787879	20	PASS
	Ant2	5280	NV	-30	20000.00	3.787879	20	PASS
			NV	-20	20000.00	3.787879	20	PASS
			NV	-10	40000.00	7.575758	20	PASS
			NV	0	40000.00	7.575758	20	PASS
			NV	10	20000.00	3.787879	20	PASS
			NV	20	20000.00	3.787879	20	PASS
			NV	30	40000.00	7.575758	20	PASS
			NV	40	20000.00	3.787879	20	PASS
			NV	50	40000.00	7.575758	20	PASS
	Ant1	5320	NV	-30	40000.00	7.518797	20	PASS
			NV	-20	20000.00	3.759398	20	PASS
			NV	-10	20000.00	3.759398	20	PASS
			NV	0	40000.00	7.518797	20	PASS
			NV	10	20000.00	3.759398	20	PASS
			NV	20	40000.00	7.518797	20	PASS
			NV	30	20000.00	3.759398	20	PASS
			NV	40	0.00	0.000000	20	PASS
			NV	50	20000.00	3.759398	20	PASS
	Ant2	5320	NV	-30	40000.00	7.518797	20	PASS
			NV	-20	20000.00	3.759398	20	PASS
			NV	-10	20000.00	3.759398	20	PASS
			NV	0	20000.00	3.759398	20	PASS
			NV	10	40000.00	7.518797	20	PASS
			NV	20	20000.00	3.759398	20	PASS
			NV	30	20000.00	3.759398	20	PASS
			NV	40	20000.00	3.759398	20	PASS
			NV	50	20000.00	3.759398	20	PASS
	Ant1	5500	NV	-30	20000.00	3.636364	20	PASS
			NV	-20	40000.00	7.272727	20	PASS
			NV	-10	20000.00	3.636364	20	PASS
			NV	0	40000.00	7.272727	20	PASS
			NV	10	20000.00	3.636364	20	PASS
			NV	20	40000.00	7.272727	20	PASS
			NV	30	20000.00	3.636364	20	PASS
			NV	40	40000.00	7.272727	20	PASS
			NV	50	20000.00	3.636364	20	PASS
	Ant2	5500	NV	-30	40000.00	7.272727	20	PASS
			NV	-20	40000.00	7.272727	20	PASS
			NV	-10	40000.00	7.272727	20	PASS
			NV	0	20000.00	3.636364	20	PASS
			NV	10	20000.00	3.636364	20	PASS
			NV	20	20000.00	3.636364	20	PASS

			NV	30	20000.00	3.636364	20	PASS
			NV	40	40000.00	7.272727	20	PASS
			NV	50	40000.00	7.272727	20	PASS
	Ant1	5580	NV	-30	20000.00	3.584229	20	PASS
			NV	-20	20000.00	3.584229	20	PASS
			NV	-10	20000.00	3.584229	20	PASS
			NV	0	20000.00	3.584229	20	PASS
			NV	10	40000.00	7.168459	20	PASS
			NV	20	40000.00	7.168459	20	PASS
			NV	30	40000.00	7.168459	20	PASS
			NV	40	20000.00	3.584229	20	PASS
			NV	50	20000.00	3.584229	20	PASS
	Ant2	5580	NV	-30	20000.00	3.584229	20	PASS
			NV	-20	20000.00	3.584229	20	PASS
			NV	-10	20000.00	3.584229	20	PASS
			NV	0	20000.00	3.584229	20	PASS
			NV	10	40000.00	7.168459	20	PASS
			NV	20	20000.00	3.584229	20	PASS
			NV	30	20000.00	3.584229	20	PASS
			NV	40	20000.00	3.584229	20	PASS
			NV	50	20000.00	3.584229	20	PASS
	Ant1	5700	NV	-30	20000.00	3.508772	20	PASS
			NV	-20	40000.00	7.017544	20	PASS
			NV	-10	20000.00	3.508772	20	PASS
			NV	0	20000.00	3.508772	20	PASS
			NV	10	40000.00	7.017544	20	PASS
			NV	20	20000.00	3.508772	20	PASS
			NV	30	20000.00	3.508772	20	PASS
			NV	40	40000.00	7.017544	20	PASS
			NV	50	20000.00	3.508772	20	PASS
	Ant2	5700	NV	-30	20000.00	3.508772	20	PASS
			NV	-20	20000.00	3.508772	20	PASS
			NV	-10	20000.00	3.508772	20	PASS
			NV	0	20000.00	3.508772	20	PASS
			NV	10	20000.00	3.508772	20	PASS
			NV	20	20000.00	3.508772	20	PASS
			NV	30	40000.00	7.017544	20	PASS
			NV	40	20000.00	3.508772	20	PASS
			NV	50	20000.00	3.508772	20	PASS
	Ant1	5745	NV	-30	40000.00	6.962576	20	PASS
			NV	-20	20000.00	3.481288	20	PASS
			NV	-10	20000.00	3.481288	20	PASS
			NV	0	20000.00	3.481288	20	PASS
			NV	10	20000.00	3.481288	20	PASS
			NV	20	20000.00	3.481288	20	PASS
			NV	30	20000.00	3.481288	20	PASS
			NV	40	20000.00	3.481288	20	PASS
			NV	50	40000.00	6.962576	20	PASS
	Ant2	5745	NV	-30	40000.00	6.962576	20	PASS
			NV	-20	20000.00	3.481288	20	PASS
			NV	-10	20000.00	3.481288	20	PASS

			NV	0	20000.00	3.481288	20	PASS
			NV	10	40000.00	6.962576	20	PASS
			NV	20	20000.00	3.481288	20	PASS
			NV	30	20000.00	3.481288	20	PASS
			NV	40	20000.00	3.481288	20	PASS
			NV	50	20000.00	3.481288	20	PASS
	Ant1	5785	NV	-30	20000.00	3.457217	20	PASS
			NV	-20	20000.00	3.457217	20	PASS
			NV	-10	40000.00	6.914434	20	PASS
			NV	0	20000.00	3.457217	20	PASS
			NV	10	20000.00	3.457217	20	PASS
			NV	20	20000.00	3.457217	20	PASS
			NV	30	20000.00	3.457217	20	PASS
			NV	40	20000.00	3.457217	20	PASS
			NV	50	40000.00	6.914434	20	PASS
	Ant2	5785	NV	-30	40000.00	6.914434	20	PASS
			NV	-20	40000.00	6.914434	20	PASS
			NV	-10	20000.00	3.457217	20	PASS
			NV	0	20000.00	3.457217	20	PASS
			NV	10	40000.00	6.914434	20	PASS
			NV	20	20000.00	3.457217	20	PASS
			NV	30	40000.00	6.914434	20	PASS
			NV	40	40000.00	6.914434	20	PASS
			NV	50	20000.00	3.457217	20	PASS
	Ant1	5825	NV	-30	20000.00	3.433476	20	PASS
			NV	-20	20000.00	3.433476	20	PASS
			NV	-10	20000.00	3.433476	20	PASS
			NV	0	20000.00	3.433476	20	PASS
			NV	10	20000.00	3.433476	20	PASS
			NV	20	20000.00	3.433476	20	PASS
			NV	30	20000.00	3.433476	20	PASS
			NV	40	20000.00	3.433476	20	PASS
			NV	50	20000.00	3.433476	20	PASS
	Ant2	5825	NV	-30	40000.00	6.866953	20	PASS
			NV	-20	20000.00	3.433476	20	PASS
			NV	-10	40000.00	6.866953	20	PASS
			NV	0	20000.00	3.433476	20	PASS
			NV	10	20000.00	3.433476	20	PASS
			NV	20	20000.00	3.433476	20	PASS
			NV	30	20000.00	3.433476	20	PASS
			NV	40	20000.00	3.433476	20	PASS
			NV	50	20000.00	3.433476	20	PASS
11N40MIMO	Ant1	5190	NV	-30	40000.00	7.707129	20	PASS
			NV	-20	40000.00	7.707129	20	PASS
			NV	-10	40000.00	7.707129	20	PASS
			NV	0	40000.00	7.707129	20	PASS
			NV	10	40000.00	7.707129	20	PASS
			NV	20	40000.00	7.707129	20	PASS
			NV	30	40000.00	7.707129	20	PASS
			NV	40	40000.00	7.707129	20	PASS
			NV	50	0.00	0.000000	20	PASS

	Ant2	5190	NV	-30	40000.00	7.707129	20	PASS
			NV	-20	40000.00	7.707129	20	PASS
			NV	-10	40000.00	7.707129	20	PASS
			NV	0	40000.00	7.707129	20	PASS
			NV	10	40000.00	7.707129	20	PASS
			NV	20	40000.00	7.707129	20	PASS
			NV	30	40000.00	7.707129	20	PASS
			NV	40	40000.00	7.707129	20	PASS
			NV	50	40000.00	7.707129	20	PASS
	Ant1	5230	NV	-30	0.00	0.000000	20	PASS
			NV	-20	40000.00	7.648184	20	PASS
			NV	-10	0.00	0.000000	20	PASS
			NV	0	40000.00	7.648184	20	PASS
			NV	10	40000.00	7.648184	20	PASS
			NV	20	40000.00	7.648184	20	PASS
			NV	30	40000.00	7.648184	20	PASS
			NV	40	40000.00	7.648184	20	PASS
			NV	50	40000.00	7.648184	20	PASS
	Ant2	5230	NV	-30	40000.00	7.648184	20	PASS
			NV	-20	40000.00	7.648184	20	PASS
			NV	-10	40000.00	7.648184	20	PASS
			NV	0	40000.00	7.648184	20	PASS
			NV	10	40000.00	7.648184	20	PASS
			NV	20	40000.00	7.648184	20	PASS
			NV	30	0.00	0.000000	20	PASS
			NV	40	40000.00	7.648184	20	PASS
			NV	50	40000.00	7.648184	20	PASS
	Ant1	5270	NV	-30	40000.00	7.590133	20	PASS
			NV	-20	40000.00	7.590133	20	PASS
			NV	-10	40000.00	7.590133	20	PASS
			NV	0	40000.00	7.590133	20	PASS
			NV	10	40000.00	7.590133	20	PASS
			NV	20	40000.00	7.590133	20	PASS
			NV	30	40000.00	7.590133	20	PASS
			NV	40	40000.00	7.590133	20	PASS
			NV	50	40000.00	7.590133	20	PASS
	Ant2	5270	NV	-30	40000.00	7.590133	20	PASS
			NV	-20	40000.00	7.590133	20	PASS
			NV	-10	40000.00	7.590133	20	PASS
			NV	0	0.00	0.000000	20	PASS
			NV	10	40000.00	7.590133	20	PASS
			NV	20	40000.00	7.590133	20	PASS
			NV	30	40000.00	7.590133	20	PASS
			NV	40	0.00	0.000000	20	PASS
			NV	50	0.00	0.000000	20	PASS
	Ant1	5310	NV	-30	40000.00	7.532957	20	PASS
			NV	-20	40000.00	7.532957	20	PASS
			NV	-10	40000.00	7.532957	20	PASS
			NV	0	40000.00	7.532957	20	PASS
			NV	10	40000.00	7.532957	20	PASS
			NV	20	40000.00	7.532957	20	PASS

			NV	30	40000.00	7.532957	20	PASS
			NV	40	40000.00	7.532957	20	PASS
			NV	50	40000.00	7.532957	20	PASS
	Ant2	5310	NV	-30	40000.00	7.532957	20	PASS
			NV	-20	40000.00	7.532957	20	PASS
			NV	-10	40000.00	7.532957	20	PASS
			NV	0	40000.00	7.532957	20	PASS
			NV	10	40000.00	7.532957	20	PASS
			NV	20	40000.00	7.532957	20	PASS
			NV	30	40000.00	7.532957	20	PASS
			NV	40	40000.00	7.532957	20	PASS
			NV	50	40000.00	7.532957	20	PASS
	Ant1	5510	NV	-30	40000.00	7.259528	20	PASS
			NV	-20	40000.00	7.259528	20	PASS
			NV	-10	40000.00	7.259528	20	PASS
			NV	0	40000.00	7.259528	20	PASS
			NV	10	40000.00	7.259528	20	PASS
			NV	20	40000.00	7.259528	20	PASS
			NV	30	40000.00	7.259528	20	PASS
			NV	40	40000.00	7.259528	20	PASS
			NV	50	40000.00	7.259528	20	PASS
	Ant2	5510	NV	-30	40000.00	7.259528	20	PASS
			NV	-20	40000.00	7.259528	20	PASS
			NV	-10	40000.00	7.259528	20	PASS
			NV	0	40000.00	7.259528	20	PASS
			NV	10	40000.00	7.259528	20	PASS
			NV	20	40000.00	7.259528	20	PASS
			NV	30	40000.00	7.259528	20	PASS
			NV	40	40000.00	7.259528	20	PASS
			NV	50	40000.00	7.259528	20	PASS
	Ant1	5550	NV	-30	40000.00	7.207207	20	PASS
			NV	-20	40000.00	7.207207	20	PASS
			NV	-10	40000.00	7.207207	20	PASS
			NV	0	40000.00	7.207207	20	PASS
			NV	10	40000.00	7.207207	20	PASS
			NV	20	40000.00	7.207207	20	PASS
			NV	30	40000.00	7.207207	20	PASS
			NV	40	40000.00	7.207207	20	PASS
			NV	50	40000.00	7.207207	20	PASS
	Ant2	5550	NV	-30	40000.00	7.207207	20	PASS
			NV	-20	40000.00	7.207207	20	PASS
			NV	-10	40000.00	7.207207	20	PASS
			NV	0	40000.00	7.207207	20	PASS
			NV	10	40000.00	7.207207	20	PASS
			NV	20	40000.00	7.207207	20	PASS
			NV	30	40000.00	7.207207	20	PASS
			NV	40	40000.00	7.207207	20	PASS
			NV	50	40000.00	7.207207	20	PASS
	Ant1	5670	NV	-30	40000.00	7.054674	20	PASS
			NV	-20	40000.00	7.054674	20	PASS
			NV	-10	40000.00	7.054674	20	PASS

			NV	0	40000.00	7.054674	20	PASS
			NV	10	40000.00	7.054674	20	PASS
			NV	20	40000.00	7.054674	20	PASS
			NV	30	40000.00	7.054674	20	PASS
			NV	40	40000.00	7.054674	20	PASS
			NV	50	40000.00	7.054674	20	PASS
	Ant2	5670	NV	-30	40000.00	7.054674	20	PASS
			NV	-20	40000.00	7.054674	20	PASS
			NV	-10	40000.00	7.054674	20	PASS
			NV	0	40000.00	7.054674	20	PASS
			NV	10	40000.00	7.054674	20	PASS
			NV	20	40000.00	7.054674	20	PASS
			NV	30	40000.00	7.054674	20	PASS
			NV	40	40000.00	7.054674	20	PASS
			NV	50	40000.00	7.054674	20	PASS
	Ant1	5755	NV	-30	40000.00	6.950478	20	PASS
			NV	-20	40000.00	6.950478	20	PASS
			NV	-10	40000.00	6.950478	20	PASS
			NV	0	40000.00	6.950478	20	PASS
			NV	10	40000.00	6.950478	20	PASS
			NV	20	40000.00	6.950478	20	PASS
			NV	30	40000.00	6.950478	20	PASS
			NV	40	40000.00	6.950478	20	PASS
			NV	50	40000.00	6.950478	20	PASS
	Ant2	5755	NV	-30	40000.00	6.950478	20	PASS
			NV	-20	40000.00	6.950478	20	PASS
			NV	-10	40000.00	6.950478	20	PASS
			NV	0	40000.00	6.950478	20	PASS
			NV	10	40000.00	6.950478	20	PASS
			NV	20	40000.00	6.950478	20	PASS
			NV	30	40000.00	6.950478	20	PASS
			NV	40	40000.00	6.950478	20	PASS
			NV	50	40000.00	6.950478	20	PASS
	Ant1	5795	NV	-30	40000.00	6.902502	20	PASS
			NV	-20	40000.00	6.902502	20	PASS
			NV	-10	40000.00	6.902502	20	PASS
			NV	0	40000.00	6.902502	20	PASS
			NV	10	40000.00	6.902502	20	PASS
			NV	20	40000.00	6.902502	20	PASS
			NV	30	40000.00	6.902502	20	PASS
			NV	40	40000.00	6.902502	20	PASS
			NV	50	40000.00	6.902502	20	PASS
	Ant2	5795	NV	-30	40000.00	6.902502	20	PASS
			NV	-20	40000.00	6.902502	20	PASS
			NV	-10	40000.00	6.902502	20	PASS
			NV	0	40000.00	6.902502	20	PASS
			NV	10	40000.00	6.902502	20	PASS
			NV	20	0.00	0.000000	20	PASS
			NV	30	40000.00	6.902502	20	PASS
			NV	40	40000.00	6.902502	20	PASS
			NV	50	40000.00	6.902502	20	PASS

Temperature								
Test Mode	Antenna	Frequency[MHz]	Voltage [Vdc]	Temperature (℃)	Deviation (Hz)	Deviation (ppm)	Limit (ppm)	Verdict
11AX20 MIMO	Ant1	5180	NV	-30	20000.00	3.861004	20	PASS
			NV	-20	20000.00	3.861004	20	PASS
			NV	-10	20000.00	3.861004	20	PASS
			NV	0	20000.00	3.861004	20	PASS
			NV	10	20000.00	3.861004	20	PASS
			NV	20	20000.00	3.861004	20	PASS
			NV	30	20000.00	3.861004	20	PASS
			NV	40	20000.00	3.861004	20	PASS
			NV	50	20000.00	3.861004	20	PASS
	Ant2	5180	NV	-30	20000.00	3.861004	20	PASS
			NV	-20	20000.00	3.861004	20	PASS
			NV	-10	20000.00	3.861004	20	PASS
			NV	0	20000.00	3.861004	20	PASS
			NV	10	20000.00	3.861004	20	PASS
			NV	20	20000.00	3.861004	20	PASS
			NV	30	20000.00	3.861004	20	PASS
			NV	40	20000.00	3.861004	20	PASS
			NV	50	20000.00	3.861004	20	PASS
	Ant1	5200	NV	-30	20000.00	3.846154	20	PASS
			NV	-20	20000.00	3.846154	20	PASS
			NV	-10	20000.00	3.846154	20	PASS
			NV	0	20000.00	3.846154	20	PASS
			NV	10	20000.00	3.846154	20	PASS
			NV	20	20000.00	3.846154	20	PASS
			NV	30	20000.00	3.846154	20	PASS
			NV	40	20000.00	3.846154	20	PASS
			NV	50	20000.00	3.846154	20	PASS
	Ant2	5200	NV	-30	20000.00	3.846154	20	PASS
			NV	-20	20000.00	3.846154	20	PASS
			NV	-10	20000.00	3.846154	20	PASS
			NV	0	20000.00	3.846154	20	PASS
			NV	10	20000.00	3.846154	20	PASS
			NV	20	20000.00	3.846154	20	PASS
			NV	30	20000.00	3.846154	20	PASS
			NV	40	20000.00	3.846154	20	PASS
			NV	50	20000.00	3.846154	20	PASS
	Ant1	5240	NV	-30	20000.00	3.816794	20	PASS
			NV	-20	20000.00	3.816794	20	PASS
			NV	-10	20000.00	3.816794	20	PASS
			NV	0	20000.00	3.816794	20	PASS
			NV	10	20000.00	3.816794	20	PASS
			NV	20	20000.00	3.816794	20	PASS
			NV	30	20000.00	3.816794	20	PASS
			NV	40	20000.00	3.816794	20	PASS
			NV	50	20000.00	3.816794	20	PASS
	Ant2	5240	NV	-30	20000.00	3.816794	20	PASS
			NV	-20	20000.00	3.816794	20	PASS

			NV	-10	20000.00	3.816794	20	PASS
			NV	0	20000.00	3.816794	20	PASS
			NV	10	20000.00	3.816794	20	PASS
			NV	20	20000.00	3.816794	20	PASS
			NV	30	20000.00	3.816794	20	PASS
			NV	40	20000.00	3.816794	20	PASS
			NV	50	20000.00	3.816794	20	PASS
	Ant1	5260	NV	-30	20000.00	3.802281	20	PASS
			NV	-20	20000.00	3.802281	20	PASS
			NV	-10	20000.00	3.802281	20	PASS
			NV	0	20000.00	3.802281	20	PASS
			NV	10	20000.00	3.802281	20	PASS
			NV	20	20000.00	3.802281	20	PASS
			NV	30	20000.00	3.802281	20	PASS
			NV	40	20000.00	3.802281	20	PASS
			NV	50	20000.00	3.802281	20	PASS
	Ant2	5260	NV	-30	20000.00	3.802281	20	PASS
			NV	-20	20000.00	3.802281	20	PASS
			NV	-10	20000.00	3.802281	20	PASS
			NV	0	20000.00	3.802281	20	PASS
			NV	10	20000.00	3.802281	20	PASS
			NV	20	20000.00	3.802281	20	PASS
			NV	30	20000.00	3.802281	20	PASS
			NV	40	20000.00	3.802281	20	PASS
			NV	50	20000.00	3.802281	20	PASS
	Ant1	5280	NV	-30	20000.00	3.787879	20	PASS
			NV	-20	20000.00	3.787879	20	PASS
			NV	-10	20000.00	3.787879	20	PASS
			NV	0	20000.00	3.787879	20	PASS
			NV	10	20000.00	3.787879	20	PASS
			NV	20	20000.00	3.787879	20	PASS
			NV	30	20000.00	3.787879	20	PASS
			NV	40	20000.00	3.787879	20	PASS
			NV	50	20000.00	3.787879	20	PASS
	Ant2	5280	NV	-30	20000.00	3.787879	20	PASS
			NV	-20	20000.00	3.787879	20	PASS
			NV	-10	20000.00	3.787879	20	PASS
			NV	0	20000.00	3.787879	20	PASS
			NV	10	20000.00	3.787879	20	PASS
			NV	20	20000.00	3.787879	20	PASS
			NV	30	20000.00	3.787879	20	PASS
			NV	40	20000.00	3.787879	20	PASS
			NV	50	20000.00	3.787879	20	PASS
	Ant1	5320	NV	-30	20000.00	3.759398	20	PASS
			NV	-20	20000.00	3.759398	20	PASS
			NV	-10	20000.00	3.759398	20	PASS
			NV	0	20000.00	3.759398	20	PASS
			NV	10	20000.00	3.759398	20	PASS
			NV	20	20000.00	3.759398	20	PASS
			NV	30	20000.00	3.759398	20	PASS
			NV	40	20000.00	3.759398	20	PASS

			NV	50	20000.00	3.759398	20	PASS
	Ant2	5320	NV	-30	20000.00	3.759398	20	PASS
			NV	-20	20000.00	3.759398	20	PASS
			NV	-10	20000.00	3.759398	20	PASS
			NV	0	20000.00	3.759398	20	PASS
			NV	10	20000.00	3.759398	20	PASS
			NV	20	20000.00	3.759398	20	PASS
			NV	30	20000.00	3.759398	20	PASS
			NV	40	20000.00	3.759398	20	PASS
			NV	50	20000.00	3.759398	20	PASS
	Ant1	5500	NV	-30	20000.00	3.636364	20	PASS
			NV	-20	20000.00	3.636364	20	PASS
			NV	-10	20000.00	3.636364	20	PASS
			NV	0	20000.00	3.636364	20	PASS
			NV	10	20000.00	3.636364	20	PASS
			NV	20	20000.00	3.636364	20	PASS
			NV	30	20000.00	3.636364	20	PASS
			NV	40	20000.00	3.636364	20	PASS
			NV	50	20000.00	3.636364	20	PASS
	Ant2	5500	NV	-30	20000.00	3.636364	20	PASS
			NV	-20	20000.00	3.636364	20	PASS
			NV	-10	20000.00	3.636364	20	PASS
			NV	0	20000.00	3.636364	20	PASS
			NV	10	20000.00	3.636364	20	PASS
			NV	20	20000.00	3.636364	20	PASS
			NV	30	20000.00	3.636364	20	PASS
			NV	40	20000.00	3.636364	20	PASS
			NV	50	20000.00	3.636364	20	PASS
	Ant1	5580	NV	-30	20000.00	3.584229	20	PASS
			NV	-20	20000.00	3.584229	20	PASS
			NV	-10	20000.00	3.584229	20	PASS
			NV	0	20000.00	3.584229	20	PASS
			NV	10	20000.00	3.584229	20	PASS
			NV	20	20000.00	3.584229	20	PASS
			NV	30	20000.00	3.584229	20	PASS
			NV	40	20000.00	3.584229	20	PASS
			NV	50	20000.00	3.584229	20	PASS
	Ant2	5580	NV	-30	20000.00	3.584229	20	PASS
			NV	-20	20000.00	3.584229	20	PASS
			NV	-10	20000.00	3.584229	20	PASS
			NV	0	20000.00	3.584229	20	PASS
			NV	10	20000.00	3.584229	20	PASS
			NV	20	20000.00	3.584229	20	PASS
			NV	30	20000.00	3.584229	20	PASS
			NV	40	20000.00	3.584229	20	PASS
			NV	50	20000.00	3.584229	20	PASS
	Ant1	5700	NV	-30	20000.00	3.508772	20	PASS
			NV	-20	20000.00	3.508772	20	PASS
			NV	-10	20000.00	3.508772	20	PASS
			NV	0	20000.00	3.508772	20	PASS
			NV	10	20000.00	3.508772	20	PASS

			NV	20	20000.00	3.508772	20	PASS
			NV	30	20000.00	3.508772	20	PASS
			NV	40	20000.00	3.508772	20	PASS
			NV	50	20000.00	3.508772	20	PASS
	Ant2	5700	NV	-30	20000.00	3.508772	20	PASS
			NV	-20	20000.00	3.508772	20	PASS
			NV	-10	20000.00	3.508772	20	PASS
			NV	0	20000.00	3.508772	20	PASS
			NV	10	20000.00	3.508772	20	PASS
			NV	20	20000.00	3.508772	20	PASS
			NV	30	20000.00	3.508772	20	PASS
			NV	40	20000.00	3.508772	20	PASS
			NV	50	20000.00	3.508772	20	PASS
	Ant1	5745	NV	-30	20000.00	3.481288	20	PASS
			NV	-20	20000.00	3.481288	20	PASS
			NV	-10	20000.00	3.481288	20	PASS
			NV	0	20000.00	3.481288	20	PASS
			NV	10	20000.00	3.481288	20	PASS
			NV	20	20000.00	3.481288	20	PASS
			NV	30	20000.00	3.481288	20	PASS
			NV	40	20000.00	3.481288	20	PASS
			NV	50	20000.00	3.481288	20	PASS
	Ant2	5745	NV	-30	20000.00	3.481288	20	PASS
			NV	-20	20000.00	3.481288	20	PASS
			NV	-10	20000.00	3.481288	20	PASS
			NV	0	20000.00	3.481288	20	PASS
			NV	10	20000.00	3.481288	20	PASS
			NV	20	20000.00	3.481288	20	PASS
			NV	30	20000.00	3.481288	20	PASS
			NV	40	20000.00	3.481288	20	PASS
			NV	50	20000.00	3.481288	20	PASS
	Ant1	5785	NV	-30	20000.00	3.457217	20	PASS
			NV	-20	20000.00	3.457217	20	PASS
			NV	-10	20000.00	3.457217	20	PASS
			NV	0	20000.00	3.457217	20	PASS
			NV	10	20000.00	3.457217	20	PASS
			NV	20	20000.00	3.457217	20	PASS
			NV	30	20000.00	3.457217	20	PASS
			NV	40	20000.00	3.457217	20	PASS
			NV	50	20000.00	3.457217	20	PASS
	Ant2	5785	NV	-30	20000.00	3.457217	20	PASS
			NV	-20	20000.00	3.457217	20	PASS
			NV	-10	20000.00	3.457217	20	PASS
			NV	0	20000.00	3.457217	20	PASS
			NV	10	20000.00	3.457217	20	PASS
			NV	20	20000.00	3.457217	20	PASS
			NV	30	20000.00	3.457217	20	PASS
			NV	40	20000.00	3.457217	20	PASS
			NV	50	20000.00	3.457217	20	PASS
	Ant1	5825	NV	-30	20000.00	3.433476	20	PASS
			NV	-20	20000.00	3.433476	20	PASS

			NV	-10	20000.00	3.433476	20	PASS
			NV	0	20000.00	3.433476	20	PASS
			NV	10	20000.00	3.433476	20	PASS
			NV	20	20000.00	3.433476	20	PASS
			NV	30	20000.00	3.433476	20	PASS
			NV	40	20000.00	3.433476	20	PASS
			NV	50	20000.00	3.433476	20	PASS
	Ant2	5825	NV	-30	20000.00	3.433476	20	PASS
			NV	-20	20000.00	3.433476	20	PASS
			NV	-10	20000.00	3.433476	20	PASS
			NV	0	20000.00	3.433476	20	PASS
			NV	10	20000.00	3.433476	20	PASS
			NV	20	20000.00	3.433476	20	PASS
			NV	30	20000.00	3.433476	20	PASS
			NV	40	20000.00	3.433476	20	PASS
			NV	50	20000.00	3.433476	20	PASS
11AX40 MIMO	Ant1	5190	NV	-30	0.00	0.000000	20	PASS
			NV	-20	0.00	0.000000	20	PASS
			NV	-10	0.00	0.000000	20	PASS
			NV	0	0.00	0.000000	20	PASS
			NV	10	0.00	0.000000	20	PASS
			NV	20	0.00	0.000000	20	PASS
			NV	30	0.00	0.000000	20	PASS
			NV	40	0.00	0.000000	20	PASS
			NV	50	0.00	0.000000	20	PASS
	Ant2	5190	NV	-30	0.00	0.000000	20	PASS
			NV	-20	0.00	0.000000	20	PASS
			NV	-10	0.00	0.000000	20	PASS
			NV	0	0.00	0.000000	20	PASS
			NV	10	0.00	0.000000	20	PASS
			NV	20	0.00	0.000000	20	PASS
			NV	30	0.00	0.000000	20	PASS
			NV	40	0.00	0.000000	20	PASS
			NV	50	0.00	0.000000	20	PASS
	Ant1	5230	NV	-30	0.00	0.000000	20	PASS
			NV	-20	0.00	0.000000	20	PASS
			NV	-10	0.00	0.000000	20	PASS
			NV	0	0.00	0.000000	20	PASS
			NV	10	0.00	0.000000	20	PASS
			NV	20	0.00	0.000000	20	PASS
			NV	30	0.00	0.000000	20	PASS
			NV	40	0.00	0.000000	20	PASS
			NV	50	0.00	0.000000	20	PASS
	Ant2	5230	NV	-30	0.00	0.000000	20	PASS
			NV	-20	0.00	0.000000	20	PASS
			NV	-10	0.00	0.000000	20	PASS
			NV	0	0.00	0.000000	20	PASS
			NV	10	0.00	0.000000	20	PASS
			NV	20	0.00	0.000000	20	PASS
			NV	30	0.00	0.000000	20	PASS
			NV	40	0.00	0.000000	20	PASS

			NV	50	0.00	0.000000	20	PASS
	Ant1	5270	NV	-30	0.00	0.000000	20	PASS
			NV	-20	0.00	0.000000	20	PASS
			NV	-10	0.00	0.000000	20	PASS
			NV	0	0.00	0.000000	20	PASS
			NV	10	0.00	0.000000	20	PASS
			NV	20	0.00	0.000000	20	PASS
			NV	30	40000.00	7.590133	20	PASS
			NV	40	0.00	0.000000	20	PASS
			NV	50	0.00	0.000000	20	PASS
	Ant2	5270	NV	-30	0.00	0.000000	20	PASS
			NV	-20	0.00	0.000000	20	PASS
			NV	-10	0.00	0.000000	20	PASS
			NV	0	0.00	0.000000	20	PASS
			NV	10	0.00	0.000000	20	PASS
			NV	20	0.00	0.000000	20	PASS
			NV	30	0.00	0.000000	20	PASS
			NV	40	0.00	0.000000	20	PASS
			NV	50	0.00	0.000000	20	PASS
	Ant1	5310	NV	-30	0.00	0.000000	20	PASS
			NV	-20	0.00	0.000000	20	PASS
			NV	-10	0.00	0.000000	20	PASS
			NV	0	0.00	0.000000	20	PASS
			NV	10	0.00	0.000000	20	PASS
			NV	20	0.00	0.000000	20	PASS
			NV	30	0.00	0.000000	20	PASS
			NV	40	40000.00	7.532957	20	PASS
			NV	50	0.00	0.000000	20	PASS
	Ant2	5310	NV	-30	0.00	0.000000	20	PASS
			NV	-20	0.00	0.000000	20	PASS
			NV	-10	40000.00	7.532957	20	PASS
			NV	0	0.00	0.000000	20	PASS
			NV	10	0.00	0.000000	20	PASS
			NV	20	0.00	0.000000	20	PASS
			NV	30	0.00	0.000000	20	PASS
			NV	40	40000.00	7.532957	20	PASS
			NV	50	0.00	0.000000	20	PASS
	Ant1	5510	NV	-30	0.00	0.000000	20	PASS
			NV	-20	0.00	0.000000	20	PASS
			NV	-10	40000.00	7.259528	20	PASS
			NV	0	0.00	0.000000	20	PASS
			NV	10	0.00	0.000000	20	PASS
			NV	20	0.00	0.000000	20	PASS
			NV	30	0.00	0.000000	20	PASS
			NV	40	0.00	0.000000	20	PASS
			NV	50	40000.00	7.259528	20	PASS
	Ant2	5510	NV	-30	0.00	0.000000	20	PASS
			NV	-20	0.00	0.000000	20	PASS
			NV	-10	0.00	0.000000	20	PASS
			NV	0	0.00	0.000000	20	PASS
			NV	10	0.00	0.000000	20	PASS

			NV	20	0.00	0.000000	20	PASS
			NV	30	0.00	0.000000	20	PASS
			NV	40	0.00	0.000000	20	PASS
			NV	50	40000.00	7.259528	20	PASS
	Ant1	5550	NV	-30	40000.00	7.207207	20	PASS
			NV	-20	0.00	0.000000	20	PASS
			NV	-10	0.00	0.000000	20	PASS
			NV	0	0.00	0.000000	20	PASS
			NV	10	40000.00	7.207207	20	PASS
			NV	20	0.00	0.000000	20	PASS
			NV	30	0.00	0.000000	20	PASS
			NV	40	40000.00	7.207207	20	PASS
			NV	50	0.00	0.000000	20	PASS
	Ant2	5550	NV	-30	0.00	0.000000	20	PASS
			NV	-20	40000.00	7.207207	20	PASS
			NV	-10	0.00	0.000000	20	PASS
			NV	0	0.00	0.000000	20	PASS
			NV	10	0.00	0.000000	20	PASS
			NV	20	40000.00	7.207207	20	PASS
			NV	30	0.00	0.000000	20	PASS
			NV	40	0.00	0.000000	20	PASS
			NV	50	0.00	0.000000	20	PASS
	Ant1	5670	NV	-30	0.00	0.000000	20	PASS
			NV	-20	40000.00	7.054674	20	PASS
			NV	-10	0.00	0.000000	20	PASS
			NV	0	0.00	0.000000	20	PASS
			NV	10	0.00	0.000000	20	PASS
			NV	20	0.00	0.000000	20	PASS
			NV	30	0.00	0.000000	20	PASS
			NV	40	0.00	0.000000	20	PASS
			NV	50	0.00	0.000000	20	PASS
	Ant2	5670	NV	-30	0.00	0.000000	20	PASS
			NV	-20	0.00	0.000000	20	PASS
			NV	-10	0.00	0.000000	20	PASS
			NV	0	0.00	0.000000	20	PASS
			NV	10	0.00	0.000000	20	PASS
			NV	20	0.00	0.000000	20	PASS
			NV	30	0.00	0.000000	20	PASS
			NV	40	0.00	0.000000	20	PASS
			NV	50	0.00	0.000000	20	PASS
	Ant1	5755	NV	-30	0.00	0.000000	20	PASS
			NV	-20	0.00	0.000000	20	PASS
			NV	-10	0.00	0.000000	20	PASS
			NV	0	0.00	0.000000	20	PASS
			NV	10	0.00	0.000000	20	PASS
			NV	20	0.00	0.000000	20	PASS
			NV	30	0.00	0.000000	20	PASS
			NV	40	0.00	0.000000	20	PASS
			NV	50	0.00	0.000000	20	PASS
	Ant2	5755	NV	-30	40000.00	6.950478	20	PASS
			NV	-20	0.00	0.000000	20	PASS

			NV	-10	0.00	0.000000	20	PASS
			NV	0	0.00	0.000000	20	PASS
			NV	10	0.00	0.000000	20	PASS
			NV	20	0.00	0.000000	20	PASS
			NV	30	0.00	0.000000	20	PASS
			NV	40	0.00	0.000000	20	PASS
			NV	50	0.00	0.000000	20	PASS
	Ant1	5795	NV	-30	0.00	0.000000	20	PASS
			NV	-20	0.00	0.000000	20	PASS
			NV	-10	0.00	0.000000	20	PASS
			NV	0	0.00	0.000000	20	PASS
			NV	10	40000.00	6.902502	20	PASS
			NV	20	0.00	0.000000	20	PASS
			NV	30	0.00	0.000000	20	PASS
			NV	40	0.00	0.000000	20	PASS
			NV	50	0.00	0.000000	20	PASS
	Ant2	5795	NV	-30	0.00	0.000000	20	PASS
			NV	-20	40000.00	6.902502	20	PASS
			NV	-10	0.00	0.000000	20	PASS
			NV	0	0.00	0.000000	20	PASS
			NV	10	0.00	0.000000	20	PASS
			NV	20	0.00	0.000000	20	PASS
			NV	30	0.00	0.000000	20	PASS
			NV	40	0.00	0.000000	20	PASS
			NV	50	0.00	0.000000	20	PASS
11AX80 MIMO	Ant1	5210	NV	-30	80000.00	15.355086	20	PASS
			NV	-20	80000.00	15.355086	20	PASS
			NV	-10	80000.00	15.355086	20	PASS
			NV	0	80000.00	15.355086	20	PASS
			NV	10	80000.00	15.355086	20	PASS
			NV	20	0.00	0.000000	20	PASS
			NV	30	80000.00	15.355086	20	PASS
			NV	40	0.00	0.000000	20	PASS
			NV	50	80000.00	15.355086	20	PASS
	Ant2	5210	NV	-30	0.00	0.000000	20	PASS
			NV	-20	80000.00	15.355086	20	PASS
			NV	-10	80000.00	15.355086	20	PASS
			NV	0	80000.00	15.355086	20	PASS
			NV	10	80000.00	15.355086	20	PASS
			NV	20	0.00	0.000000	20	PASS
			NV	30	80000.00	15.355086	20	PASS
			NV	40	80000.00	15.355086	20	PASS
			NV	50	0.00	0.000000	20	PASS
	Ant1	5290	NV	-30	80000.00	15.122873	20	PASS
			NV	-20	80000.00	15.122873	20	PASS
			NV	-10	80000.00	15.122873	20	PASS
			NV	0	80000.00	15.122873	20	PASS
			NV	10	80000.00	15.122873	20	PASS
			NV	20	80000.00	15.122873	20	PASS
			NV	30	80000.00	15.122873	20	PASS
			NV	40	80000.00	15.122873	20	PASS

			NV	50	80000.00	15.122873	20	PASS
	Ant2	5290	NV	-30	0.00	0.000000	20	PASS
			NV	-20	80000.00	15.122873	20	PASS
			NV	-10	80000.00	15.122873	20	PASS
			NV	0	0.00	0.000000	20	PASS
			NV	10	80000.00	15.122873	20	PASS
			NV	20	80000.00	15.122873	20	PASS
			NV	30	80000.00	15.122873	20	PASS
			NV	40	80000.00	15.122873	20	PASS
			NV	50	80000.00	15.122873	20	PASS
	Ant1	5530	NV	-30	80000.00	14.466546	20	PASS
			NV	-20	0.00	0.000000	20	PASS
			NV	-10	80000.00	14.466546	20	PASS
			NV	0	80000.00	14.466546	20	PASS
			NV	10	80000.00	14.466546	20	PASS
			NV	20	80000.00	14.466546	20	PASS
			NV	30	80000.00	14.466546	20	PASS
			NV	40	0.00	0.000000	20	PASS
			NV	50	80000.00	14.466546	20	PASS
	Ant2	5530	NV	-30	80000.00	14.466546	20	PASS
			NV	-20	80000.00	14.466546	20	PASS
			NV	-10	80000.00	14.466546	20	PASS
			NV	0	80000.00	14.466546	20	PASS
			NV	10	80000.00	14.466546	20	PASS
			NV	20	80000.00	14.466546	20	PASS
			NV	30	80000.00	14.466546	20	PASS
			NV	40	80000.00	14.466546	20	PASS
			NV	50	80000.00	14.466546	20	PASS
	Ant1	5610	NV	-30	80000.00	14.260250	20	PASS
			NV	-20	80000.00	14.260250	20	PASS
			NV	-10	80000.00	14.260250	20	PASS
			NV	0	80000.00	14.260250	20	PASS
			NV	10	80000.00	14.260250	20	PASS
			NV	20	80000.00	14.260250	20	PASS
			NV	30	0.00	0.000000	20	PASS
			NV	40	80000.00	14.260250	20	PASS
			NV	50	80000.00	14.260250	20	PASS
	Ant2	5610	NV	-30	80000.00	14.260250	20	PASS
			NV	-20	80000.00	14.260250	20	PASS
			NV	-10	80000.00	14.260250	20	PASS
			NV	0	80000.00	14.260250	20	PASS
			NV	10	80000.00	14.260250	20	PASS
			NV	20	80000.00	14.260250	20	PASS
			NV	30	80000.00	14.260250	20	PASS
			NV	40	80000.00	14.260250	20	PASS
			NV	50	80000.00	14.260250	20	PASS
	Ant1	5775	NV	-30	80000.00	13.852814	20	PASS
			NV	-20	80000.00	13.852814	20	PASS
			NV	-10	80000.00	13.852814	20	PASS
			NV	0	80000.00	13.852814	20	PASS
			NV	10	80000.00	13.852814	20	PASS

			NV	20	0.00	0.000000	20	PASS
			NV	30	80000.00	13.852814	20	PASS
			NV	40	80000.00	13.852814	20	PASS
			NV	50	80000.00	13.852814	20	PASS
	Ant2	5775	NV	-30	80000.00	13.852814	20	PASS
			NV	-20	80000.00	13.852814	20	PASS
			NV	-10	80000.00	13.852814	20	PASS
			NV	0	80000.00	13.852814	20	PASS
			NV	10	80000.00	13.852814	20	PASS
			NV	20	80000.00	13.852814	20	PASS
			NV	30	80000.00	13.852814	20	PASS
			NV	40	0.00	0.000000	20	PASS
			NV	50	0.00	0.000000	20	PASS

8. Emissions in restricted frequency bands

8.1. Block diagram of test setup

In 3 m Anechoic Chamber, test setup diagram for 9 kHz - 30 MHz:

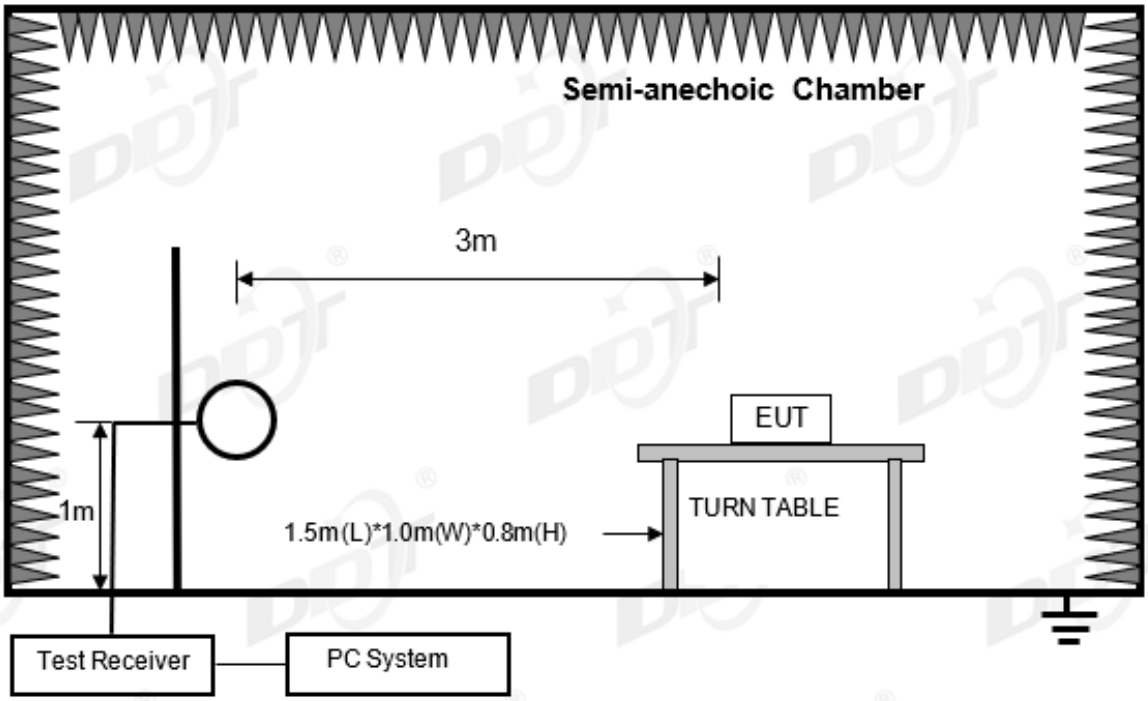

In 3 m Anechoic Chamber, test setup diagram for 30 MHz - 1 GHz:

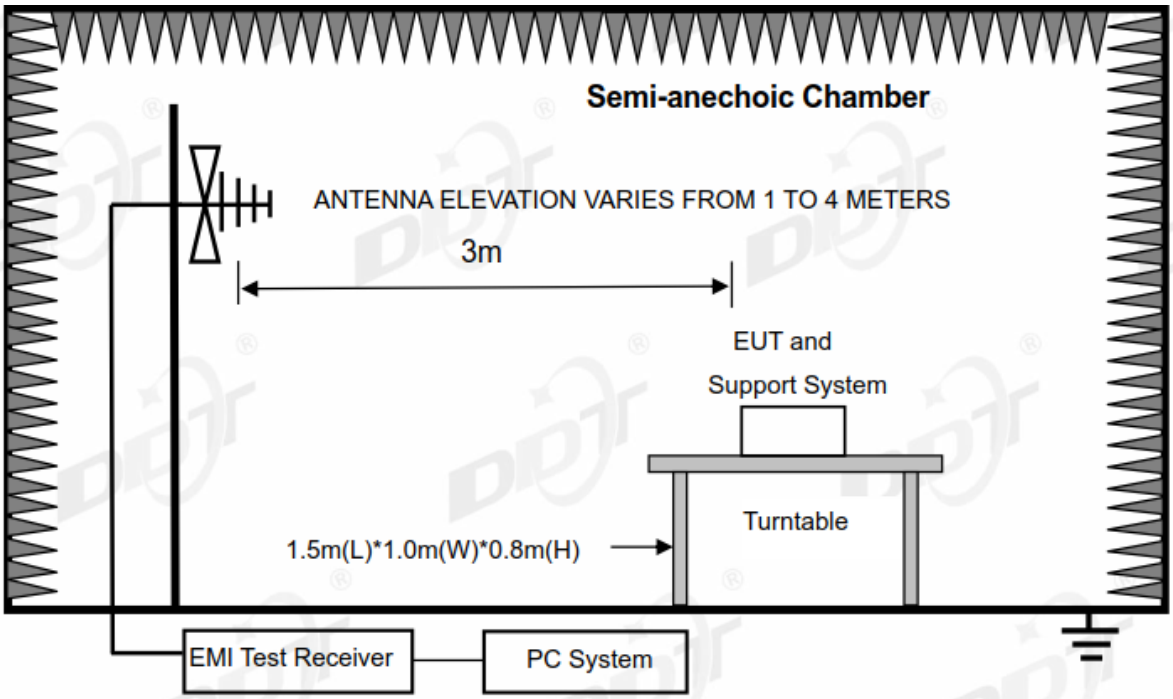

In 3 m Anechoic Chamber, test setup diagram for frequency above 1 GHz:

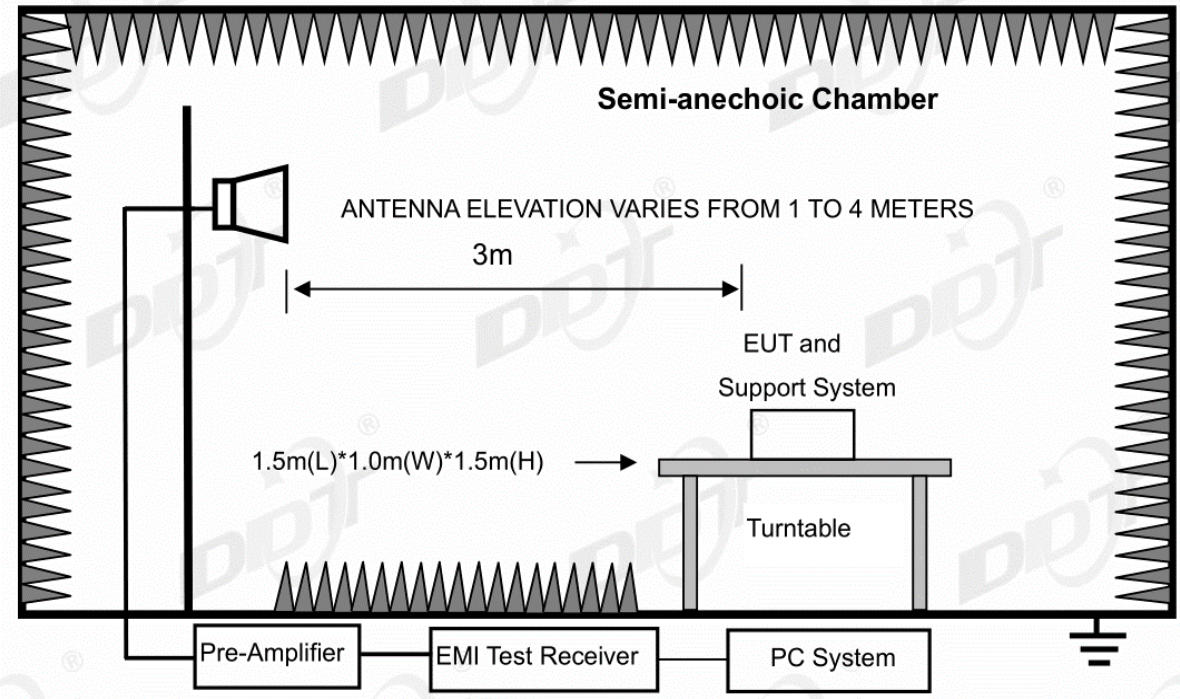

Note: For harmonic emissions test an appropriate high pass filter was inserted in the input port of AMP.

8.2. Limit

(1) FCC 15.205 Restricted frequency band

MHz	MHz	MHz	GHz
0.090-0.110	16.42-16.423	399.9-410	4.5-5.15
10.495-0.505	16.69475-16.69525	608-614	5.35-5.46
2.1735-2.1905	16.80425-16.80475	960-1240	7.25-7.75
4.125-4.128	25.5-25.67	1300-1427	8.025-8.5
4.1772&4.17775	37.5-38.25	1435-1626.5	9.0-9.2
4.2072&4.20775	73-74.6	1645.5-1646.5	9.3-9.5
6.215-6.218	74.8-75.2	1660-1710	10.6-12.7
6.26775-6.26825	108-121.94	1718.8-1722.2	13.25-13.4
6.31175-6.31225	123-138	2200-2300	14.47-14.5
8.291-8.294	149.9-150.05	2310-2390	15.35-16.2
8.362-8.366	156.52475-156.52525	2483.5-2500	17.7-21.4
8.37625-8.38675	156.7-156.9	2690-2900	22.01-23.12
8.41425-8.41475	162.0125-167.17	3260-3267	23.6-24.0
12.29-12.293	167.72-173.2	3332-3339	31.2-31.8
12.51975-12.52025	240-285	3345.8-3358	36.43-36.5
12.57675-12.57725	322-335.4	3600-4400	([2])
13.36-13.41			

[1]Until February 1, 1999, this restricted band shall be 0.490-0.510 MHz.

[2]Above 38.6

(2) FCC 15.209 Limit

FREQUENCY MHz	DISTANCE Meters	FIELD STRENGTHS LIMIT	
		μV/m	dB(μV)/m
0.009 ~ 0.490	300	2400/F(kHz)	67.6-20log(F)
0.490 ~ 1.705	30	24000/F(kHz)	87.6-20log(F)
1.705 ~ 30.0	30	30	29.54
30 ~ 88	3	100	40.0
88 ~ 216	3	150	43.5
216 ~ 960	3	200	46.0
960 ~ 1000	3	500	54.0
Above 1000	3	74.0 dB(μV)/m (Peak) 54.0 dB(μV)/m (Average)	

Note: (1) The emission limits shown in the above table are based on measurements employing a CISPR QP detector except for the frequency bands 9 - 90 kHz, 110 - 490 kHz and above 1000 MHz. Radiated emissions limits in these three bands are based on measurements employing an average detector.

(2) At frequencies below 30 MHz, measurement may be performed at a distance closer than that specified, and the limit at closer measurement distance can be extrapolated by below formula:

$$Limit_{3m}(dBuV/m) = Limit_{30m}(dBuV/m) + 40Log(30m/3m)$$

(3) Limit for this EUT
The emissions appearing within 15.205 restricted frequency bands shall not exceed the limits shown in 15.209, all the other emissions shall be at least 20 dB below the fundamental emissions or comply with 15.209 limits.

8.3. Test Procedure

(1) EUT height should be 0 m for below 1 GHz at a semi - anechoic chamber while EUT height should be 0 m for above 1GHz at full chamber or semi - anechoic chamber ground with absorbers

(2) Setup EUT and assistant system according clause 2.3 and 8.2

(3) Test antenna was located 3m from the EUT on an adjustable mast, and the antenna used as below table.

Test frequency range	Test antenna used	Test distance
9 kHz-30 MHz	Active Loop antenna	3 m
30 MHz-1 GHz	Trilog Broadband Antenna	3 m
1 GHz-18 GHz	Double Ridged Horn Antenna(1GHz-18GHz)	3 m
18 GHz-40 GHz	Horn Antenna(18GHz-40GHz)	1 m

According ANSI C63.10:2013 clause 6.4.4.2 and 6,5.3, for measurements below 30 MHz, the loop antenna was positioned with its plane vertical from the EUT and rotated about its vertical axis for maximum response at each azimuth position around the EUT. And the loop antenna also be

positioned with its plane horizontal at the specified distance from the EUT. The center of the loop is 1 m above the ground. for measurement above 30 MHz, the Trilog Broadband Antenna or Horn Antenna was located 3m from EUT, Measurements were made with the antenna positioned in both the horizontal and vertical planes of Polarization, and the measurement antenna was varied from 1 m to 4 m. in height above the reference ground plane to obtain the maximum signal strength.

(4) Below pre-scan procedure was first performed in order to find prominent frequency spectrum radiated emissions from 9 kHz to 40 GHz:

(a) Scanning the peak frequency spectrum with the antenna specified in step (3), and the EUT was rotated 360 degree, the antenna height was varied from 1 m to 4 m (Except loop antenna, it's fixed 1m above ground.)

(b) Change work frequency or channel of device if practicable.

(c) Change modulation type of device if practicable.

(d) Change power supply range from 85% to 115% of the rated supply voltage

(e) Rotated EUT though three orthogonal axes to determine the attitude of EUT arrangement produces highest emissions.

Spectrum frequency from 9 kHz to 40 GHz (tenth harmonic of fundamental frequency) was investigated, and no any obvious emission were detected from 9 kHz to 30 MHz and 18 GHz to 40 GHz, so below final test was performed with frequency range from 30 MHz to 18 GHz.

(5) For final emissions measurements at each frequency of interest, the EUT was rotated and the antenna height was varied between 1m and 4m in order to maximize the emission. Measurements in both horizontal and vertical polarities were made and the data was recorded. In order to find the maximum emission, the relative positions of equipments and all of the interface cables were changed according to ANSI C63.10:2013 on Radiated Emission test.

(6) The emissions from 9 kHz to 1 GHz were measured based on CISPR QP detector except for the frequency bands 9-90 kHz, 110-490 kHz, for emissions from 9 kHz-90kHz,110kHz-490kHz and above 1GHz were measured based on average detector, for emissions above 1 GHz, peak emissions also be measured and need comply with Peak limit.

(7) The emissions from 9 kHz to 1 GHz, QP or average values were measured with EMI receiver with below RBW

Frequency band	RBW
9 kHz-150 kHz	200 Hz
150 kHz-30 MHz	9 kHz
30 MHz-1 GHz	120 kHz

(8) For emissions above 1 GHz, both Peak and Average level were measured with Spectrum Analyzer, and the RBW is set at 1 MHz, VBW is set at 3MHz for Peak measure, the RBW is set at 1 MHz, VBW is set at 10 Hz for AV value.

8.4. Test result

Pass. (See below detailed test result)

All the emissions except fundamental emission from 9 kHz to 25 GHz were comply with 15.209 limits.

Note1: According exploratory test no any obvious emission was detected from 9 kHz to 30 MHz and 18 GHz to 40 GHz, so the final test was performed with frequency range from 30 MHz to 18 GHz and recorded in below.

Note2: For emissions below 1 GHz, according exploratory explorer test, when change Tx mode and channel, have no distinct influence on emissions level, so for emissions below 1 GHz, the final test was only performed with EUT working in 802.11ax20 mode.

Note3: For emissions above 1 GHz. If peak results comply with AV limit, AV Result is deemed to comply with AV limit. And the worst case was reported.

Radiated Emission test (below 1GHz)

TR-4-E-009 Radiated Emission Test Result

Test Site	: DDT 3m Chamber 3#	D:\E3 6.111\2022 Report Data\Q21123016-3O 1020VR\FCC BELOW 1G.EM6	
Test Date	: 2022-07-05	**Tested By**	: Bairong
EUT	: arpara AIO 5K	**Model Number**	: VRM1020WNA
Power Supply	: Battery	**Test Mode**	: Tx Mode
Condition	: Temp:22.8°C,Humi:52.6%,Press:100.3kPa	**Antenna/Distance**	: 2021 VLUB 9163 #3/3m/HORIZONTAL
Memo	: 5G WIFI		

Data:
7

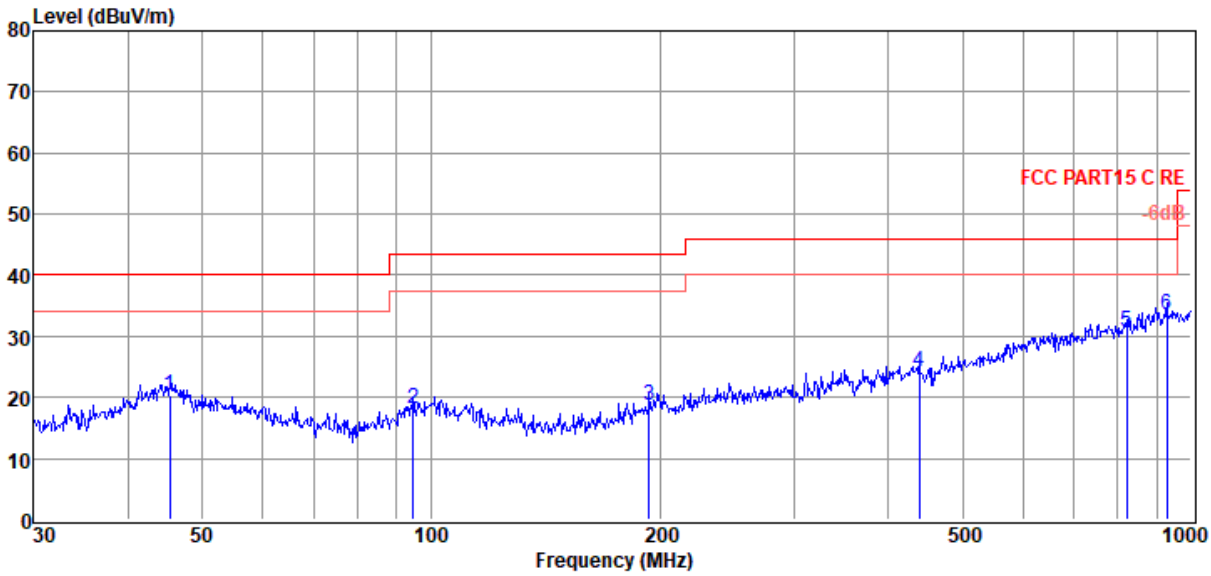

Item (Mark)	Freq. (MHz)	Read Level (dBµV)	Antenna Factor (dB/m)	Cable Loss dB	Result Level (dBµV/m)	Limit Line (dBµV/m)	Over Limit (dB)	Detector	Polarization
1	45.38	1.84	14.91	3.65	20.40	40.00	-19.60	QP	HORIZONTAL
2	94.76	3.10	11.08	3.96	18.14	43.50	-25.36	QP	HORIZONTAL
3	193.77	2.75	11.45	4.43	18.63	43.50	-24.87	QP	HORIZONTAL
4	438.66	2.71	16.13	5.29	24.13	46.00	-21.87	QP	HORIZONTAL
5	821.71	3.60	20.90	6.27	30.77	46.00	-15.23	QP	HORIZONTAL
6	929.01	4.59	22.40	6.53	33.52	46.00	-12.48	QP	HORIZONTAL

Note: 1. Result Level = Read Level + Antenna Factor + Cable loss.
2. If Peak Result complies with QP limit, QP Result is deemed to comply with QP limit.
3. Test setup: RBW: 120 kHz, VBW: 300 kHz, Sweep time: auto.

TR-4-E-009 Radiated Emission Test Result

Test Site	: DDT 3m Chamber 3#	D:\E3 6.111\2022 Report Data\Q21123016-3O 1020VR\FCC BELOW 1G.EM6	
Test Date	: 2022-07-05	**Tested By**	: Bairong
EUT	: arpara AIO 5K	**Model Number**	: VRM1020WNA
Power Supply	: Battery	**Test Mode**	: Tx Mode
Condition	: Temp:22.8°C,Humi:52.6%,Press:100.3kPa	**Antenna/Distance**	: 2021 VLUB 9163 #3/3m/VERTICAL
Memo	: 5G WIFI		

Data:
8

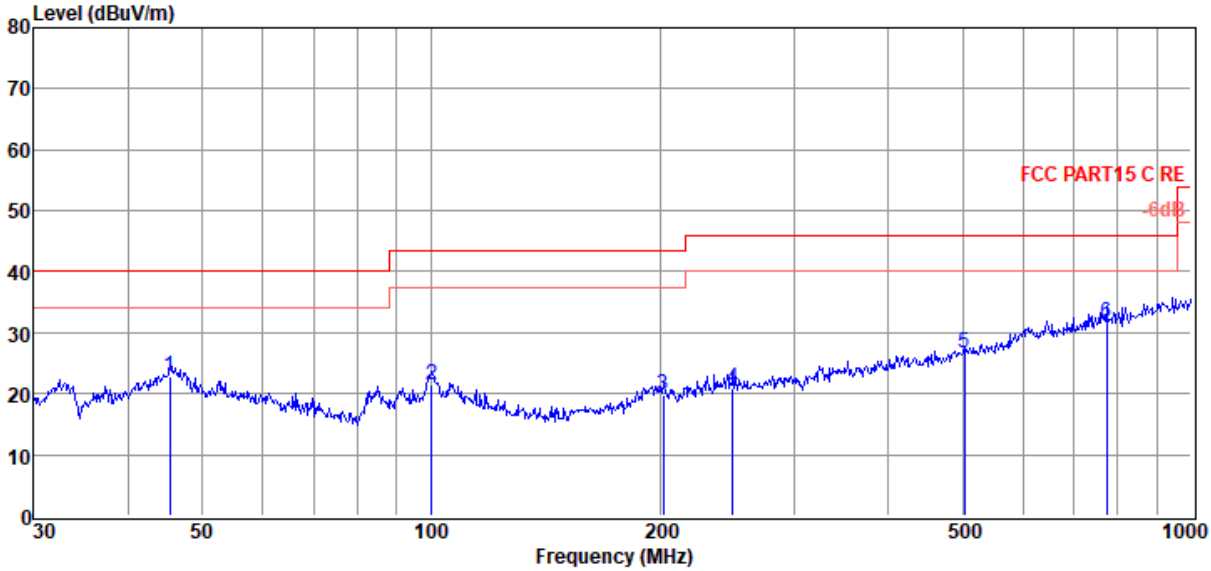

Item (Mark)	Freq. (MHz)	Read Level (dBµV)	Antenna Factor (dB/m)	Cable Loss dB	Result Level (dBµV/m)	Limit Line (dBµV/m)	Over Limit (dB)	Detector	Polarization
1	45.38	4.13	14.91	3.65	22.69	40.00	-17.31	QP	VERTICAL
2	100.23	6.05	11.52	3.98	21.55	43.50	-21.95	QP	VERTICAL
3	202.10	3.78	11.43	4.46	19.67	43.50	-23.83	QP	VERTICAL
4	249.43	3.62	12.50	4.65	20.77	46.00	-25.23	QP	VERTICAL
5	502.94	4.12	17.16	5.49	26.77	46.00	-19.23	QP	VERTICAL
6	774.16	4.74	20.60	6.16	31.50	46.00	-14.50	QP	VERTICAL

Note: 1. Result Level = Read Level + Antenna Factor + Cable loss.
2. If Peak Result complies with QP limit, QP Result is deemed to comply with QP limit.
3. Test setup: RBW: 120 kHz, VBW: 300 kHz, Sweep time: auto.

Radiated Emission test (above 1GHz)

TR-4-E-009 Radiated Emission Test Result

Test Site	: DDT 3m Chamber 3#	D:\E3 6.111\2022 Report Data\Q21123016-3O 1020VR\FCC ABOVE 1G 5G WIFI.EM6	
Test Date	: 2022-07-07	**Tested By**	: Bairong
EUT	: arpara AIO 5K	**Model Number**	: VRM1020WNA
Power Supply	: Battery	**Test Mode**	: Tx Mode
Condition	: Temp:22.2°C,Humi:52.4%,Press:100.3kPa	**Antenna/Distance**	: 2021 BBHA 9120D 3#/3m/HORIZONTAL
Memo	: 11N20 5180		

Data: 1

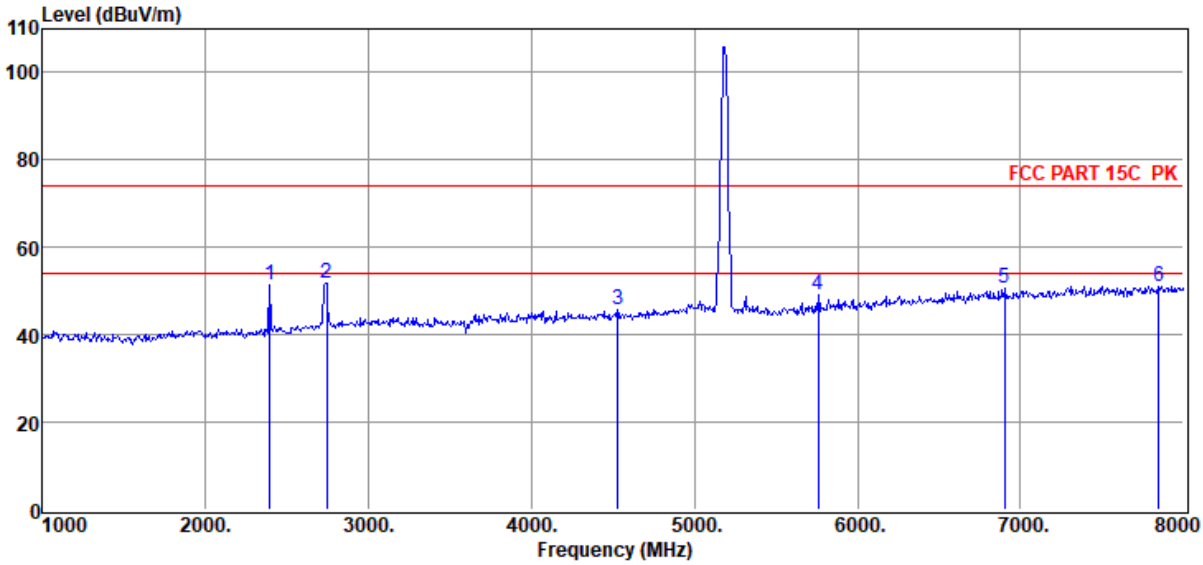

Item (Mark)	Freq. (MHz)	Read Level (dBµV)	Antenna Factor (dB/m)	PRM Factor dB	Cable Loss dB	Filter Factor dB	Result Level (dBµV/m)	Limit Line (dBµV/m)	Over Limit (dB)	Detector	Polarization
1	2393.00	61.35	27.41	39.60	1.71	0.72	51.59	74.00	-22.41	Peak	HORIZONTAL
2	2743.00	60.51	28.52	39.77	1.80	0.76	51.82	74.00	-22.18	Peak	HORIZONTAL
3	4528.00	51.19	31.59	40.31	2.37	0.89	45.73	74.00	-28.27	Peak	HORIZONTAL
4	5760.00	52.33	33.42	40.48	2.81	1.08	49.16	74.00	-24.84	Peak	HORIZONTAL
5	6901.00	50.44	35.84	39.78	3.07	0.95	50.52	74.00	-23.48	Peak	HORIZONTAL
6	7846.00	49.77	36.82	39.78	3.17	1.14	51.12	74.00	-22.88	Peak	HORIZONTAL

Note: 1. Result Level = Read Level + Antenna Factor + Cable loss + Filter Factor - PRM Factor.
2. If Peak Result complies with AV limit, AV Result is deemed to comply with AV limit.
3. Test setup: RBW: 1 MHz, VBW: 3 MHz, Sweep time: auto.

TR-4-E-009 Radiated Emission Test Result

Test Site	: DDT 3m Chamber 3#	D:\E3 6.111\2022 Report Data\Q21123016-3O 1020VR\FCC ABOVE 1G 5G WIFI.EM6	
Test Date	: 2022-07-07	**Tested By**	: Bairong
EUT	: arpara AIO 5K	**Model Number**	: VRM1020WNA
Power Supply	: Battery	**Test Mode**	: Tx Mode
Condition	: Temp:22.2°C,Humi:52.4%,Press:100.3kPa	**Antenna/Distance**	: 2021 BBHA 9120D 3#/3m/VERTICAL
Memo	: 11N20 5180		

Data: 2

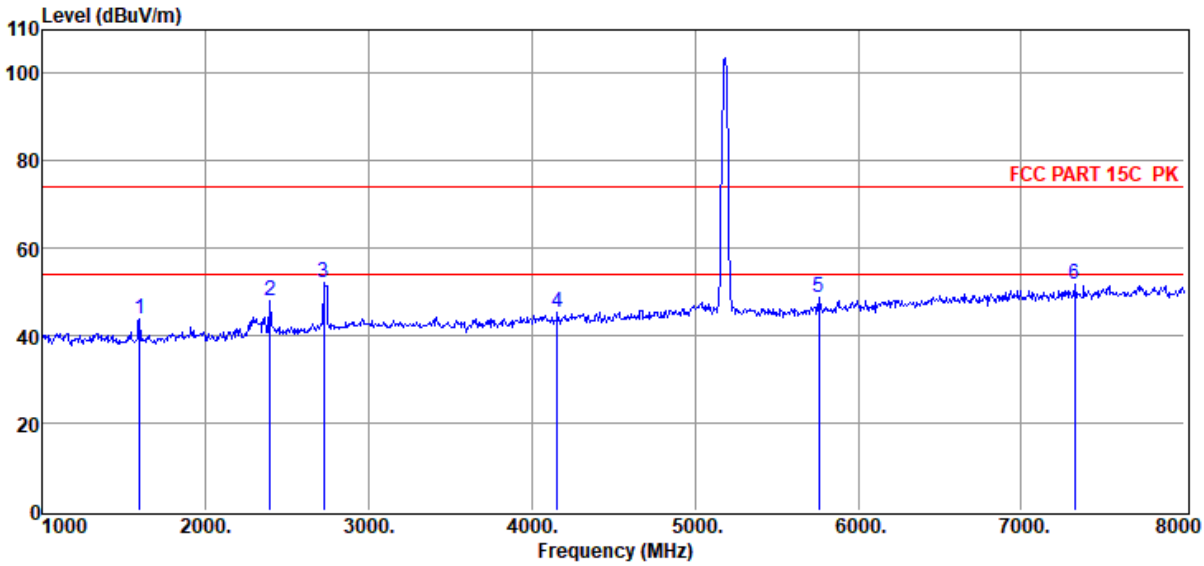

Item (Mark)	Freq. (MHz)	Read Level (dBµV)	Antenna Factor (dB/m)	PRM Factor dB	Cable Loss dB	Filter Factor dB	Result Level (dBµV/m)	Limit Line (dBµV/m)	Over Limit (dB)	Detector	Polarization
1	1595.00	54.93	25.65	38.79	1.42	0.61	43.82	74.00	-30.18	Peak	VERTICAL
2	2393.00	57.64	27.41	39.60	1.71	0.72	47.88	74.00	-26.12	Peak	VERTICAL
3	2722.00	61.09	28.44	39.76	1.80	0.76	52.33	74.00	-21.67	Peak	VERTICAL
4	4157.00	51.21	31.23	40.23	2.19	0.87	45.27	74.00	-28.73	Peak	VERTICAL
5	5760.00	52.11	33.42	40.48	2.81	1.08	48.94	74.00	-25.06	Peak	VERTICAL
6	7328.00	51.15	36.26	39.73	3.10	1.01	51.79	74.00	-22.21	Peak	VERTICAL

Note: 1. Result Level = Read Level + Antenna Factor + Cable loss + Filter Factor - PRM Factor.
2. If Peak Result complies with AV limit, AV Result is deemed to comply with AV limit.
3. Test setup: RBW: 1 MHz, VBW: 3 MHz, Sweep time: auto.

TR-4-E-009 Radiated Emission Test Result

Test Site	: DDT 3m Chamber 3#	D:\E3 6.111\2022 Report Data\Q21123016-3O 1020VR\FCC ABOVE 1G 5G WIFI.EM6	
Test Date	: 2022-07-07	**Tested By**	: Bairong
EUT	: arpara AIO 5K	**Model Number**	: VRM1020WNA
Power Supply	: Battery	**Test Mode**	: Tx Mode
Condition	: Temp:22.2°C,Humi:52.4%,Press:100.3kPa	**Antenna/Distance**	: 2021 BBHA 9120D 3#/3m/HORIZONTAL
Memo	: 11N20 5200		

Data: 3

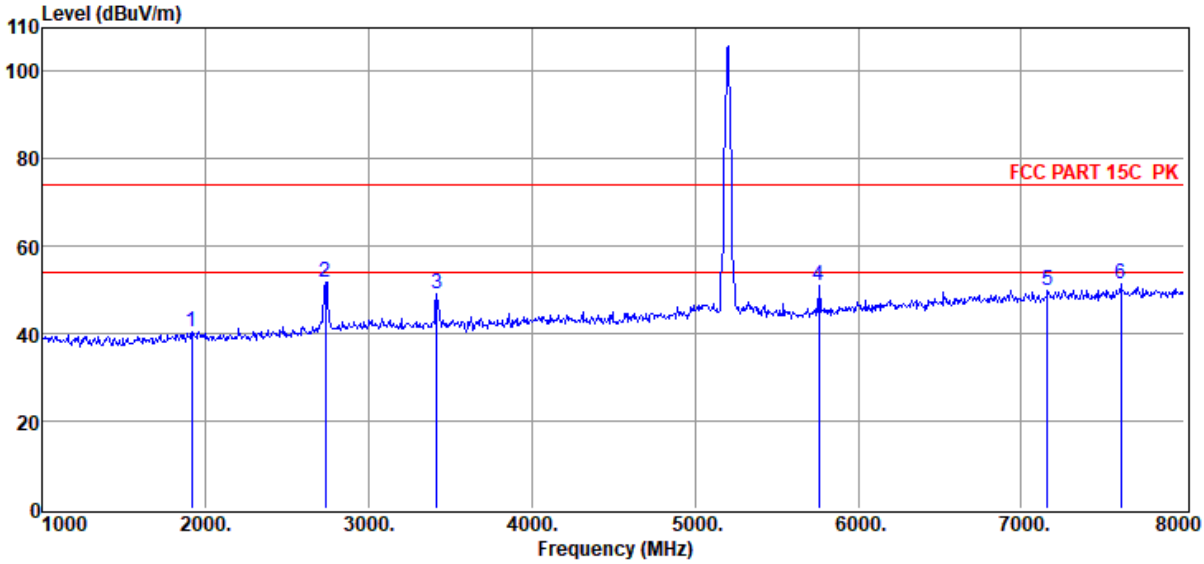

Item (Mark)	Freq. (MHz)	Read Level (dBµV)	Antenna Factor (dB/m)	PRM Factor dB	Cable Loss dB	Filter Factor dB	Result Level (dBµV/m)	Limit Line (dBµV/m)	Over Limit (dB)	Detector	Polarization
1	1917.00	50.99	26.48	39.28	1.56	0.67	40.42	74.00	-33.58	Peak	HORIZONTAL
2	2736.00	60.44	28.50	39.77	1.80	0.76	51.73	74.00	-22.27	Peak	HORIZONTAL
3	3415.00	57.30	29.42	40.02	1.72	0.82	49.24	74.00	-24.76	Peak	HORIZONTAL
4	5760.00	54.35	33.42	40.48	2.81	1.08	51.18	74.00	-22.82	Peak	HORIZONTAL
5	7160.00	49.37	36.13	39.72	3.06	0.97	49.81	74.00	-24.19	Peak	HORIZONTAL
6	7608.00	50.41	36.53	39.76	3.15	1.08	51.41	74.00	-22.59	Peak	HORIZONTAL

Note: 1. Result Level = Read Level + Antenna Factor + Cable loss + Filter Factor - PRM Factor.
2. If Peak Result complies with AV limit, AV Result is deemed to comply with AV limit.
3. Test setup: RBW: 1 MHz, VBW: 3 MHz, Sweep time: auto.

TR-4-E-009 Radiated Emission Test Result

Test Site	: DDT 3m Chamber 3#	D:\E3 6.111\2022 Report Data\Q21123016-3O 1020VR\FCC ABOVE 1G 5G WIFI.EM6	
Test Date	: 2022-07-07	**Tested By**	: Bairong
EUT	: arpara AIO 5K	**Model Number**	: VRM1020WNA
Power Supply	: Battery	**Test Mode**	: Tx Mode
Condition	: Temp:22.2°C,Humi:52.4%,Press:100.3kPa	**Antenna/Distance**	: 2021 BBHA 9120D 3#/3m/VERTICAL
Memo	: 11N20 5200		

Data: 4

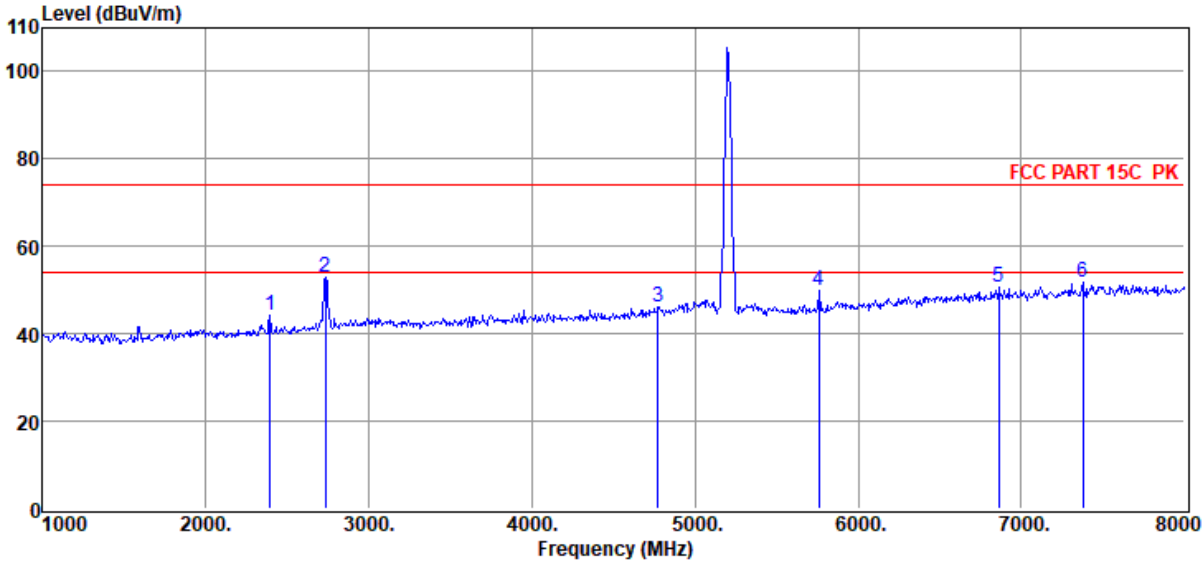

Item (Mark)	Freq. (MHz)	Read Level (dBµV)	Antenna Factor (dB/m)	PRM Factor dB	Cable Loss dB	Filter Factor dB	Result Level (dBµV/m)	Limit Line (dBµV/m)	Over Limit (dB)	Detector	Polarization
1	2393.00	53.94	27.41	39.60	1.71	0.72	44.18	74.00	-29.82	Peak	VERTICAL
2	2736.00	61.67	28.50	39.77	1.80	0.76	52.96	74.00	-21.04	Peak	VERTICAL
3	4773.00	50.72	32.37	40.35	2.46	0.90	46.10	74.00	-27.90	Peak	VERTICAL
4	5760.00	53.15	33.42	40.48	2.81	1.08	49.98	74.00	-24.02	Peak	VERTICAL
5	6859.00	50.70	35.77	39.81	3.09	0.96	50.71	74.00	-23.29	Peak	VERTICAL
6	7377.00	51.07	36.30	39.74	3.11	1.02	51.76	74.00	-22.24	Peak	VERTICAL

Note: 1. Result Level = Read Level + Antenna Factor + Cable loss + Filter Factor - PRM Factor.
2. If Peak Result complies with AV limit, AV Result is deemed to comply with AV limit.
3. Test setup: RBW: 1 MHz, VBW: 3 MHz, Sweep time: auto.

TR-4-E-009 Radiated Emission Test Result

Test Site	: DDT 3m Chamber 3#	D:\E3 6.111\2022 Report Data\Q21123016-3O 1020VR\FCC ABOVE 1G 5G WIFI.EM6	
Test Date	: 2022-07-07	**Tested By**	: Bairong
EUT	: arpara AIO 5K	**Model Number**	: VRM1020WNA
Power Supply	: Battery	**Test Mode**	: Tx Mode
Condition	: Temp:22.2°C,Humi:52.4%,Press:100.3kPa	**Antenna/Distance**	: 2021 BBHA 9120D 3#/3m/HORIZONTAL
Memo	: 11N20 5240		

Data: 5

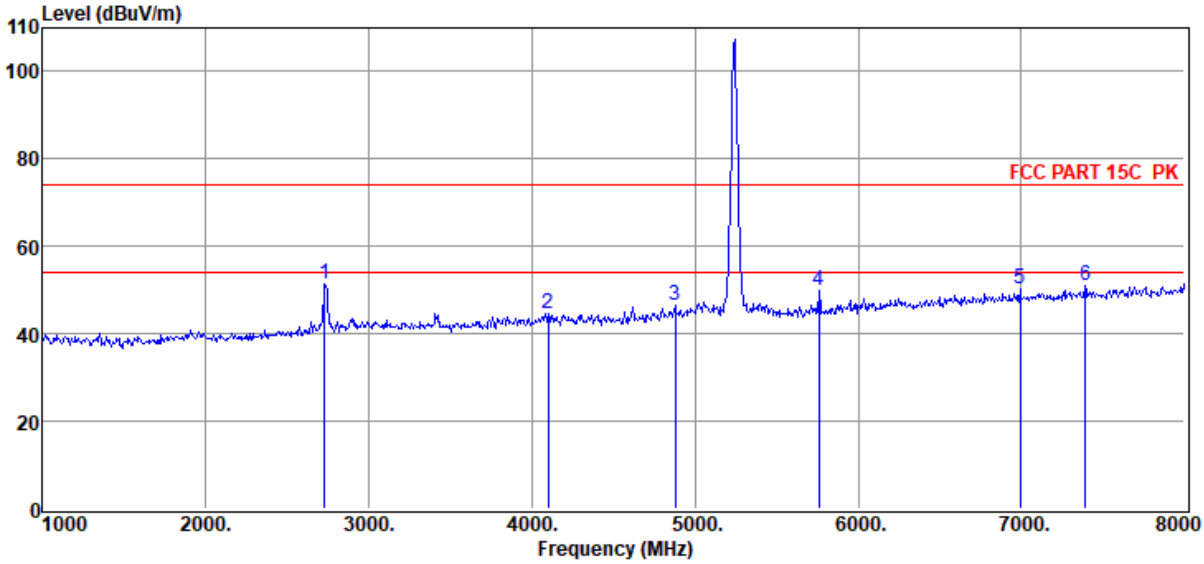

Item (Mark)	Freq. (MHz)	Read Level (dBµV)	Antenna Factor (dB/m)	PRM Factor dB	Cable Loss dB	Filter Factor dB	Result Level (dBµV/m)	Limit Line (dBµV/m)	Over Limit (dB)	Detector	Polarization
1	2729.00	60.03	28.47	39.76	1.80	0.76	51.30	74.00	-22.70	Peak	HORIZONTAL
2	4101.00	50.68	31.18	40.22	2.16	0.87	44.67	74.00	-29.33	Peak	HORIZONTAL
3	4878.00	50.75	32.71	40.38	2.50	0.90	46.48	74.00	-27.52	Peak	HORIZONTAL
4	5760.00	53.10	33.42	40.48	2.81	1.08	49.93	74.00	-24.07	Peak	HORIZONTAL
5	6992.00	49.95	35.99	39.71	3.02	0.93	50.18	74.00	-23.82	Peak	HORIZONTAL
6	7391.00	50.31	36.31	39.74	3.11	1.03	51.02	74.00	-22.98	Peak	HORIZONTAL

Note: 1. Result Level = Read Level + Antenna Factor + Cable loss + Filter Factor - PRM Factor.
2. If Peak Result complies with AV limit, AV Result is deemed to comply with AV limit.
3. Test setup: RBW: 1 MHz, VBW: 3 MHz, Sweep time: auto.

TR-4-E-009 Radiated Emission Test Result

Test Site	: DDT 3m Chamber 3#	D:\E3 6.111\2022 Report Data\Q21123016-3O 1020VR\FCC ABOVE 1G 5G WIFI.EM6	
Test Date	: 2022-07-07	**Tested By**	: Bairong
EUT	: arpara AIO 5K	**Model Number**	: VRM1020WNA
Power Supply	: Battery	**Test Mode**	: Tx Mode
Condition	: Temp:22.2°C,Humi:52.4%,Press:100.3kPa	**Antenna/Distance**	: 2021 BBHA 9120D 3#/3m/VERTICAL
Memo	: 11N20 5240		

Data: 6

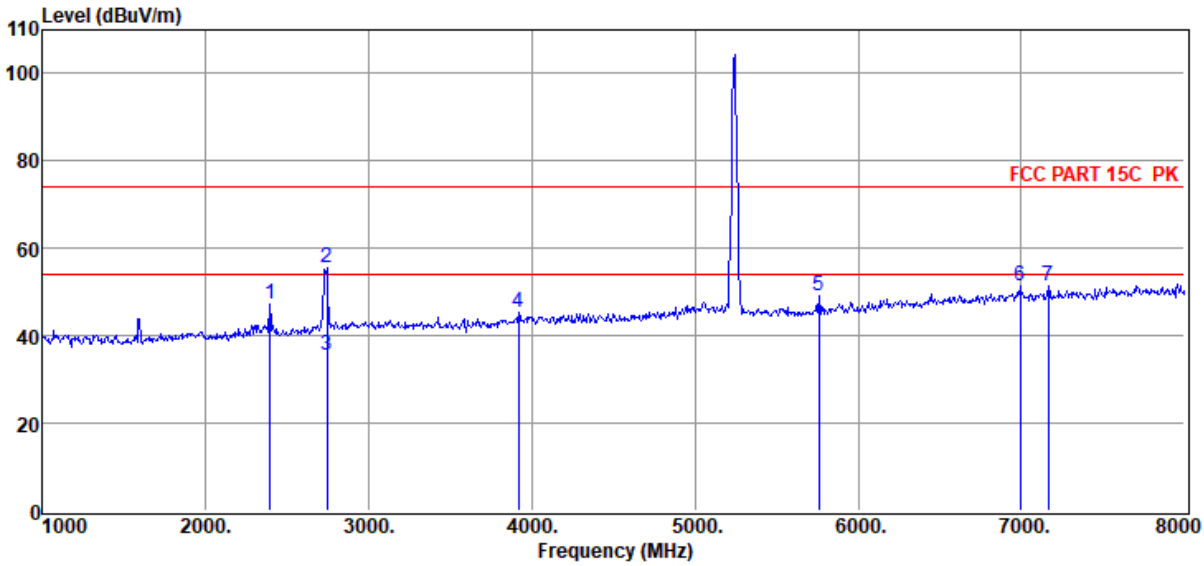

Item (Mark)	Freq. (MHz)	Read Level (dBµV)	Antenna Factor (dB/m)	PRM Factor dB	Cable Loss dB	Filter Factor dB	Result Level (dBµV/m)	Limit Line (dBµV/m)	Over Limit (dB)	Detector	Polarization
1	2393.00	57.14	27.41	39.60	1.71	0.72	47.38	74.00	-26.62	Peak	VERTICAL
2	2743.00	64.12	28.52	39.77	1.80	0.76	55.43	74.00	-18.57	Peak	VERTICAL
3	2743.00	44.12	28.52	39.77	1.80	0.76	35.43	54.00	-18.57	Average	VERTICAL
4	3919.00	51.68	30.82	40.18	2.04	0.85	45.21	74.00	-28.79	Peak	VERTICAL
5	5760.00	52.50	33.42	40.48	2.81	1.08	49.33	74.00	-24.67	Peak	VERTICAL
6	6992.00	51.08	35.99	39.71	3.02	0.93	51.31	74.00	-22.69	Peak	VERTICAL
7	7167.00	51.15	36.13	39.72	3.06	0.97	51.59	74.00	-22.41	Peak	VERTICAL

Note: 1. Result Level = Read Level + Antenna Factor + Cable loss + Filter Factor - PRM Factor.
2. If Peak Result complies with AV limit, AV Result is deemed to comply with AV limit.
3. Test setup: RBW: 1 MHz, VBW: 3 MHz, Sweep time: auto.

TR-4-E-009 Radiated Emission Test Result

Test Site	: DDT 3m Chamber 3#	D:\E3 6.111\2022 Report Data\Q21123016-3O 1020VR\FCC ABOVE 1G 5G WIFI.EM6	
Test Date	: 2022-07-07	**Tested By**	: Bairong
EUT	: arpara AIO 5K	**Model Number**	: VRM1020WNA
Power Supply	: Battery	**Test Mode**	: Tx Mode
Condition	: Temp:22.2°C,Humi:52.4%,Press:100.3kPa	**Antenna/Distance**	: 2021 BBHA 9120D 3#/3m/HORIZONTAL
Memo	: 11N20 5260		

Data: 7

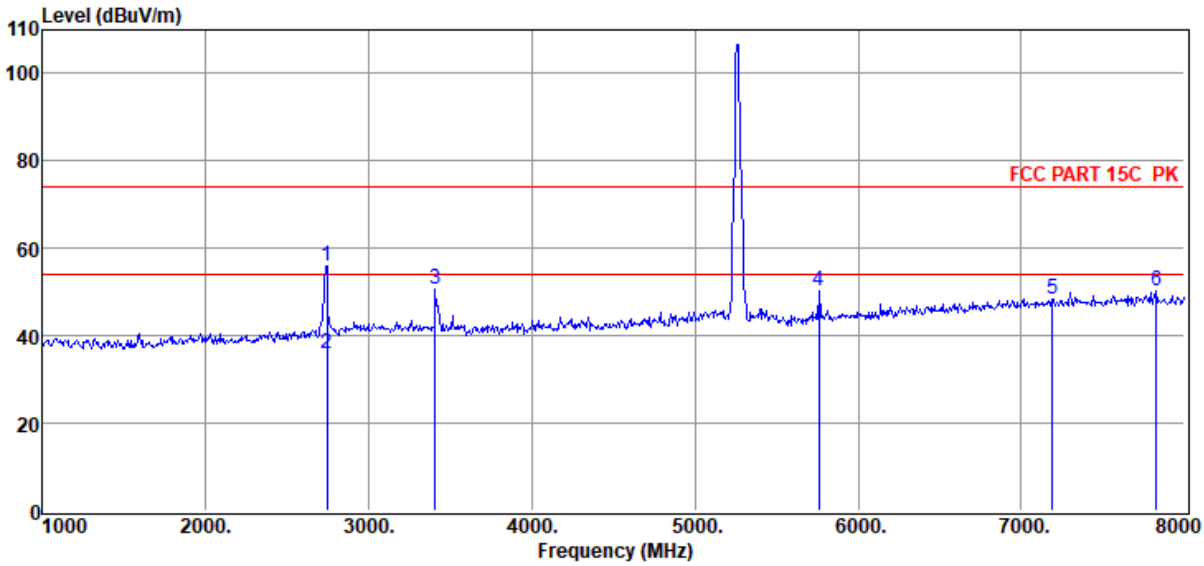

Item (Mark)	Freq. (MHz)	Read Level (dBµV)	Antenna Factor (dB/m)	PRM Factor dB	Cable Loss dB	Filter Factor dB	Result Level (dBµV/m)	Limit Line (dBµV/m)	Over Limit (dB)	Detector	Polarization
1	2743.00	64.72	28.52	39.77	1.80	0.76	56.03	74.00	-17.97	Peak	HORIZONTAL
2	2743.00	44.78	28.52	39.77	1.80	0.76	36.09	54.00	-17.91	Average	HORIZONTAL
3	3408.00	58.57	29.42	40.02	1.72	0.82	50.51	74.00	-23.49	Peak	HORIZONTAL
4	5760.00	53.32	33.42	40.48	2.81	1.08	50.15	74.00	-23.85	Peak	HORIZONTAL
5	7188.00	47.93	36.15	39.72	3.07	0.98	48.41	74.00	-25.59	Peak	HORIZONTAL
6	7825.00	48.79	36.79	39.78	3.17	1.14	50.11	74.00	-23.89	Peak	HORIZONTAL

Note: 1. Result Level = Read Level + Antenna Factor + Cable loss + Filter Factor - PRM Factor.
2. If Peak Result complies with AV limit, AV Result is deemed to comply with AV limit.
3. Test setup: RBW: 1 MHz, VBW: 3 MHz, Sweep time: auto.

TR-4-E-009 Radiated Emission Test Result

Test Site	: DDT 3m Chamber 3#	D:\E3 6.111\2022 Report Data\Q21123016-3O 1020VR\FCC ABOVE 1G 5G WIFI.EM6	
Test Date	: 2022-07-07	**Tested By**	: Bairong
EUT	: arpara AIO 5K	**Model Number**	: VRM1020WNA
Power Supply	: Battery	**Test Mode**	: Tx Mode
Condition	: Temp:22.2°C,Humi:52.4%,Press:100.3kPa	**Antenna/Distance**	: 2021 BBHA 9120D 3#/3m/VERTICAL
Memo	: 11N20 5260		

Data: 8

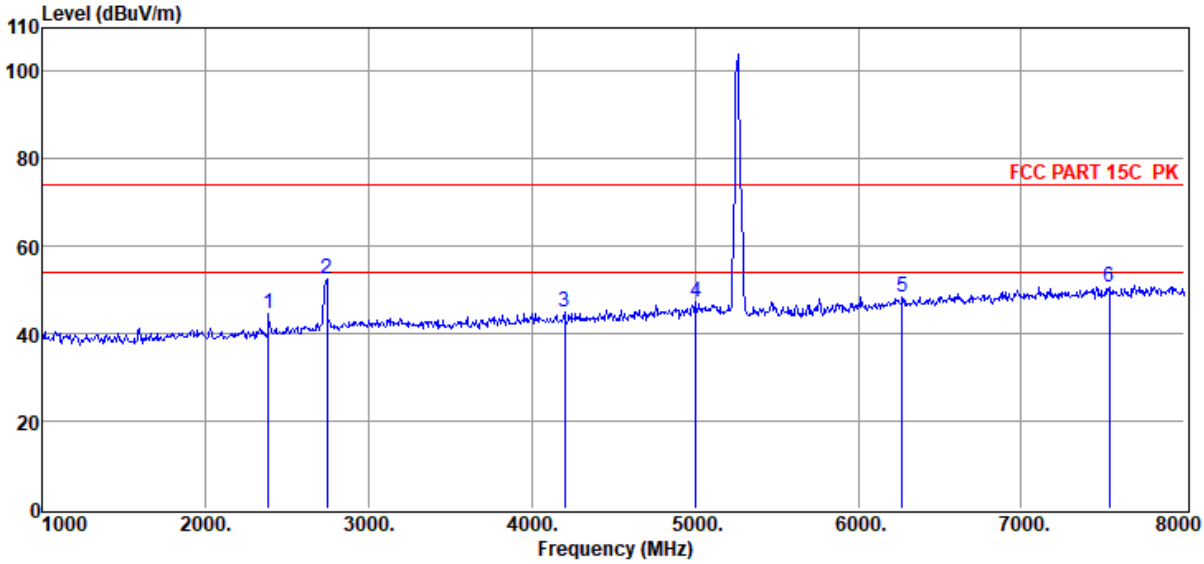

Item (Mark)	Freq. (MHz)	Read Level (dBµV)	Antenna Factor (dB/m)	PRM Factor dB	Cable Loss dB	Filter Factor dB	Result Level (dBµV/m)	Limit Line (dBµV/m)	Over Limit (dB)	Detector	Polarization
1	2386.00	54.35	27.39	39.59	1.71	0.72	44.58	74.00	-29.42	Peak	VERTICAL
2	2743.00	61.38	28.52	39.77	1.80	0.76	52.69	74.00	-21.31	Peak	VERTICAL
3	4199.00	50.77	31.26	40.24	2.21	0.87	44.87	74.00	-29.13	Peak	VERTICAL
4	5004.00	51.01	33.10	40.40	2.54	0.91	47.16	74.00	-26.84	Peak	VERTICAL
5	6271.00	49.75	34.65	40.28	3.16	1.08	48.36	74.00	-25.64	Peak	VERTICAL
6	7538.00	49.89	36.45	39.75	3.14	1.06	50.79	74.00	-23.21	Peak	VERTICAL

Note: 1. Result Level = Read Level + Antenna Factor + Cable loss + Filter Factor - PRM Factor.
2. If Peak Result complies with AV limit, AV Result is deemed to comply with AV limit.
3. Test setup: RBW: 1 MHz, VBW: 3 MHz, Sweep time: auto.

TR-4-E-009 Radiated Emission Test Result

Test Site	: DDT 3m Chamber 3#	D:\E3 6.111\2022 Report Data\Q21123016-3O 1020VR\FCC ABOVE 1G 5G WIFI.EM6	
Test Date	: 2022-07-07	**Tested By**	: Bairong
EUT	: arpara AIO 5K	**Model Number**	: VRM1020WNA
Power Supply	: Battery	**Test Mode**	: Tx Mode
Condition	: Temp:22.2°C,Humi:52.4%,Press:100.3kPa	**Antenna/Distance**	: 2021 BBHA 9120D 3#/3m/HORIZONTAL
Memo	: 11N20 5280		

Data: 9

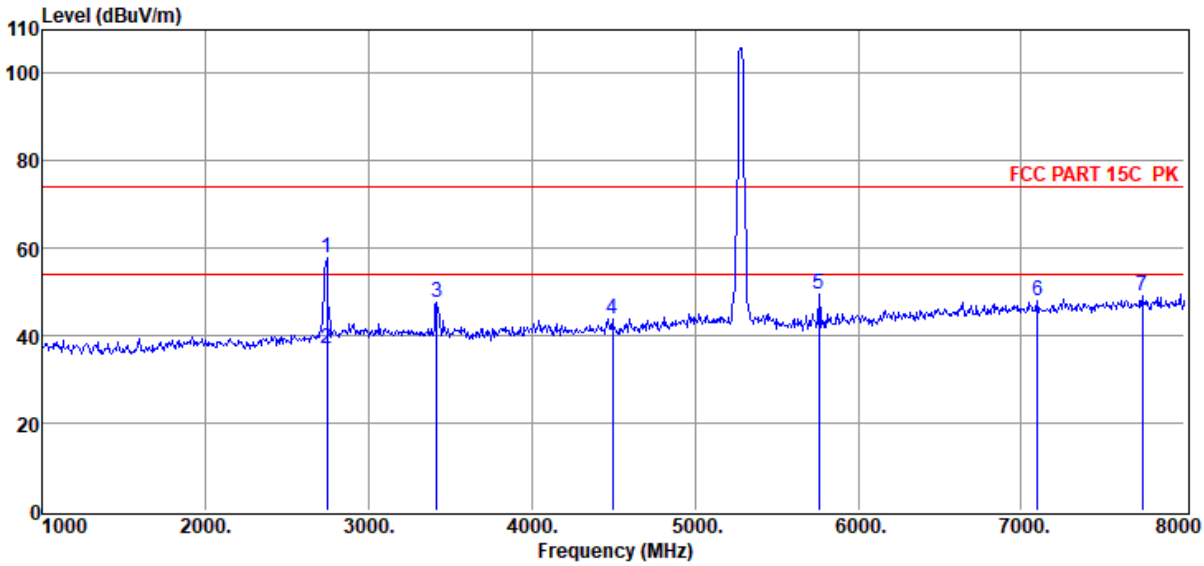

Item (Mark)	Freq. (MHz)	Read Level (dBµV)	Antenna Factor (dB/m)	PRM Factor dB	Cable Loss dB	Filter Factor dB	Result Level (dBµV/m)	Limit Line (dBµV/m)	Over Limit (dB)	Detector	Polarization
1	2743.00	66.64	28.52	39.77	1.80	0.76	57.95	74.00	-16.05	Peak	HORIZONTAL
2	2743.00	45.86	28.52	39.77	1.80	0.76	37.17	54.00	-16.83	Average	HORIZONTAL
3	3415.00	55.84	29.42	40.02	1.72	0.82	47.78	74.00	-26.22	Peak	HORIZONTAL
4	4493.00	49.50	31.49	40.30	2.36	0.88	43.93	74.00	-30.07	Peak	HORIZONTAL
5	5760.00	52.82	33.42	40.48	2.81	1.08	49.65	74.00	-24.35	Peak	HORIZONTAL
6	7097.00	47.75	36.08	39.71	3.04	0.95	48.11	74.00	-25.89	Peak	HORIZONTAL
7	7741.00	48.00	36.69	39.77	3.16	1.12	49.20	74.00	-24.80	Peak	HORIZONTAL

Note: 1. Result Level = Read Level + Antenna Factor + Cable loss + Filter Factor - PRM Factor.
2. If Peak Result complies with AV limit, AV Result is deemed to comply with AV limit.
3. Test setup: RBW: 1 MHz, VBW: 3 MHz, Sweep time: auto.

TR-4-E-009 Radiated Emission Test Result

Test Site	: DDT 3m Chamber 3#	D:\E3 6.111\2022 Report Data\Q21123016-3O 1020VR\FCC ABOVE 1G 5G WIFI.EM6	
Test Date	: 2022-07-07	**Tested By**	: Bairong
EUT	: arpara AIO 5K	**Model Number**	: VRM1020WNA
Power Supply	: Battery	**Test Mode**	: Tx Mode
Condition	: Temp:22.2°C,Humi:52.4%,Press:100.3kPa	**Antenna/Distance**	: 2021 BBHA 9120D 3#/3m/VERTICAL
Memo	: 11N20 5280		

Data: 10

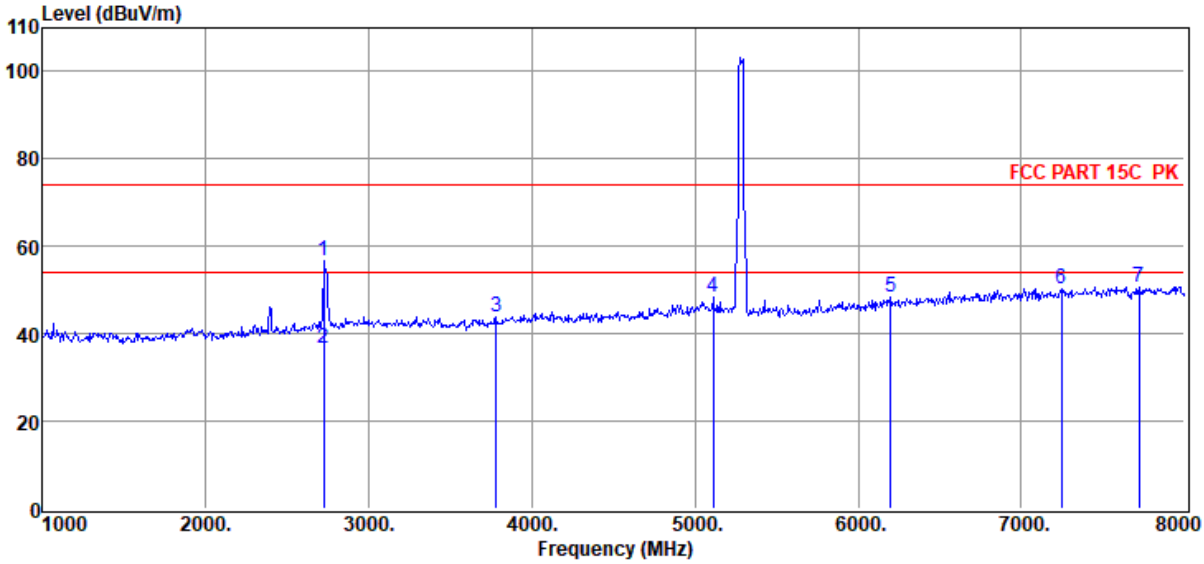

Item (Mark)	Freq. (MHz)	Read Level (dBµV)	Antenna Factor (dB/m)	PRM Factor dB	Cable Loss dB	Filter Factor dB	Result Level (dBµV/m)	Limit Line (dBµV/m)	Over Limit (dB)	Detector	Polarization
1	2722.00	65.36	28.44	39.76	1.80	0.76	56.60	74.00	-17.40	Peak	VERTICAL
2	2722.00	45.35	28.44	39.76	1.80	0.76	36.59	54.00	-17.41	Average	VERTICAL
3	3779.00	50.88	30.35	40.13	1.92	0.84	43.86	74.00	-30.14	Peak	VERTICAL
4	5109.00	52.22	33.03	40.41	2.55	0.94	48.33	74.00	-25.67	Peak	VERTICAL
5	6201.00	50.03	34.48	40.34	3.13	1.10	48.40	74.00	-25.60	Peak	VERTICAL
6	7244.00	49.81	36.20	39.72	3.08	0.99	50.36	74.00	-23.64	Peak	VERTICAL
7	7720.00	49.54	36.66	39.77	3.16	1.11	50.70	74.00	-23.30	Peak	VERTICAL

Note: 1. Result Level = Read Level + Antenna Factor + Cable loss + Filter Factor - PRM Factor.
2. If Peak Result complies with AV limit, AV Result is deemed to comply with AV limit.
3. Test setup: RBW: 1 MHz, VBW: 3 MHz, Sweep time: auto.

TR-4-E-009 Radiated Emission Test Result

Test Site	: DDT 3m Chamber 3#	D:\E3 6.111\2022 Report Data\Q21123016-3O 1020VR\FCC ABOVE 1G 5G WIFI.EM6	
Test Date	: 2022-07-07	**Tested By**	: Bairong
EUT	: arpara AIO 5K	**Model Number**	: VRM1020WNA
Power Supply	: Battery	**Test Mode**	: Tx Mode
Condition	: Temp:22.2°C,Humi:52.4%,Press:100.3kPa	**Antenna/Distance**	: 2021 BBHA 9120D 3#/3m/HORIZONTAL
Memo	: 11N20 5320		

Data: 11

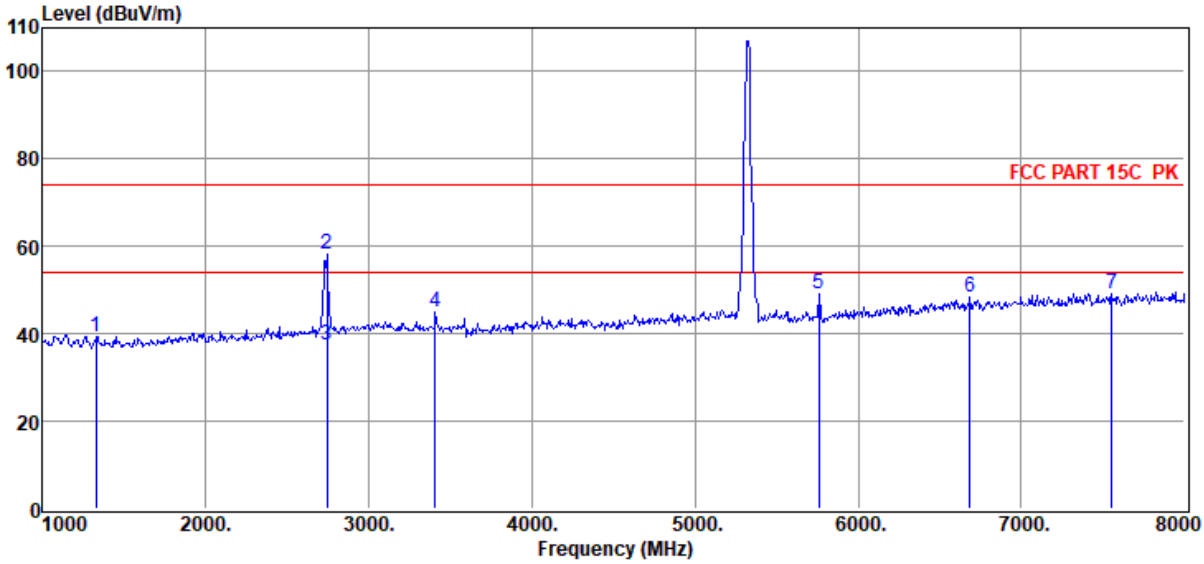

Item (Mark)	Freq. (MHz)	Read Level (dBµV)	Antenna Factor (dB/m)	PRM Factor dB	Cable Loss dB	Filter Factor dB	Result Level (dBµV/m)	Limit Line (dBµV/m)	Over Limit (dB)	Detector	Polarization
1	1329.00	50.51	25.43	38.39	1.28	0.56	39.39	74.00	-34.61	Peak	HORIZONTAL
2	2743.00	66.74	28.52	39.77	1.80	0.76	58.05	74.00	-15.95	Peak	HORIZONTAL
3	2743.00	46.27	28.52	39.77	1.80	0.76	37.58	54.00	-16.42	Average	HORIZONTAL
4	3408.00	53.22	29.42	40.02	1.72	0.82	45.16	74.00	-28.84	Peak	HORIZONTAL
5	5760.00	52.37	33.42	40.48	2.81	1.08	49.20	74.00	-24.80	Peak	HORIZONTAL
6	6684.00	48.54	35.49	39.95	3.18	1.00	48.26	74.00	-25.74	Peak	HORIZONTAL
7	7552.00	48.23	36.46	39.76	3.15	1.07	49.15	74.00	-24.85	Peak	HORIZONTAL

Note: 1. Result Level = Read Level + Antenna Factor + Cable loss + Filter Factor - PRM Factor.
2. If Peak Result complies with AV limit, AV Result is deemed to comply with AV limit.
3. Test setup: RBW: 1 MHz, VBW: 3 MHz, Sweep time: auto.

TR-4-E-009 Radiated Emission Test Result

Test Site	: DDT 3m Chamber 3#	D:\E3 6.111\2022 Report Data\Q21123016-3O 1020VR\FCC ABOVE 1G 5G WIFI.EM6	
Test Date	: 2022-07-07	**Tested By**	: Bairong
EUT	: arpara AIO 5K	**Model Number**	: VRM1020WNA
Power Supply	: Battery	**Test Mode**	: Tx Mode
Condition	: Temp:22.2°C,Humi:52.4%,Press:100.3kPa	**Antenna/Distance**	: 2021 BBHA 9120D 3#/3m/VERTICAL
Memo	: 11N20 5320		

Data: 12

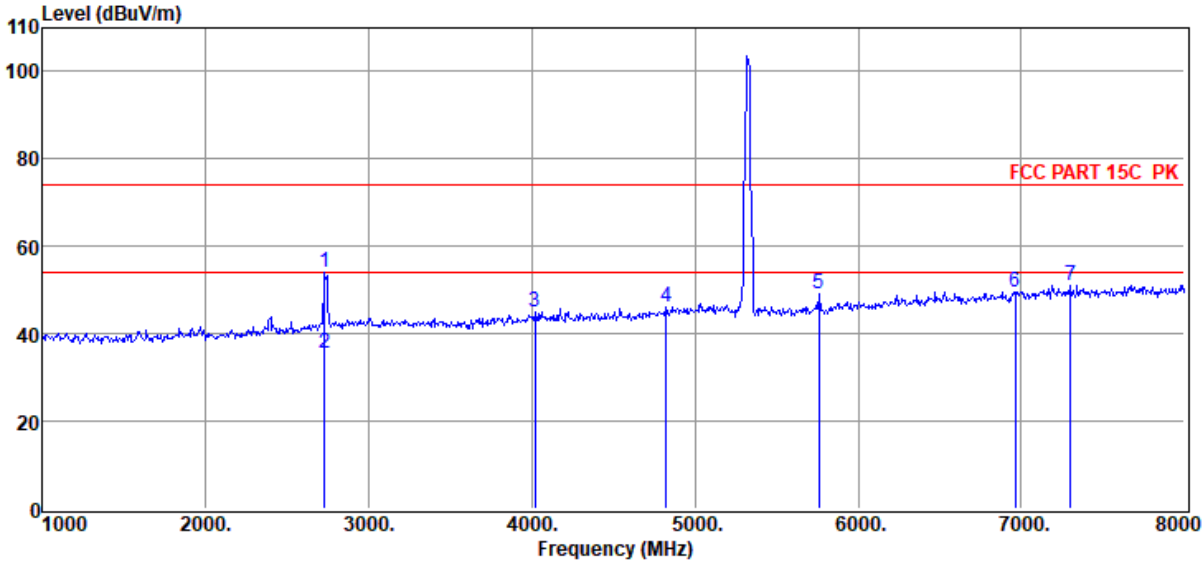

Item (Mark)	Freq. (MHz)	Read Level (dBµV)	Antenna Factor (dB/m)	PRM Factor dB	Cable Loss dB	Filter Factor dB	Result Level (dBµV/m)	Limit Line (dBµV/m)	Over Limit (dB)	Detector	Polarization
1	2729.00	62.65	28.47	39.76	1.80	0.76	53.92	74.00	-20.08	Peak	VERTICAL
2	2729.00	44.25	28.47	39.76	1.80	0.76	35.52	54.00	-18.48	Average	VERTICAL
3	4017.00	51.02	31.11	40.20	2.12	0.86	44.91	74.00	-29.09	Peak	VERTICAL
4	4822.00	50.55	32.53	40.36	2.48	0.90	46.10	74.00	-27.90	Peak	VERTICAL
5	5760.00	52.37	33.42	40.48	2.81	1.08	49.20	74.00	-24.80	Peak	VERTICAL
6	6964.00	49.51	35.94	39.73	3.04	0.94	49.70	74.00	-24.30	Peak	VERTICAL
7	7300.00	50.61	36.24	39.73	3.09	1.00	51.21	74.00	-22.79	Peak	VERTICAL

Note: 1. Result Level = Read Level + Antenna Factor + Cable loss + Filter Factor - PRM Factor.
2. If Peak Result complies with AV limit, AV Result is deemed to comply with AV limit.
3. Test setup: RBW: 1 MHz, VBW: 3 MHz, Sweep time: auto.

TR-4-E-009 Radiated Emission Test Result

Test Site	: DDT 3m Chamber 3#	D:\E3 6.111\2022 Report Data\Q21123016-3O 1020VR\FCC ABOVE 1G 5G WIFI.EM6	
Test Date	: 2022-07-07	**Tested By**	: Bairong
EUT	: arpara AIO 5K	**Model Number**	: VRM1020WNA
Power Supply	: Battery	**Test Mode**	: Tx Mode
Condition	: Temp:22.2°C,Humi:52.4%,Press:100.3kPa	**Antenna/Distance**	: 2021 BBHA 9120D 3#/3m/HORIZONTAL
Memo	: 11N20 5500		

Data: 13

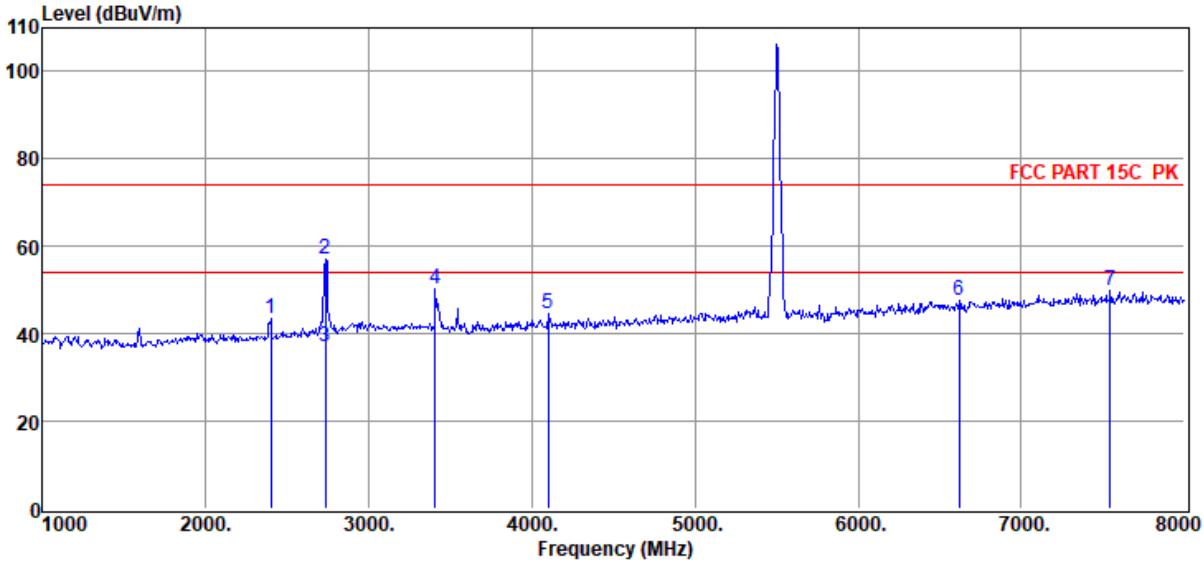

Item (Mark)	Freq. (MHz)	Read Level (dBµV)	Antenna Factor (dB/m)	PRM Factor dB	Cable Loss dB	Filter Factor dB	Result Level (dBµV/m)	Limit Line (dBµV/m)	Over Limit (dB)	Detector	Polarization
1	2400.00	53.27	27.42	39.60	1.71	0.72	43.52	74.00	-30.48	Peak	HORIZONTAL
2	2736.00	65.65	28.50	39.77	1.80	0.76	56.94	74.00	-17.06	Peak	HORIZONTAL
3	2736.00	45.65	28.50	39.77	1.80	0.76	36.94	54.00	-17.06	Average	HORIZONTAL
4	3408.00	58.39	29.42	40.02	1.72	0.82	50.33	74.00	-23.67	Peak	HORIZONTAL
5	4101.00	50.61	31.18	40.22	2.16	0.87	44.60	74.00	-29.40	Peak	HORIZONTAL
6	6621.00	48.14	35.39	40.00	3.21	1.01	47.75	74.00	-26.25	Peak	HORIZONTAL
7	7545.00	48.96	36.45	39.75	3.14	1.07	49.87	74.00	-24.13	Peak	HORIZONTAL

Note: 1. Result Level = Read Level + Antenna Factor + Cable loss + Filter Factor - PRM Factor.
2. If Peak Result complies with AV limit, AV Result is deemed to comply with AV limit.
3. Test setup: RBW: 1 MHz, VBW: 3 MHz, Sweep time: auto.

TR-4-E-009 Radiated Emission Test Result

Test Site	: DDT 3m Chamber 3#	D:\E3 6.111\2022 Report Data\Q21123016-3O 1020VR\FCC ABOVE 1G 5G WIFI.EM6	
Test Date	: 2022-07-07	**Tested By**	: Bairong
EUT	: arpara AIO 5K	**Model Number**	: VRM1020WNA
Power Supply	: Battery	**Test Mode**	: Tx Mode
Condition	: Temp:22.2°C,Humi:52.4%,Press:100.3kPa	**Antenna/Distance**	: 2021 BBHA 9120D 3#/3m/VERTICAL
Memo	: 11N20 5500		

Data: 14

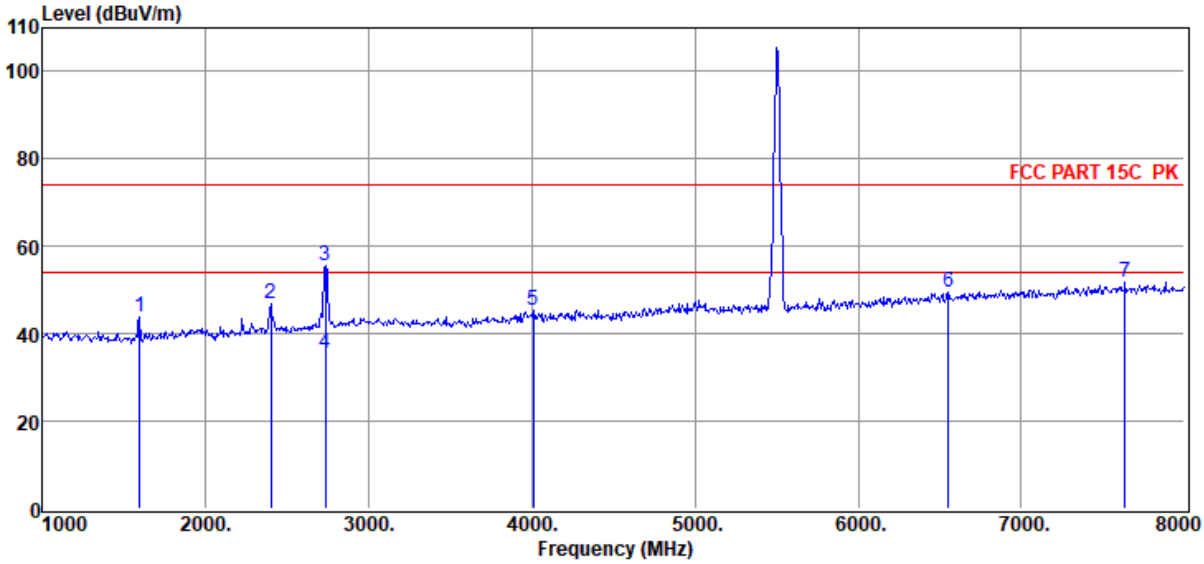

Item (Mark)	Freq. (MHz)	Read Level (dBµV)	Antenna Factor (dB/m)	PRM Factor dB	Cable Loss dB	Filter Factor dB	Result Level (dBµV/m)	Limit Line (dBµV/m)	Over Limit (dB)	Detector	Polarization
1	1595.00	55.11	25.65	38.79	1.42	0.61	44.00	74.00	-30.00	Peak	VERTICAL
2	2400.00	56.74	27.42	39.60	1.71	0.72	46.99	74.00	-27.01	Peak	VERTICAL
3	2736.00	64.34	28.50	39.77	1.80	0.76	55.63	74.00	-18.37	Peak	VERTICAL
4	2736.00	44.33	28.50	39.77	1.80	0.76	35.62	54.00	-18.38	Average	VERTICAL
5	4010.00	51.39	31.11	40.20	2.12	0.86	45.28	74.00	-28.72	Peak	VERTICAL
6	6551.00	50.13	35.28	40.06	3.24	1.02	49.61	74.00	-24.39	Peak	VERTICAL
7	7636.00	50.90	36.56	39.76	3.15	1.09	51.94	74.00	-22.06	Peak	VERTICAL

Note: 1. Result Level = Read Level + Antenna Factor + Cable loss + Filter Factor - PRM Factor.
2. If Peak Result complies with AV limit, AV Result is deemed to comply with AV limit.
3. Test setup: RBW: 1 MHz, VBW: 3 MHz, Sweep time: auto.

TR-4-E-009 Radiated Emission Test Result

Test Site	: DDT 3m Chamber 3#	D:\E3 6.111\2022 Report Data\Q21123016-3O 1020VR\FCC ABOVE 1G 5G WIFI.EM6	
Test Date	: 2022-07-07	**Tested By**	: Bairong
EUT	: arpara AIO 5K	**Model Number**	: VRM1020WNA
Power Supply	: Battery	**Test Mode**	: Tx Mode
Condition	: Temp:22.2°C,Humi:52.4%,Press:100.3kPa	**Antenna/Distance**	: 2021 BBHA 9120D 3#/3m/HORIZONTAL
Memo	: 11N20 5580		

Data: 15

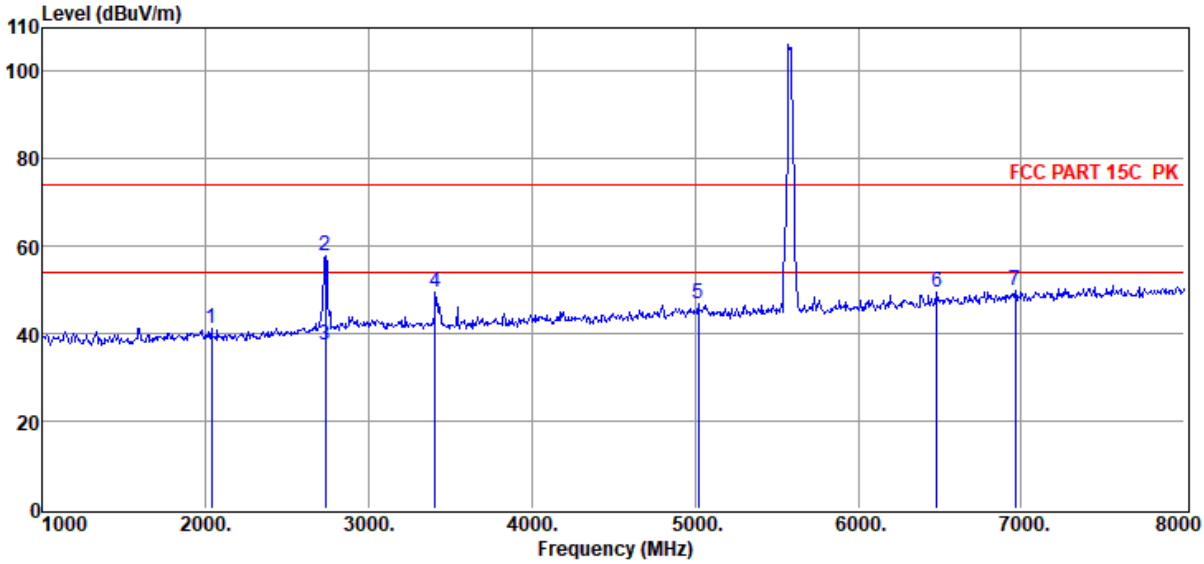

Item (Mark)	Freq. (MHz)	Read Level (dBµV)	Antenna Factor (dB/m)	PRM Factor dB	Cable Loss dB	Filter Factor dB	Result Level (dBµV/m)	Limit Line (dBµV/m)	Over Limit (dB)	Detector	Polarization
1	2036.00	51.68	26.76	39.42	1.61	0.68	41.31	74.00	-32.69	Peak	HORIZONTAL
2	2736.00	66.62	28.50	39.77	1.80	0.76	57.91	74.00	-16.09	Peak	HORIZONTAL
3	2736.00	46.11	28.50	39.77	1.80	0.76	37.40	54.00	-16.60	Average	HORIZONTAL
4	3408.00	57.47	29.42	40.02	1.72	0.82	49.41	74.00	-24.59	Peak	HORIZONTAL
5	5018.00	50.79	33.09	40.40	2.54	0.91	46.93	74.00	-27.07	Peak	HORIZONTAL
6	6481.00	50.03	35.15	40.12	3.26	1.04	49.36	74.00	-24.64	Peak	HORIZONTAL
7	6964.00	49.81	35.94	39.73	3.04	0.94	50.00	74.00	-24.00	Peak	HORIZONTAL

Note: 1. Result Level = Read Level + Antenna Factor + Cable loss + Filter Factor - PRM Factor.
2. If Peak Result complies with AV limit, AV Result is deemed to comply with AV limit.
3. Test setup: RBW: 1 MHz, VBW: 3 MHz, Sweep time: auto.

TR-4-E-009 Radiated Emission Test Result

Test Site	: DDT 3m Chamber 3#	D:\E3 6.111\2022 Report Data\Q21123016-3O 1020VR\FCC ABOVE 1G 5G WIFI.EM6	
Test Date	: 2022-07-07	**Tested By**	: Bairong
EUT	: arpara AIO 5K	**Model Number**	: VRM1020WNA
Power Supply	: Battery	**Test Mode**	: Tx Mode
Condition	: Temp:22.2°C,Humi:52.4%,Press:100.3kPa	**Antenna/Distance**	: 2021 BBHA 9120D 3#/3m/VERTICAL
Memo	: 11N20 5580		

Data: 16

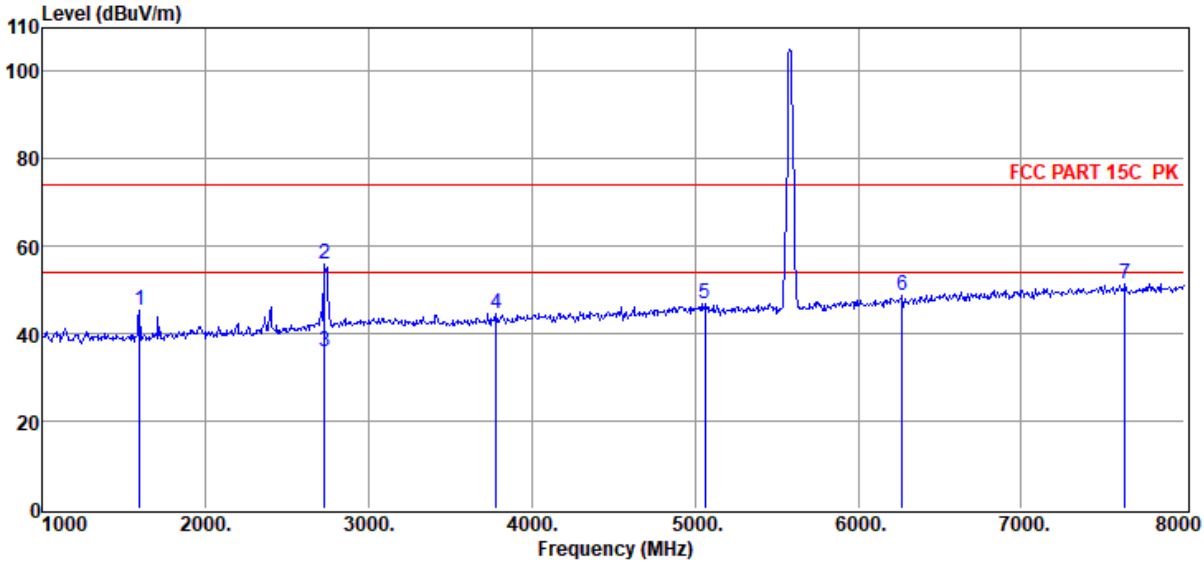

Item (Mark)	Freq. (MHz)	Read Level (dBµV)	Antenna Factor (dB/m)	PRM Factor dB	Cable Loss dB	Filter Factor dB	Result Level (dBµV/m)	Limit Line (dBµV/m)	Over Limit (dB)	Detector	Polarization
1	1595.00	56.59	25.65	38.79	1.42	0.61	45.48	74.00	-28.52	Peak	VERTICAL
2	2729.00	64.80	28.47	39.76	1.80	0.76	56.07	74.00	-17.93	Peak	VERTICAL
3	2729.00	44.80	28.47	39.76	1.80	0.76	36.07	54.00	-17.93	Average	VERTICAL
4	3779.00	51.76	30.35	40.13	1.92	0.84	44.74	74.00	-29.26	Peak	VERTICAL
5	5060.00	50.81	33.06	40.41	2.54	0.92	46.92	74.00	-27.08	Peak	VERTICAL
6	6271.00	50.25	34.65	40.28	3.16	1.08	48.86	74.00	-25.14	Peak	VERTICAL
7	7636.00	50.27	36.56	39.76	3.15	1.09	51.31	74.00	-22.69	Peak	VERTICAL

Note: 1. Result Level = Read Level + Antenna Factor + Cable loss + Filter Factor - PRM Factor.
2. If Peak Result complies with AV limit, AV Result is deemed to comply with AV limit.
3. Test setup: RBW: 1 MHz, VBW: 3 MHz, Sweep time: auto.

TR-4-E-009 Radiated Emission Test Result

Test Site	: DDT 3m Chamber 3#	D:\E3 6.111\2022 Report Data\Q21123016-3O 1020VR\FCC ABOVE 1G 5G WIFI.EM6	
Test Date	: 2022-07-07	**Tested By**	: Bairong
EUT	: arpara AIO 5K	**Model Number**	: VRM1020WNA
Power Supply	: Battery	**Test Mode**	: Tx Mode
Condition	: Temp:22.2°C,Humi:52.4%,Press:100.3kPa	**Antenna/Distance**	: 2021 BBHA 9120D 3#/3m/HORIZONTAL
Memo	: 11N20 5700		

Data: 17

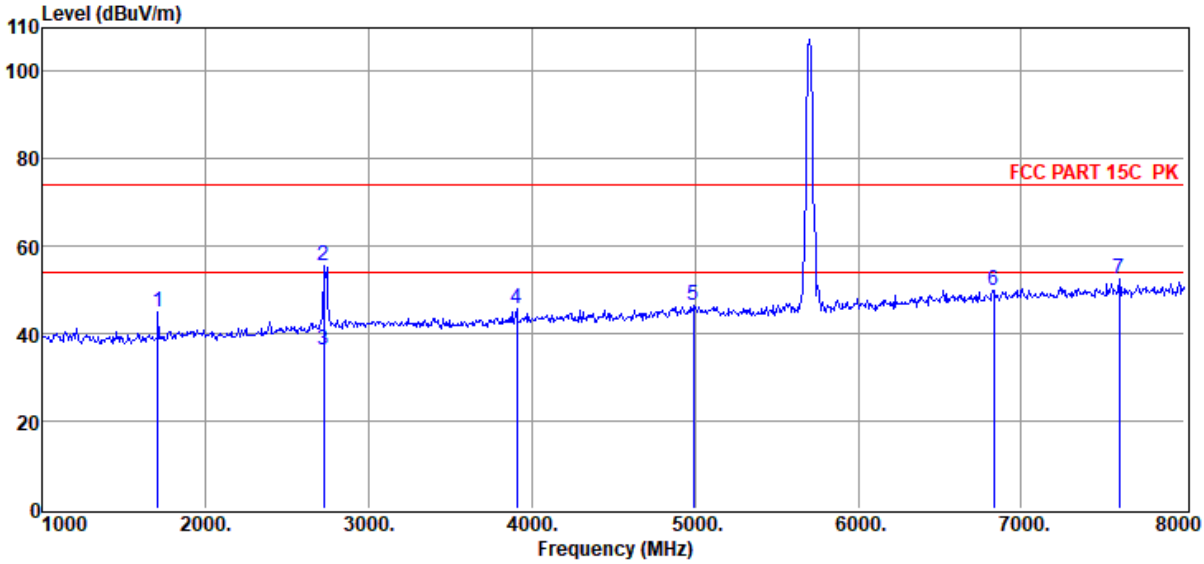

Item (Mark)	Freq. (MHz)	Read Level (dBµV)	Antenna Factor (dB/m)	PRM Factor dB	Cable Loss dB	Filter Factor dB	Result Level (dBµV/m)	Limit Line (dBµV/m)	Over Limit (dB)	Detector	Polarization
1	1707.00	56.01	25.94	38.96	1.47	0.63	45.09	74.00	-28.91	Peak	HORIZONTAL
2	2722.00	64.33	28.44	39.76	1.80	0.76	55.57	74.00	-18.43	Peak	HORIZONTAL
3	2722.00	44.88	28.44	39.76	1.80	0.76	36.12	54.00	-17.88	Average	HORIZONTAL
4	3905.00	52.39	30.78	40.17	2.03	0.85	45.88	74.00	-28.12	Peak	HORIZONTAL
5	4990.00	50.52	33.07	40.40	2.54	0.91	46.64	74.00	-27.36	Peak	HORIZONTAL
6	6831.00	50.03	35.73	39.84	3.10	0.97	49.99	74.00	-24.01	Peak	HORIZONTAL
7	7601.00	51.46	36.52	39.76	3.15	1.08	52.45	74.00	-21.55	Peak	HORIZONTAL

Note: 1. Result Level = Read Level + Antenna Factor + Cable loss + Filter Factor - PRM Factor.
2. If Peak Result complies with AV limit, AV Result is deemed to comply with AV limit.
3. Test setup: RBW: 1 MHz, VBW: 3 MHz, Sweep time: auto.

TR-4-E-009 Radiated Emission Test Result

Test Site	: DDT 3m Chamber 3#	D:\E3 6.111\2022 Report Data\Q21123016-3O 1020VR\FCC ABOVE 1G 5G WIFI.EM6	
Test Date	: 2022-07-07	**Tested By**	: Bairong
EUT	: arpara AIO 5K	**Model Number**	: VRM1020WNA
Power Supply	: Battery	**Test Mode**	: Tx Mode
Condition	: Temp:22.2°C,Humi:52.4%,Press:100.3kPa	**Antenna/Distance**	: 2021 BBHA 9120D 3#/3m/VERTICAL
Memo	: 11N20 5700		

Data: 18

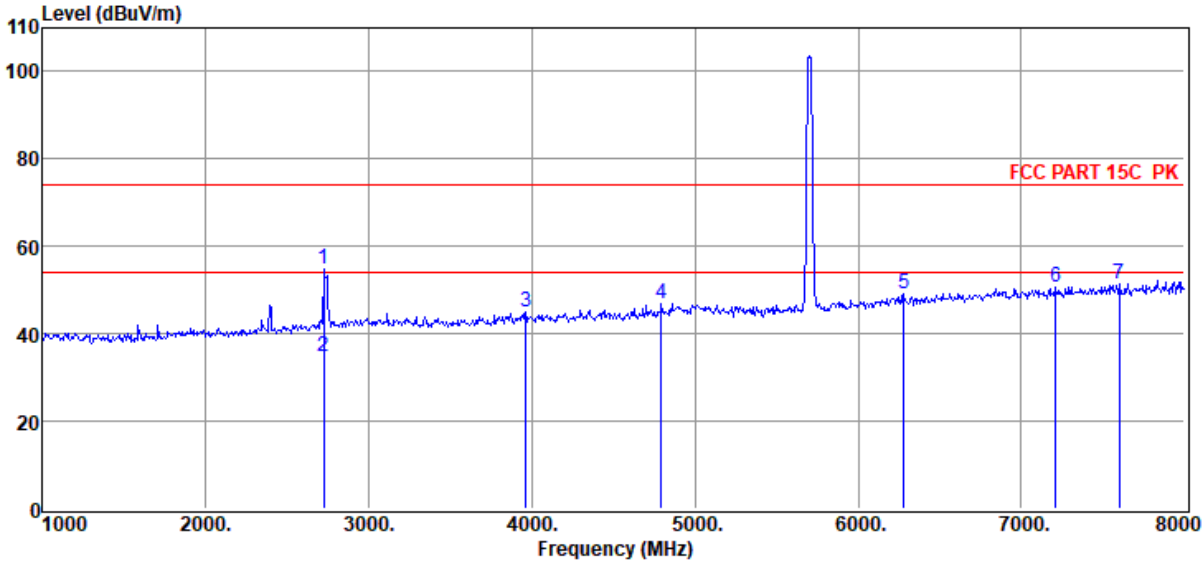

Item (Mark)	Freq. (MHz)	Read Level (dBµV)	Antenna Factor (dB/m)	PRM Factor dB	Cable Loss dB	Filter Factor dB	Result Level (dBµV/m)	Limit Line (dBµV/m)	Over Limit (dB)	Detector	Polarization
1	2722.00	63.50	28.44	39.76	1.80	0.76	54.74	74.00	-19.26	Peak	VERTICAL
2	2722.00	43.58	28.44	39.76	1.80	0.76	34.82	54.00	-19.18	Average	VERTICAL
3	3961.00	51.21	30.97	40.19	2.08	0.86	44.93	74.00	-29.07	Peak	VERTICAL
4	4794.00	51.34	32.44	40.36	2.47	0.90	46.79	74.00	-27.21	Peak	VERTICAL
5	6278.00	50.54	34.67	40.28	3.16	1.08	49.17	74.00	-24.83	Peak	VERTICAL
6	7209.00	50.31	36.17	39.72	3.07	0.98	50.81	74.00	-23.19	Peak	VERTICAL
7	7601.00	50.58	36.52	39.76	3.15	1.08	51.57	74.00	-22.43	Peak	VERTICAL

Note: 1. Result Level = Read Level + Antenna Factor + Cable loss + Filter Factor - PRM Factor.
2. If Peak Result complies with AV limit, AV Result is deemed to comply with AV limit.
3. Test setup: RBW: 1 MHz, VBW: 3 MHz, Sweep time: auto.

TR-4-E-009 Radiated Emission Test Result

Test Site	: DDT 3m Chamber 3#	D:\E3 6.111\2022 Report Data\Q21123016-3O 1020VR\FCC ABOVE 1G 5G WIFI.EM6	
Test Date	: 2022-07-07	**Tested By**	: Bairong
EUT	: arpara AIO 5K	**Model Number**	: VRM1020WNA
Power Supply	: Battery	**Test Mode**	: Tx Mode
Condition	: Temp:22.2°C,Humi:52.4%,Press:100.3kPa	**Antenna/Distance**	: 2021 BBHA 9120D 3#/3m/HORIZONTAL
Memo	: 11N20 5745		

Data: 19

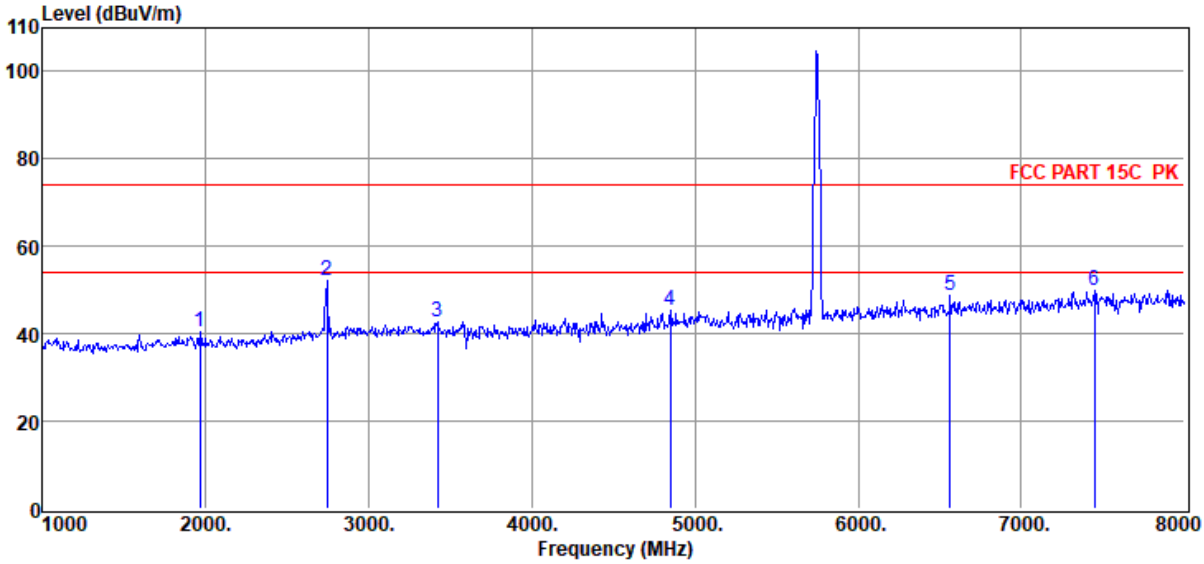

Item (Mark)	Freq. (MHz)	Read Level (dBµV)	Antenna Factor (dB/m)	PRM Factor dB	Cable Loss dB	Filter Factor dB	Result Level (dBµV/m)	Limit Line (dBµV/m)	Over Limit (dB)	Detector	Polarization
1	1966.00	51.07	26.61	39.35	1.59	0.67	40.59	74.00	-33.41	Peak	HORIZONTAL
2	2743.00	60.79	28.52	39.77	1.80	0.76	52.10	74.00	-21.90	Peak	HORIZONTAL
3	3422.00	50.61	29.42	40.03	1.72	0.82	42.54	74.00	-31.46	Peak	HORIZONTAL
4	4850.00	49.75	32.62	40.37	2.49	0.90	45.39	74.00	-28.61	Peak	HORIZONTAL
5	6565.00	49.42	35.30	40.05	3.24	1.02	48.93	74.00	-25.07	Peak	HORIZONTAL
6	7447.00	48.99	36.36	39.74	3.13	1.04	49.78	74.00	-24.22	Peak	HORIZONTAL

Note: 1. Result Level = Read Level + Antenna Factor + Cable loss + Filter Factor - PRM Factor.
2. If Peak Result complies with AV limit, AV Result is deemed to comply with AV limit.
3. Test setup: RBW: 1 MHz, VBW: 3 MHz, Sweep time: auto.

TR-4-E-009 Radiated Emission Test Result

Test Site	: DDT 3m Chamber 3#	D:\E3 6.111\2022 Report Data\Q21123016-3O 1020VR\FCC ABOVE 1G 5G WIFI.EM6	
Test Date	: 2022-07-07	**Tested By**	: Bairong
EUT	: arpara AIO 5K	**Model Number**	: VRM1020WNA
Power Supply	: Battery	**Test Mode**	: Tx Mode
Condition	: Temp:22.2°C,Humi:52.4%,Press:100.3kPa	**Antenna/Distance**	: 2021 BBHA 9120D 3#/3m/VERTICAL
Memo	: 11N20 5745		

Data: 20

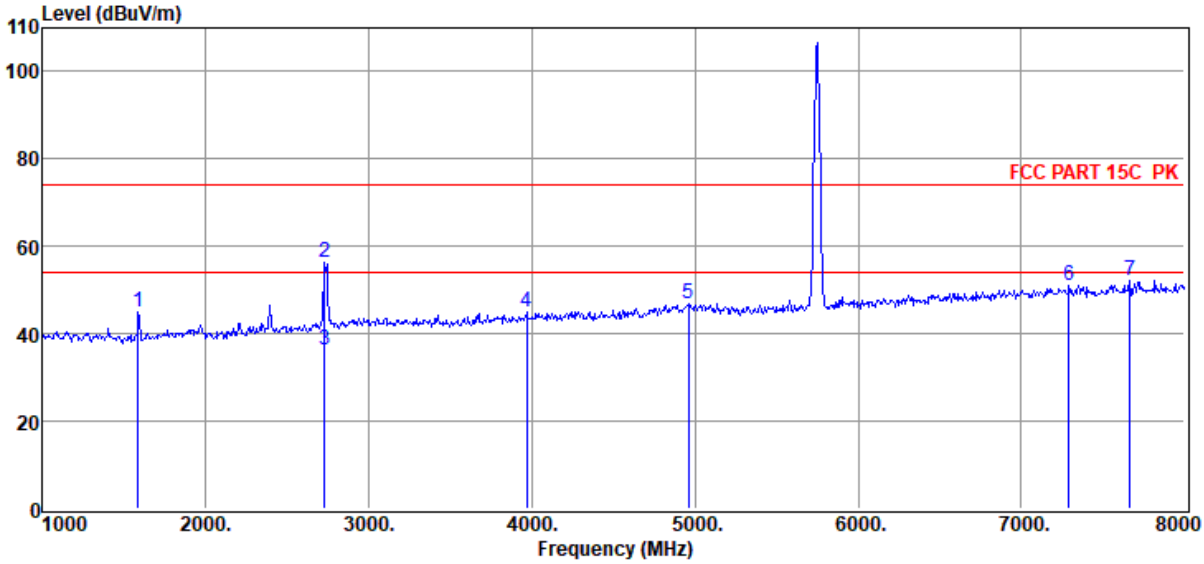

Item (Mark)	Freq. (MHz)	Read Level (dBµV)	Antenna Factor (dB/m)	PRM Factor dB	Cable Loss dB	Filter Factor dB	Result Level (dBµV/m)	Limit Line (dBµV/m)	Over Limit (dB)	Detector	Polarization
1	1588.00	56.28	25.63	38.78	1.42	0.61	45.16	74.00	-28.84	Peak	VERTICAL
2	2729.00	65.12	28.47	39.76	1.80	0.76	56.39	74.00	-17.61	Peak	VERTICAL
3	2729.00	45.12	28.47	39.76	1.80	0.76	36.39	54.00	-17.61	Average	VERTICAL
4	3968.00	51.40	30.99	40.19	2.08	0.86	45.14	74.00	-28.86	Peak	VERTICAL
5	4962.00	50.82	32.98	40.39	2.53	0.91	46.85	74.00	-27.15	Peak	VERTICAL
6	7293.00	50.26	36.23	39.73	3.09	1.00	50.85	74.00	-23.15	Peak	VERTICAL
7	7664.00	51.15	36.60	39.77	3.16	1.10	52.24	74.00	-21.76	Peak	VERTICAL

Note: 1. Result Level = Read Level + Antenna Factor + Cable loss + Filter Factor - PRM Factor.
2. If Peak Result complies with AV limit, AV Result is deemed to comply with AV limit.
3. Test setup: RBW: 1 MHz, VBW: 3 MHz, Sweep time: auto.

TR-4-E-009 Radiated Emission Test Result

Test Site	: DDT 3m Chamber 3#	D:\E3 6.111\2022 Report Data\Q21123016-3O 1020VR\FCC ABOVE 1G 5G WIFI.EM6	
Test Date	: 2022-07-07	**Tested By**	: Bairong
EUT	: arpara AIO 5K	**Model Number**	: VRM1020WNA
Power Supply	: Battery	**Test Mode**	: Tx Mode
Condition	: Temp:22.2°C,Humi:52.4%,Press:100.3kPa	**Antenna/Distance**	: 2021 BBHA 9120D 3#/3m/HORIZONTAL
Memo	: 11N20 5785		

Data: 21

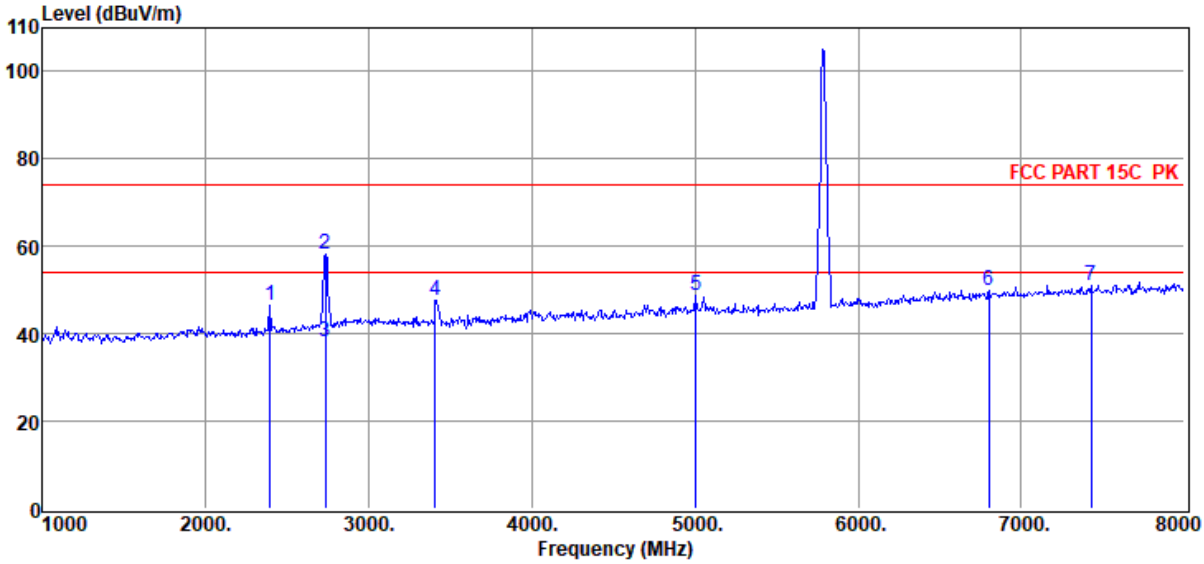

Item (Mark)	Freq. (MHz)	Read Level (dBµV)	Antenna Factor (dB/m)	PRM Factor dB	Cable Loss dB	Filter Factor dB	Result Level (dBµV/m)	Limit Line (dBµV/m)	Over Limit (dB)	Detector	Polarization
1	2393.00	56.40	27.41	39.60	1.71	0.72	46.64	74.00	-27.36	Peak	HORIZONTAL
2	2736.00	66.78	28.50	39.77	1.80	0.76	58.07	74.00	-15.93	Peak	HORIZONTAL
3	2736.00	46.77	28.50	39.77	1.80	0.76	38.06	54.00	-15.94	Average	HORIZONTAL
4	3408.00	55.83	29.42	40.02	1.72	0.82	47.77	74.00	-26.23	Peak	HORIZONTAL
5	5004.00	52.43	33.10	40.40	2.54	0.91	48.58	74.00	-25.42	Peak	HORIZONTAL
6	6803.00	50.05	35.68	39.86	3.12	0.97	49.96	74.00	-24.04	Peak	HORIZONTAL
7	7426.00	50.37	36.34	39.74	3.12	1.04	51.13	74.00	-22.87	Peak	HORIZONTAL

Note: 1. Result Level = Read Level + Antenna Factor + Cable loss + Filter Factor - PRM Factor.
2. If Peak Result complies with AV limit, AV Result is deemed to comply with AV limit.
3. Test setup: RBW: 1 MHz, VBW: 3 MHz, Sweep time: auto.

TR-4-E-009 Radiated Emission Test Result

Test Site	: DDT 3m Chamber 3#	D:\E3 6.111\2022 Report Data\Q21123016-3O 1020VR\FCC ABOVE 1G 5G WIFI.EM6	
Test Date	: 2022-07-07	**Tested By**	: Bairong
EUT	: arpara AIO 5K	**Model Number**	: VRM1020WNA
Power Supply	: Battery	**Test Mode**	: Tx Mode
Condition	: Temp:22.2°C,Humi:52.4%,Press:100.3kPa	**Antenna/Distance**	: 2021 BBHA 9120D 3#/3m/VERTICAL
Memo	: 11N20 5785		

Data: 22

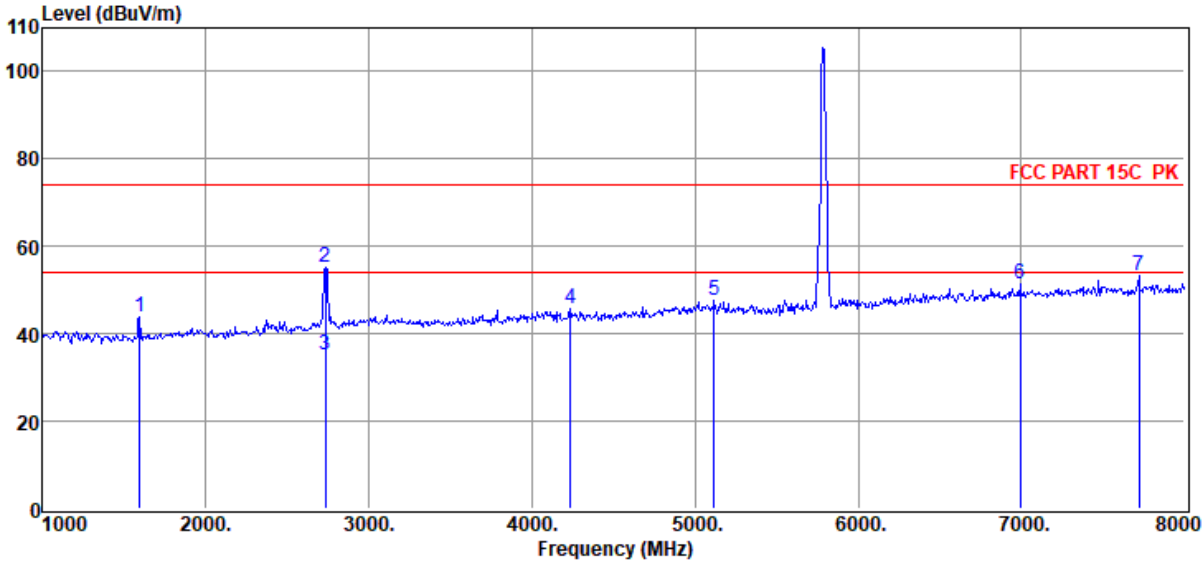

Item (Mark)	Freq. (MHz)	Read Level (dBµV)	Antenna Factor (dB/m)	PRM Factor dB	Cable Loss dB	Filter Factor dB	Result Level (dBµV/m)	Limit Line (dBµV/m)	Over Limit (dB)	Detector	Polarization
1	1595.00	54.82	25.65	38.79	1.42	0.61	43.71	74.00	-30.29	Peak	VERTICAL
2	2736.00	63.76	28.50	39.77	1.80	0.76	55.05	74.00	-18.95	Peak	VERTICAL
3	2736.00	43.76	28.50	39.77	1.80	0.76	35.05	54.00	-18.95	Average	VERTICAL
4	4234.00	51.56	31.29	40.25	2.23	0.87	45.70	74.00	-28.30	Peak	VERTICAL
5	5116.00	51.52	33.03	40.41	2.55	0.94	47.63	74.00	-26.37	Peak	VERTICAL
6	6992.00	51.10	35.99	39.71	3.02	0.93	51.33	74.00	-22.67	Peak	VERTICAL
7	7720.00	52.26	36.66	39.77	3.16	1.11	53.42	74.00	-20.58	Peak	VERTICAL

Note: 1. Result Level = Read Level + Antenna Factor + Cable loss + Filter Factor - PRM Factor.
2. If Peak Result complies with AV limit, AV Result is deemed to comply with AV limit.
3. Test setup: RBW: 1 MHz, VBW: 3 MHz, Sweep time: auto.

TR-4-E-009 Radiated Emission Test Result

Test Site	: DDT 3m Chamber 3#	D:\E3 6.111\2022 Report Data\Q21123016-3O 1020VR\FCC ABOVE 1G 5G WIFI.EM6	
Test Date	: 2022-07-07	**Tested By**	: Bairong
EUT	: arpara AIO 5K	**Model Number**	: VRM1020WNA
Power Supply	: Battery	**Test Mode**	: Tx Mode
Condition	: Temp:22.2°C,Humi:52.4%,Press:100.3kPa	**Antenna/Distance**	: 2021 BBHA 9120D 3#/3m/HORIZONTAL
Memo	: 11N20 5825		

Data: 23

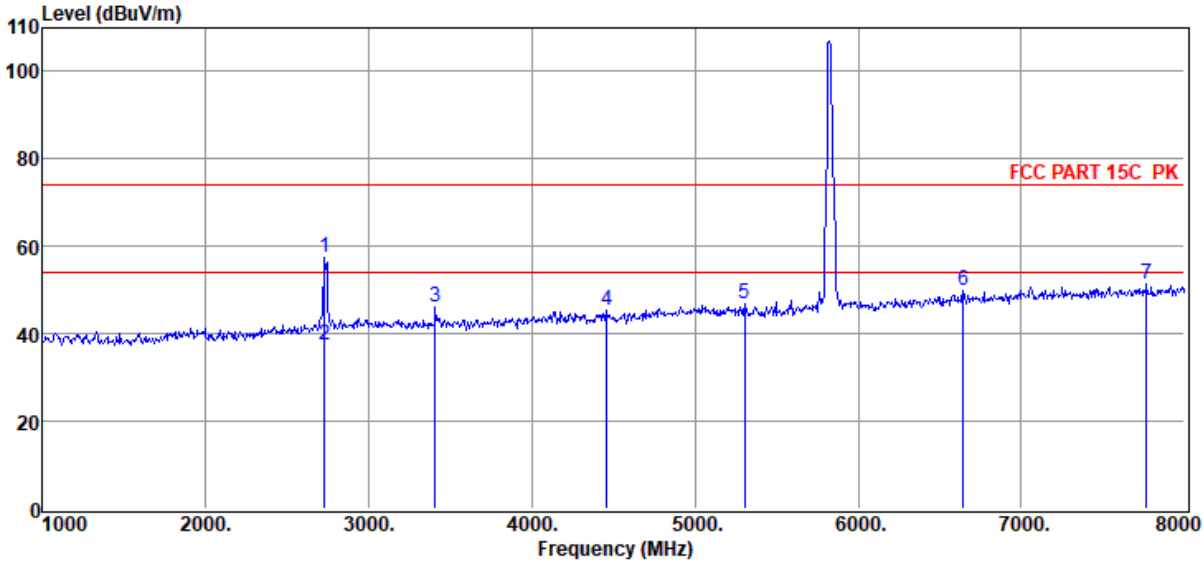

Item (Mark)	Freq. (MHz)	Read Level (dBµV)	Antenna Factor (dB/m)	PRM Factor dB	Cable Loss dB	Filter Factor dB	Result Level (dBµV/m)	Limit Line (dBµV/m)	Over Limit (dB)	Detector	Polarization
1	2729.00	66.07	28.47	39.76	1.80	0.76	57.34	74.00	-16.66	Peak	HORIZONTAL
2	2729.00	46.07	28.47	39.76	1.80	0.76	37.34	54.00	-16.66	Average	HORIZONTAL
3	3408.00	54.22	29.42	40.02	1.72	0.82	46.16	74.00	-27.84	Peak	HORIZONTAL
4	4458.00	50.78	31.47	40.29	2.34	0.88	45.18	74.00	-28.82	Peak	HORIZONTAL
5	5305.00	50.70	32.92	40.43	2.56	0.98	46.73	74.00	-27.27	Peak	HORIZONTAL
6	6642.00	50.09	35.43	39.99	3.20	1.01	49.74	74.00	-24.26	Peak	HORIZONTAL
7	7769.00	50.12	36.72	39.78	3.17	1.12	51.35	74.00	-22.65	Peak	HORIZONTAL

Note: 1. Result Level = Read Level + Antenna Factor + Cable loss + Filter Factor - PRM Factor.
2. If Peak Result complies with AV limit, AV Result is deemed to comply with AV limit.
3. Test setup: RBW: 1 MHz, VBW: 3 MHz, Sweep time: auto.

TR-4-E-009 Radiated Emission Test Result

Test Site	: DDT 3m Chamber 3#	D:\E3 6.111\2022 Report Data\Q21123016-3O 1020VR\FCC ABOVE 1G 5G WIFI.EM6	
Test Date	: 2022-07-07	**Tested By**	: Bairong
EUT	: arpara AIO 5K	**Model Number**	: VRM1020WNA
Power Supply	: Battery	**Test Mode**	: Tx Mode
Condition	: Temp:22.2°C,Humi:52.4%,Press:100.3kPa	**Antenna/Distance**	: 2021 BBHA 9120D 3#/3m/VERTICAL
Memo	: 11N20 5825		

Data: 24

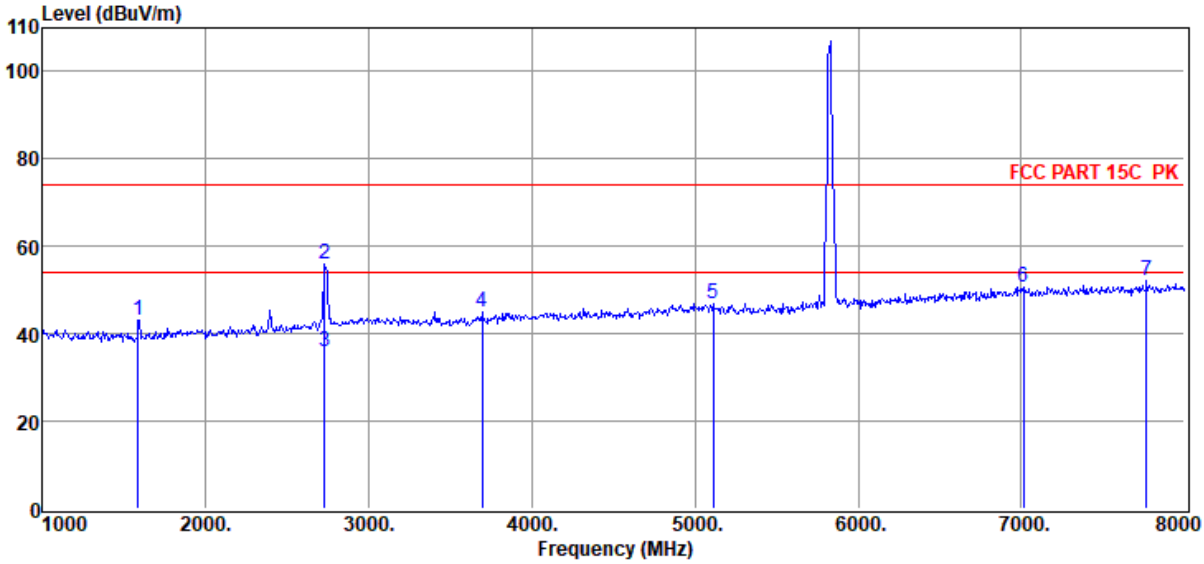

Item (Mark)	Freq. (MHz)	Read Level (dBµV)	Antenna Factor (dB/m)	PRM Factor dB	Cable Loss dB	Filter Factor dB	Result Level (dBµV/m)	Limit Line (dBµV/m)	Over Limit (dB)	Detector	Polarization
1	1588.00	54.30	25.63	38.78	1.42	0.61	43.18	74.00	-30.82	Peak	VERTICAL
2	2729.00	64.68	28.47	39.76	1.80	0.76	55.95	74.00	-18.05	Peak	VERTICAL
3	2729.00	44.68	28.47	39.76	1.80	0.76	35.95	54.00	-18.05	Average	VERTICAL
4	3695.00	52.27	30.06	40.11	1.85	0.84	44.91	74.00	-29.09	Peak	VERTICAL
5	5109.00	50.81	33.03	40.41	2.55	0.94	46.92	74.00	-27.08	Peak	VERTICAL
6	7013.00	50.55	36.01	39.70	3.02	0.93	50.81	74.00	-23.19	Peak	VERTICAL
7	7769.00	50.93	36.72	39.78	3.17	1.12	52.16	74.00	-21.84	Peak	VERTICAL

Note: 1. Result Level = Read Level + Antenna Factor + Cable loss + Filter Factor - PRM Factor.
2. If Peak Result complies with AV limit, AV Result is deemed to comply with AV limit.
3. Test setup: RBW: 1 MHz, VBW: 3 MHz, Sweep time: auto.

TR-4-E-009 Radiated Emission Test Result

Test Site	: DDT 3m Chamber 3#	D:\E3 6.111\2022 Report Data\Q21123016-3O 1020VR\FCC ABOVE 1G 5G WIFI.EM6	
Test Date	: 2022-07-07	**Tested By**	: Bairong
EUT	: arpara AIO 5K	**Model Number**	: VRM1020WNA
Power Supply	: Battery	**Test Mode**	: Tx Mode
Condition	: Temp:22.2°C,Humi:52.4%,Press:100.3kPa	**Antenna/Distance**	: 2021 BBHA 9120D 3#/3m/HORIZONTAL
Memo	: 11N20 5180		

Data: 25

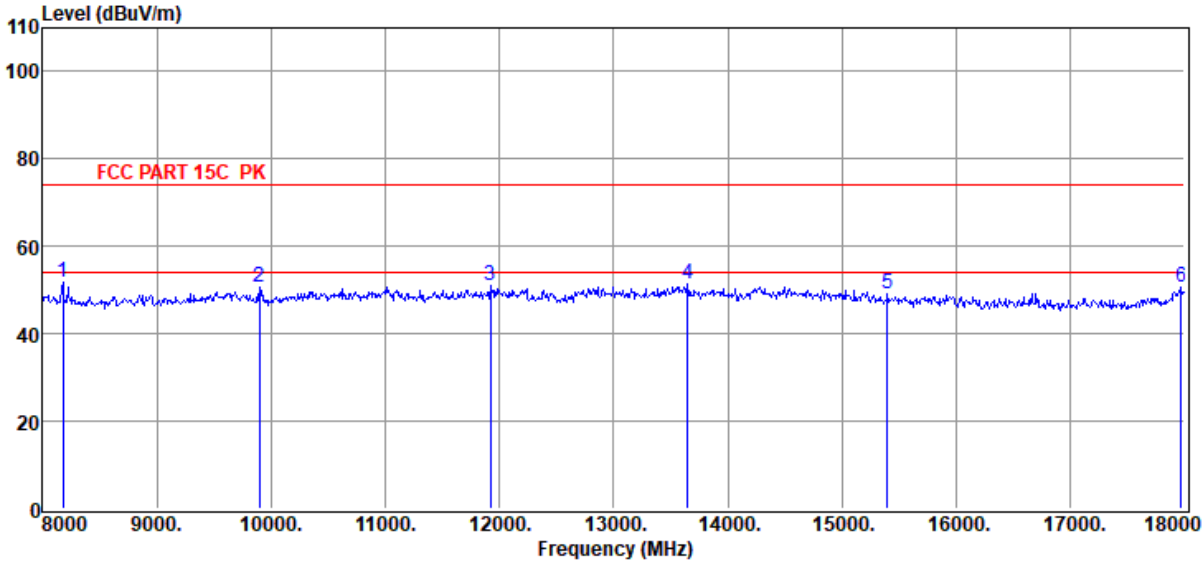

Item (Mark)	Freq. (MHz)	Read Level (dBµV)	Antenna Factor (dB/m)	PRM Factor dB	Cable Loss dB	Filter Factor dB	Result Level (dBµV/m)	Limit Line (dBµV/m)	Over Limit (dB)	Detector	Polarization
1	8180.00	49.99	37.29	39.82	3.20	1.18	51.84	74.00	-22.16	Peak	HORIZONTAL
2	9900.00	47.85	38.46	40.53	3.66	1.35	50.79	74.00	-23.21	Peak	HORIZONTAL
3	11920.00	46.61	39.17	40.11	4.04	1.25	50.96	74.00	-23.04	Peak	HORIZONTAL
4	13650.00	45.62	39.97	39.94	4.15	1.47	51.27	74.00	-22.73	Peak	HORIZONTAL
5	15400.00	44.02	38.94	39.72	4.54	1.55	49.33	74.00	-24.67	Peak	HORIZONTAL
6	17970.00	42.08	42.31	40.68	4.95	1.82	50.48	74.00	-23.52	Peak	HORIZONTAL

Note: 1. Result Level = Read Level + Antenna Factor + Cable loss + Filter Factor - PRM Factor.
2. If Peak Result complies with AV limit, AV Result is deemed to comply with AV limit.
3. Test setup: RBW: 1 MHz, VBW: 3 MHz, Sweep time: auto.

TR-4-E-009 Radiated Emission Test Result

Test Site	: DDT 3m Chamber 3#	D:\E3 6.111\2022 Report Data\Q21123016-3O 1020VR\FCC ABOVE 1G 5G WIFI.EM6	
Test Date	: 2022-07-07	**Tested By**	: Bairong
EUT	: arpara AIO 5K	**Model Number**	: VRM1020WNA
Power Supply	: Battery	**Test Mode**	: Tx Mode
Condition	: Temp:22.2°C,Humi:52.4%,Press:100.3kPa	**Antenna/Distance**	: 2021 BBHA 9120D 3#/3m/VERTICAL
Memo	: 11N20 5180		

Data: 26

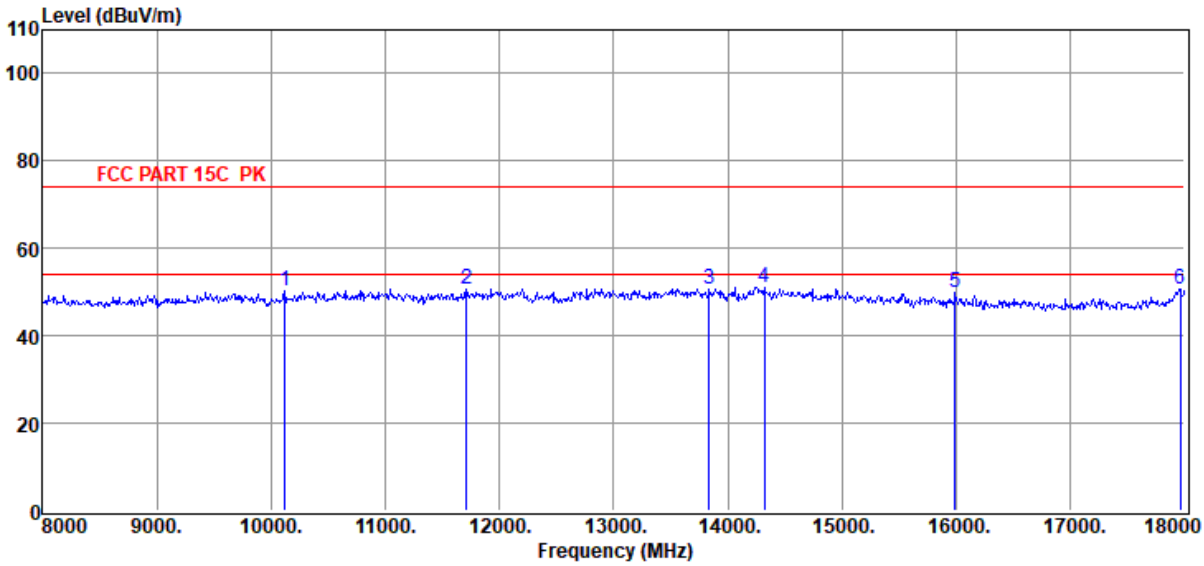

Item (Mark)	Freq. (MHz)	Read Level (dBµV)	Antenna Factor (dB/m)	PRM Factor dB	Cable Loss dB	Filter Factor dB	Result Level (dBµV/m)	Limit Line (dBµV/m)	Over Limit (dB)	Detector	Polarization
1	10120.00	47.12	38.54	40.55	3.67	1.37	50.15	74.00	-23.85	Peak	VERTICAL
2	11710.00	46.52	39.08	40.13	4.00	1.28	50.75	74.00	-23.25	Peak	VERTICAL
3	13840.00	44.87	39.93	39.81	4.36	1.48	50.83	74.00	-23.17	Peak	VERTICAL
4	14320.00	44.83	39.90	39.67	4.41	1.47	50.94	74.00	-23.06	Peak	VERTICAL
5	15990.00	45.60	37.92	39.90	4.60	1.71	49.93	74.00	-24.07	Peak	VERTICAL
6	17960.00	42.46	42.25	40.68	4.95	1.81	50.79	74.00	-23.21	Peak	VERTICAL

Note: 1. Result Level = Read Level + Antenna Factor + Cable loss + Filter Factor - PRM Factor.
2. If Peak Result complies with AV limit, AV Result is deemed to comply with AV limit.
3. Test setup: RBW: 1 MHz, VBW: 3 MHz, Sweep time: auto.

TR-4-E-009 Radiated Emission Test Result

Test Site	: DDT 3m Chamber 3#	D:\E3 6.111\2022 Report Data\Q21123016-3O 1020VR\FCC ABOVE 1G 5G WIFI.EM6	
Test Date	: 2022-07-07	**Tested By**	: Bairong
EUT	: arpara AIO 5K	**Model Number**	: VRM1020WNA
Power Supply	: Battery	**Test Mode**	: Tx Mode
Condition	: Temp:22.2°C,Humi:52.4%,Press:100.3kPa	**Antenna/Distance**	: 2021 BBHA 9120D 3#/3m/HORIZONTAL
Memo	: 11N20 5200		

Data: 27

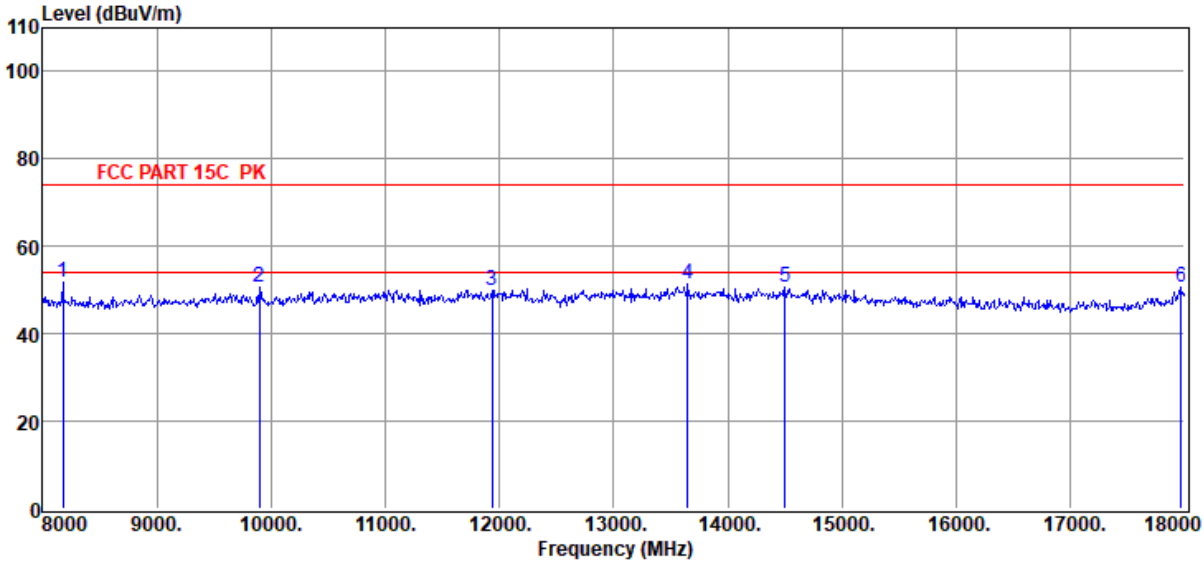

Item (Mark)	Freq. (MHz)	Read Level (dBµV)	Antenna Factor (dB/m)	PRM Factor dB	Cable Loss dB	Filter Factor dB	Result Level (dBµV/m)	Limit Line (dBµV/m)	Over Limit (dB)	Detector	Polarization
1	8180.00	49.99	37.29	39.82	3.20	1.18	51.84	74.00	-22.16	Peak	HORIZONTAL
2	9900.00	47.85	38.46	40.53	3.66	1.35	50.79	74.00	-23.21	Peak	HORIZONTAL
3	11940.00	45.63	39.18	40.11	4.04	1.25	49.99	74.00	-24.01	Peak	HORIZONTAL
4	13650.00	45.62	39.97	39.94	4.15	1.47	51.27	74.00	-22.73	Peak	HORIZONTAL
5	14500.00	44.40	39.90	39.65	4.35	1.47	50.47	74.00	-23.53	Peak	HORIZONTAL
6	17970.00	42.08	42.31	40.68	4.95	1.82	50.48	74.00	-23.52	Peak	HORIZONTAL

Note: 1. Result Level = Read Level + Antenna Factor + Cable loss + Filter Factor - PRM Factor.
2. If Peak Result complies with AV limit, AV Result is deemed to comply with AV limit.
3. Test setup: RBW: 1 MHz, VBW: 3 MHz, Sweep time: auto.

TR-4-E-009 Radiated Emission Test Result

Test Site	: DDT 3m Chamber 3#	D:\E3 6.111\2022 Report Data\Q21123016-3O 1020VR\FCC ABOVE 1G 5G WIFI.EM6	
Test Date	: 2022-07-07	**Tested By**	: Bairong
EUT	: arpara AIO 5K	**Model Number**	: VRM1020WNA
Power Supply	: Battery	**Test Mode**	: Tx Mode
Condition	: Temp:22.2°C,Humi:52.4%,Press:100.3kPa	**Antenna/Distance**	: 2021 BBHA 9120D 3#/3m/VERTICAL
Memo	: 11N20 5200		

Data: 28

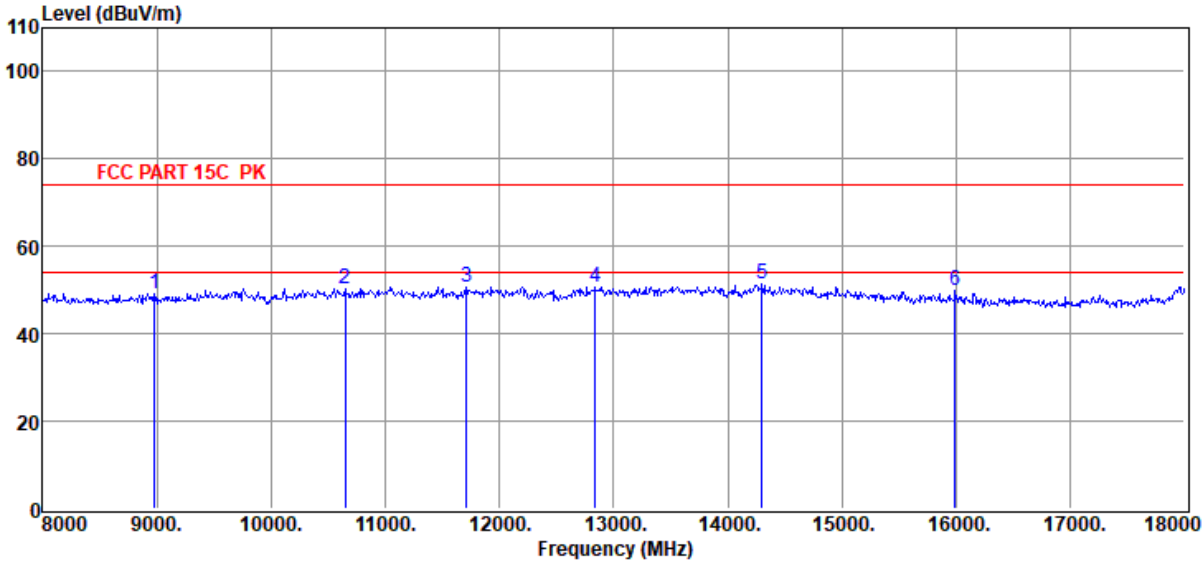

Item (Mark)	Freq. (MHz)	Read Level (dBµV)	Antenna Factor (dB/m)	PRM Factor dB	Cable Loss dB	Filter Factor dB	Result Level (dBµV/m)	Limit Line (dBµV/m)	Over Limit (dB)	Detector	Polarization
1	8980.00	46.31	38.28	39.90	3.33	1.18	49.20	74.00	-24.80	Peak	VERTICAL
2	10650.00	46.56	39.09	40.34	3.71	1.38	50.40	74.00	-23.60	Peak	VERTICAL
3	11710.00	46.52	39.08	40.13	4.00	1.28	50.75	74.00	-23.25	Peak	VERTICAL
4	12840.00	46.07	39.41	40.35	4.18	1.41	50.72	74.00	-23.28	Peak	VERTICAL
5	14300.00	45.19	39.90	39.67	4.42	1.48	51.32	74.00	-22.68	Peak	VERTICAL
6	15990.00	45.60	37.92	39.90	4.60	1.71	49.93	74.00	-24.07	Peak	VERTICAL

Note: 1. Result Level = Read Level + Antenna Factor + Cable loss + Filter Factor - PRM Factor.
2. If Peak Result complies with AV limit, AV Result is deemed to comply with AV limit.
3. Test setup: RBW: 1 MHz, VBW: 3 MHz, Sweep time: auto.