TR-4-E-009 Radiated Emission Test Result

Test Site	: DDT 3m Chamber 3#	D:\E3 6.111\2022 Report Data\Q21123016-3O 1020VR\FCC ABOVE 1G 5G WIFI.EM6	
Test Date	: 2022-07-07	**Tested By**	: Bairong
EUT	: arpara AIO 5K	**Model Number**	: VRM1020WNA
Power Supply	: Battery	**Test Mode**	: Tx Mode
Condition	: Temp:22.2°C,Humi:52.4%,Press:100.3kPa	**Antenna/Distance**	: 2021 BBHA 9120D 3#/3m/HORIZONTAL
Memo	: 11N20 5240		

Data: 29

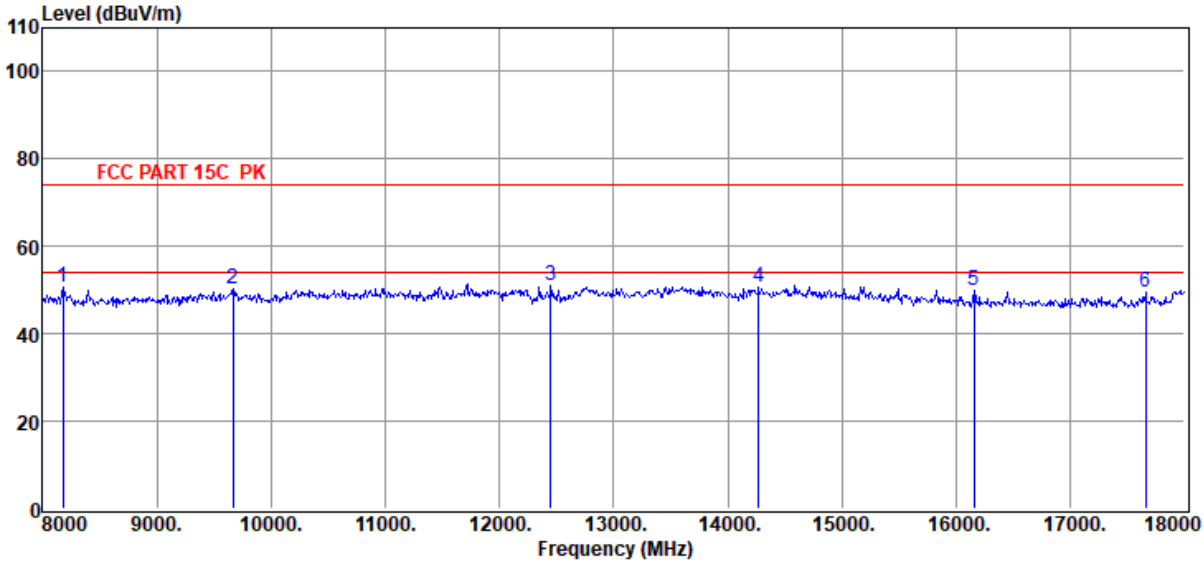

Item (Mark)	Freq. (MHz)	Read Level (dBµV)	Antenna Factor (dB/m)	PRM Factor dB	Cable Loss dB	Filter Factor dB	Result Level (dBµV/m)	Limit Line (dBµV/m)	Over Limit (dB)	Detector	Polarization
1	8180.00	48.69	37.29	39.82	3.20	1.18	50.54	74.00	-23.46	Peak	HORIZONTAL
2	9670.00	46.99	38.60	40.37	3.64	1.31	50.17	74.00	-23.83	Peak	HORIZONTAL
3	12450.00	47.04	39.02	40.24	3.74	1.33	50.89	74.00	-23.11	Peak	HORIZONTAL
4	14270.00	44.70	39.90	39.67	4.43	1.48	50.84	74.00	-23.16	Peak	HORIZONTAL
5	16160.00	45.58	37.90	39.93	4.64	1.70	49.89	74.00	-24.11	Peak	HORIZONTAL
6	17660.00	42.89	40.39	40.50	4.86	1.77	49.41	74.00	-24.59	Peak	HORIZONTAL

Note: 1. Result Level = Read Level + Antenna Factor + Cable loss + Filter Factor - PRM Factor.
2. If Peak Result complies with AV limit, AV Result is deemed to comply with AV limit.
3. Test setup: RBW: 1 MHz, VBW: 3 MHz, Sweep time: auto.

TR-4-E-009 Radiated Emission Test Result

Test Site	: DDT 3m Chamber 3#	D:\E3 6.111\2022 Report Data\Q21123016-3O 1020VR\FCC ABOVE 1G 5G WIFI.EM6	
Test Date	: 2022-07-07	**Tested By**	: Bairong
EUT	: arpara AIO 5K	**Model Number**	: VRM1020WNA
Power Supply	: Battery	**Test Mode**	: Tx Mode
Condition	: Temp:22.2°C,Humi:52.4%,Press:100.3kPa	**Antenna/Distance**	: 2021 BBHA 9120D 3#/3m/VERTICAL
Memo	: 11N20 5240		

Data: 30

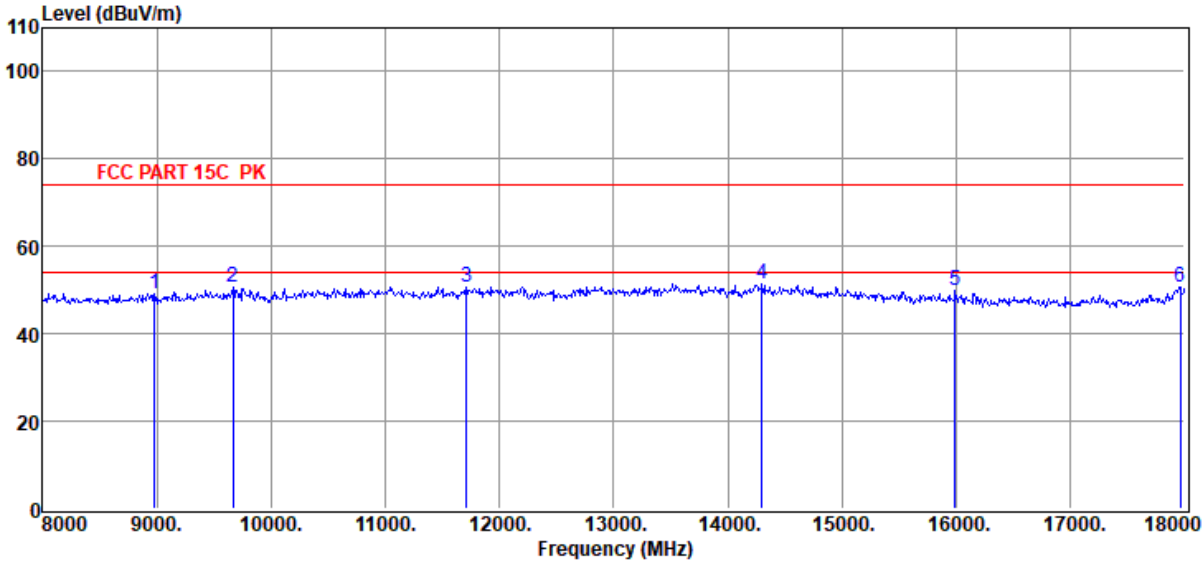

Item (Mark)	Freq. (MHz)	Read Level (dBµV)	Antenna Factor (dB/m)	PRM Factor dB	Cable Loss dB	Filter Factor dB	Result Level (dBµV/m)	Limit Line (dBµV/m)	Over Limit (dB)	Detector	Polarization
1	8980.00	46.31	38.28	39.90	3.33	1.18	49.20	74.00	-24.80	Peak	VERTICAL
2	9670.00	47.30	38.60	40.37	3.64	1.31	50.48	74.00	-23.52	Peak	VERTICAL
3	11710.00	46.52	39.08	40.13	4.00	1.28	50.75	74.00	-23.25	Peak	VERTICAL
4	14300.00	45.19	39.90	39.67	4.42	1.48	51.32	74.00	-22.68	Peak	VERTICAL
5	15990.00	45.60	37.92	39.90	4.60	1.71	49.93	74.00	-24.07	Peak	VERTICAL
6	17960.00	42.46	42.25	40.68	4.95	1.81	50.79	74.00	-23.21	Peak	VERTICAL

Note: 1. Result Level = Read Level + Antenna Factor + Cable loss + Filter Factor - PRM Factor.
2. If Peak Result complies with AV limit, AV Result is deemed to comply with AV limit.
3. Test setup: RBW: 1 MHz, VBW: 3 MHz, Sweep time: auto.

TR-4-E-009 Radiated Emission Test Result

Test Site	: DDT 3m Chamber 3#	D:\E3 6.111\2022 Report Data\Q21123016-3O 1020VR\FCC ABOVE 1G 5G WIFI.EM6	
Test Date	: 2022-07-07	**Tested By**	: Bairong
EUT	: arpara AIO 5K	**Model Number**	: VRM1020WNA
Power Supply	: Battery	**Test Mode**	: Tx Mode
Condition	: Temp:22.2°C,Humi:52.4%,Press:100.3kPa	**Antenna/Distance**	: 2021 BBHA 9120D 3#/3m/HORIZONTAL
Memo	: 11N20 5260		

Data: 31

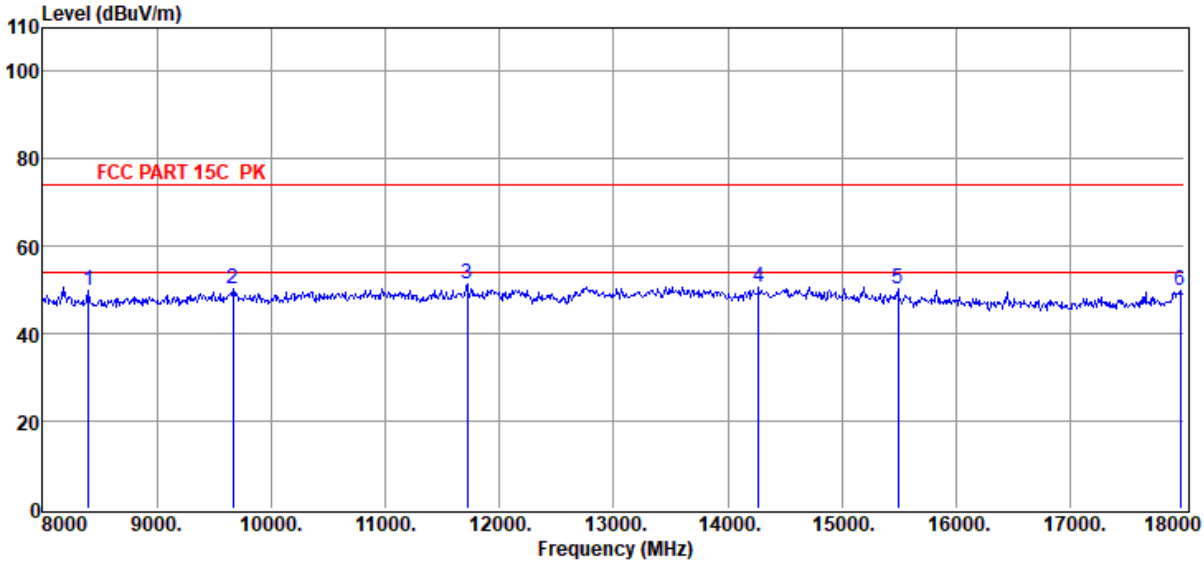

Item (Mark)	Freq. (MHz)	Read Level (dBµV)	Antenna Factor (dB/m)	PRM Factor dB	Cable Loss dB	Filter Factor dB	Result Level (dBµV/m)	Limit Line (dBµV/m)	Over Limit (dB)	Detector	Polarization
1	8400.00	47.53	37.64	39.84	3.21	1.18	49.72	74.00	-24.28	Peak	HORIZONTAL
2	9670.00	46.99	38.60	40.37	3.64	1.31	50.17	74.00	-23.83	Peak	HORIZONTAL
3	11720.00	47.04	39.09	40.13	4.01	1.28	51.29	74.00	-22.71	Peak	HORIZONTAL
4	14270.00	44.70	39.90	39.67	4.43	1.48	50.84	74.00	-23.16	Peak	HORIZONTAL
5	15490.00	45.01	38.81	39.75	4.56	1.57	50.20	74.00	-23.80	Peak	HORIZONTAL
6	17960.00	41.48	42.25	40.68	4.95	1.81	49.81	74.00	-24.19	Peak	HORIZONTAL

Note: 1. Result Level = Read Level + Antenna Factor + Cable loss + Filter Factor - PRM Factor.
2. If Peak Result complies with AV limit, AV Result is deemed to comply with AV limit.
3. Test setup: RBW: 1 MHz, VBW: 3 MHz, Sweep time: auto.

TR-4-E-009 Radiated Emission Test Result

Test Site	: DDT 3m Chamber 3#	D:\E3 6.111\2022 Report Data\Q21123016-3O 1020VR\FCC ABOVE 1G 5G WIFI.EM6	
Test Date	: 2022-07-07	**Tested By**	: Bairong
EUT	: arpara AIO 5K	**Model Number**	: VRM1020WNA
Power Supply	: Battery	**Test Mode**	: Tx Mode
Condition	: Temp:22.2°C,Humi:52.4%,Press:100.3kPa	**Antenna/Distance**	: 2021 BBHA 9120D 3#/3m/VERTICAL
Memo	: 11N20 5260		

Data: 32

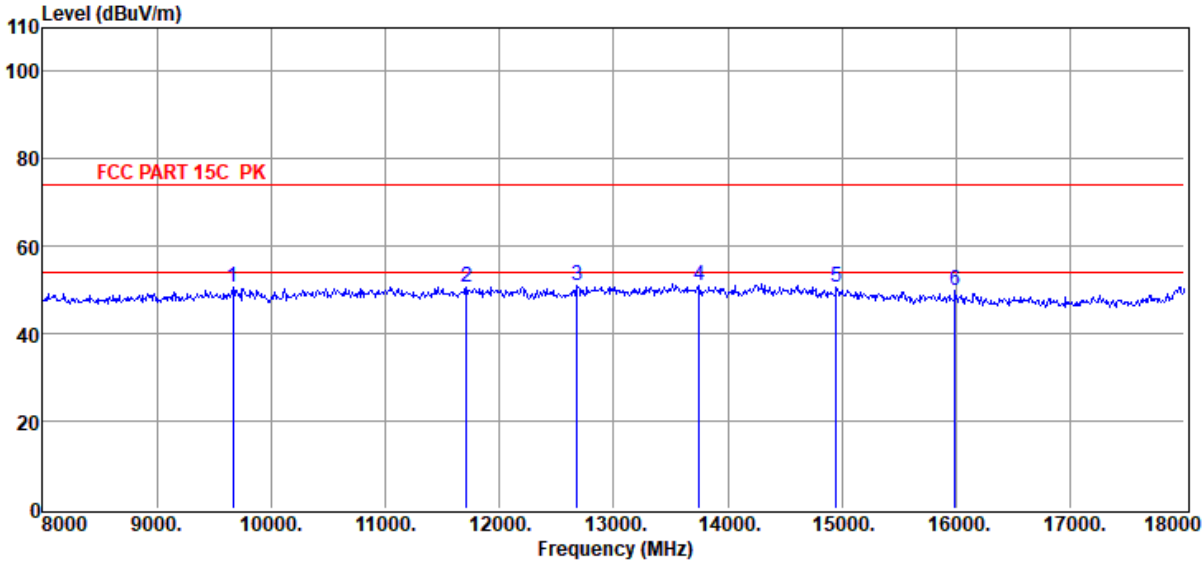

Item (Mark)	Freq. (MHz)	Read Level (dBµV)	Antenna Factor (dB/m)	PRM Factor dB	Cable Loss dB	Filter Factor dB	Result Level (dBµV/m)	Limit Line (dBµV/m)	Over Limit (dB)	Detector	Polarization
1	9670.00	47.30	38.60	40.37	3.64	1.31	50.48	74.00	-23.52	Peak	VERTICAL
2	11710.00	46.52	39.08	40.13	4.00	1.28	50.75	74.00	-23.25	Peak	VERTICAL
3	12680.00	46.92	39.22	40.30	3.96	1.38	51.18	74.00	-22.82	Peak	VERTICAL
4	13750.00	45.34	39.95	39.88	4.26	1.48	51.15	74.00	-22.85	Peak	VERTICAL
5	14950.00	44.68	39.54	39.60	4.46	1.44	50.52	74.00	-23.48	Peak	VERTICAL
6	15990.00	45.60	37.92	39.90	4.60	1.71	49.93	74.00	-24.07	Peak	VERTICAL

Note: 1. Result Level = Read Level + Antenna Factor + Cable loss + Filter Factor - PRM Factor.
2. If Peak Result complies with AV limit, AV Result is deemed to comply with AV limit.
3. Test setup: RBW: 1 MHz, VBW: 3 MHz, Sweep time: auto.

TR-4-E-009 Radiated Emission Test Result

Test Site	: DDT 3m Chamber 3#	D:\E3 6.111\2022 Report Data\Q21123016-3O 1020VR\FCC ABOVE 1G 5G WIFI.EM6	
Test Date	: 2022-07-07	**Tested By**	: Bairong
EUT	: arpara AIO 5K	**Model Number**	: VRM1020WNA
Power Supply	: Battery	**Test Mode**	: Tx Mode
Condition	: Temp:22.2°C,Humi:52.4%,Press:100.3kPa	**Antenna/Distance**	: 2021 BBHA 9120D 3#/3m/HORIZONTAL
Memo	: 11N20 5280		

Data: 33

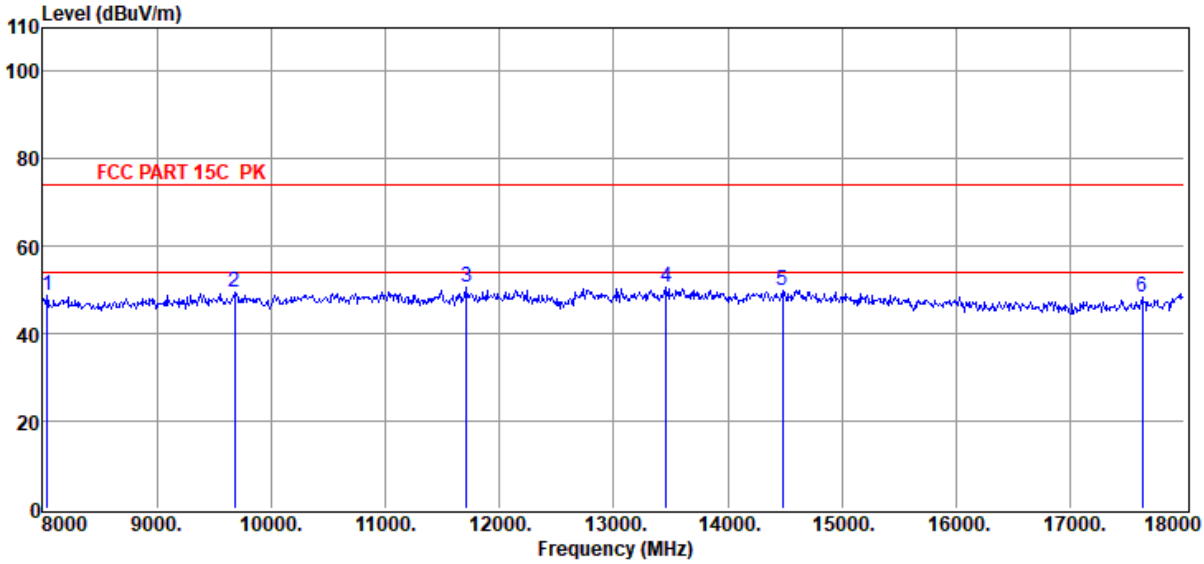

Item (Mark)	Freq. (MHz)	Read Level (dBµV)	Antenna Factor (dB/m)	PRM Factor dB	Cable Loss dB	Filter Factor dB	Result Level (dBµV/m)	Limit Line (dBµV/m)	Over Limit (dB)	Detector	Polarization
1	8040.00	47.16	37.06	39.80	3.19	1.18	48.79	74.00	-25.21	Peak	HORIZONTAL
2	9680.00	46.22	38.59	40.38	3.64	1.31	49.38	74.00	-24.62	Peak	HORIZONTAL
3	11710.00	46.24	39.08	40.13	4.00	1.28	50.47	74.00	-23.53	Peak	HORIZONTAL
4	13460.00	45.21	39.97	40.08	4.02	1.46	50.58	74.00	-23.42	Peak	HORIZONTAL
5	14480.00	43.82	39.90	39.65	4.36	1.47	49.90	74.00	-24.10	Peak	HORIZONTAL
6	17630.00	42.08	40.21	40.48	4.86	1.76	48.43	74.00	-25.57	Peak	HORIZONTAL

Note: 1. Result Level = Read Level + Antenna Factor + Cable loss + Filter Factor - PRM Factor.
2. If Peak Result complies with AV limit, AV Result is deemed to comply with AV limit.
3. Test setup: RBW: 1 MHz, VBW: 3 MHz, Sweep time: auto.

TR-4-E-009 Radiated Emission Test Result

Test Site	: DDT 3m Chamber 3#	D:\E3 6.111\2022 Report Data\Q21123016-3O 1020VR\FCC ABOVE 1G 5G WIFI.EM6	
Test Date	: 2022-07-07	**Tested By**	: Bairong
EUT	: arpara AIO 5K	**Model Number**	: VRM1020WNA
Power Supply	: Battery	**Test Mode**	: Tx Mode
Condition	: Temp:22.2°C,Humi:52.4%,Press:100.3kPa	**Antenna/Distance**	: 2021 BBHA 9120D 3#/3m/VERTICAL
Memo	: 11N20 5280		

Data: 34

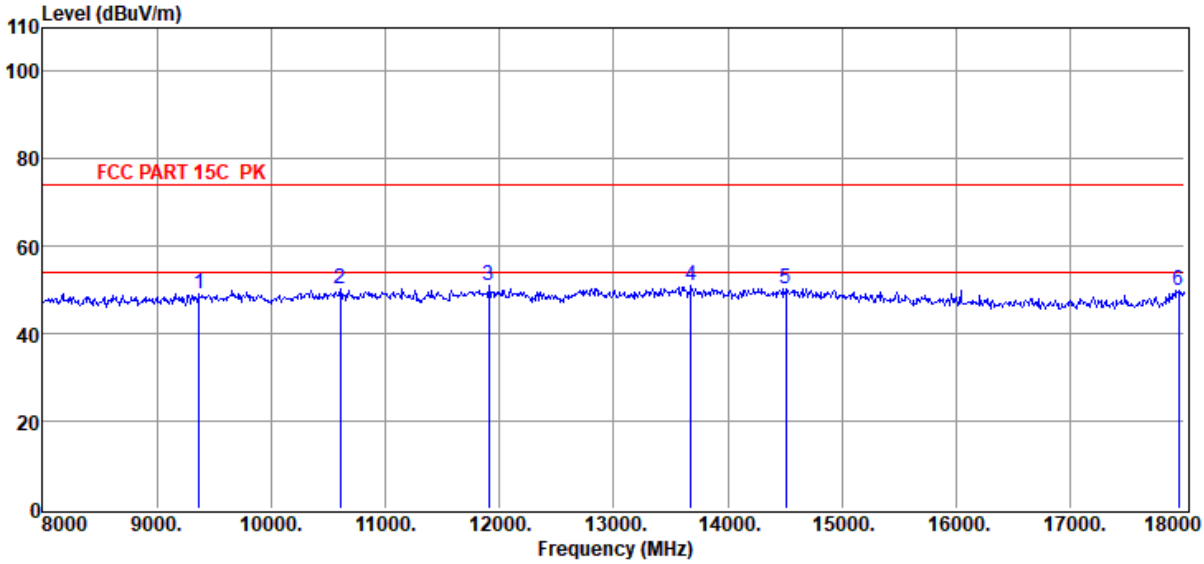

Item (Mark)	Freq. (MHz)	Read Level (dBµV)	Antenna Factor (dB/m)	PRM Factor dB	Cable Loss dB	Filter Factor dB	Result Level (dBµV/m)	Limit Line (dBµV/m)	Over Limit (dB)	Detector	Polarization
1	9370.00	45.93	38.60	40.16	3.54	1.25	49.16	74.00	-24.84	Peak	VERTICAL
2	10610.00	46.32	39.07	40.36	3.70	1.38	50.11	74.00	-23.89	Peak	VERTICAL
3	11910.00	46.56	39.16	40.11	4.04	1.25	50.90	74.00	-23.10	Peak	VERTICAL
4	13680.00	45.16	39.96	39.92	4.18	1.47	50.85	74.00	-23.15	Peak	VERTICAL
5	14510.00	44.21	39.89	39.65	4.35	1.46	50.26	74.00	-23.74	Peak	VERTICAL
6	17950.00	41.75	42.19	40.67	4.95	1.81	50.03	74.00	-23.97	Peak	VERTICAL

Note: 1. Result Level = Read Level + Antenna Factor + Cable loss + Filter Factor - PRM Factor.
2. If Peak Result complies with AV limit, AV Result is deemed to comply with AV limit.
3. Test setup: RBW: 1 MHz, VBW: 3 MHz, Sweep time: auto.

TR-4-E-009 Radiated Emission Test Result

Test Site	: DDT 3m Chamber 3#	D:\E3 6.111\2022 Report Data\Q21123016-3O 1020VR\FCC ABOVE 1G 5G WIFI.EM6	
Test Date	: 2022-07-07	**Tested By**	: Bairong
EUT	: arpara AIO 5K	**Model Number**	: VRM1020WNA
Power Supply	: Battery	**Test Mode**	: Tx Mode
Condition	: Temp:22.2°C,Humi:52.4%,Press:100.3kPa	**Antenna/Distance**	: 2021 BBHA 9120D 3#/3m/HORIZONTAL
Memo	: 11N20 5320		

Data: 35

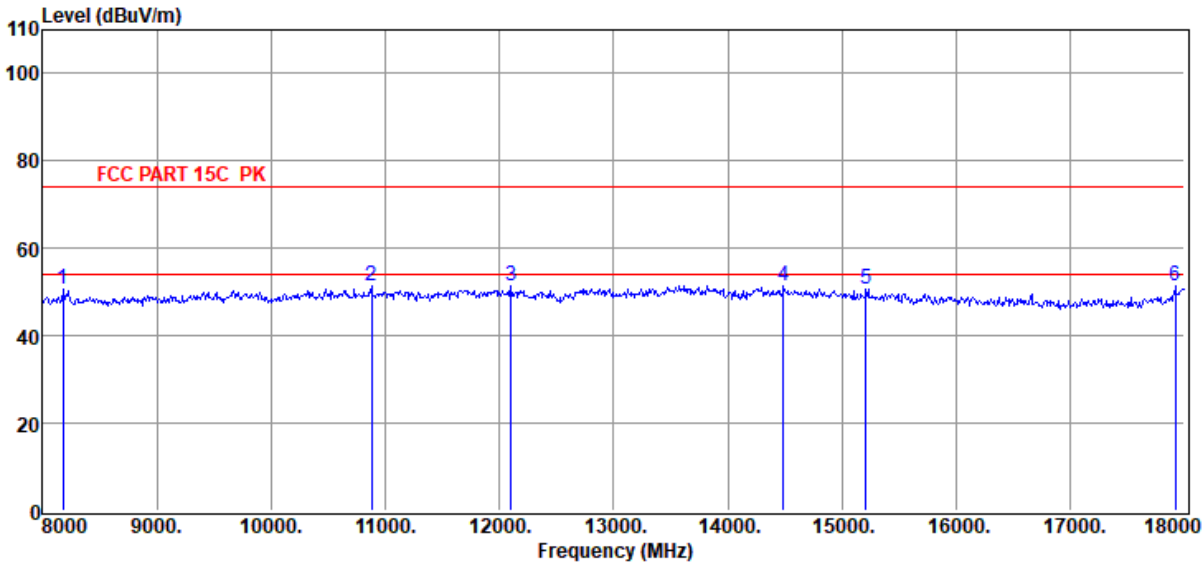

Item (Mark)	Freq. (MHz)	Read Level (dBµV)	Antenna Factor (dB/m)	PRM Factor dB	Cable Loss dB	Filter Factor dB	Result Level (dBµV/m)	Limit Line (dBµV/m)	Over Limit (dB)	Detector	Polarization
1	8180.00	48.95	37.29	39.82	3.20	1.18	50.80	74.00	-23.20	Peak	HORIZONTAL
2	10880.00	47.11	39.23	40.25	3.77	1.38	51.24	74.00	-22.76	Peak	HORIZONTAL
3	12100.00	47.08	39.16	40.13	3.98	1.26	51.35	74.00	-22.65	Peak	HORIZONTAL
4	14490.00	45.28	39.90	39.65	4.35	1.47	51.35	74.00	-22.65	Peak	HORIZONTAL
5	15210.00	45.00	39.21	39.66	4.51	1.50	50.56	74.00	-23.44	Peak	HORIZONTAL
6	17920.00	43.14	42.00	40.65	4.94	1.81	51.24	74.00	-22.76	Peak	HORIZONTAL

Note: 1. Result Level = Read Level + Antenna Factor + Cable loss + Filter Factor - PRM Factor.
2. If Peak Result complies with AV limit, AV Result is deemed to comply with AV limit.
3. Test setup: RBW: 1 MHz, VBW: 3 MHz, Sweep time: auto.

TR-4-E-009 Radiated Emission Test Result

Test Site	: DDT 3m Chamber 3#	D:\E3 6.111\2022 Report Data\Q21123016-3O 1020VR\FCC ABOVE 1G 5G WIFI.EM6	
Test Date	: 2022-07-07	**Tested By**	: Bairong
EUT	: arpara AIO 5K	**Model Number**	: VRM1020WNA
Power Supply	: Battery	**Test Mode**	: Tx Mode
Condition	: Temp:22.2°C,Humi:52.4%,Press:100.3kPa	**Antenna/Distance**	: 2021 BBHA 9120D 3#/3m/VERTICAL
Memo	: 11N20 5320		

Data: 36

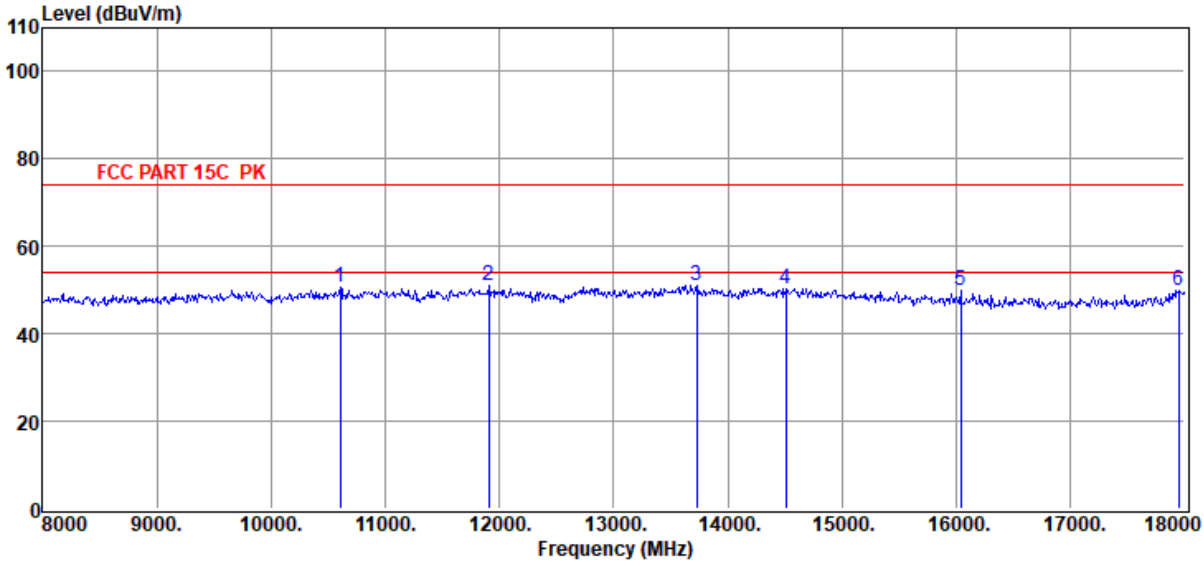

Item (Mark)	Freq. (MHz)	Read Level (dBµV)	Antenna Factor (dB/m)	PRM Factor dB	Cable Loss dB	Filter Factor dB	Result Level (dBµV/m)	Limit Line (dBµV/m)	Over Limit (dB)	Detector	Polarization
1	10610.00	46.76	39.07	40.36	3.70	1.38	50.55	74.00	-23.45	Peak	VERTICAL
2	11910.00	46.56	39.16	40.11	4.04	1.25	50.90	74.00	-23.10	Peak	VERTICAL
3	13730.00	45.35	39.95	39.89	4.24	1.48	51.13	74.00	-22.87	Peak	VERTICAL
4	14510.00	44.21	39.89	39.65	4.35	1.46	50.26	74.00	-23.74	Peak	VERTICAL
5	16040.00	45.45	37.90	39.91	4.61	1.71	49.76	74.00	-24.24	Peak	VERTICAL
6	17950.00	41.75	42.19	40.67	4.95	1.81	50.03	74.00	-23.97	Peak	VERTICAL

Note: 1. Result Level = Read Level + Antenna Factor + Cable loss + Filter Factor - PRM Factor.
2. If Peak Result complies with AV limit, AV Result is deemed to comply with AV limit.
3. Test setup: RBW: 1 MHz, VBW: 3 MHz, Sweep time: auto.

TR-4-E-009 Radiated Emission Test Result

Test Site	: DDT 3m Chamber 3#	D:\E3 6.111\2022 Report Data\Q21123016-3O 1020VR\FCC ABOVE 1G 5G WIFI.EM6	
Test Date	: 2022-07-07	**Tested By**	: Bairong
EUT	: arpara AIO 5K	**Model Number**	: VRM1020WNA
Power Supply	: Battery	**Test Mode**	: Tx Mode
Condition	: Temp:22.2°C,Humi:52.4%,Press:100.3kPa	**Antenna/Distance**	: 2021 BBHA 9120D 3#/3m/HORIZONTAL
Memo	: 11N20 5500		

Data: 37

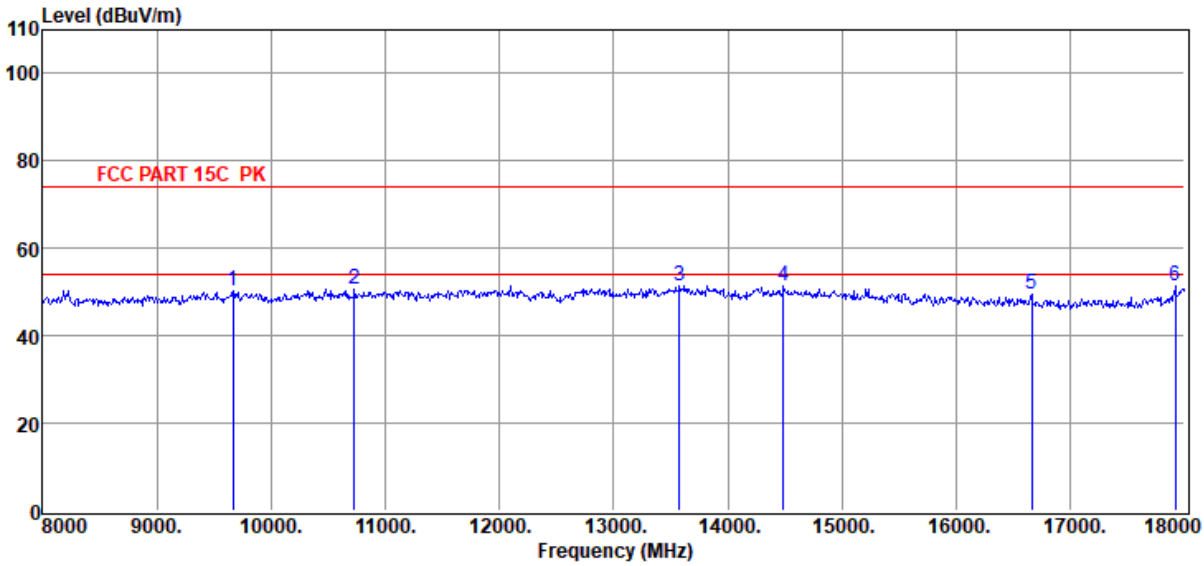

Item (Mark)	Freq. (MHz)	Read Level (dBµV)	Antenna Factor (dB/m)	PRM Factor dB	Cable Loss dB	Filter Factor dB	Result Level (dBµV/m)	Limit Line (dBµV/m)	Over Limit (dB)	Detector	Polarization
1	9670.00	46.95	38.60	40.37	3.64	1.31	50.13	74.00	-23.87	Peak	HORIZONTAL
2	10730.00	46.66	39.14	40.31	3.73	1.38	50.60	74.00	-23.40	Peak	HORIZONTAL
3	13580.00	45.94	39.98	39.99	4.08	1.47	51.48	74.00	-22.52	Peak	HORIZONTAL
4	14490.00	45.28	39.90	39.65	4.35	1.47	51.35	74.00	-22.65	Peak	HORIZONTAL
5	16660.00	45.02	38.09	40.03	4.72	1.68	49.48	74.00	-24.52	Peak	HORIZONTAL
6	17920.00	43.14	42.00	40.65	4.94	1.81	51.24	74.00	-22.76	Peak	HORIZONTAL

Note: 1. Result Level = Read Level + Antenna Factor + Cable loss + Filter Factor - PRM Factor.
2. If Peak Result complies with AV limit, AV Result is deemed to comply with AV limit.
3. Test setup: RBW: 1 MHz, VBW: 3 MHz, Sweep time: auto.

TR-4-E-009 Radiated Emission Test Result

Test Site	: DDT 3m Chamber 3#	D:\E3 6.111\2022 Report Data\Q21123016-3O 1020VR\FCC ABOVE 1G 5G WIFI.EM6	
Test Date	: 2022-07-07	**Tested By**	: Bairong
EUT	: arpara AIO 5K	**Model Number**	: VRM1020WNA
Power Supply	: Battery	**Test Mode**	: Tx Mode
Condition	: Temp:22.2°C,Humi:52.4%,Press:100.3kPa	**Antenna/Distance**	: 2021 BBHA 9120D 3#/3m/VERTICAL
Memo	: 11N20 5500		

Data: 38

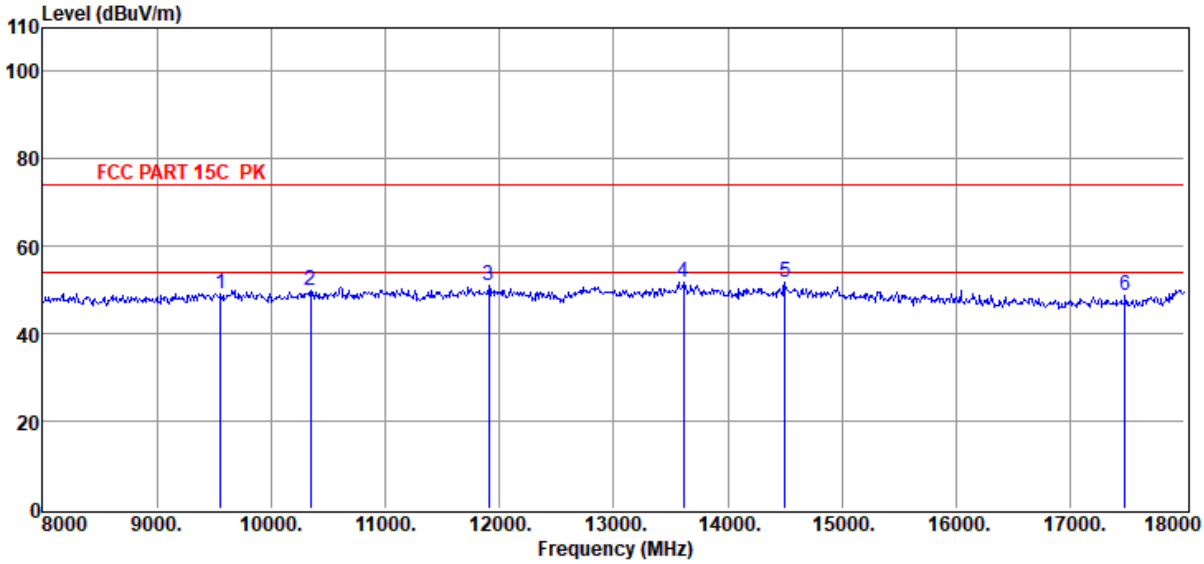

Item (Mark)	Freq. (MHz)	Read Level (dBµV)	Antenna Factor (dB/m)	PRM Factor dB	Cable Loss dB	Filter Factor dB	Result Level (dBµV/m)	Limit Line (dBµV/m)	Over Limit (dB)	Detector	Polarization
1	9560.00	46.00	38.66	40.29	3.63	1.29	49.29	74.00	-24.71	Peak	VERTICAL
2	10350.00	46.62	38.82	40.46	3.67	1.37	50.02	74.00	-23.98	Peak	VERTICAL
3	11910.00	46.56	39.16	40.11	4.04	1.25	50.90	74.00	-23.10	Peak	VERTICAL
4	13610.00	46.32	39.98	39.97	4.11	1.47	51.91	74.00	-22.09	Peak	VERTICAL
5	14500.00	45.87	39.90	39.65	4.35	1.47	51.94	74.00	-22.06	Peak	VERTICAL
6	17480.00	43.06	39.36	40.39	4.82	1.74	48.59	74.00	-25.41	Peak	VERTICAL

Note: 1. Result Level = Read Level + Antenna Factor + Cable loss + Filter Factor - PRM Factor.
2. If Peak Result complies with AV limit, AV Result is deemed to comply with AV limit.
3. Test setup: RBW: 1 MHz, VBW: 3 MHz, Sweep time: auto.

TR-4-E-009 Radiated Emission Test Result

Test Site	: DDT 3m Chamber 3#	D:\E3 6.111\2022 Report Data\Q21123016-3O 1020VR\FCC ABOVE 1G 5G WIFI.EM6	
Test Date	: 2022-07-07	**Tested By**	: Bairong
EUT	: arpara AIO 5K	**Model Number**	: VRM1020WNA
Power Supply	: Battery	**Test Mode**	: Tx Mode
Condition	: Temp:22.2°C,Humi:52.4%,Press:100.3kPa	**Antenna/Distance**	: 2021 BBHA 9120D 3#/3m/HORIZONTAL
Memo	: 11N20 5580		

Data: 39

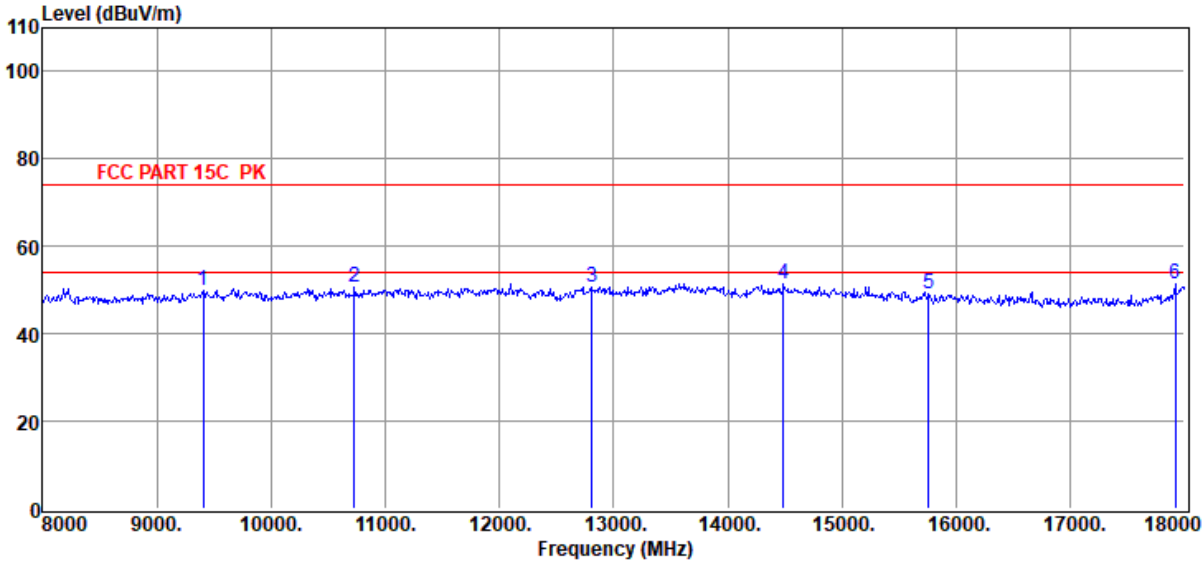

Item (Mark)	Freq. (MHz)	Read Level (dBµV)	Antenna Factor (dB/m)	PRM Factor dB	Cable Loss dB	Filter Factor dB	Result Level (dBµV/m)	Limit Line (dBµV/m)	Over Limit (dB)	Detector	Polarization
1	9410.00	46.46	38.63	40.19	3.57	1.26	49.73	74.00	-24.27	Peak	HORIZONTAL
2	10730.00	46.66	39.14	40.31	3.73	1.38	50.60	74.00	-23.40	Peak	HORIZONTAL
3	12810.00	46.12	39.37	40.34	4.14	1.40	50.69	74.00	-23.31	Peak	HORIZONTAL
4	14490.00	45.28	39.90	39.65	4.35	1.47	51.35	74.00	-22.65	Peak	HORIZONTAL
5	15760.00	44.36	38.33	39.83	4.58	1.65	49.09	74.00	-24.91	Peak	HORIZONTAL
6	17920.00	43.14	42.00	40.65	4.94	1.81	51.24	74.00	-22.76	Peak	HORIZONTAL

Note: 1. Result Level = Read Level + Antenna Factor + Cable loss + Filter Factor - PRM Factor.
2. If Peak Result complies with AV limit, AV Result is deemed to comply with AV limit.
3. Test setup: RBW: 1 MHz, VBW: 3 MHz, Sweep time: auto.

TR-4-E-009 Radiated Emission Test Result

Test Site	: DDT 3m Chamber 3#	D:\E3 6.111\2022 Report Data\Q21123016-3O 1020VR\FCC ABOVE 1G 5G WIFI.EM6	
Test Date	: 2022-07-07	**Tested By**	: Bairong
EUT	: arpara AIO 5K	**Model Number**	: VRM1020WNA
Power Supply	: Battery	**Test Mode**	: Tx Mode
Condition	: Temp:22.2°C,Humi:52.4%,Press:100.3kPa	**Antenna/Distance**	: 2021 BBHA 9120D 3#/3m/VERTICAL
Memo	: 11N20 5580		

Data: 40

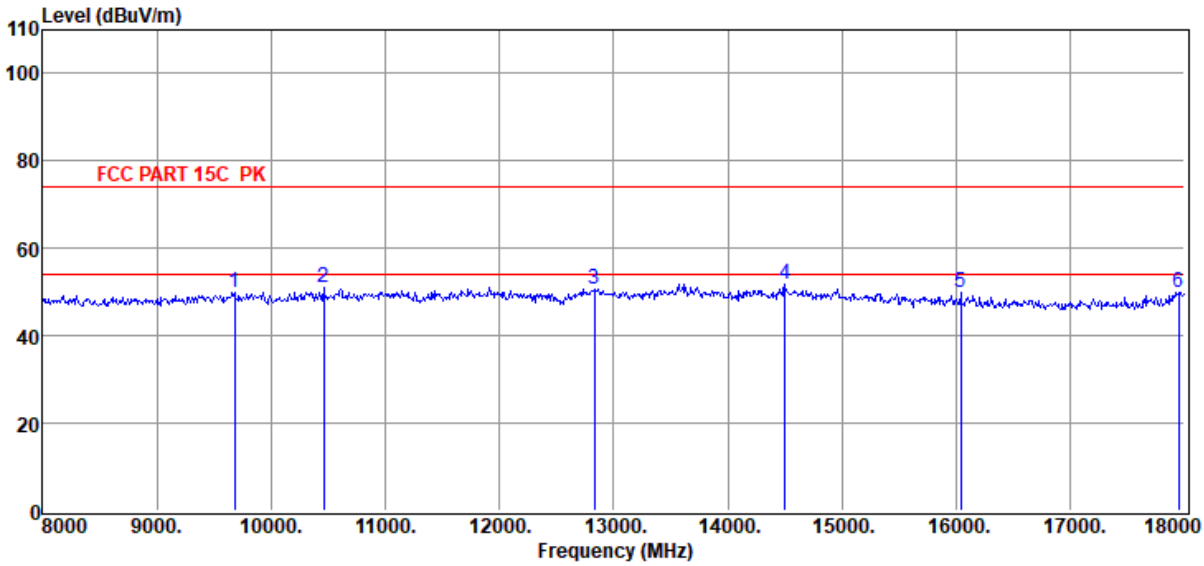

Item (Mark)	Freq. (MHz)	Read Level (dBµV)	Antenna Factor (dB/m)	PRM Factor dB	Cable Loss dB	Filter Factor dB	Result Level (dBµV/m)	Limit Line (dBµV/m)	Over Limit (dB)	Detector	Polarization
1	9680.00	46.78	38.59	40.38	3.64	1.31	49.94	74.00	-24.06	Peak	VERTICAL
2	10460.00	47.40	38.95	40.42	3.67	1.37	50.97	74.00	-23.03	Peak	VERTICAL
3	12830.00	46.17	39.40	40.35	4.17	1.41	50.80	74.00	-23.20	Peak	VERTICAL
4	14500.00	45.87	39.90	39.65	4.35	1.47	51.94	74.00	-22.06	Peak	VERTICAL
5	16040.00	45.45	37.90	39.91	4.61	1.71	49.76	74.00	-24.24	Peak	VERTICAL
6	17950.00	41.75	42.19	40.67	4.95	1.81	50.03	74.00	-23.97	Peak	VERTICAL

Note: 1. Result Level = Read Level + Antenna Factor + Cable loss + Filter Factor - PRM Factor.
2. If Peak Result complies with AV limit, AV Result is deemed to comply with AV limit.
3. Test setup: RBW: 1 MHz, VBW: 3 MHz, Sweep time: auto.

TR-4-E-009 Radiated Emission Test Result

Test Site	: DDT 3m Chamber 3#	D:\E3 6.111\2022 Report Data\Q21123016-3O 1020VR\FCC ABOVE 1G 5G WIFI.EM6	
Test Date	: 2022-07-07	**Tested By**	: Bairong
EUT	: arpara AIO 5K	**Model Number**	: VRM1020WNA
Power Supply	: Battery	**Test Mode**	: Tx Mode
Condition	: Temp:22.2°C,Humi:52.4%,Press:100.3kPa	**Antenna/Distance**	: 2021 BBHA 9120D 3#/3m/HORIZONTAL
Memo	: 11N20 5700		

Data: 41

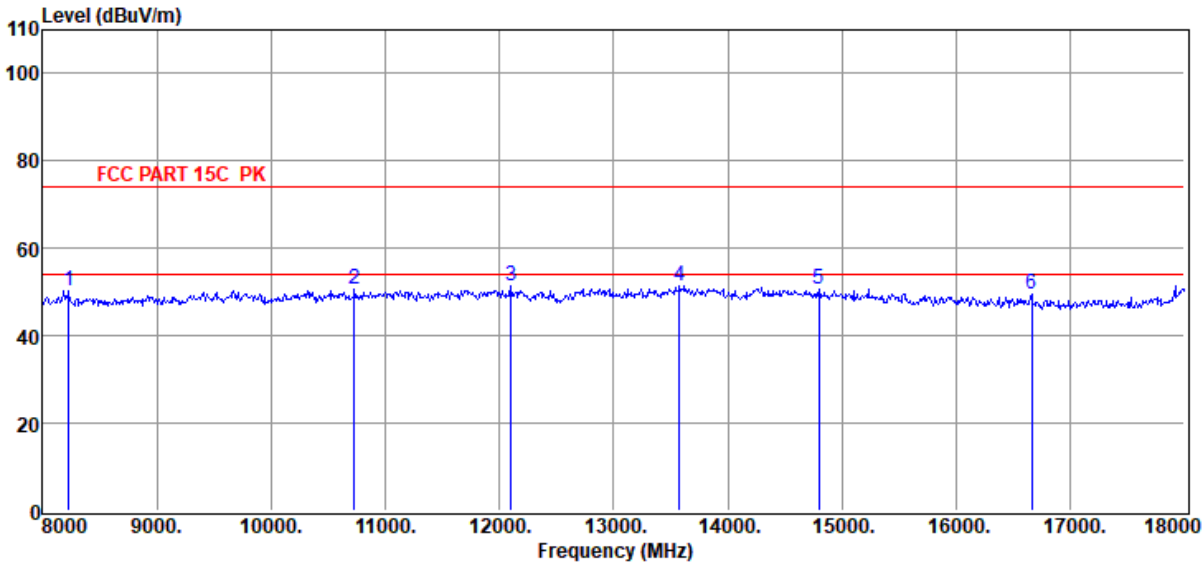

Item (Mark)	Freq. (MHz)	Read Level (dBµV)	Antenna Factor (dB/m)	PRM Factor dB	Cable Loss dB	Filter Factor dB	Result Level (dBµV/m)	Limit Line (dBµV/m)	Over Limit (dB)	Detector	Polarization
1	8230.00	48.48	37.37	39.82	3.20	1.18	50.41	74.00	-23.59	Peak	HORIZONTAL
2	10730.00	46.66	39.14	40.31	3.73	1.38	50.60	74.00	-23.40	Peak	HORIZONTAL
3	12100.00	47.08	39.16	40.13	3.98	1.26	51.35	74.00	-22.65	Peak	HORIZONTAL
4	13580.00	45.94	39.98	39.99	4.08	1.47	51.48	74.00	-22.52	Peak	HORIZONTAL
5	14800.00	44.64	39.66	39.62	4.42	1.45	50.55	74.00	-23.45	Peak	HORIZONTAL
6	16660.00	45.02	38.09	40.03	4.72	1.68	49.48	74.00	-24.52	Peak	HORIZONTAL

Note: 1. Result Level = Read Level + Antenna Factor + Cable loss + Filter Factor - PRM Factor.
2. If Peak Result complies with AV limit, AV Result is deemed to comply with AV limit.
3. Test setup: RBW: 1 MHz, VBW: 3 MHz, Sweep time: auto.

TR-4-E-009 Radiated Emission Test Result

Test Site	: DDT 3m Chamber 3#	D:\E3 6.111\2022 Report Data\Q21123016-3O 1020VR\FCC ABOVE 1G 5G WIFI.EM6	
Test Date	: 2022-07-07	**Tested By**	: Bairong
EUT	: arpara AIO 5K	**Model Number**	: VRM1020WNA
Power Supply	: Battery	**Test Mode**	: Tx Mode
Condition	: Temp:22.2°C,Humi:52.4%,Press:100.3kPa	**Antenna/Distance**	: 2021 BBHA 9120D 3#/3m/VERTICAL
Memo	: 11N20 5700		

Data: 42

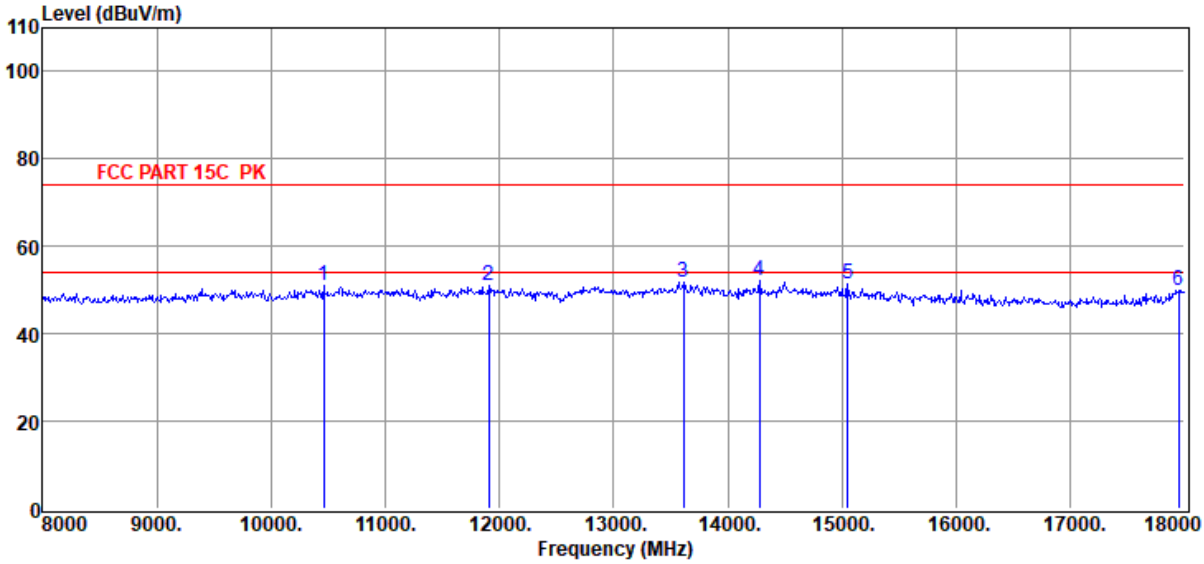

Item (Mark)	Freq. (MHz)	Read Level (dBµV)	Antenna Factor (dB/m)	PRM Factor dB	Cable Loss dB	Filter Factor dB	Result Level (dBµV/m)	Limit Line (dBµV/m)	Over Limit (dB)	Detector	Polarization
1	10460.00	47.40	38.95	40.42	3.67	1.37	50.97	74.00	-23.03	Peak	VERTICAL
2	11910.00	46.56	39.16	40.11	4.04	1.25	50.90	74.00	-23.10	Peak	VERTICAL
3	13610.00	46.32	39.98	39.97	4.11	1.47	51.91	74.00	-22.09	Peak	VERTICAL
4	14280.00	45.84	39.90	39.67	4.43	1.48	51.98	74.00	-22.02	Peak	VERTICAL
5	15050.00	45.47	39.43	39.61	4.48	1.45	51.22	74.00	-22.78	Peak	VERTICAL
6	17950.00	41.75	42.19	40.67	4.95	1.81	50.03	74.00	-23.97	Peak	VERTICAL

Note: 1. Result Level = Read Level + Antenna Factor + Cable loss + Filter Factor - PRM Factor.
2. If Peak Result complies with AV limit, AV Result is deemed to comply with AV limit.
3. Test setup: RBW: 1 MHz, VBW: 3 MHz, Sweep time: auto.

TR-4-E-009 Radiated Emission Test Result

Test Site	: DDT 3m Chamber 3#	D:\E3 6.111\2022 Report Data\Q21123016-3O 1020VR\FCC ABOVE 1G 5G WIFI.EM6	
Test Date	: 2022-07-07	**Tested By**	: Bairong
EUT	: arpara AIO 5K	**Model Number**	: VRM1020WNA
Power Supply	: Battery	**Test Mode**	: Tx Mode
Condition	: Temp:22.2°C,Humi:52.4%,Press:100.3kPa	**Antenna/Distance**	: 2021 BBHA 9120D 3#/3m/HORIZONTAL
Memo	: 11N20 5745		

Data: 43

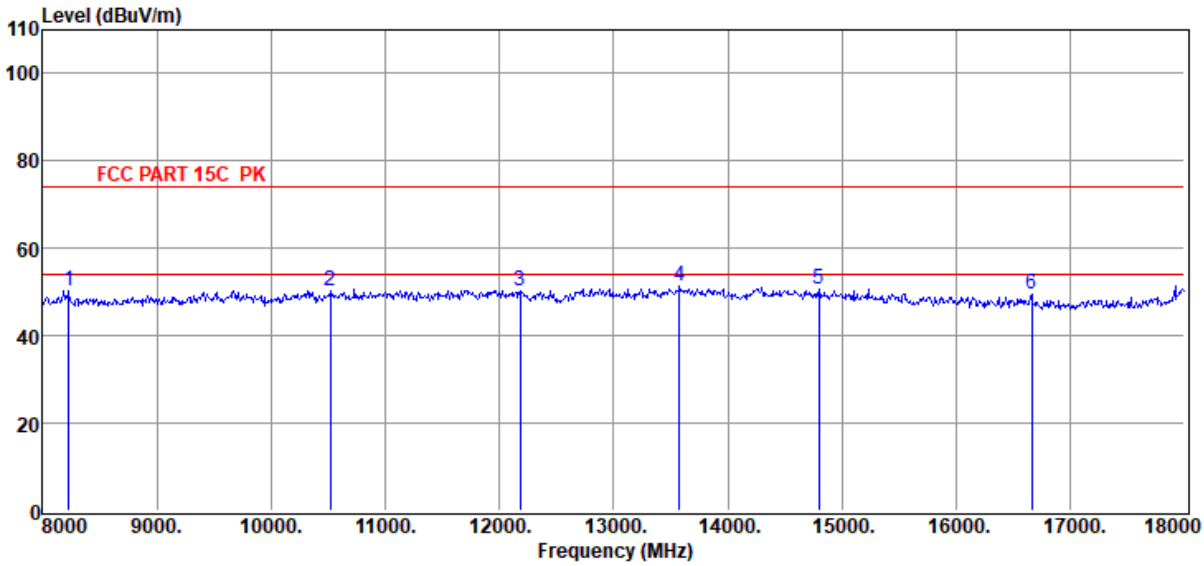

Item (Mark)	Freq. (MHz)	Read Level (dBµV)	Antenna Factor (dB/m)	PRM Factor dB	Cable Loss dB	Filter Factor dB	Result Level (dBµV/m)	Limit Line (dBµV/m)	Over Limit (dB)	Detector	Polarization
1	8230.00	48.48	37.37	39.82	3.20	1.18	50.41	74.00	-23.59	Peak	HORIZONTAL
2	10520.00	46.56	39.01	40.39	3.68	1.38	50.24	74.00	-23.76	Peak	HORIZONTAL
3	12180.00	46.27	39.13	40.15	3.93	1.28	50.46	74.00	-23.54	Peak	HORIZONTAL
4	13580.00	45.94	39.98	39.99	4.08	1.47	51.48	74.00	-22.52	Peak	HORIZONTAL
5	14800.00	44.64	39.66	39.62	4.42	1.45	50.55	74.00	-23.45	Peak	HORIZONTAL
6	16660.00	45.02	38.09	40.03	4.72	1.68	49.48	74.00	-24.52	Peak	HORIZONTAL

Note: 1. Result Level = Read Level + Antenna Factor + Cable loss + Filter Factor - PRM Factor.
2. If Peak Result complies with AV limit, AV Result is deemed to comply with AV limit.
3. Test setup: RBW: 1 MHz, VBW: 3 MHz, Sweep time: auto.

TR-4-E-009 Radiated Emission Test Result

Test Site	: DDT 3m Chamber 3#	D:\E3 6.111\2022 Report Data\Q21123016-3O 1020VR\FCC ABOVE 1G 5G WIFI.EM6	
Test Date	: 2022-07-07	**Tested By**	: Bairong
EUT	: arpara AIO 5K	**Model Number**	: VRM1020WNA
Power Supply	: Battery	**Test Mode**	: Tx Mode
Condition	: Temp:22.2°C,Humi:52.4%,Press:100.3kPa	**Antenna/Distance**	: 2021 BBHA 9120D 3#/3m/VERTICAL
Memo	: 11N20 5745		

Data: 44

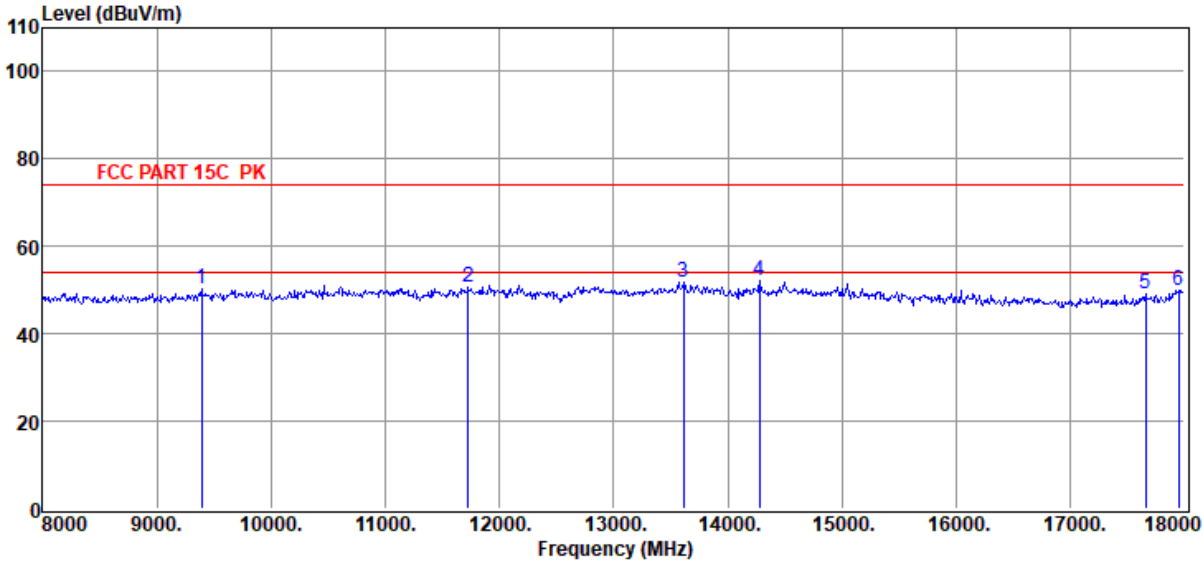

Item (Mark)	Freq. (MHz)	Read Level (dBµV)	Antenna Factor (dB/m)	PRM Factor dB	Cable Loss dB	Filter Factor dB	Result Level (dBµV/m)	Limit Line (dBµV/m)	Over Limit (dB)	Detector	Polarization
1	9390.00	46.94	38.61	40.17	3.56	1.25	50.19	74.00	-23.81	Peak	VERTICAL
2	11730.00	46.49	39.09	40.13	4.01	1.28	50.74	74.00	-23.26	Peak	VERTICAL
3	13610.00	46.32	39.98	39.97	4.11	1.47	51.91	74.00	-22.09	Peak	VERTICAL
4	14280.00	45.84	39.90	39.67	4.43	1.48	51.98	74.00	-22.02	Peak	VERTICAL
5	17660.00	42.51	40.39	40.50	4.86	1.77	49.03	74.00	-24.97	Peak	VERTICAL
6	17950.00	41.75	42.19	40.67	4.95	1.81	50.03	74.00	-23.97	Peak	VERTICAL

Note: 1. Result Level = Read Level + Antenna Factor + Cable loss + Filter Factor - PRM Factor.
2. If Peak Result complies with AV limit, AV Result is deemed to comply with AV limit.
3. Test setup: RBW: 1 MHz, VBW: 3 MHz, Sweep time: auto.

TR-4-E-009 Radiated Emission Test Result

Test Site	: DDT 3m Chamber 3#	D:\E3 6.111\2022 Report Data\Q21123016-3O 1020VR\FCC ABOVE 1G 5G WIFI.EM6	
Test Date	: 2022-07-07	**Tested By**	: Bairong
EUT	: arpara AIO 5K	**Model Number**	: VRM1020WNA
Power Supply	: Battery	**Test Mode**	: Tx Mode
Condition	: Temp:22.2°C,Humi:52.4%,Press:100.3kPa	**Antenna/Distance**	: 2021 BBHA 9120D 3#/3m/HORIZONTAL
Memo	: 11N20 5785		

Data: 45

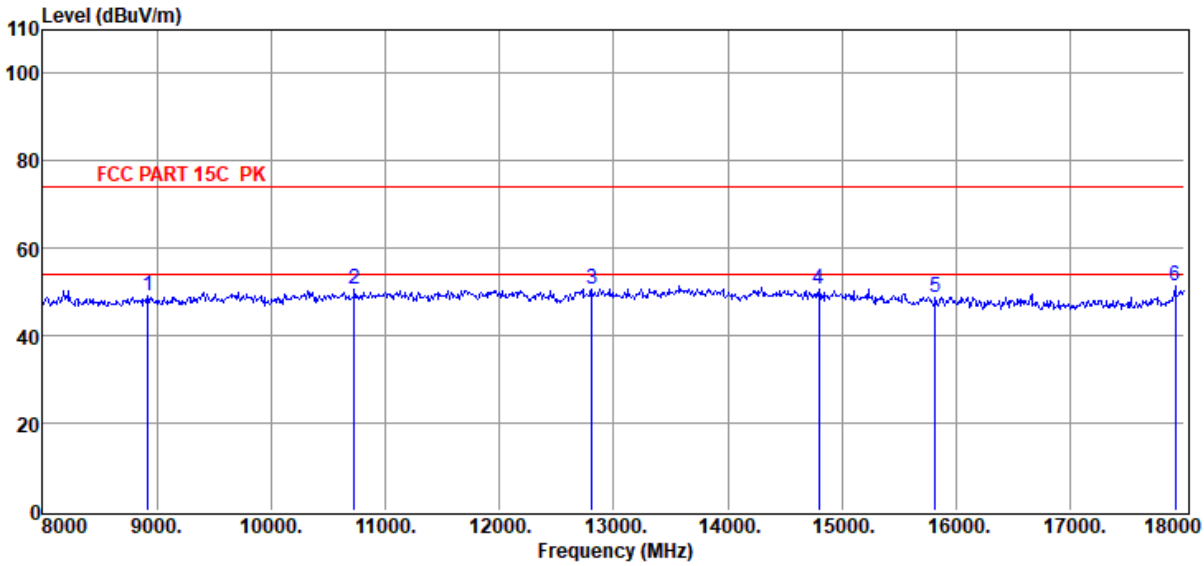

Item (Mark)	Freq. (MHz)	Read Level (dBµV)	Antenna Factor (dB/m)	PRM Factor dB	Cable Loss dB	Filter Factor dB	Result Level (dBµV/m)	Limit Line (dBµV/m)	Over Limit (dB)	Detector	Polarization
1	8920.00	46.24	38.22	39.89	3.31	1.18	49.06	74.00	-24.94	Peak	HORIZONTAL
2	10730.00	46.66	39.14	40.31	3.73	1.38	50.60	74.00	-23.40	Peak	HORIZONTAL
3	12810.00	46.12	39.37	40.34	4.14	1.40	50.69	74.00	-23.31	Peak	HORIZONTAL
4	14800.00	44.64	39.66	39.62	4.42	1.45	50.55	74.00	-23.45	Peak	HORIZONTAL
5	15820.00	44.29	38.22	39.85	4.59	1.66	48.91	74.00	-25.09	Peak	HORIZONTAL
6	17920.00	43.14	42.00	40.65	4.94	1.81	51.24	74.00	-22.76	Peak	HORIZONTAL

Note: 1. Result Level = Read Level + Antenna Factor + Cable loss + Filter Factor - PRM Factor.
2. If Peak Result complies with AV limit, AV Result is deemed to comply with AV limit.
3. Test setup: RBW: 1 MHz, VBW: 3 MHz, Sweep time: auto.

TR-4-E-009 Radiated Emission Test Result

Test Site	: DDT 3m Chamber 3#	D:\E3 6.111\2022 Report Data\Q21123016-3O 1020VR\FCC ABOVE 1G 5G WIFI.EM6	
Test Date	: 2022-07-07	**Tested By**	: Bairong
EUT	: arpara AIO 5K	**Model Number**	: VRM1020WNA
Power Supply	: Battery	**Test Mode**	: Tx Mode
Condition	: Temp:22.2°C,Humi:52.4%,Press:100.3kPa	**Antenna/Distance**	: 2021 BBHA 9120D 3#/3m/VERTICAL
Memo	: 11N20 5785		

Data: 46

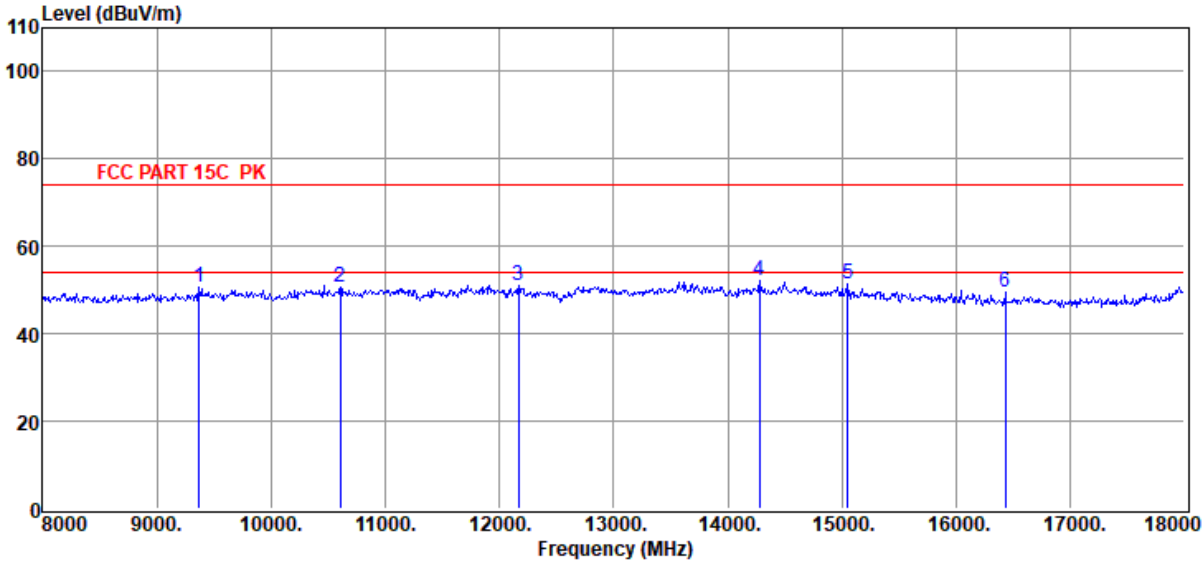

Item (Mark)	Freq. (MHz)	Read Level (dBµV)	Antenna Factor (dB/m)	PRM Factor dB	Cable Loss dB	Filter Factor dB	Result Level (dBµV/m)	Limit Line (dBµV/m)	Over Limit (dB)	Detector	Polarization
1	9370.00	47.25	38.60	40.16	3.54	1.25	50.48	74.00	-23.52	Peak	VERTICAL
2	10610.00	46.76	39.07	40.36	3.70	1.38	50.55	74.00	-23.45	Peak	VERTICAL
3	12170.00	47.00	39.13	40.15	3.93	1.27	51.18	74.00	-22.82	Peak	VERTICAL
4	14280.00	45.84	39.90	39.67	4.43	1.48	51.98	74.00	-22.02	Peak	VERTICAL
5	15050.00	45.47	39.43	39.61	4.48	1.45	51.22	74.00	-22.78	Peak	VERTICAL
6	16430.00	45.03	37.90	39.99	4.71	1.69	49.34	74.00	-24.66	Peak	VERTICAL

Note: 1. Result Level = Read Level + Antenna Factor + Cable loss + Filter Factor - PRM Factor.
2. If Peak Result complies with AV limit, AV Result is deemed to comply with AV limit.
3. Test setup: RBW: 1 MHz, VBW: 3 MHz, Sweep time: auto.

TR-4-E-009 Radiated Emission Test Result

Test Site	: DDT 3m Chamber 3#	D:\E3 6.111\2022 Report Data\Q21123016-3O 1020VR\FCC ABOVE 1G 5G WIFI.EM6	
Test Date	: 2022-07-07	**Tested By**	: Bairong
EUT	: arpara AIO 5K	**Model Number**	: VRM1020WNA
Power Supply	: Battery	**Test Mode**	: Tx Mode
Condition	: Temp:22.2°C,Humi:52.4%,Press:100.3kPa	**Antenna/Distance**	: 2021 BBHA 9120D 3#/3m/HORIZONTAL
Memo	: 11N20 5825		

Data: 47

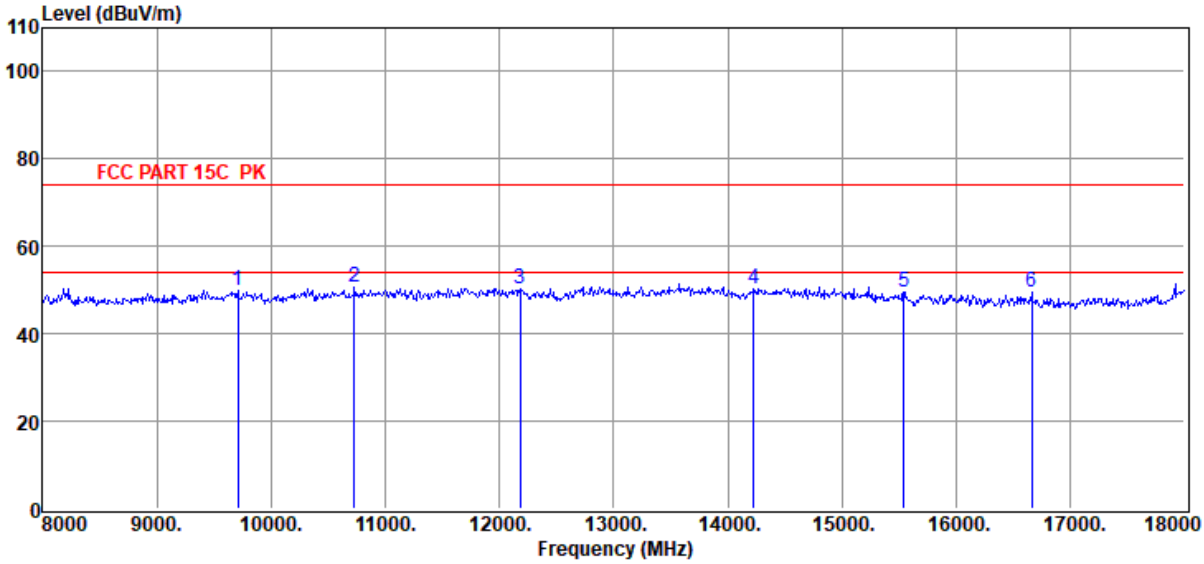

Item (Mark)	Freq. (MHz)	Read Level (dBµV)	Antenna Factor (dB/m)	PRM Factor dB	Cable Loss dB	Filter Factor dB	Result Level (dBµV/m)	Limit Line (dBµV/m)	Over Limit (dB)	Detector	Polarization
1	9710.00	46.91	38.57	40.40	3.64	1.31	50.03	74.00	-23.97	Peak	HORIZONTAL
2	10730.00	46.66	39.14	40.31	3.73	1.38	50.60	74.00	-23.40	Peak	HORIZONTAL
3	12180.00	46.27	39.13	40.15	3.93	1.28	50.46	74.00	-23.54	Peak	HORIZONTAL
4	14230.00	44.19	39.90	39.68	4.45	1.48	50.34	74.00	-23.66	Peak	HORIZONTAL
5	15540.00	44.49	38.73	39.76	4.56	1.59	49.61	74.00	-24.39	Peak	HORIZONTAL
6	16660.00	45.02	38.09	40.03	4.72	1.68	49.48	74.00	-24.52	Peak	HORIZONTAL

Note: 1. Result Level = Read Level + Antenna Factor + Cable loss + Filter Factor - PRM Factor.
2. If Peak Result complies with AV limit, AV Result is deemed to comply with AV limit.
3. Test setup: RBW: 1 MHz, VBW: 3 MHz, Sweep time: auto.

TR-4-E-009 Radiated Emission Test Result

Test Site	: DDT 3m Chamber 3#	D:\E3 6.111\2022 Report Data\Q21123016-3O 1020VR\FCC ABOVE 1G 5G WIFI.EM6	
Test Date	: 2022-07-07	**Tested By**	: Bairong
EUT	: arpara AIO 5K	**Model Number**	: VRM1020WNA
Power Supply	: Battery	**Test Mode**	: Tx Mode
Condition	: Temp:22.2°C,Humi:52.4%,Press:100.3kPa	**Antenna/Distance**	: 2021 BBHA 9120D 3#/3m/VERTICAL
Memo	: 11N20 5825		

Data: 48

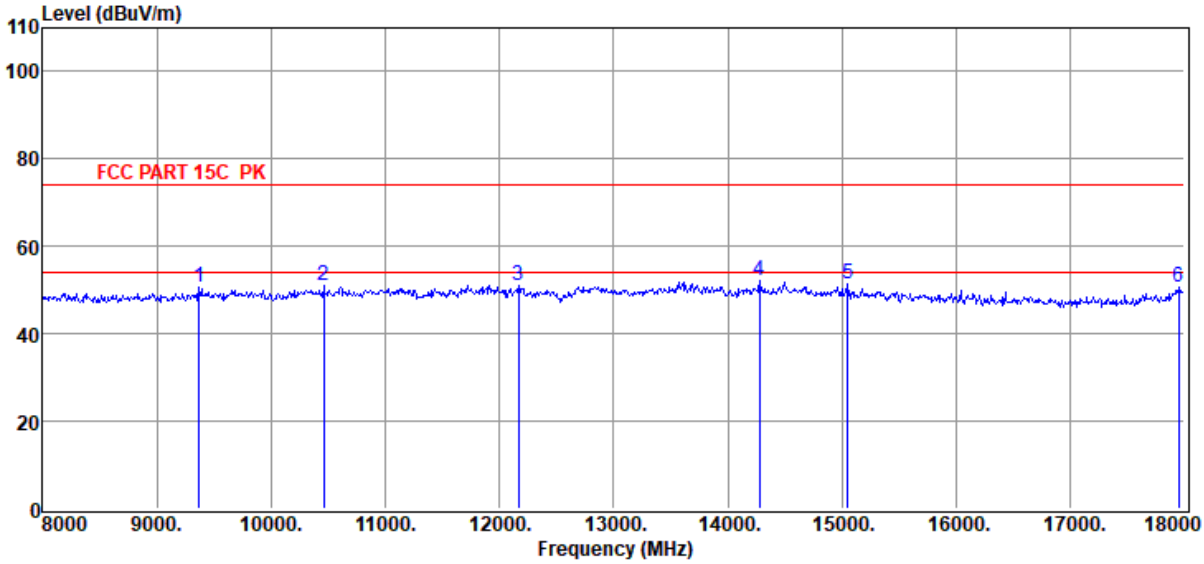

Item (Mark)	Freq. (MHz)	Read Level (dBµV)	Antenna Factor (dB/m)	PRM Factor dB	Cable Loss dB	Filter Factor dB	Result Level (dBµV/m)	Limit Line (dBµV/m)	Over Limit (dB)	Detector	Polarization
1	9370.00	47.25	38.60	40.16	3.54	1.25	50.48	74.00	-23.52	Peak	VERTICAL
2	10460.00	47.40	38.95	40.42	3.67	1.37	50.97	74.00	-23.03	Peak	VERTICAL
3	12170.00	47.00	39.13	40.15	3.93	1.27	51.18	74.00	-22.82	Peak	VERTICAL
4	14280.00	45.84	39.90	39.67	4.43	1.48	51.98	74.00	-22.02	Peak	VERTICAL
5	15050.00	45.47	39.43	39.61	4.48	1.45	51.22	74.00	-22.78	Peak	VERTICAL
6	17950.00	42.46	42.19	40.67	4.95	1.81	50.74	74.00	-23.26	Peak	VERTICAL

Note: 1. Result Level = Read Level + Antenna Factor + Cable loss + Filter Factor - PRM Factor.
2. If Peak Result complies with AV limit, AV Result is deemed to comply with AV limit.
3. Test setup: RBW: 1 MHz, VBW: 3 MHz, Sweep time: auto.

9. Band Edge Compliance

9.1. Block diagram of test setup

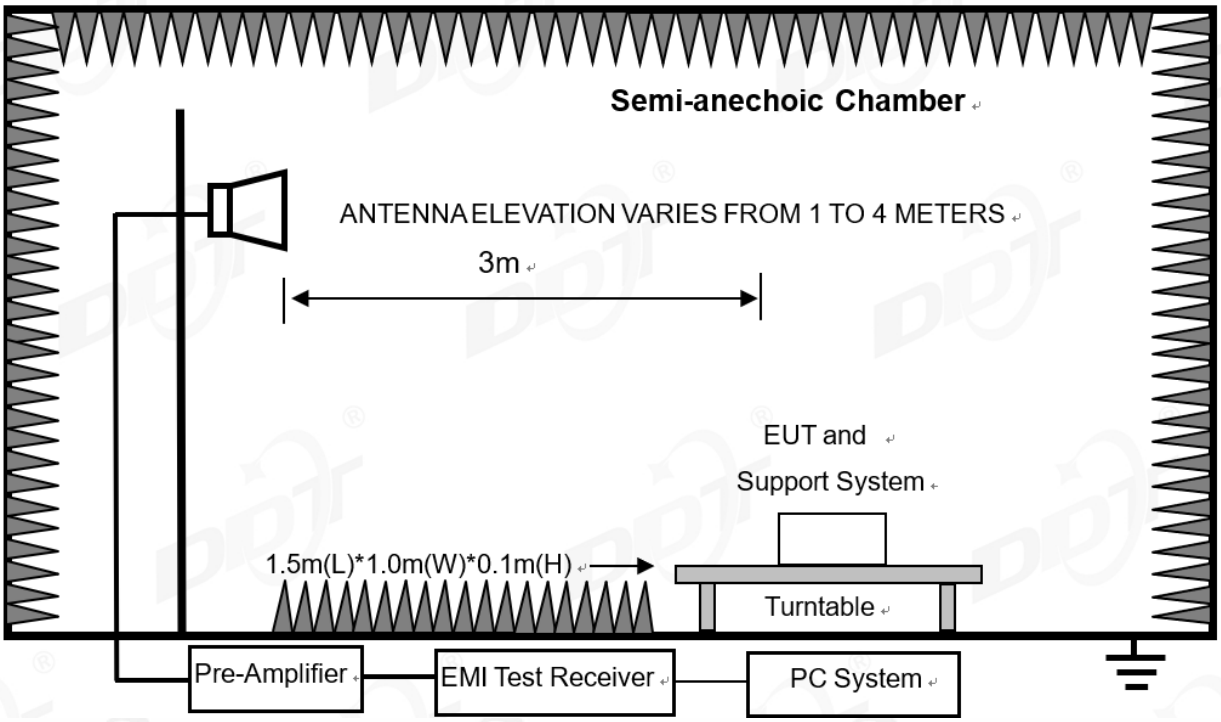

9.2. Limit

For transmitters operating in the 5.15-5.25 GHz and 5.725-5.85 GHz band: all emissions outside of the 5.15-5.35 GHz band shall not exceed an EIRP of -27 dBm/MHz.

-27 dBm/MHz Limit=95.2+EIRP[dBm]=95.2-27=68.2 dBμV/m

9.3. Test Procedure

Same with clause 8.3 except change investigated frequency range from 5.15-5.25 GHz, 5250-5350 GHz, 5470-5725 GHz, 5.725-5.85 GHz.

Remark: All restriction band have been tested, and only the worst case is shown in report.

9.4. Test result

Pass. (See below detailed test result)

Note: As specified in 15.407(b), emissions above 1000 MHz that are outside of the restricted bands are subject to a peak emission limit of -27 dBm/MHz (or -17 dBm/MHz as specified in 15.407(b)(4)). However, an out-of-band emission that complies with both the average and peak limits of 15.209 is not required to satisfy the -27 dBm/MHz or -17 dBm/MHz peak emission limit

Note2: 11a, 11n20, n40, 11ac20, 11ac40, 11ax20, 11ax40, 11ax80 mode all have been tested, only 11a mode, and 11n20, n40, 11ac20, 11ac40, 11ax20, 11ax40 and 11ax80 mode of MIMO mode are worse case and reported.

TR-4-E-009 Radiated Emission Test Result

Test Site	: DDT 3m Chamber 3#	D:\E3 6.111\2022 Report Data\Q21123016-3O 1020VR\FCC ABOVE 1G 5G WIFI.EM6	
Test Date	: 2022-07-07	**Tested By**	: Bairong
EUT	: arpara AIO 5K	**Model Number**	: VRM1020WNA
Power Supply	: Battery	**Test Mode**	: Tx Mode
Condition	: Temp:22.2°C,Humi:52.4%,Press:100.3kPa	**Antenna/Distance**	: 2021 BBHA 9120D 3#/3m/HORIZONTAL
Memo	: 11A 5180 ANT1		

Data: 49

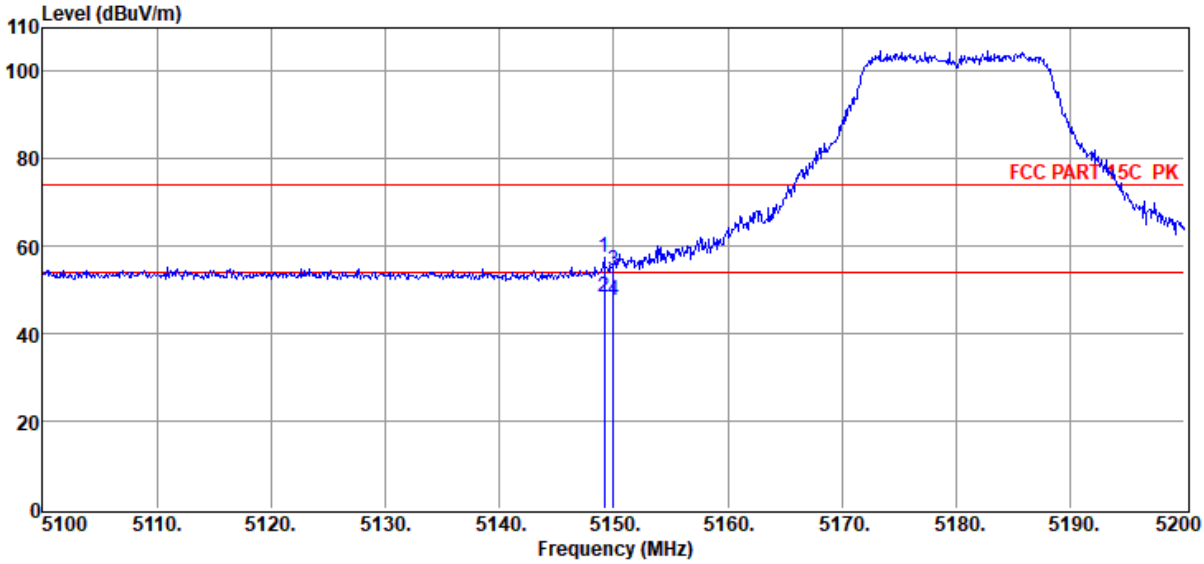

Item (Mark)	Freq. (MHz)	Read Level (dBµV)	Antenna Factor (dB/m)	PRM Factor dB	Cable Loss dB	Filter Factor dB	Result Level (dBµV/m)	Limit Line (dBµV/m)	Over Limit (dB)	Detector	Polarization
1	5149.20	51.48	33.01	40.41	2.55	0.94	57.57	74.00	-16.43	Peak	HORIZONTAL
2	5149.20	42.48	33.01	40.41	2.55	0.94	48.57	54.00	-5.43	Average	HORIZONTAL
3	5150.00	48.40	33.01	40.42	2.55	0.94	54.48	74.00	-19.52	Peak	HORIZONTAL
4	5150.00	41.40	33.01	40.42	2.55	0.94	47.48	54.00	-6.52	Average	HORIZONTAL

Note: 1. Result Level = Read Level + Antenna Factor + Cable loss + Filter Factor - PRM Factor.
2. If Peak Result complies with AV limit, AV Result is deemed to comply with AV limit.
3. Test setup: RBW: 1 MHz, VBW: 3 MHz, Sweep time: auto.

TR-4-E-009 Radiated Emission Test Result

Test Site	: DDT 3m Chamber 3#	D:\E3 6.111\2022 Report Data\Q21123016-3O 1020VR\FCC ABOVE 1G 5G WIFI.EM6	
Test Date	: 2022-07-07	**Tested By**	: Bairong
EUT	: arpara AIO 5K	**Model Number**	: VRM1020WNA
Power Supply	: Battery	**Test Mode**	: Tx Mode
Condition	: Temp:22.2°C,Humi:52.4%,Press:100.3kPa	**Antenna/Distance**	: 2021 BBHA 9120D 3#/3m/VERTICAL
Memo	: 11A 5180 ANT1		

Data: 50

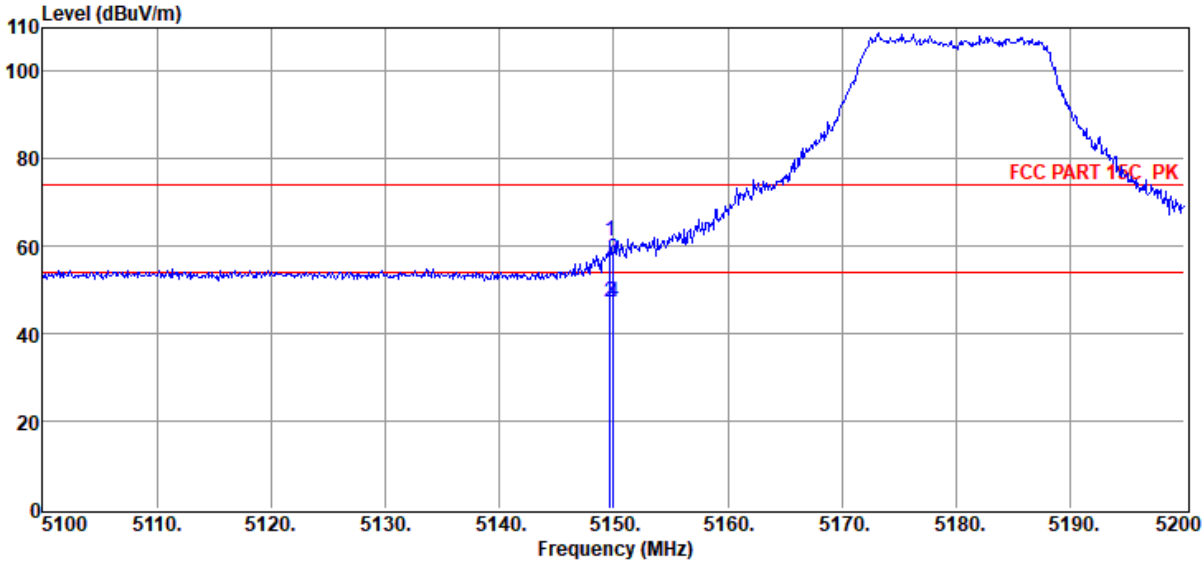

Item (Mark)	Freq. (MHz)	Read Level (dBµV)	Antenna Factor (dB/m)	PRM Factor dB	Cable Loss dB	Filter Factor dB	Result Level (dBµV/m)	Limit Line (dBµV/m)	Over Limit (dB)	Detector	Polarization
1	5149.70	55.06	33.01	40.41	2.55	0.94	61.15	74.00	-12.85	Peak	VERTICAL
2	5149.70	41.06	33.01	40.41	2.55	0.94	47.15	54.00	-6.85	Average	VERTICAL
3	5150.00	51.09	33.01	40.42	2.55	0.94	57.17	74.00	-16.83	Peak	VERTICAL
4	5150.00	41.09	33.01	40.42	2.55	0.94	47.17	54.00	-6.83	Average	VERTICAL

Note: 1. Result Level = Read Level + Antenna Factor + Cable loss + Filter Factor - PRM Factor.
2. If Peak Result complies with AV limit, AV Result is deemed to comply with AV limit.
3. Test setup: RBW: 1 MHz, VBW: 3 MHz, Sweep time: auto.

TR-4-E-009 Radiated Emission Test Result

Test Site	: DDT 3m Chamber 3#	D:\E3 6.111\2022 Report Data\Q21123016-3O 1020VR\FCC ABOVE 1G 5G WIFI.EM6	
Test Date	: 2022-07-07	**Tested By**	: Bairong
EUT	: arpara AIO 5K	**Model Number**	: VRM1020WNA
Power Supply	: Battery	**Test Mode**	: Tx Mode
Condition	: Temp:22.2°C,Humi:52.4%,Press:100.3kPa	**Antenna/Distance**	: 2021 BBHA 9120D 3#/3m/HORIZONTAL
Memo	: 11A 5180 ANT2		

Data: 51

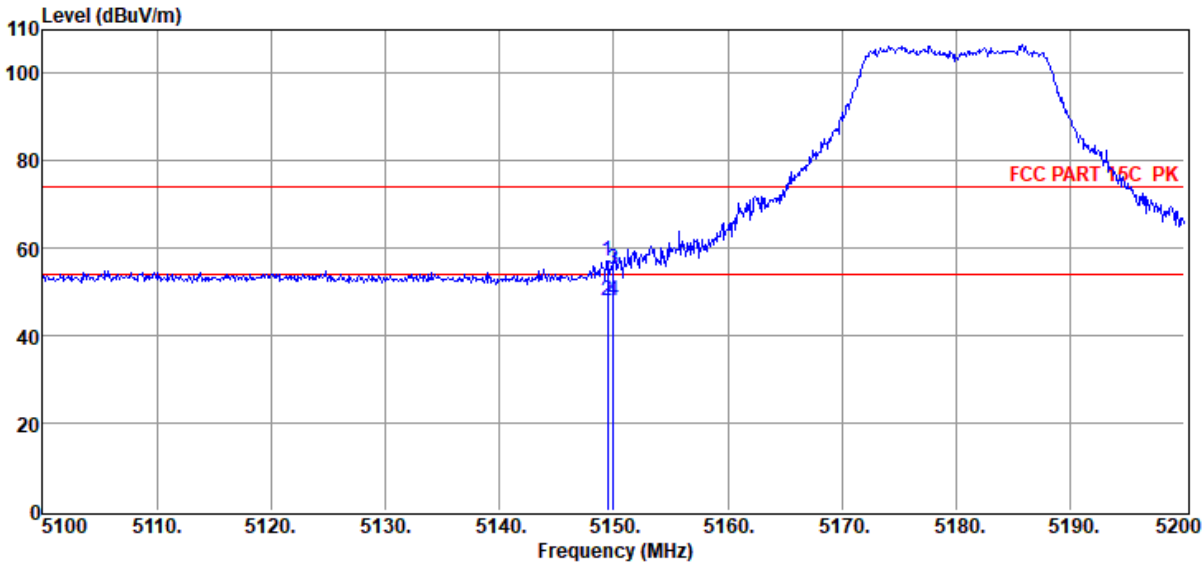

Item (Mark)	Freq. (MHz)	Read Level (dBµV)	Antenna Factor (dB/m)	PRM Factor dB	Cable Loss dB	Filter Factor dB	Result Level (dBµV/m)	Limit Line (dBµV/m)	Over Limit (dB)	Detector	Polarization
1	5149.50	51.06	33.01	40.41	2.55	0.94	57.15	74.00	-16.85	Peak	HORIZONTAL
2	5149.50	42.06	33.01	40.41	2.55	0.94	48.15	54.00	-5.85	Average	HORIZONTAL
3	5150.00	48.93	33.01	40.42	2.55	0.94	55.01	74.00	-18.99	Peak	HORIZONTAL
4	5150.00	41.93	33.01	40.42	2.55	0.94	48.01	54.00	-5.99	Average	HORIZONTAL

Note: 1. Result Level = Read Level + Antenna Factor + Cable loss + Filter Factor - PRM Factor.
2. If Peak Result complies with AV limit, AV Result is deemed to comply with AV limit.
3. Test setup: RBW: 1 MHz, VBW: 3 MHz, Sweep time: auto.

TR-4-E-009 Radiated Emission Test Result

Test Site	: DDT 3m Chamber 3#	D:\E3 6.111\2022 Report Data\Q21123016-3O 1020VR\FCC ABOVE 1G 5G WIFI.EM6	
Test Date	: 2022-07-07	**Tested By**	: Bairong
EUT	: arpara AIO 5K	**Model Number**	: VRM1020WNA
Power Supply	: Battery	**Test Mode**	: Tx Mode
Condition	: Temp:22.2°C,Humi:52.4%,Press:100.3kPa	**Antenna/Distance**	: 2021 BBHA 9120D 3#/3m/VERTICAL
Memo	: 11A 5180 ANT2		

Data: 52

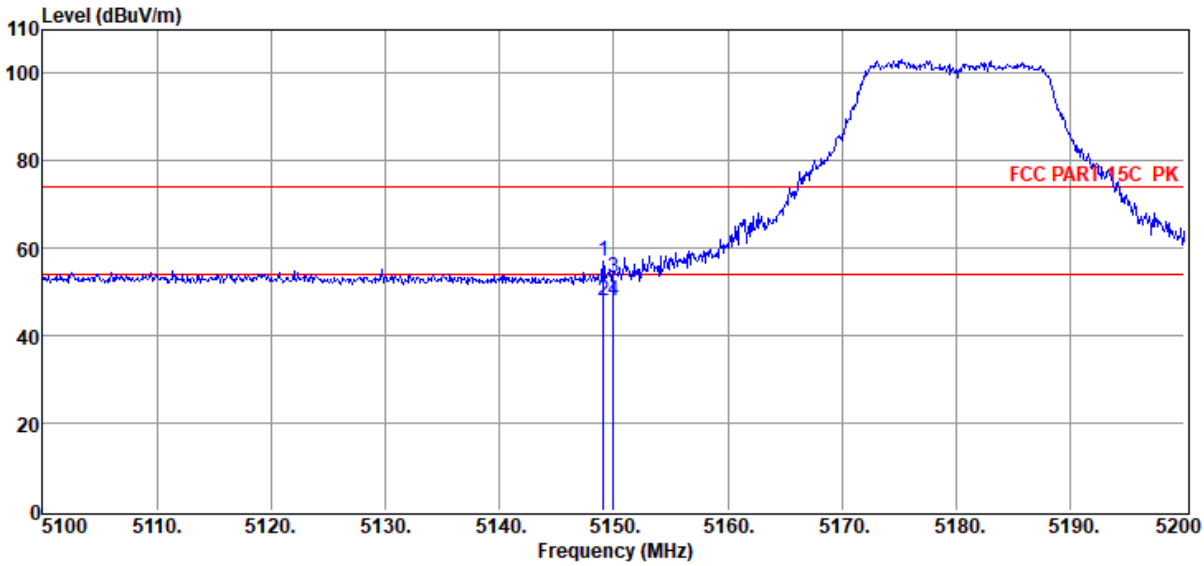

Item (Mark)	Freq. (MHz)	Read Level (dBµV)	Antenna Factor (dB/m)	PRM Factor dB	Cable Loss dB	Filter Factor dB	Result Level (dBµV/m)	Limit Line (dBµV/m)	Over Limit (dB)	Detector	Polarization
1	5149.10	51.00	33.01	40.41	2.55	0.94	57.09	74.00	-16.91	Peak	VERTICAL
2	5149.10	42.00	33.01	40.41	2.55	0.94	48.09	54.00	-5.91	Average	VERTICAL
3	5150.00	47.07	33.01	40.42	2.55	0.94	53.15	74.00	-20.85	Peak	VERTICAL
4	5150.00	42.07	33.01	40.42	2.55	0.94	48.15	54.00	-5.85	Average	VERTICAL

Note: 1. Result Level = Read Level + Antenna Factor + Cable loss + Filter Factor - PRM Factor.
2. If Peak Result complies with AV limit, AV Result is deemed to comply with AV limit.
3. Test setup: RBW: 1 MHz, VBW: 3 MHz, Sweep time: auto.

TR-4-E-009 Radiated Emission Test Result

Test Site	: DDT 3m Chamber 3#	D:\E3 6.111\2022 Report Data\Q21123016-3O 1020VR\FCC ABOVE 1G 5G WIFI.EM6	
Test Date	: 2022-07-07	**Tested By**	: Bairong
EUT	: arpara AIO 5K	**Model Number**	: VRM1020WNA
Power Supply	: Battery	**Test Mode**	: Tx Mode
Condition	: Temp:22.2°C,Humi:52.4%,Press:100.3kPa	**Antenna/Distance**	: 2021 BBHA 9120D 3#/3m/HORIZONTAL
Memo	: 11N20 5180		

Data: 53

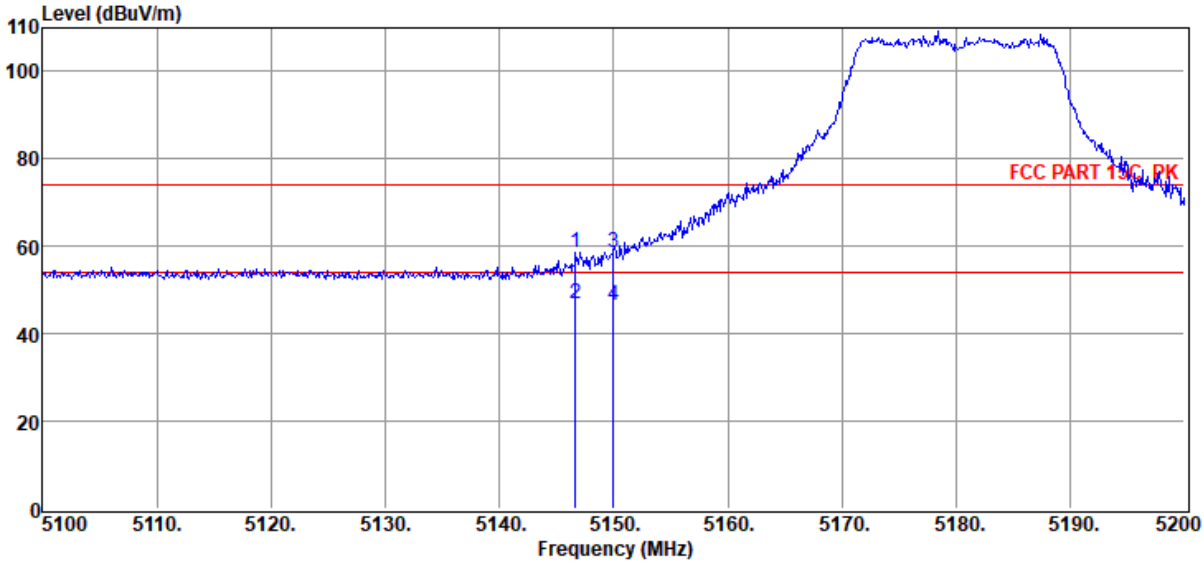

Item (Mark)	Freq. (MHz)	Read Level (dBµV)	Antenna Factor (dB/m)	PRM Factor dB	Cable Loss dB	Filter Factor dB	Result Level (dBµV/m)	Limit Line (dBµV/m)	Over Limit (dB)	Detector	Polarization
1	5146.70	52.61	33.01	40.41	2.55	0.94	58.70	74.00	-15.30	Peak	HORIZONTAL
2	5146.70	40.61	33.01	40.41	2.55	0.94	46.70	54.00	-7.30	Average	HORIZONTAL
3	5150.00	52.40	33.01	40.42	2.55	0.94	58.48	74.00	-15.52	Peak	HORIZONTAL
4	5150.00	40.40	33.01	40.42	2.55	0.94	46.48	54.00	-7.52	Average	HORIZONTAL

Note: 1. Result Level = Read Level + Antenna Factor + Cable loss + Filter Factor - PRM Factor.
2. If Peak Result complies with AV limit, AV Result is deemed to comply with AV limit.
3. Test setup: RBW: 1 MHz, VBW: 3 MHz, Sweep time: auto.

TR-4-E-009 Radiated Emission Test Result

Test Site	: DDT 3m Chamber 3#	D:\E3 6.111\2022 Report Data\Q21123016-3O 1020VR\FCC ABOVE 1G 5G WIFI.EM6	
Test Date	: 2022-07-07	**Tested By**	: Bairong
EUT	: arpara AIO 5K	**Model Number**	: VRM1020WNA
Power Supply	: Battery	**Test Mode**	: Tx Mode
Condition	: Temp:22.2°C,Humi:52.4%,Press:100.3kPa	**Antenna/Distance**	: 2021 BBHA 9120D 3#/3m/VERTICAL
Memo	: 11N20 5180		

Data: 54

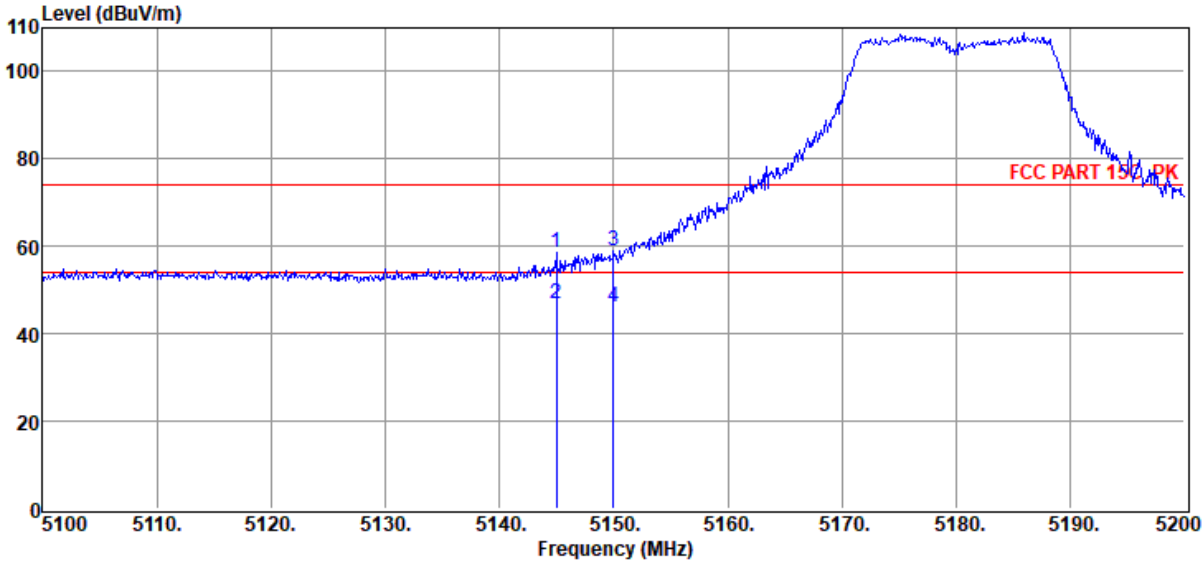

Item (Mark)	Freq. (MHz)	Read Level (dBµV)	Antenna Factor (dB/m)	PRM Factor dB	Cable Loss dB	Filter Factor dB	Result Level (dBµV/m)	Limit Line (dBµV/m)	Over Limit (dB)	Detector	Polarization
1	5145.00	52.66	33.01	40.41	2.55	0.94	58.75	74.00	-15.25	Peak	VERTICAL
2	5145.00	40.66	33.01	40.41	2.55	0.94	46.75	54.00	-7.25	Average	VERTICAL
3	5150.00	52.95	33.01	40.42	2.55	0.94	59.03	74.00	-14.97	Peak	VERTICAL
4	5150.00	39.95	33.01	40.42	2.55	0.94	46.03	54.00	-7.97	Average	VERTICAL

Note: 1. Result Level = Read Level + Antenna Factor + Cable loss + Filter Factor - PRM Factor.
2. If Peak Result complies with AV limit, AV Result is deemed to comply with AV limit.
3. Test setup: RBW: 1 MHz, VBW: 3 MHz, Sweep time: auto.

TR-4-E-009 Radiated Emission Test Result

Test Site	: DDT 3m Chamber 3#	D:\E3 6.111\2022 Report Data\Q21123016-3O 1020VR\FCC ABOVE 1G 5G WIFI.EM6	
Test Date	: 2022-07-07	**Tested By**	: Bairong
EUT	: arpara AIO 5K	**Model Number**	: VRM1020WNA
Power Supply	: Battery	**Test Mode**	: Tx Mode
Condition	: Temp:22.2°C,Humi:52.4%,Press:100.3kPa	**Antenna/Distance**	: 2021 BBHA 9120D 3#/3m/HORIZONTAL
Memo	: 11AC20 5180		

Data: 55

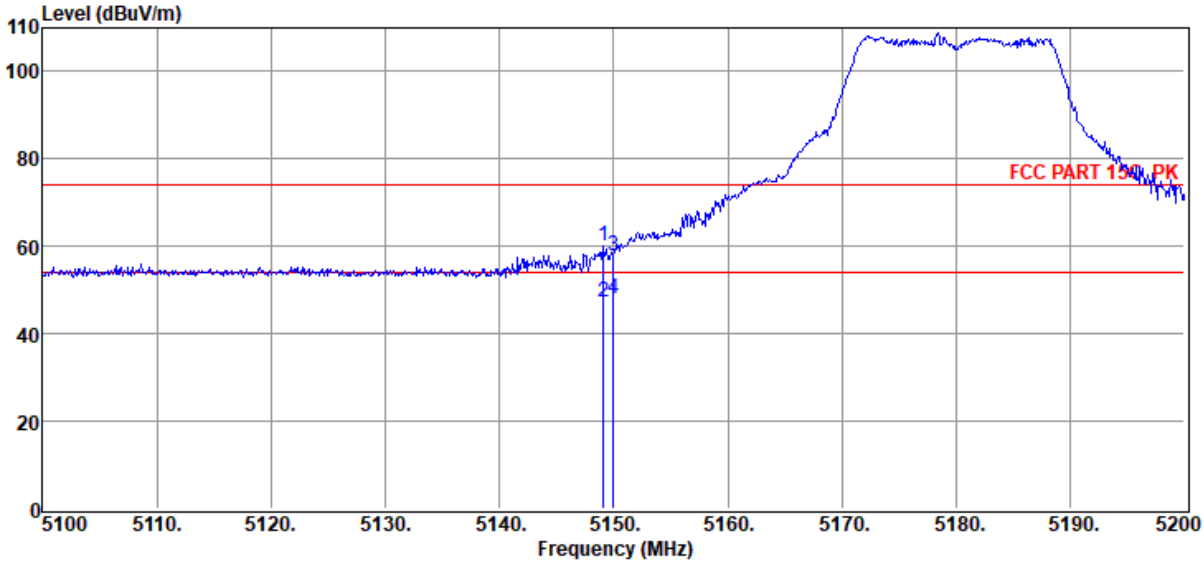

Item (Mark)	Freq. (MHz)	Read Level (dBµV)	Antenna Factor (dB/m)	PRM Factor dB	Cable Loss dB	Filter Factor dB	Result Level (dBµV/m)	Limit Line (dBµV/m)	Over Limit (dB)	Detector	Polarization
1	5149.10	54.07	33.01	40.41	2.55	0.94	60.16	74.00	-13.84	Peak	HORIZONTAL
2	5149.10	41.07	33.01	40.41	2.55	0.94	47.16	54.00	-6.84	Average	HORIZONTAL
3	5150.00	51.91	33.01	40.42	2.55	0.94	57.99	74.00	-16.01	Peak	HORIZONTAL
4	5150.00	41.91	33.01	40.42	2.55	0.94	47.99	54.00	-6.01	Average	HORIZONTAL

Note: 1. Result Level = Read Level + Antenna Factor + Cable loss + Filter Factor - PRM Factor.
2. If Peak Result complies with AV limit, AV Result is deemed to comply with AV limit.
3. Test setup: RBW: 1 MHz, VBW: 3 MHz, Sweep time: auto.

TR-4-E-009 Radiated Emission Test Result

Test Site	: DDT 3m Chamber 3#	D:\E3 6.111\2022 Report Data\Q21123016-3O 1020VR\FCC ABOVE 1G 5G WIFI.EM6	
Test Date	: 2022-07-07	**Tested By**	: Bairong
EUT	: arpara AIO 5K	**Model Number**	: VRM1020WNA
Power Supply	: Battery	**Test Mode**	: Tx Mode
Condition	: Temp:22.2°C,Humi:52.4%,Press:100.3kPa	**Antenna/Distance**	: 2021 BBHA 9120D 3#/3m/VERTICAL
Memo	: 11AC20 5180		

Data: 56

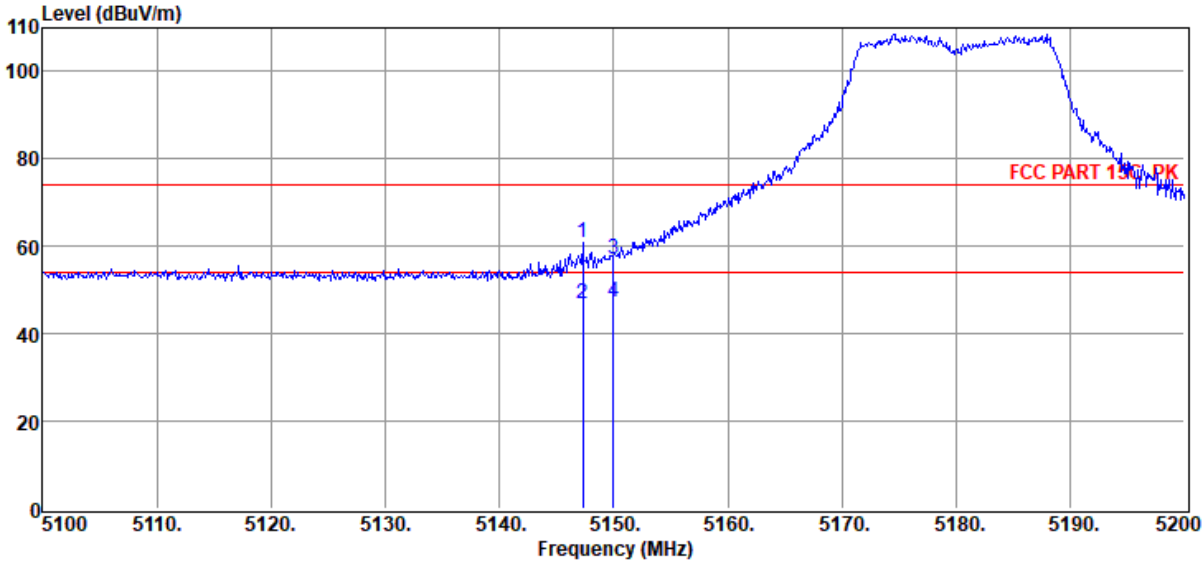

Item (Mark)	Freq. (MHz)	Read Level (dBµV)	Antenna Factor (dB/m)	PRM Factor dB	Cable Loss dB	Filter Factor dB	Result Level (dBµV/m)	Limit Line (dBµV/m)	Over Limit (dB)	Detector	Polarization
1	5147.30	54.71	33.01	40.41	2.55	0.94	60.80	74.00	-13.20	Peak	VERTICAL
2	5147.30	40.71	33.01	40.41	2.55	0.94	46.80	54.00	-7.20	Average	VERTICAL
3	5150.00	51.06	33.01	40.42	2.55	0.94	57.14	74.00	-16.86	Peak	VERTICAL
4	5150.00	41.06	33.01	40.42	2.55	0.94	47.14	54.00	-6.86	Average	VERTICAL

Note: 1. Result Level = Read Level + Antenna Factor + Cable loss + Filter Factor - PRM Factor.
2. If Peak Result complies with AV limit, AV Result is deemed to comply with AV limit.
3. Test setup: RBW: 1 MHz, VBW: 3 MHz, Sweep time: auto.

TR-4-E-009 Radiated Emission Test Result

Test Site	: DDT 3m Chamber 3#	D:\E3 6.111\2022 Report Data\Q21123016-3O 1020VR\FCC ABOVE 1G 5G WIFI.EM6	
Test Date	: 2022-07-07	**Tested By**	: Bairong
EUT	: arpara AIO 5K	**Model Number**	: VRM1020WNA
Power Supply	: Battery	**Test Mode**	: Tx Mode
Condition	: Temp:22.2°C,Humi:52.4%,Press:100.3kPa	**Antenna/Distance**	: 2021 BBHA 9120D 3#/3m/HORIZONTAL
Memo	: 11AX20 5180		

Data: 57

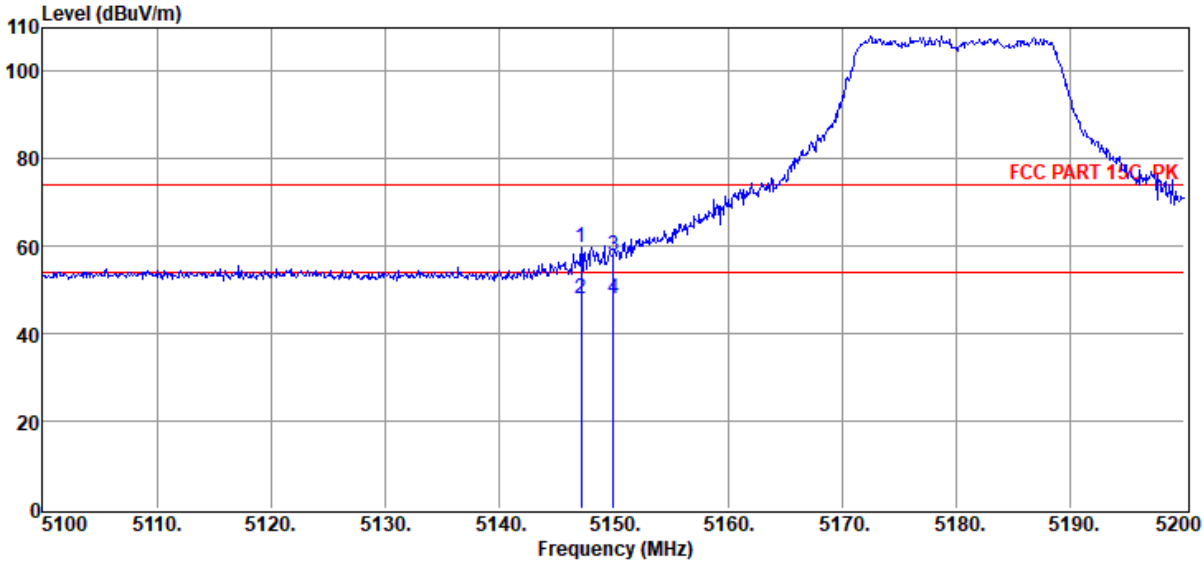

Item (Mark)	Freq. (MHz)	Read Level (dBµV)	Antenna Factor (dB/m)	PRM Factor dB	Cable Loss dB	Filter Factor dB	Result Level (dBµV/m)	Limit Line (dBµV/m)	Over Limit (dB)	Detector	Polarization
1	5147.20	53.79	33.01	40.41	2.55	0.94	59.88	74.00	-14.12	Peak	HORIZONTAL
2	5147.20	41.79	33.01	40.41	2.55	0.94	47.88	54.00	-6.12	Average	HORIZONTAL
3	5150.00	51.84	33.01	40.42	2.55	0.94	57.92	74.00	-16.08	Peak	HORIZONTAL
4	5150.00	41.84	33.01	40.42	2.55	0.94	47.92	54.00	-6.08	Average	HORIZONTAL

Note: 1. Result Level = Read Level + Antenna Factor + Cable loss + Filter Factor - PRM Factor.
2. If Peak Result complies with AV limit, AV Result is deemed to comply with AV limit.
3. Test setup: RBW: 1 MHz, VBW: 3 MHz, Sweep time: auto.

TR-4-E-009 Radiated Emission Test Result

Test Site	: DDT 3m Chamber 3#	D:\E3 6.111\2022 Report Data\Q21123016-3O 1020VR\FCC ABOVE 1G 5G WIFI.EM6	
Test Date	: 2022-07-07	**Tested By**	: Bairong
EUT	: arpara AIO 5K	**Model Number**	: VRM1020WNA
Power Supply	: Battery	**Test Mode**	: Tx Mode
Condition	: Temp:22.2°C,Humi:52.4%,Press:100.3kPa	**Antenna/Distance**	: 2021 BBHA 9120D 3#/3m/VERTICAL
Memo	: 11AX20 5180		

Data: 58

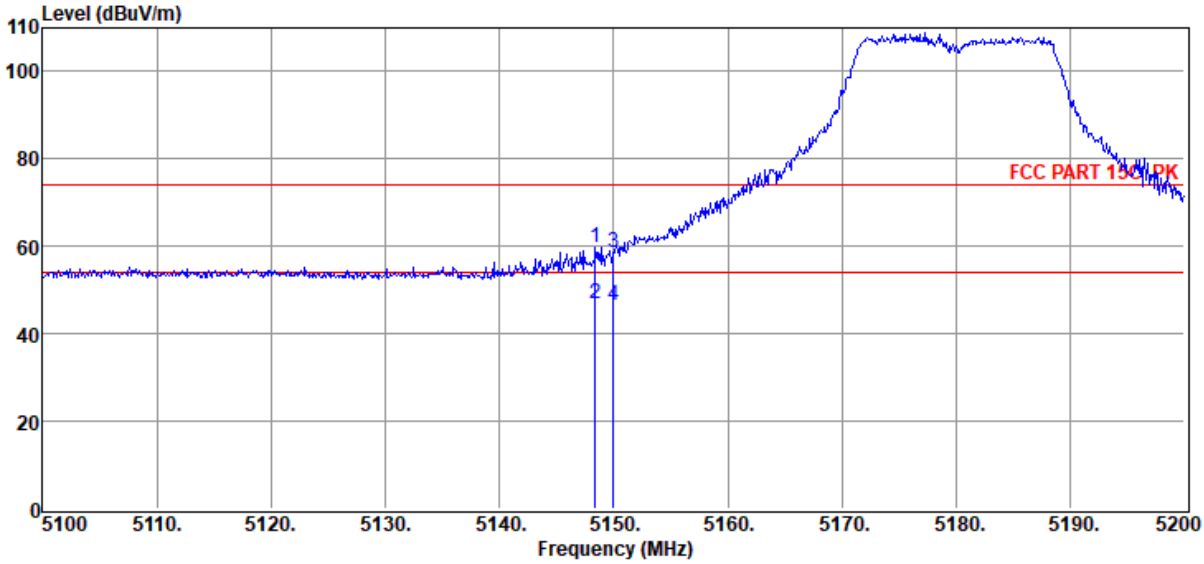

Item (Mark)	Freq. (MHz)	Read Level (dBµV)	Antenna Factor (dB/m)	PRM Factor dB	Cable Loss dB	Filter Factor dB	Result Level (dBµV/m)	Limit Line (dBµV/m)	Over Limit (dB)	Detector	Polarization
1	5148.40	53.70	33.01	40.41	2.55	0.94	59.79	74.00	-14.21	Peak	VERTICAL
2	5148.40	40.70	33.01	40.41	2.55	0.94	46.79	54.00	-7.21	Average	VERTICAL
3	5150.00	52.49	33.01	40.42	2.55	0.94	58.57	74.00	-15.43	Peak	VERTICAL
4	5150.00	40.49	33.01	40.42	2.55	0.94	46.57	54.00	-7.43	Average	VERTICAL

Note: 1. Result Level = Read Level + Antenna Factor + Cable loss + Filter Factor - PRM Factor.
2. If Peak Result complies with AV limit, AV Result is deemed to comply with AV limit.
3. Test setup: RBW: 1 MHz, VBW: 3 MHz, Sweep time: auto.

TR-4-E-009 Radiated Emission Test Result

Test Site	: DDT 3m Chamber 3#	D:\E3 6.111\2022 Report Data\Q21123016-3O 1020VR\FCC ABOVE 1G 5G WIFI.EM6	
Test Date	: 2022-07-08	**Tested By**	: Bairong
EUT	: arpara AIO 5K	**Model Number**	: VRM1020WNA
Power Supply	: Battery	**Test Mode**	: Tx Mode
Condition	: Temp:22.2°C,Humi:52.4%,Press:100.3kPa	**Antenna/Distance**	: 2021 BBHA 9120D 3#/3m/HORIZONTAL
Memo	: 11A 5320 ANT1		

Data: 59

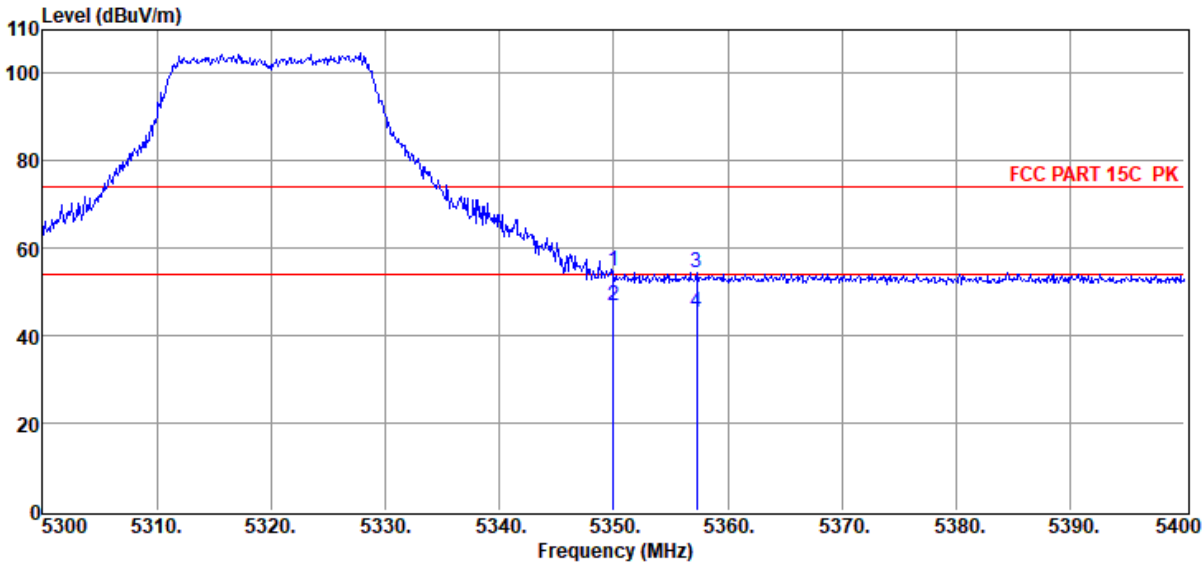

Item (Mark)	Freq. (MHz)	Read Level (dBµV)	Antenna Factor (dB/m)	PRM Factor dB	Cable Loss dB	Filter Factor dB	Result Level (dBµV/m)	Limit Line (dBµV/m)	Over Limit (dB)	Detector	Polarization
1	5350.00	48.72	32.89	40.44	2.56	0.99	54.72	74.00	-19.28	Peak	HORIZONTAL
2	5350.00	40.72	32.89	40.44	2.56	0.99	46.72	54.00	-7.28	Average	HORIZONTAL
3	5357.30	48.40	32.89	40.44	2.56	0.99	54.40	74.00	-19.60	Peak	HORIZONTAL
4	5357.30	39.40	32.89	40.44	2.56	0.99	45.40	54.00	-8.60	Average	HORIZONTAL

Note: 1. Result Level = Read Level + Antenna Factor + Cable loss + Filter Factor - PRM Factor.
2. If Peak Result complies with AV limit, AV Result is deemed to comply with AV limit.
3. Test setup: RBW: 1 MHz, VBW: 3 MHz, Sweep time: auto.

TR-4-E-009 Radiated Emission Test Result

Test Site	: DDT 3m Chamber 3#	D:\E3 6.111\2022 Report Data\Q21123016-3O 1020VR\FCC ABOVE 1G 5G WIFI.EM6	
Test Date	: 2022-07-08	**Tested By**	: Bairong
EUT	: arpara AIO 5K	**Model Number**	: VRM1020WNA
Power Supply	: Battery	**Test Mode**	: Tx Mode
Condition	: Temp:22.2°C,Humi:52.4%,Press:100.3kPa	**Antenna/Distance**	: 2021 BBHA 9120D 3#/3m/VERTICAL
Memo	: 11A 5320 ANT1		

Data: 60

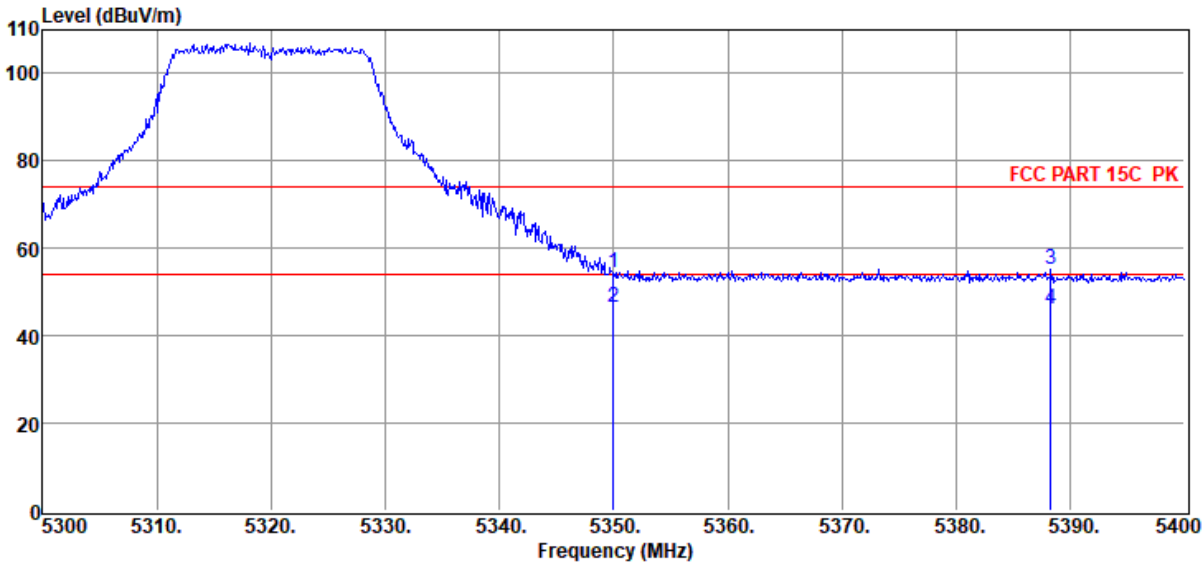

Item (Mark)	Freq. (MHz)	Read Level (dBµV)	Antenna Factor (dB/m)	PRM Factor dB	Cable Loss dB	Filter Factor dB	Result Level (dBµV/m)	Limit Line (dBµV/m)	Over Limit (dB)	Detector	Polarization
1	5350.00	48.38	32.89	40.44	2.56	0.99	54.38	74.00	-19.62	Peak	VERTICAL
2	5350.00	40.38	32.89	40.44	2.56	0.99	46.38	54.00	-7.62	Average	VERTICAL
3	5388.30	49.27	32.87	40.44	2.56	1.00	55.26	74.00	-18.74	Peak	VERTICAL
4	5388.30	40.27	32.87	40.44	2.56	1.00	46.26	54.00	-7.74	Average	VERTICAL

Note: 1. Result Level = Read Level + Antenna Factor + Cable loss + Filter Factor - PRM Factor.
2. If Peak Result complies with AV limit, AV Result is deemed to comply with AV limit.
3. Test setup: RBW: 1 MHz, VBW: 3 MHz, Sweep time: auto.

TR-4-E-009 Radiated Emission Test Result

Test Site	: DDT 3m Chamber 3#	D:\E3 6.111\2022 Report Data\Q21123016-3O 1020VR\FCC ABOVE 1G 5G WIFI.EM6	
Test Date	: 2022-07-08	**Tested By**	: Bairong
EUT	: arpara AIO 5K	**Model Number**	: VRM1020WNA
Power Supply	: Battery	**Test Mode**	: Tx Mode
Condition	: Temp:22.2°C,Humi:52.4%,Press:100.3kPa	**Antenna/Distance**	: 2021 BBHA 9120D 3#/3m/HORIZONTAL
Memo	: 11A 5320 ANT2		

Data: 61

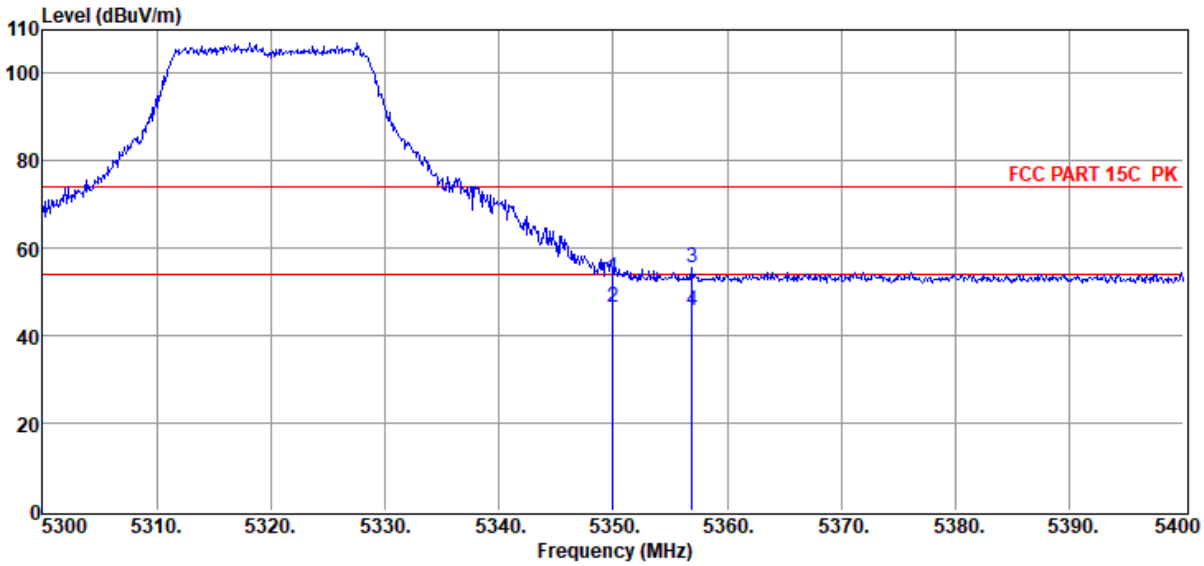

Item (Mark)	Freq. (MHz)	Read Level (dBµV)	Antenna Factor (dB/m)	PRM Factor dB	Cable Loss dB	Filter Factor dB	Result Level (dBµV/m)	Limit Line (dBµV/m)	Over Limit (dB)	Detector	Polarization
1	5350.00	47.40	32.89	40.44	2.56	0.99	53.40	74.00	-20.60	Peak	HORIZONTAL
2	5350.00	40.40	32.89	40.44	2.56	0.99	46.40	54.00	-7.60	Average	HORIZONTAL
3	5356.90	49.66	32.89	40.44	2.56	0.99	55.66	74.00	-18.34	Peak	HORIZONTAL
4	5356.90	39.66	32.89	40.44	2.56	0.99	45.66	54.00	-8.34	Average	HORIZONTAL

Note: 1. Result Level = Read Level + Antenna Factor + Cable loss + Filter Factor - PRM Factor.
2. If Peak Result complies with AV limit, AV Result is deemed to comply with AV limit.
3. Test setup: RBW: 1 MHz, VBW: 3 MHz, Sweep time: auto.

TR-4-E-009 Radiated Emission Test Result

Test Site	: DDT 3m Chamber 3#	D:\E3 6.111\2022 Report Data\Q21123016-3O 1020VR\FCC ABOVE 1G 5G WIFI.EM6	
Test Date	: 2022-07-08	**Tested By**	: Bairong
EUT	: arpara AIO 5K	**Model Number**	: VRM1020WNA
Power Supply	: Battery	**Test Mode**	: Tx Mode
Condition	: Temp:22.2°C,Humi:52.4%,Press:100.3kPa	**Antenna/Distance**	: 2021 BBHA 9120D 3#/3m/VERTICAL
Memo	: 11A 5320 ANT2		

Data: 62

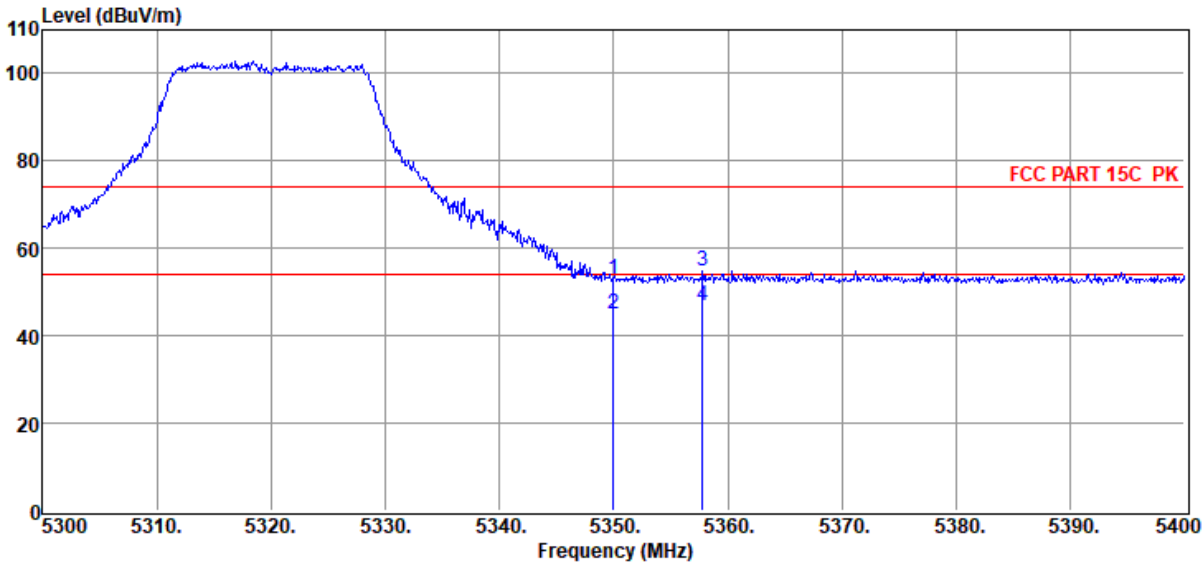

Item (Mark)	Freq. (MHz)	Read Level (dBµV)	Antenna Factor (dB/m)	PRM Factor dB	Cable Loss dB	Filter Factor dB	Result Level (dBµV/m)	Limit Line (dBµV/m)	Over Limit (dB)	Detector	Polarization
1	5350.00	46.94	32.89	40.44	2.56	0.99	52.94	74.00	-21.06	Peak	VERTICAL
2	5350.00	38.94	32.89	40.44	2.56	0.99	44.94	54.00	-9.06	Average	VERTICAL
3	5357.80	48.77	32.89	40.44	2.56	0.99	54.77	74.00	-19.23	Peak	VERTICAL
4	5357.80	40.77	32.89	40.44	2.56	0.99	46.77	54.00	-7.23	Average	VERTICAL

Note: 1. Result Level = Read Level + Antenna Factor + Cable loss + Filter Factor - PRM Factor.
2. If Peak Result complies with AV limit, AV Result is deemed to comply with AV limit.
3. Test setup: RBW: 1 MHz, VBW: 3 MHz, Sweep time: auto.

TR-4-E-009 Radiated Emission Test Result

Test Site	: DDT 3m Chamber 3#	D:\E3 6.111\2022 Report Data\Q21123016-3O 1020VR\FCC ABOVE 1G 5G WIFI.EM6	
Test Date	: 2022-07-08	**Tested By**	: Bairong
EUT	: arpara AIO 5K	**Model Number**	: VRM1020WNA
Power Supply	: Battery	**Test Mode**	: Tx Mode
Condition	: Temp:22.2°C,Humi:52.4%,Press:100.3kPa	**Antenna/Distance**	: 2021 BBHA 9120D 3#/3m/HORIZONTAL
Memo	: 11N20 5320		

Data: 63

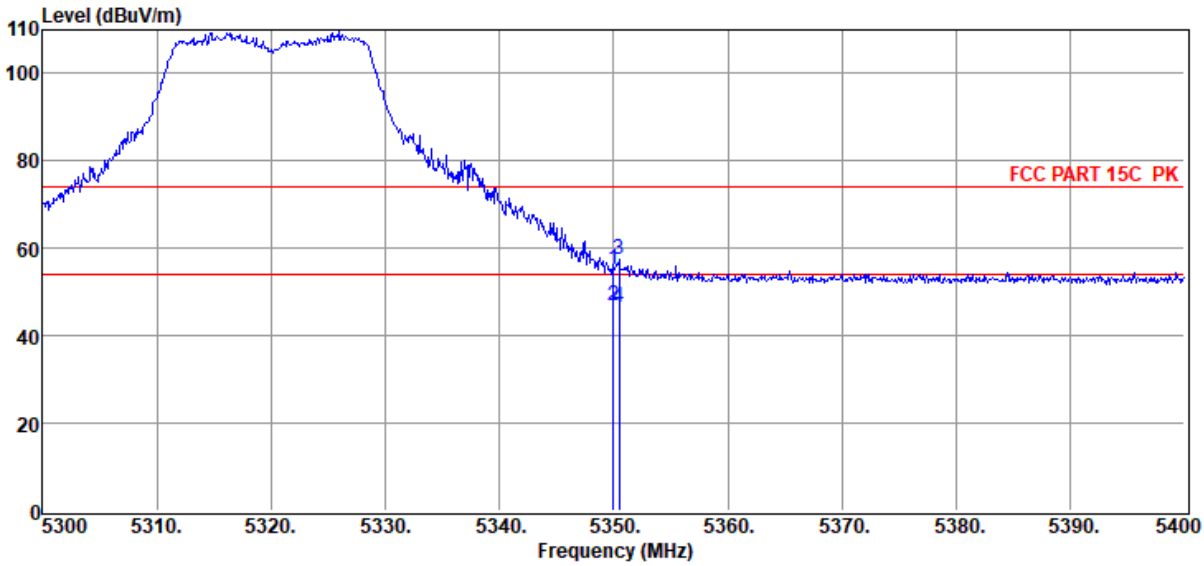

Item (Mark)	Freq. (MHz)	Read Level (dBµV)	Antenna Factor (dB/m)	PRM Factor dB	Cable Loss dB	Filter Factor dB	Result Level (dBµV/m)	Limit Line (dBµV/m)	Over Limit (dB)	Detector	Polarization
1	5350.00	49.03	32.89	40.44	2.56	0.99	55.03	74.00	-18.97	Peak	HORIZONTAL
2	5350.00	41.03	32.89	40.44	2.56	0.99	47.03	54.00	-6.97	Average	HORIZONTAL
3	5350.50	51.54	32.89	40.44	2.56	0.99	57.54	74.00	-16.46	Peak	HORIZONTAL
4	5350.50	40.54	32.89	40.44	2.56	0.99	46.54	54.00	-7.46	Average	HORIZONTAL

Note: 1. Result Level = Read Level + Antenna Factor + Cable loss + Filter Factor - PRM Factor.
2. If Peak Result complies with AV limit, AV Result is deemed to comply with AV limit.
3. Test setup: RBW: 1 MHz, VBW: 3 MHz, Sweep time: auto.

TR-4-E-009 Radiated Emission Test Result

Test Site	: DDT 3m Chamber 3#	D:\E3 6.111\2022 Report Data\Q21123016-3O 1020VR\FCC ABOVE 1G 5G WIFI.EM6	
Test Date	: 2022-07-08	**Tested By**	: Bairong
EUT	: arpara AIO 5K	**Model Number**	: VRM1020WNA
Power Supply	: Battery	**Test Mode**	: Tx Mode
Condition	: Temp:22.2°C,Humi:52.4%,Press:100.3kPa	**Antenna/Distance**	: 2021 BBHA 9120D 3#/3m/VERTICAL
Memo	: 11N20 5320		

Data: 64

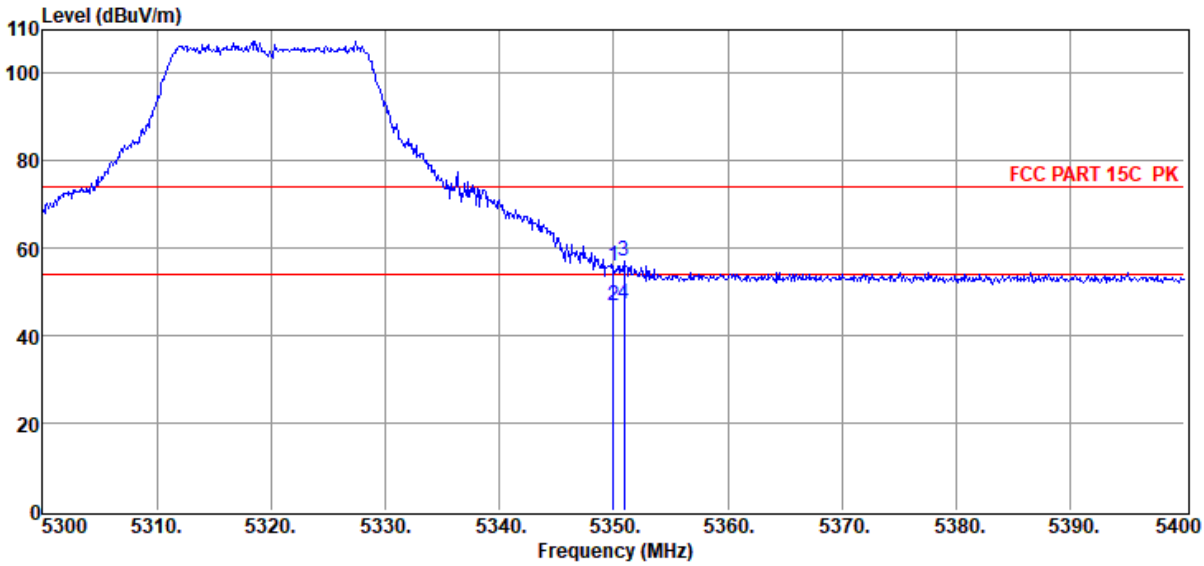

Item (Mark)	Freq. (MHz)	Read Level (dBµV)	Antenna Factor (dB/m)	PRM Factor dB	Cable Loss dB	Filter Factor dB	Result Level (dBµV/m)	Limit Line (dBµV/m)	Over Limit (dB)	Detector	Polarization
1	5350.00	49.77	32.89	40.44	2.56	0.99	55.77	74.00	-18.23	Peak	VERTICAL
2	5350.00	40.77	32.89	40.44	2.56	0.99	46.77	54.00	-7.23	Average	VERTICAL
3	5350.90	51.18	32.89	40.44	2.56	0.99	57.18	74.00	-16.82	Peak	VERTICAL
4	5350.90	41.18	32.89	40.44	2.56	0.99	47.18	54.00	-6.82	Average	VERTICAL

Note: 1. Result Level = Read Level + Antenna Factor + Cable loss + Filter Factor - PRM Factor.
2. If Peak Result complies with AV limit, AV Result is deemed to comply with AV limit.
3. Test setup: RBW: 1 MHz, VBW: 3 MHz, Sweep time: auto.

TR-4-E-009 Radiated Emission Test Result

Test Site	: DDT 3m Chamber 3#	D:\E3 6.111\2022 Report Data\Q21123016-3O 1020VR\FCC ABOVE 1G 5G WIFI.EM6	
Test Date	: 2022-07-08	**Tested By**	: Bairong
EUT	: arpara AIO 5K	**Model Number**	: VRM1020WNA
Power Supply	: Battery	**Test Mode**	: Tx Mode
Condition	: Temp:22.2°C,Humi:52.4%,Press:100.3kPa	**Antenna/Distance**	: 2021 BBHA 9120D 3#/3m/HORIZONTAL
Memo	: 11AC20 5320		

Data: 65

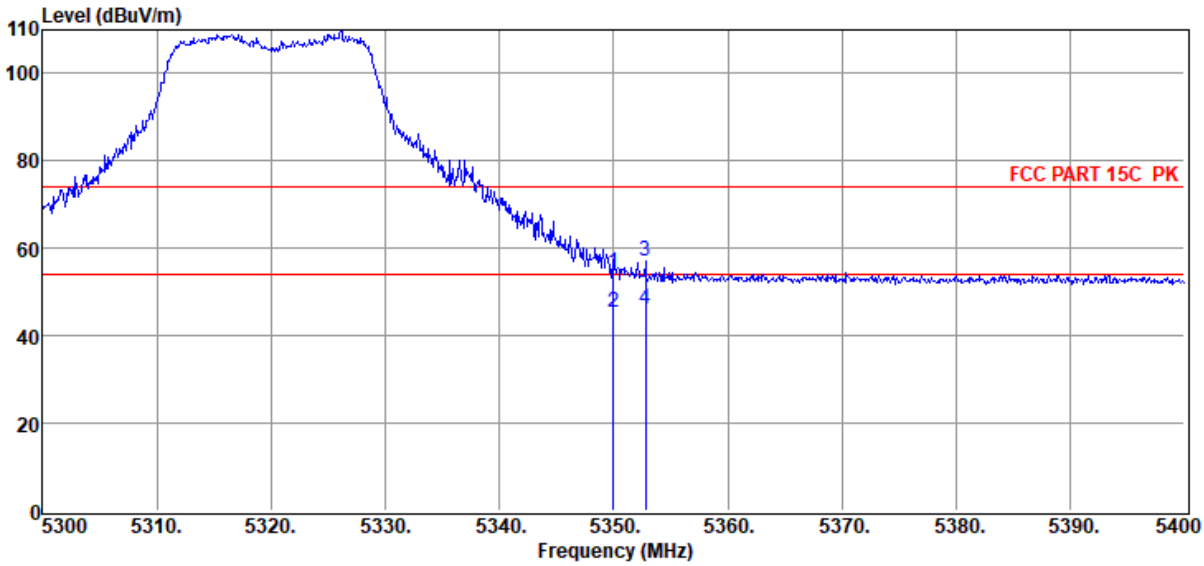

Item (Mark)	Freq. (MHz)	Read Level (dBµV)	Antenna Factor (dB/m)	PRM Factor dB	Cable Loss dB	Filter Factor dB	Result Level (dBµV/m)	Limit Line (dBµV/m)	Over Limit (dB)	Detector	Polarization
1	5350.00	48.34	32.89	40.44	2.56	0.99	54.34	74.00	-19.66	Peak	HORIZONTAL
2	5350.00	39.34	32.89	40.44	2.56	0.99	45.34	54.00	-8.66	Average	HORIZONTAL
3	5352.80	51.05	32.89	40.44	2.56	0.99	57.05	74.00	-16.95	Peak	HORIZONTAL
4	5352.80	40.05	32.89	40.44	2.56	0.99	46.05	54.00	-7.95	Average	HORIZONTAL

Note: 1. Result Level = Read Level + Antenna Factor + Cable loss + Filter Factor - PRM Factor.
2. If Peak Result complies with AV limit, AV Result is deemed to comply with AV limit.
3. Test setup: RBW: 1 MHz, VBW: 3 MHz, Sweep time: auto.

TR-4-E-009 Radiated Emission Test Result

Test Site	: DDT 3m Chamber 3#	D:\E3 6.111\2022 Report Data\Q21123016-3O 1020VR\FCC ABOVE 1G 5G WIFI.EM6	
Test Date	: 2022-07-08	**Tested By**	: Bairong
EUT	: arpara AIO 5K	**Model Number**	: VRM1020WNA
Power Supply	: Battery	**Test Mode**	: Tx Mode
Condition	: Temp:22.2°C,Humi:52.4%,Press:100.3kPa	**Antenna/Distance**	: 2021 BBHA 9120D 3#/3m/VERTICAL
Memo	: 11AC20 5320		

Data: 66

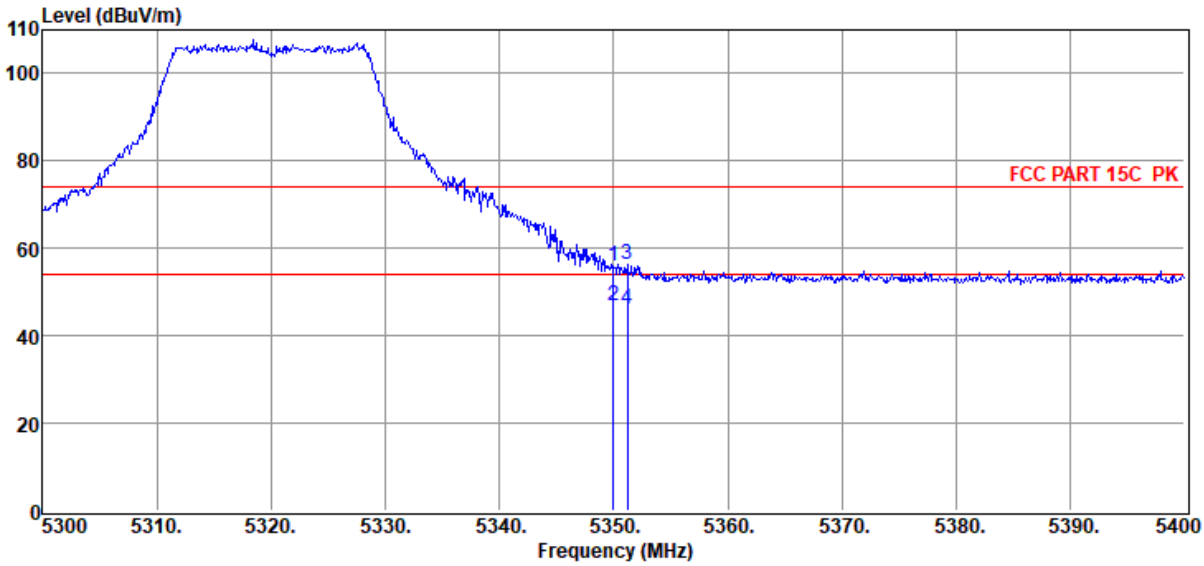

Item (Mark)	Freq. (MHz)	Read Level (dBµV)	Antenna Factor (dB/m)	PRM Factor dB	Cable Loss dB	Filter Factor dB	Result Level (dBµV/m)	Limit Line (dBµV/m)	Over Limit (dB)	Detector	Polarization
1	5350.00	49.86	32.89	40.44	2.56	0.99	55.86	74.00	-18.14	Peak	VERTICAL
2	5350.00	40.86	32.89	40.44	2.56	0.99	46.86	54.00	-7.14	Average	VERTICAL
3	5351.20	50.22	32.89	40.44	2.56	0.99	56.22	74.00	-17.78	Peak	VERTICAL
4	5351.20	40.22	32.89	40.44	2.56	0.99	46.22	54.00	-7.78	Average	VERTICAL

Note: 1. Result Level = Read Level + Antenna Factor + Cable loss + Filter Factor - PRM Factor.
2. If Peak Result complies with AV limit, AV Result is deemed to comply with AV limit.
3. Test setup: RBW: 1 MHz, VBW: 3 MHz, Sweep time: auto.

TR-4-E-009 Radiated Emission Test Result

Test Site	: DDT 3m Chamber 3#	D:\E3 6.111\2022 Report Data\Q21123016-3O 1020VR\FCC ABOVE 1G 5G WIFI.EM6	
Test Date	: 2022-07-08	**Tested By**	: Bairong
EUT	: arpara AIO 5K	**Model Number**	: VRM1020WNA
Power Supply	: Battery	**Test Mode**	: Tx Mode
Condition	: Temp:22.2°C,Humi:52.4%,Press:100.3kPa	**Antenna/Distance**	: 2021 BBHA 9120D 3#/3m/HORIZONTAL
Memo	: 11AX20 5320		

Data: 67

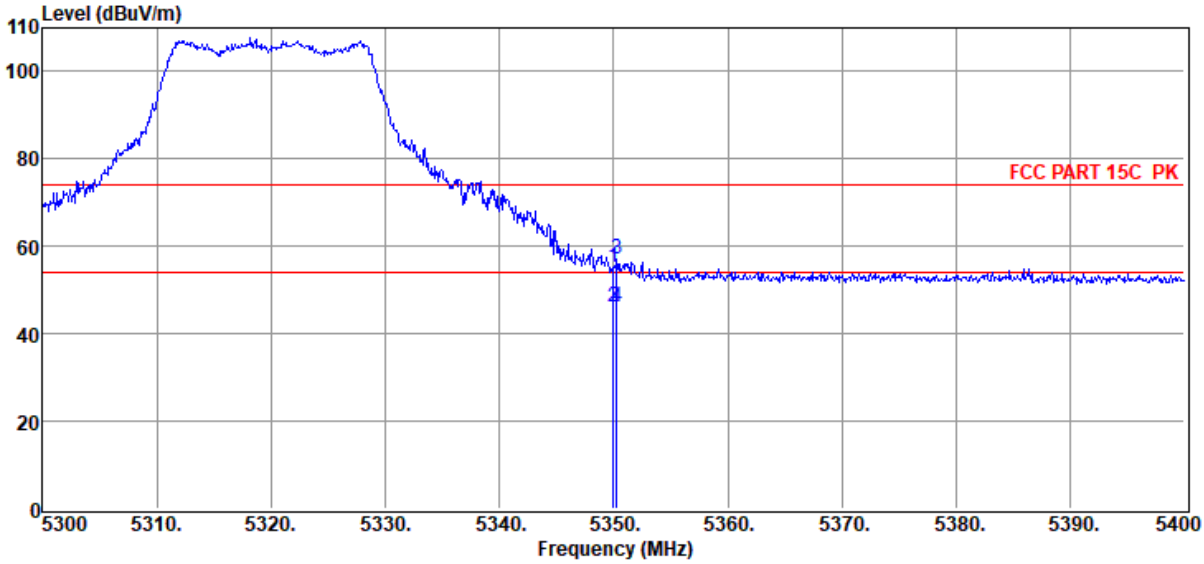

Item (Mark)	Freq. (MHz)	Read Level (dBµV)	Antenna Factor (dB/m)	PRM Factor dB	Cable Loss dB	Filter Factor dB	Result Level (dBµV/m)	Limit Line (dBµV/m)	Over Limit (dB)	Detector	Polarization
1	5350.00	49.23	32.89	40.44	2.56	0.99	55.23	74.00	-18.77	Peak	HORIZONTAL
2	5350.00	40.23	32.89	40.44	2.56	0.99	46.23	54.00	-7.77	Average	HORIZONTAL
3	5350.30	51.03	32.89	40.44	2.56	0.99	57.03	74.00	-16.97	Peak	HORIZONTAL
4	5350.30	40.03	32.89	40.44	2.56	0.99	46.03	54.00	-7.97	Average	HORIZONTAL

Note: 1. Result Level = Read Level + Antenna Factor + Cable loss + Filter Factor - PRM Factor.
2. If Peak Result complies with AV limit, AV Result is deemed to comply with AV limit.
3. Test setup: RBW: 1 MHz, VBW: 3 MHz, Sweep time: auto.

TR-4-E-009 Radiated Emission Test Result

Test Site	: DDT 3m Chamber 3#	D:\E3 6.111\2022 Report Data\Q21123016-3O 1020VR\FCC ABOVE 1G 5G WIFI.EM6	
Test Date	: 2022-07-08	**Tested By**	: Bairong
EUT	: arpara AIO 5K	**Model Number**	: VRM1020WNA
Power Supply	: Battery	**Test Mode**	: Tx Mode
Condition	: Temp:22.2°C,Humi:52.4%,Press:100.3kPa	**Antenna/Distance**	: 2021 BBHA 9120D 3#/3m/VERTICAL
Memo	: 11AX20 5320		

Data: 68

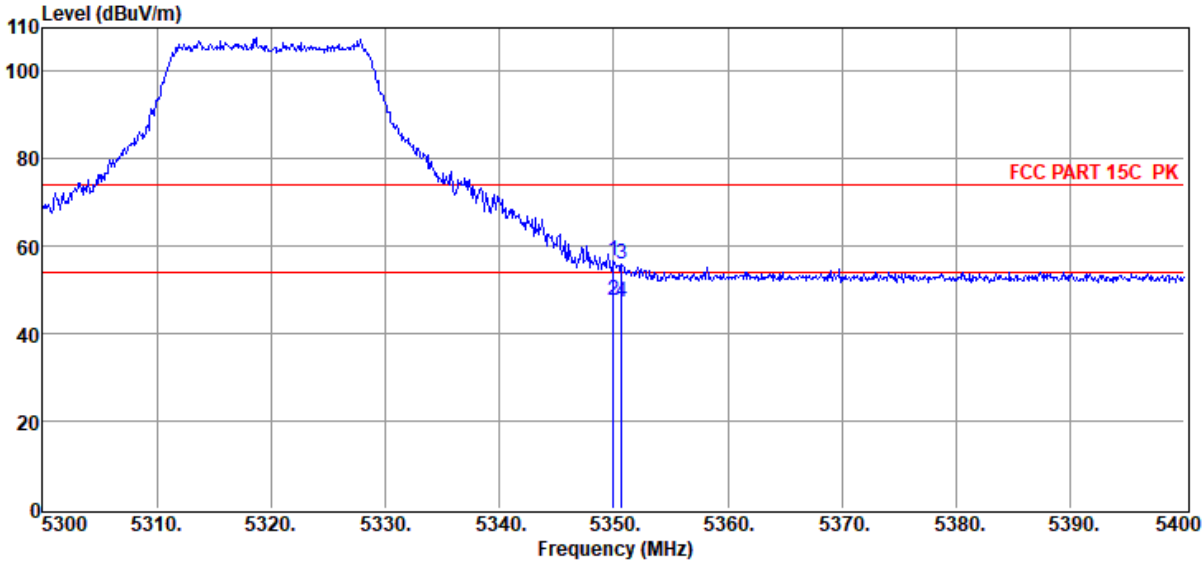

Item (Mark)	Freq. (MHz)	Read Level (dBµV)	Antenna Factor (dB/m)	PRM Factor dB	Cable Loss dB	Filter Factor dB	Result Level (dBµV/m)	Limit Line (dBµV/m)	Over Limit (dB)	Detector	Polarization
1	5350.00	50.52	32.89	40.44	2.56	0.99	56.52	74.00	-17.48	Peak	VERTICAL
2	5350.00	41.52	32.89	40.44	2.56	0.99	47.52	54.00	-6.48	Average	VERTICAL
3	5350.70	50.12	32.89	40.44	2.56	0.99	56.12	74.00	-17.88	Peak	VERTICAL
4	5350.70	41.12	32.89	40.44	2.56	0.99	47.12	54.00	-6.88	Average	VERTICAL

Note: 1. Result Level = Read Level + Antenna Factor + Cable loss + Filter Factor - PRM Factor.
2. If Peak Result complies with AV limit, AV Result is deemed to comply with AV limit.
3. Test setup: RBW: 1 MHz, VBW: 3 MHz, Sweep time: auto.

TR-4-E-009 Radiated Emission Test Result

Test Site	: DDT 3m Chamber 3#	D:\E3 6.111\2022 Report Data\Q21123016-3O 1020VR\FCC ABOVE 1G 5G WIFI.EM6	
Test Date	: 2022-07-08	**Tested By**	: Bairong
EUT	: arpara AIO 5K	**Model Number**	: VRM1020WNA
Power Supply	: Battery	**Test Mode**	: Tx Mode
Condition	: Temp:22.2°C,Humi:52.4%,Press:100.3kPa	**Antenna/Distance**	: 2021 BBHA 9120D 3#/3m/HORIZONTAL
Memo	: 11A 5500 ANT1		

Data: 69

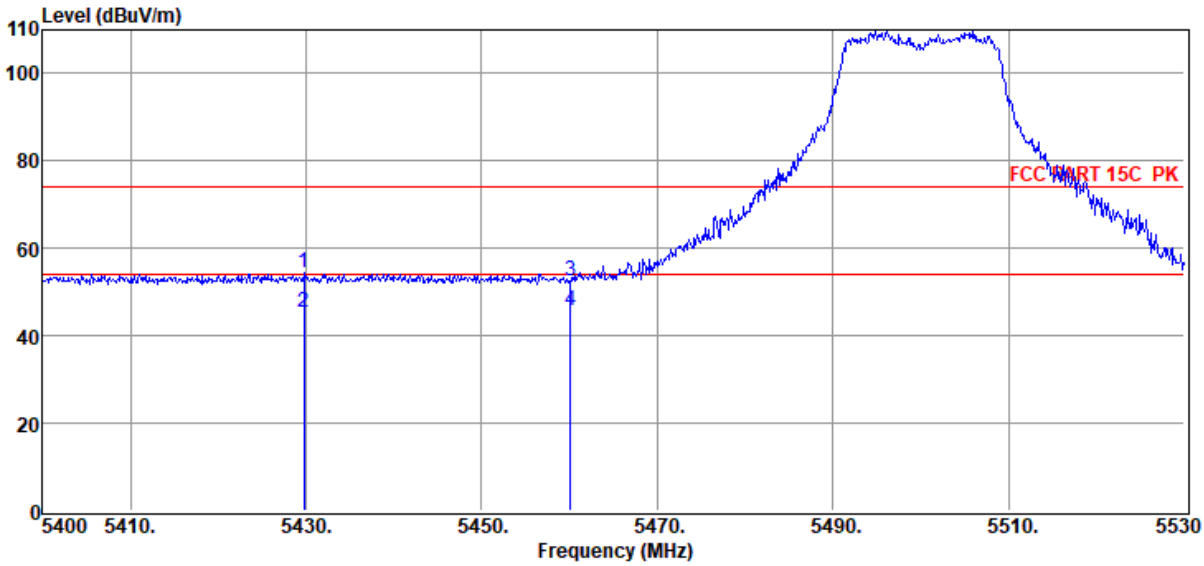

Item (Mark)	Freq. (MHz)	Read Level (dBµV)	Antenna Factor (dB/m)	PRM Factor dB	Cable Loss dB	Filter Factor dB	Result Level (dBµV/m)	Limit Line (dBµV/m)	Over Limit (dB)	Detector	Polarization
1	5429.77	48.30	32.84	40.44	2.57	1.01	54.28	74.00	-19.72	Peak	HORIZONTAL
2	5429.77	39.30	32.84	40.44	2.57	1.01	45.28	54.00	-8.72	Average	HORIZONTAL
3	5460.06	46.67	32.82	40.45	2.57	1.02	52.63	74.00	-21.37	Peak	HORIZONTAL
4	5460.06	39.67	32.82	40.45	2.57	1.02	45.63	54.00	-8.37	Average	HORIZONTAL

Note: 1. Result Level = Read Level + Antenna Factor + Cable loss + Filter Factor - PRM Factor.
2. If Peak Result complies with AV limit, AV Result is deemed to comply with AV limit.
3. Test setup: RBW: 1 MHz, VBW: 3 MHz, Sweep time: auto.

TR-4-E-009 Radiated Emission Test Result

Test Site	: DDT 3m Chamber 3#	D:\E3 6.111\2022 Report Data\Q21123016-3O 1020VR\FCC ABOVE 1G 5G WIFI.EM6	
Test Date	: 2022-07-08	**Tested By**	: Bairong
EUT	: arpara AIO 5K	**Model Number**	: VRM1020WNA
Power Supply	: Battery	**Test Mode**	: Tx Mode
Condition	: Temp:22.2°C,Humi:52.4%,Press:100.3kPa	**Antenna/Distance**	: 2021 BBHA 9120D 3#/3m/VERTICAL
Memo	: 11A 5500 ANT1		

Data: 70

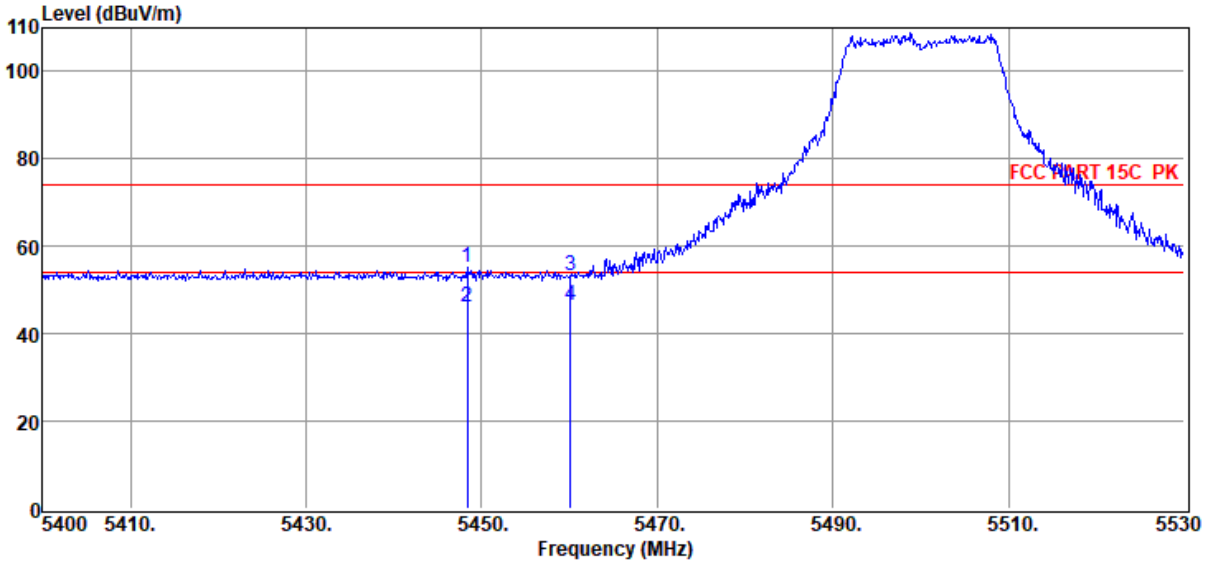

Item (Mark)	Freq. (MHz)	Read Level (dBµV)	Antenna Factor (dB/m)	PRM Factor dB	Cable Loss dB	Filter Factor dB	Result Level (dBµV/m)	Limit Line (dBµV/m)	Over Limit (dB)	Detector	Polarization
1	5448.36	49.15	32.83	40.44	2.57	1.01	55.12	74.00	-18.88	Peak	VERTICAL
2	5448.36	40.15	32.83	40.44	2.57	1.01	46.12	54.00	-7.88	Average	VERTICAL
3	5460.06	47.35	32.82	40.45	2.57	1.02	53.31	74.00	-20.69	Peak	VERTICAL
4	5460.06	40.35	32.82	40.45	2.57	1.02	46.31	54.00	-7.69	Average	VERTICAL

Note: 1. Result Level = Read Level + Antenna Factor + Cable loss + Filter Factor - PRM Factor.
2. If Peak Result complies with AV limit, AV Result is deemed to comply with AV limit.
3. Test setup: RBW: 1 MHz, VBW: 3 MHz, Sweep time: auto.

TR-4-E-009 Radiated Emission Test Result

Test Site	: DDT 3m Chamber 3#	D:\E3 6.111\2022 Report Data\Q21123016-3O 1020VR\FCC ABOVE 1G 5G WIFI.EM6	
Test Date	: 2022-07-08	**Tested By**	: Bairong
EUT	: arpara AIO 5K	**Model Number**	: VRM1020WNA
Power Supply	: Battery	**Test Mode**	: Tx Mode
Condition	: Temp:22.2°C,Humi:52.4%,Press:100.3kPa	**Antenna/Distance**	: 2021 BBHA 9120D 3#/3m/HORIZONTAL
Memo	: 11A 5500 ANT2		

Data: 71

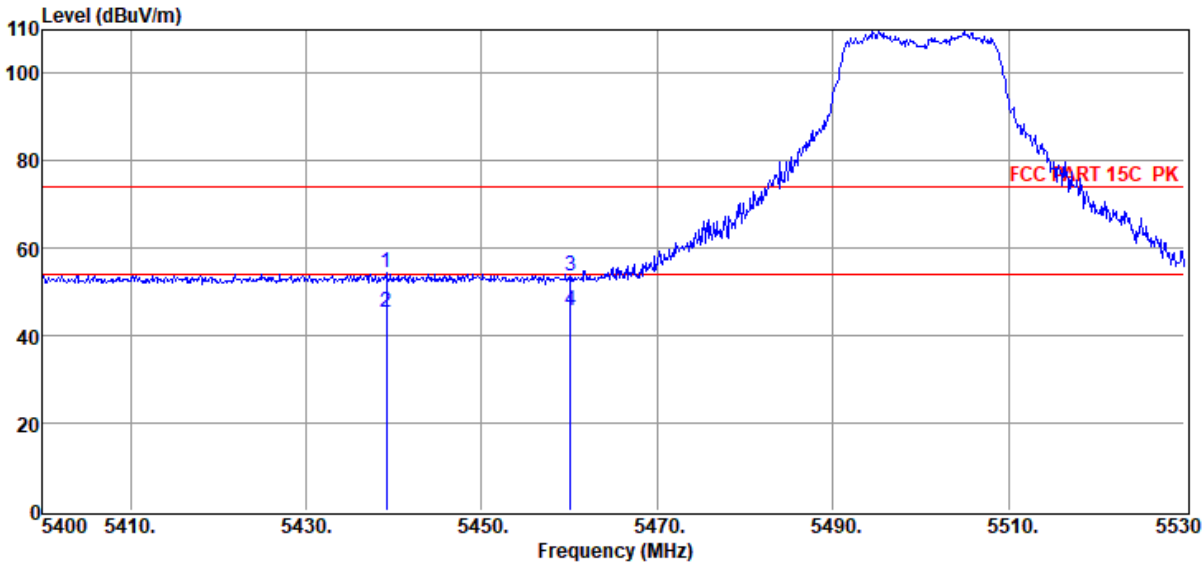

Item (Mark)	Freq. (MHz)	Read Level (dBµV)	Antenna Factor (dB/m)	PRM Factor dB	Cable Loss dB	Filter Factor dB	Result Level (dBµV/m)	Limit Line (dBµV/m)	Over Limit (dB)	Detector	Polarization
1	5439.13	48.44	32.84	40.44	2.57	1.01	54.42	74.00	-19.58	Peak	HORIZONTAL
2	5439.13	39.44	32.84	40.44	2.57	1.01	45.42	54.00	-8.58	Average	HORIZONTAL
3	5460.06	47.79	32.82	40.45	2.57	1.02	53.75	74.00	-20.25	Peak	HORIZONTAL
4	5460.06	39.79	32.82	40.45	2.57	1.02	45.75	54.00	-8.25	Average	HORIZONTAL

Note: 1. Result Level = Read Level + Antenna Factor + Cable loss + Filter Factor - PRM Factor.
2. If Peak Result complies with AV limit, AV Result is deemed to comply with AV limit.
3. Test setup: RBW: 1 MHz, VBW: 3 MHz, Sweep time: auto.

TR-4-E-009 Radiated Emission Test Result

Test Site	: DDT 3m Chamber 3#	D:\E3 6.111\2022 Report Data\Q21123016-3O 1020VR\FCC ABOVE 1G 5G WIFI.EM6	
Test Date	: 2022-07-08	**Tested By**	: Bairong
EUT	: arpara AIO 5K	**Model Number**	: VRM1020WNA
Power Supply	: Battery	**Test Mode**	: Tx Mode
Condition	: Temp:22.2°C,Humi:52.4%,Press:100.3kPa	**Antenna/Distance**	: 2021 BBHA 9120D 3#/3m/VERTICAL
Memo	: 11A 5500 ANT2		

Data: 72

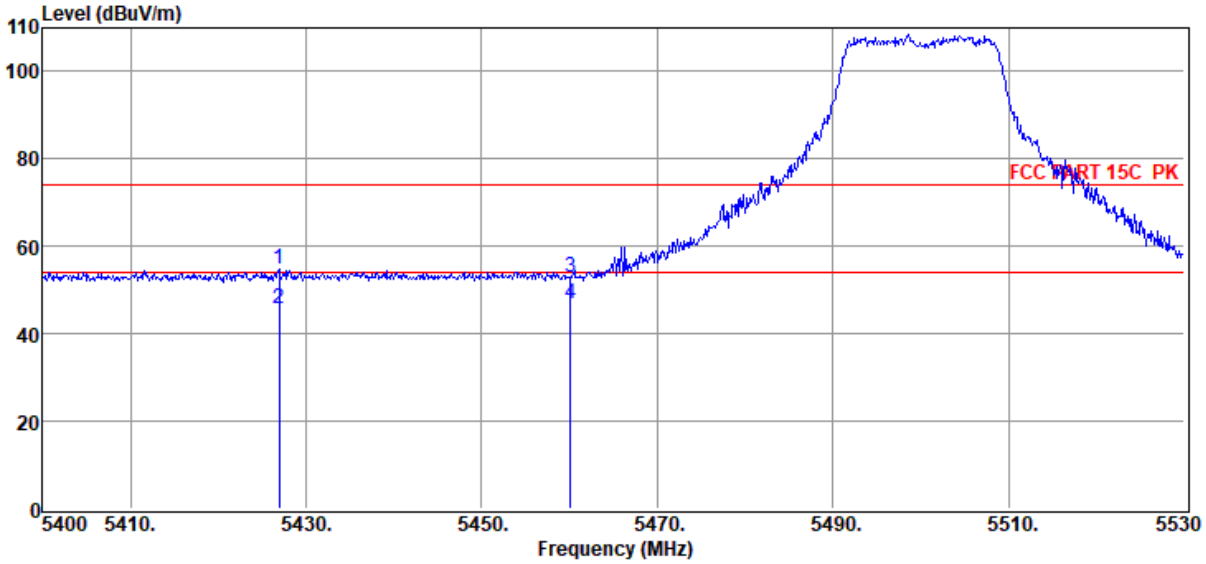

Item (Mark)	Freq. (MHz)	Read Level (dBµV)	Antenna Factor (dB/m)	PRM Factor dB	Cable Loss dB	Filter Factor dB	Result Level (dBµV/m)	Limit Line (dBµV/m)	Over Limit (dB)	Detector	Polarization
1	5426.91	48.77	32.84	40.44	2.57	1.01	54.75	74.00	-19.25	Peak	VERTICAL
2	5426.91	39.77	32.84	40.44	2.57	1.01	45.75	54.00	-8.25	Average	VERTICAL
3	5460.06	46.79	32.82	40.45	2.57	1.02	52.75	74.00	-21.25	Peak	VERTICAL
4	5460.06	40.79	32.82	40.45	2.57	1.02	46.75	54.00	-7.25	Average	VERTICAL

Note: 1. Result Level = Read Level + Antenna Factor + Cable loss + Filter Factor - PRM Factor.
2. If Peak Result complies with AV limit, AV Result is deemed to comply with AV limit.
3. Test setup: RBW: 1 MHz, VBW: 3 MHz, Sweep time: auto.

TR-4-E-009 Radiated Emission Test Result

Test Site	: DDT 3m Chamber 3#	D:\E3 6.111\2022 Report Data\Q21123016-3O 1020VR\FCC ABOVE 1G 5G WIFI.EM6	
Test Date	: 2022-07-08	**Tested By**	: Bairong
EUT	: arpara AIO 5K	**Model Number**	: VRM1020WNA
Power Supply	: Battery	**Test Mode**	: Tx Mode
Condition	: Temp:22.2°C,Humi:52.4%,Press:100.3kPa	**Antenna/Distance**	: 2021 BBHA 9120D 3#/3m/HORIZONTAL
Memo	: 11N20 5500		

Data: 73

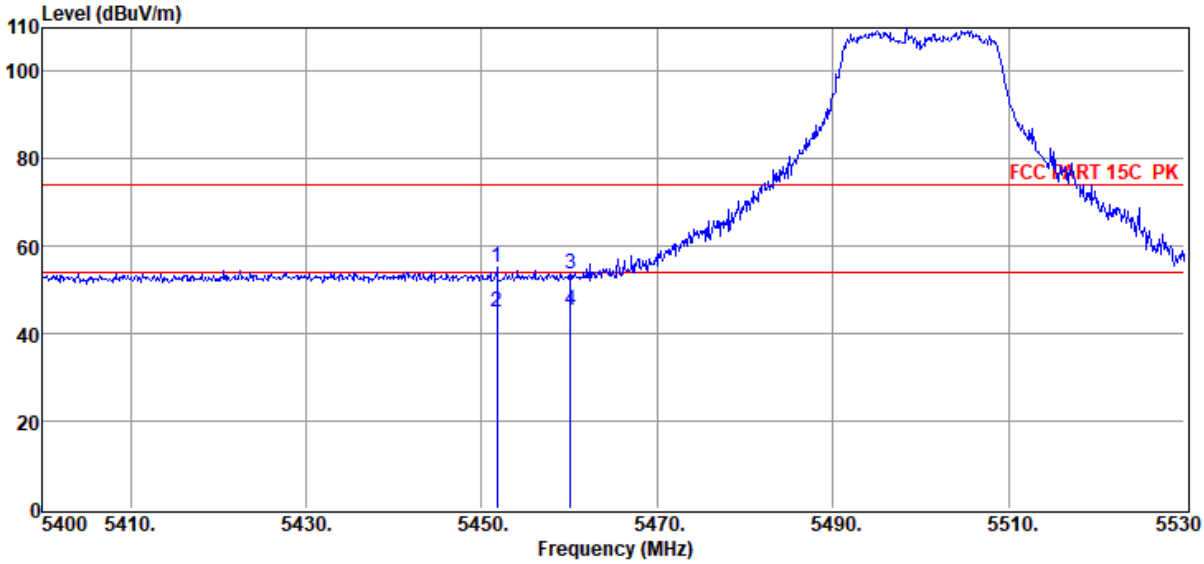

Item (Mark)	Freq. (MHz)	Read Level (dBµV)	Antenna Factor (dB/m)	PRM Factor dB	Cable Loss dB	Filter Factor dB	Result Level (dBµV/m)	Limit Line (dBµV/m)	Over Limit (dB)	Detector	Polarization
1	5451.74	49.07	32.83	40.45	2.57	1.01	55.03	74.00	-18.97	Peak	HORIZONTAL
2	5451.74	39.07	32.83	40.45	2.57	1.01	45.03	54.00	-8.97	Average	HORIZONTAL
3	5460.06	47.59	32.82	40.45	2.57	1.02	53.55	74.00	-20.45	Peak	HORIZONTAL
4	5460.06	39.59	32.82	40.45	2.57	1.02	45.55	54.00	-8.45	Average	HORIZONTAL

Note: 1. Result Level = Read Level + Antenna Factor + Cable loss + Filter Factor - PRM Factor.
2. If Peak Result complies with AV limit, AV Result is deemed to comply with AV limit.
3. Test setup: RBW: 1 MHz, VBW: 3 MHz, Sweep time: auto.

TR-4-E-009 Radiated Emission Test Result

Test Site	: DDT 3m Chamber 3#	D:\E3 6.111\2022 Report Data\Q21123016-3O 1020VR\FCC ABOVE 1G 5G WIFI.EM6	
Test Date	: 2022-07-08	**Tested By**	: Bairong
EUT	: arpara AIO 5K	**Model Number**	: VRM1020WNA
Power Supply	: Battery	**Test Mode**	: Tx Mode
Condition	: Temp:22.2°C,Humi:52.4%,Press:100.3kPa	**Antenna/Distance**	: 2021 BBHA 9120D 3#/3m/VERTICAL
Memo	: 11N20 5500		

Data: 74

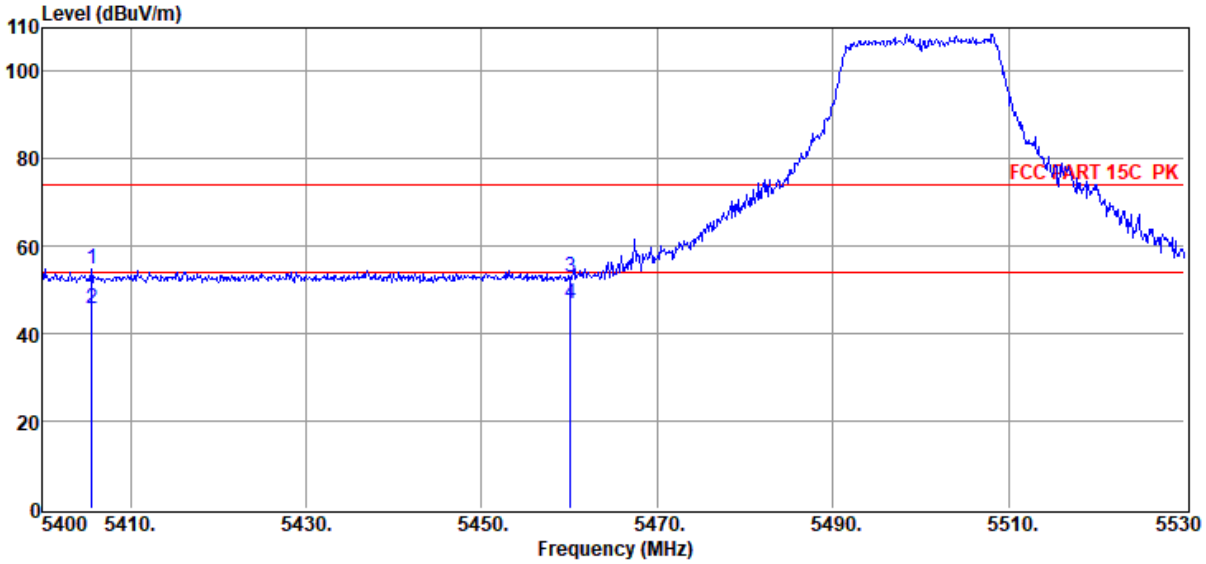

Item (Mark)	Freq. (MHz)	Read Level (dBµV)	Antenna Factor (dB/m)	PRM Factor dB	Cable Loss dB	Filter Factor dB	Result Level (dBµV/m)	Limit Line (dBµV/m)	Over Limit (dB)	Detector	Polarization
1	5405.59	48.83	32.86	40.44	2.56	1.00	54.81	74.00	-19.19	Peak	VERTICAL
2	5405.59	39.83	32.86	40.44	2.56	1.00	45.81	54.00	-8.19	Average	VERTICAL
3	5460.06	46.80	32.82	40.45	2.57	1.02	52.76	74.00	-21.24	Peak	VERTICAL
4	5460.06	40.80	32.82	40.45	2.57	1.02	46.76	54.00	-7.24	Average	VERTICAL

Note: 1. Result Level = Read Level + Antenna Factor + Cable loss + Filter Factor - PRM Factor.
2. If Peak Result complies with AV limit, AV Result is deemed to comply with AV limit.
3. Test setup: RBW: 1 MHz, VBW: 3 MHz, Sweep time: auto.

TR-4-E-009 Radiated Emission Test Result

Test Site	: DDT 3m Chamber 3#	D:\E3 6.111\2022 Report Data\Q21123016-3O 1020VR\FCC ABOVE 1G 5G WIFI.EM6	
Test Date	: 2022-07-08	**Tested By**	: Bairong
EUT	: arpara AIO 5K	**Model Number**	: VRM1020WNA
Power Supply	: Battery	**Test Mode**	: Tx Mode
Condition	: Temp:22.2°C,Humi:52.4%,Press:100.3kPa	**Antenna/Distance**	: 2021 BBHA 9120D 3#/3m/HORIZONTAL
Memo	: 11AC20 5500		

Data: 75

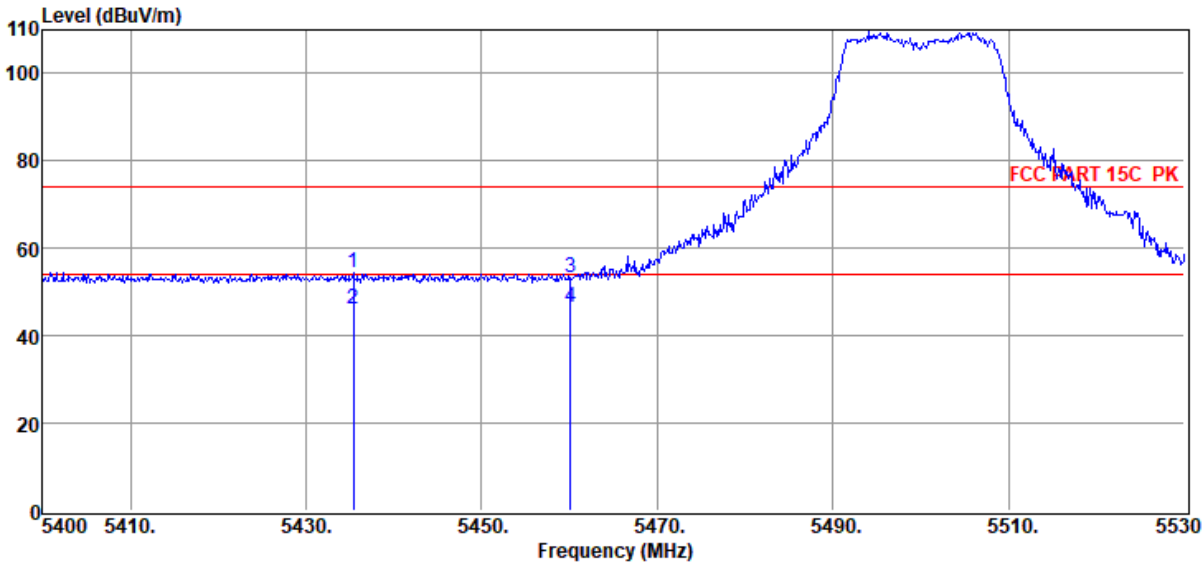

Item (Mark)	Freq. (MHz)	Read Level (dBµV)	Antenna Factor (dB/m)	PRM Factor dB	Cable Loss dB	Filter Factor dB	Result Level (dBµV/m)	Limit Line (dBµV/m)	Over Limit (dB)	Detector	Polarization
1	5435.36	48.29	32.84	40.44	2.57	1.01	54.27	74.00	-19.73	Peak	HORIZONTAL
2	5435.36	40.29	32.84	40.44	2.57	1.01	46.27	54.00	-7.73	Average	HORIZONTAL
3	5460.06	47.48	32.82	40.45	2.57	1.02	53.44	74.00	-20.56	Peak	HORIZONTAL
4	5460.06	40.48	32.82	40.45	2.57	1.02	46.44	54.00	-7.56	Average	HORIZONTAL

Note: 1. Result Level = Read Level + Antenna Factor + Cable loss + Filter Factor - PRM Factor.
2. If Peak Result complies with AV limit, AV Result is deemed to comply with AV limit.
3. Test setup: RBW: 1 MHz, VBW: 3 MHz, Sweep time: auto.

TR-4-E-009 Radiated Emission Test Result

Test Site	: DDT 3m Chamber 3#	D:\E3 6.111\2022 Report Data\Q21123016-3O 1020VR\FCC ABOVE 1G 5G WIFI.EM6	
Test Date	: 2022-07-08	**Tested By**	: Bairong
EUT	: arpara AIO 5K	**Model Number**	: VRM1020WNA
Power Supply	: Battery	**Test Mode**	: Tx Mode
Condition	: Temp:22.2°C,Humi:52.4%,Press:100.3kPa	**Antenna/Distance**	: 2021 BBHA 9120D 3#/3m/VERTICAL
Memo	: 11AC20 5500		

Data: 76

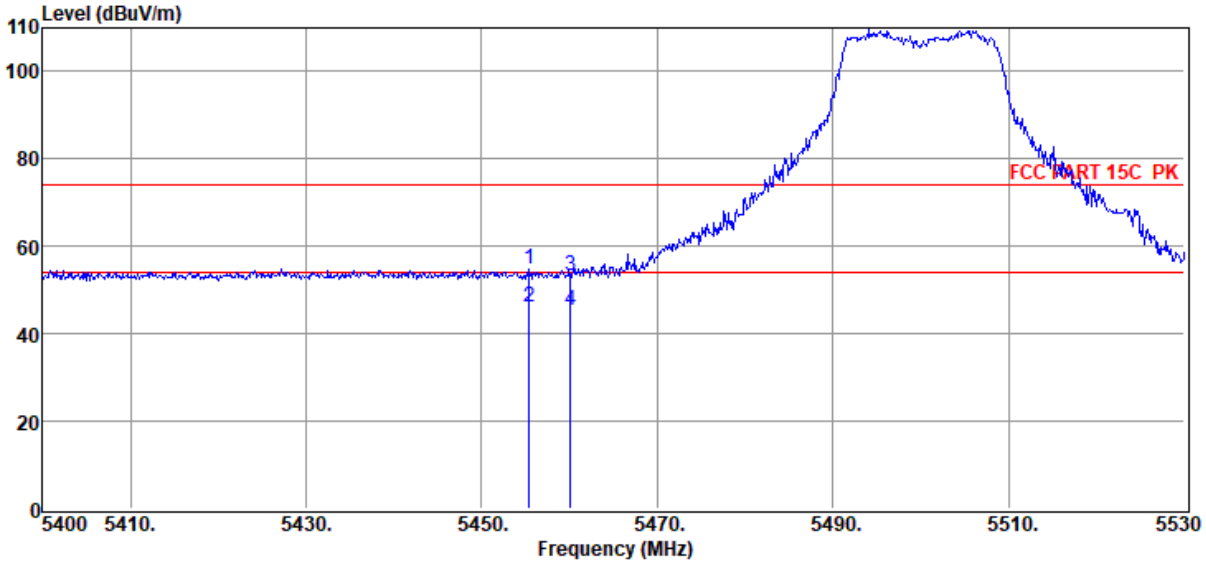

Item (Mark)	Freq. (MHz)	Read Level (dBµV)	Antenna Factor (dB/m)	PRM Factor dB	Cable Loss dB	Filter Factor dB	Result Level (dBµV/m)	Limit Line (dBµV/m)	Over Limit (dB)	Detector	Polarization
1	5455.38	49.01	32.83	40.45	2.57	1.01	54.97	74.00	-19.03	Peak	VERTICAL
2	5455.38	40.01	32.83	40.45	2.57	1.01	45.97	54.00	-8.03	Average	VERTICAL
3	5460.06	47.48	32.82	40.45	2.57	1.02	53.44	74.00	-20.56	Peak	VERTICAL
4	5460.06	39.48	32.82	40.45	2.57	1.02	45.44	54.00	-8.56	Average	VERTICAL

Note: 1. Result Level = Read Level + Antenna Factor + Cable loss + Filter Factor - PRM Factor.
2. If Peak Result complies with AV limit, AV Result is deemed to comply with AV limit.
3. Test setup: RBW: 1 MHz, VBW: 3 MHz, Sweep time: auto.

TR-4-E-009 Radiated Emission Test Result

Test Site	: DDT 3m Chamber 3#	D:\E3 6.111\2022 Report Data\Q21123016-3O 1020VR\FCC ABOVE 1G 5G WIFI.EM6	
Test Date	: 2022-07-08	**Tested By**	: Bairong
EUT	: arpara AIO 5K	**Model Number**	: VRM1020WNA
Power Supply	: Battery	**Test Mode**	: Tx Mode
Condition	: Temp:22.2°C,Humi:52.4%,Press:100.3kPa	**Antenna/Distance**	: 2021 BBHA 9120D 3#/3m/HORIZONTAL
Memo	: 11AX20 5500		

Data: 77

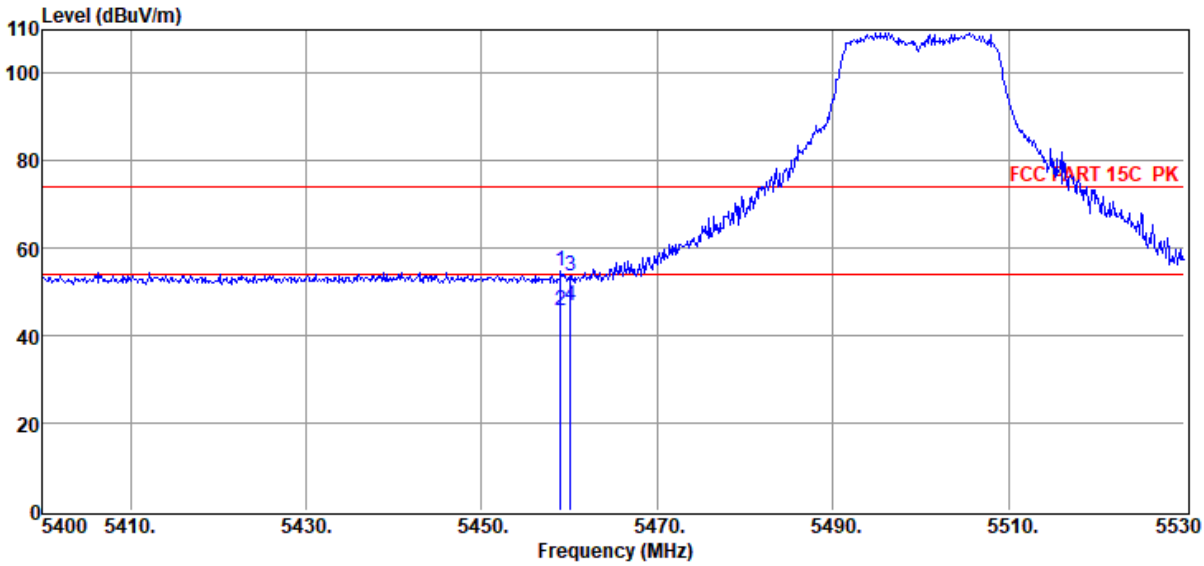

Item (Mark)	Freq. (MHz)	Read Level (dBµV)	Antenna Factor (dB/m)	PRM Factor dB	Cable Loss dB	Filter Factor dB	Result Level (dBµV/m)	Limit Line (dBµV/m)	Over Limit (dB)	Detector	Polarization
1	5459.02	48.83	32.82	40.45	2.57	1.02	54.79	74.00	-19.21	Peak	HORIZONTAL
2	5459.02	39.83	32.82	40.45	2.57	1.02	45.79	54.00	-8.21	Average	HORIZONTAL
3	5460.06	47.83	32.82	40.45	2.57	1.02	53.79	74.00	-20.21	Peak	HORIZONTAL
4	5460.06	40.83	32.82	40.45	2.57	1.02	46.79	54.00	-7.21	Average	HORIZONTAL

Note: 1. Result Level = Read Level + Antenna Factor + Cable loss + Filter Factor - PRM Factor.
2. If Peak Result complies with AV limit, AV Result is deemed to comply with AV limit.
3. Test setup: RBW: 1 MHz, VBW: 3 MHz, Sweep time: auto.

TR-4-E-009 Radiated Emission Test Result

Test Site	: DDT 3m Chamber 3#	D:\E3 6.111\2022 Report Data\Q21123016-3O 1020VR\FCC ABOVE 1G 5G WIFI.EM6	
Test Date	: 2022-07-08	**Tested By**	: Bairong
EUT	: arpara AIO 5K	**Model Number**	: VRM1020WNA
Power Supply	: Battery	**Test Mode**	: Tx Mode
Condition	: Temp:22.2°C,Humi:52.4%,Press:100.3kPa	**Antenna/Distance**	: 2021 BBHA 9120D 3#/3m/VERTICAL
Memo	: 11AX20 5500		

Data: 78

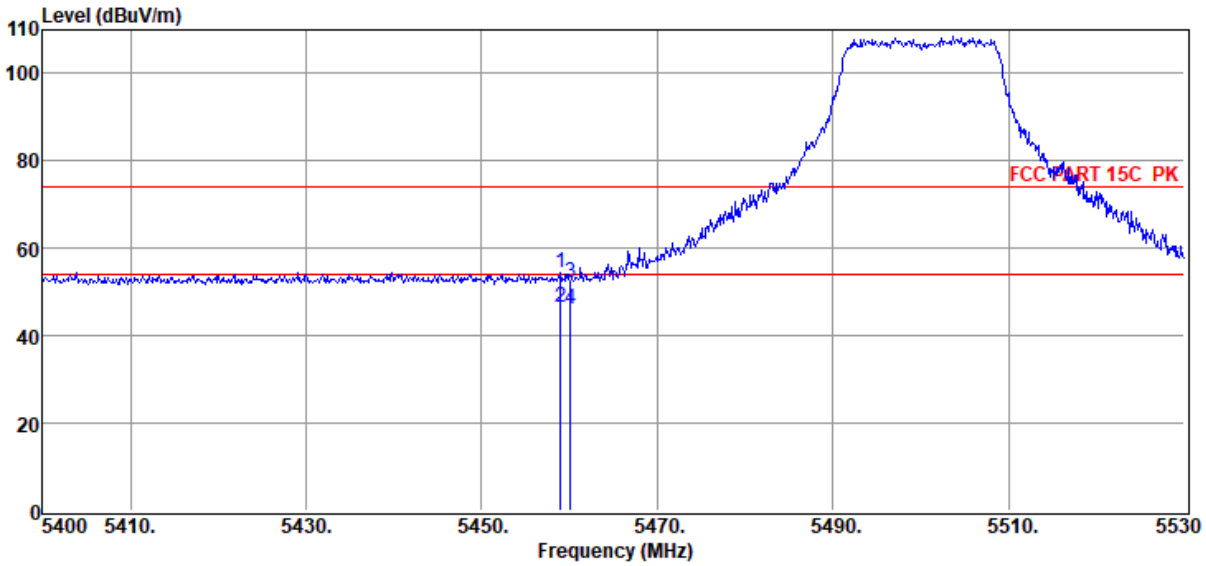

Item (Mark)	Freq. (MHz)	Read Level (dBµV)	Antenna Factor (dB/m)	PRM Factor dB	Cable Loss dB	Filter Factor dB	Result Level (dBµV/m)	Limit Line (dBµV/m)	Over Limit (dB)	Detector	Polarization
1	5459.02	48.56	32.82	40.45	2.57	1.02	54.52	74.00	-19.48	Peak	VERTICAL
2	5459.02	40.56	32.82	40.45	2.57	1.02	46.52	54.00	-7.48	Average	VERTICAL
3	5460.06	46.26	32.82	40.45	2.57	1.02	52.22	74.00	-21.78	Peak	VERTICAL
4	5460.06	40.26	32.82	40.45	2.57	1.02	46.22	54.00	-7.78	Average	VERTICAL

Note: 1. Result Level = Read Level + Antenna Factor + Cable loss + Filter Factor - PRM Factor.
2. If Peak Result complies with AV limit, AV Result is deemed to comply with AV limit.
3. Test setup: RBW: 1 MHz, VBW: 3 MHz, Sweep time: auto.

TR-4-E-009 Radiated Emission Test Result

Test Site	: DDT 3m Chamber 3#	D:\E3 6.111\2022 Report Data\Q21123016-3O 1020VR\FCC ABOVE 1G 5G WIFI.EM6	
Test Date	: 2022-07-08	**Tested By**	: Bairong
EUT	: arpara AIO 5K	**Model Number**	: VRM1020WNA
Power Supply	: Battery	**Test Mode**	: Tx Mode
Condition	: Temp:22.2°C,Humi:52.4%,Press:100.3kPa	**Antenna/Distance**	: 2021 BBHA 9120D 3#/3m/HORIZONTAL
Memo	: 11A 5700 ANT1		

Data: 79

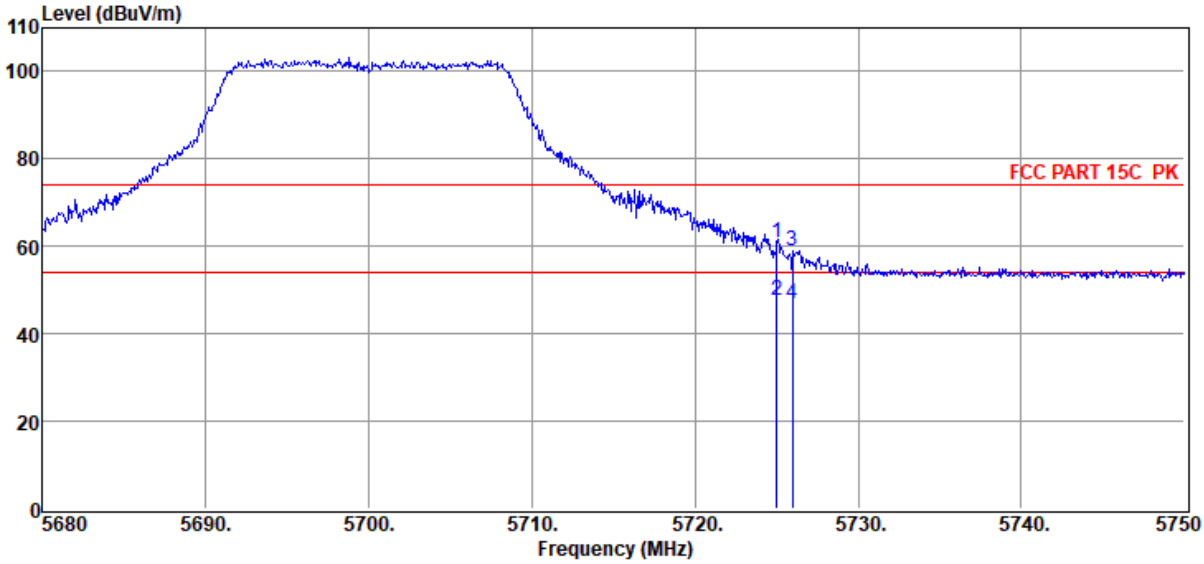

Item (Mark)	Freq. (MHz)	Read Level (dBµV)	Antenna Factor (dB/m)	PRM Factor dB	Cable Loss dB	Filter Factor dB	Result Level (dBµV/m)	Limit Line (dBµV/m)	Over Limit (dB)	Detector	Polarization
1	5725.01	54.00	33.34	40.47	2.78	1.08	60.73	74.00	-13.27	Peak	HORIZONTAL
2	5725.01	41.00	33.34	40.47	2.78	1.08	47.73	54.00	-6.27	Average	HORIZONTAL
3	5725.99	52.32	33.34	40.47	2.78	1.08	59.05	74.00	-14.95	Peak	HORIZONTAL
4	5725.99	40.32	33.34	40.47	2.78	1.08	47.05	54.00	-6.95	Average	HORIZONTAL

Note: 1. Result Level = Read Level + Antenna Factor + Cable loss + Filter Factor - PRM Factor.
2. If Peak Result complies with AV limit, AV Result is deemed to comply with AV limit.
3. Test setup: RBW: 1 MHz, VBW: 3 MHz, Sweep time: auto.

TR-4-E-009 Radiated Emission Test Result

Test Site	: DDT 3m Chamber 3#	D:\E3 6.111\2022 Report Data\Q21123016-3O 1020VR\FCC ABOVE 1G 5G WIFI.EM6	
Test Date	: 2022-07-08	**Tested By**	: Bairong
EUT	: arpara AIO 5K	**Model Number**	: VRM1020WNA
Power Supply	: Battery	**Test Mode**	: Tx Mode
Condition	: Temp:22.2°C,Humi:52.4%,Press:100.3kPa	**Antenna/Distance**	: 2021 BBHA 9120D 3#/3m/VERTICAL
Memo	: 11A 5700 ANT1		

Data: 80

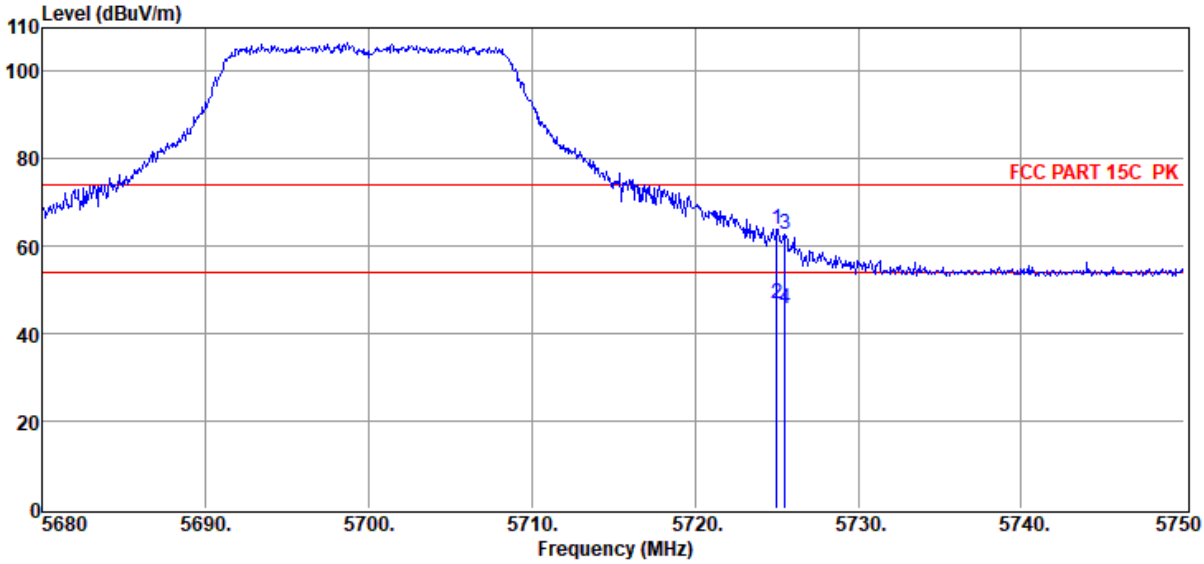

Item (Mark)	Freq. (MHz)	Read Level (dBµV)	Antenna Factor (dB/m)	PRM Factor dB	Cable Loss dB	Filter Factor dB	Result Level (dBµV/m)	Limit Line (dBµV/m)	Over Limit (dB)	Detector	Polarization
1	5725.01	57.07	33.34	40.47	2.78	1.08	63.80	74.00	-10.20	Peak	VERTICAL
2	5725.01	40.07	33.34	40.47	2.78	1.08	46.80	54.00	-7.20	Average	VERTICAL
3	5725.50	56.08	33.34	40.47	2.78	1.08	62.81	74.00	-11.19	Peak	VERTICAL
4	5725.50	39.08	33.34	40.47	2.78	1.08	45.81	54.00	-8.19	Average	VERTICAL

Note: 1. Result Level = Read Level + Antenna Factor + Cable loss + Filter Factor - PRM Factor.
2. If Peak Result complies with AV limit, AV Result is deemed to comply with AV limit.
3. Test setup: RBW: 1 MHz, VBW: 3 MHz, Sweep time: auto.

TR-4-E-009 Radiated Emission Test Result

Test Site	: DDT 3m Chamber 3#	D:\E3 6.111\2022 Report Data\Q21123016-3O 1020VR\FCC ABOVE 1G 5G WIFI.EM6	
Test Date	: 2022-07-08	**Tested By**	: Bairong
EUT	: arpara AIO 5K	**Model Number**	: VRM1020WNA
Power Supply	: Battery	**Test Mode**	: Tx Mode
Condition	: Temp:22.2°C,Humi:52.4%,Press:100.3kPa	**Antenna/Distance**	: 2021 BBHA 9120D 3#/3m/HORIZONTAL
Memo	: 11A 5700 ANT2		

Data: 81

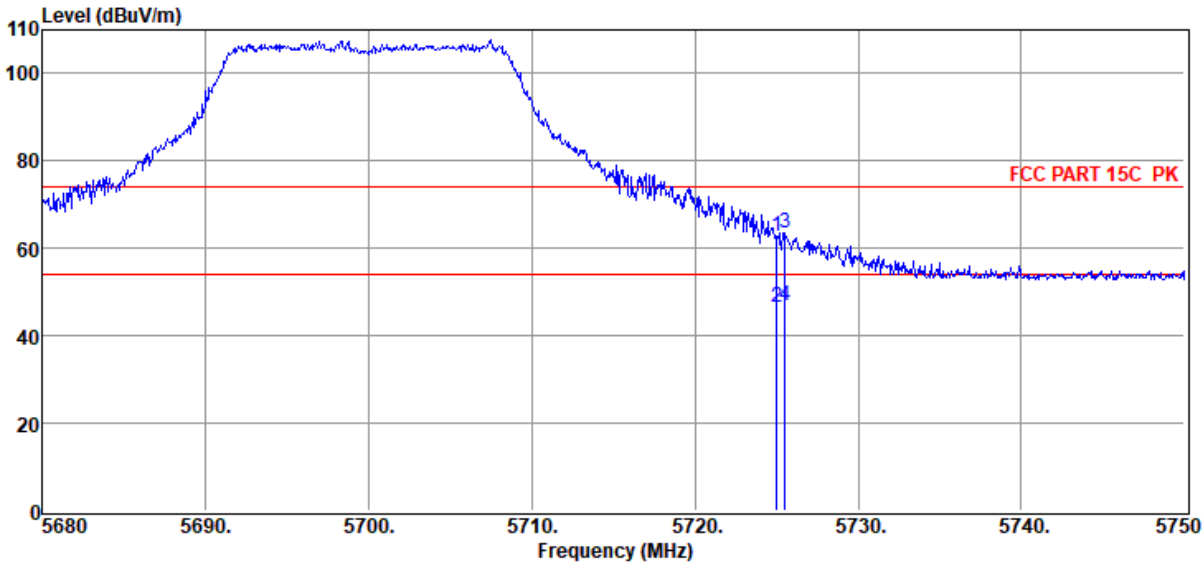

Item (Mark)	Freq. (MHz)	Read Level (dBµV)	Antenna Factor (dB/m)	PRM Factor dB	Cable Loss dB	Filter Factor dB	Result Level (dBµV/m)	Limit Line (dBµV/m)	Over Limit (dB)	Detector	Polarization
1	5725.01	55.90	33.34	40.47	2.78	1.08	62.63	74.00	-11.37	Peak	HORIZONTAL
2	5725.01	39.90	33.34	40.47	2.78	1.08	46.63	54.00	-7.37	Average	HORIZONTAL
3	5725.50	56.96	33.34	40.47	2.78	1.08	63.69	74.00	-10.31	Peak	HORIZONTAL
4	5725.50	39.96	33.34	40.47	2.78	1.08	46.69	54.00	-7.31	Average	HORIZONTAL

Note: 1. Result Level = Read Level + Antenna Factor + Cable loss + Filter Factor - PRM Factor.
2. If Peak Result complies with AV limit, AV Result is deemed to comply with AV limit.
3. Test setup: RBW: 1 MHz, VBW: 3 MHz, Sweep time: auto.

TR-4-E-009 Radiated Emission Test Result

Test Site	: DDT 3m Chamber 3#	D:\E3 6.111\2022 Report Data\Q21123016-3O 1020VR\FCC ABOVE 1G 5G WIFI.EM6	
Test Date	: 2022-07-08	**Tested By**	: Bairong
EUT	: arpara AIO 5K	**Model Number**	: VRM1020WNA
Power Supply	: Battery	**Test Mode**	: Tx Mode
Condition	: Temp:22.2°C,Humi:52.4%,Press:100.3kPa	**Antenna/Distance**	: 2021 BBHA 9120D 3#/3m/VERTICAL
Memo	: 11A 5700 ANT2		

Data: 82

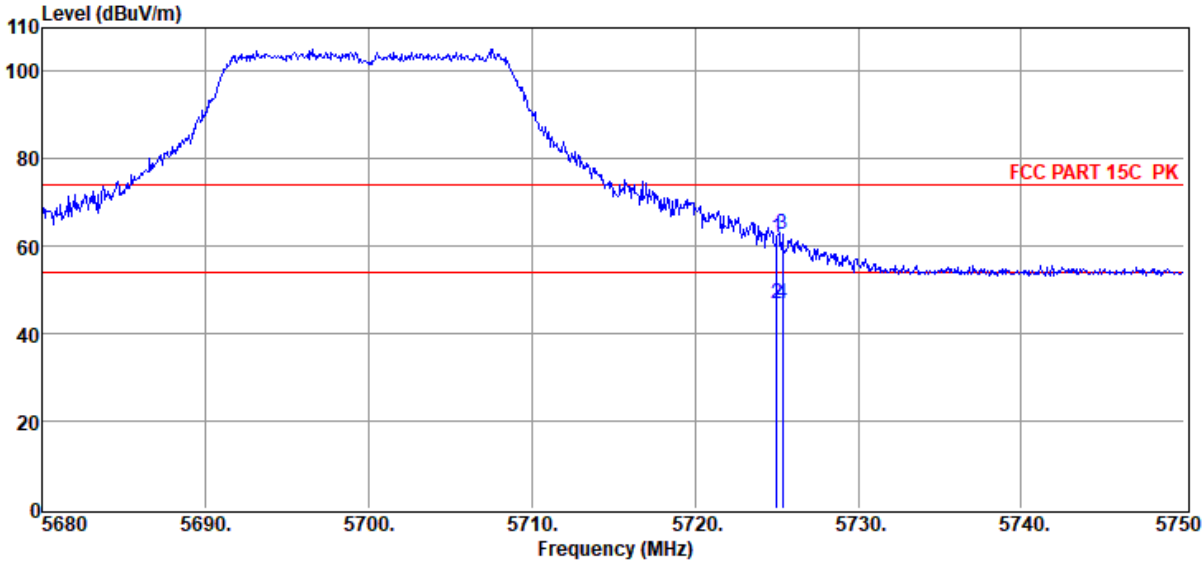

Item (Mark)	Freq. (MHz)	Read Level (dBµV)	Antenna Factor (dB/m)	PRM Factor dB	Cable Loss dB	Filter Factor dB	Result Level (dBµV/m)	Limit Line (dBµV/m)	Over Limit (dB)	Detector	Polarization
1	5725.01	55.20	33.34	40.47	2.78	1.08	61.93	74.00	-12.07	Peak	VERTICAL
2	5725.01	40.20	33.34	40.47	2.78	1.08	46.93	54.00	-7.07	Average	VERTICAL
3	5725.36	56.13	33.34	40.47	2.78	1.08	62.86	74.00	-11.14	Peak	VERTICAL
4	5725.36	40.13	33.34	40.47	2.78	1.08	46.86	54.00	-7.14	Average	VERTICAL

Note: 1. Result Level = Read Level + Antenna Factor + Cable loss + Filter Factor - PRM Factor.
2. If Peak Result complies with AV limit, AV Result is deemed to comply with AV limit.
3. Test setup: RBW: 1 MHz, VBW: 3 MHz, Sweep time: auto.

TR-4-E-009 Radiated Emission Test Result

Test Site	: DDT 3m Chamber 3#	D:\E3 6.111\2022 Report Data\Q21123016-3O 1020VR\FCC ABOVE 1G 5G WIFI.EM6	
Test Date	: 2022-07-08	**Tested By**	: Bairong
EUT	: arpara AIO 5K	**Model Number**	: VRM1020WNA
Power Supply	: Battery	**Test Mode**	: Tx Mode
Condition	: Temp:22.2°C,Humi:52.4%,Press:100.3kPa	**Antenna/Distance**	: 2021 BBHA 9120D 3#/3m/HORIZONTAL
Memo	: 11N20 5700		

Data: 83

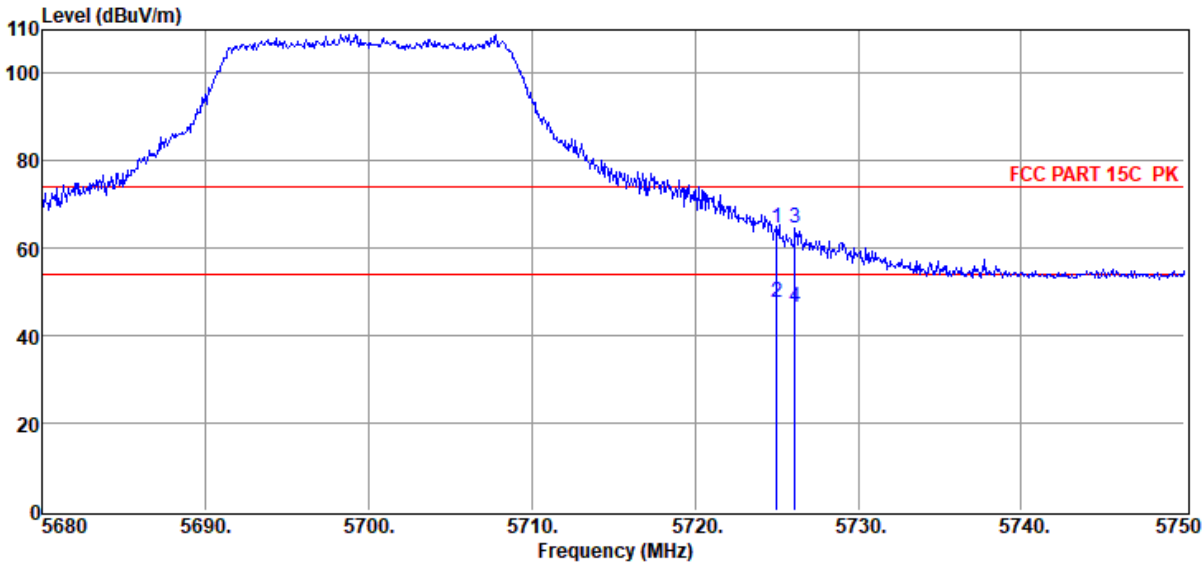

Item (Mark)	Freq. (MHz)	Read Level (dBµV)	Antenna Factor (dB/m)	PRM Factor dB	Cable Loss dB	Filter Factor dB	Result Level (dBµV/m)	Limit Line (dBµV/m)	Over Limit (dB)	Detector	Polarization
1	5725.01	57.72	33.34	40.47	2.78	1.08	64.45	74.00	-9.55	Peak	HORIZONTAL
2	5725.01	40.72	33.34	40.47	2.78	1.08	47.45	54.00	-6.55	Average	HORIZONTAL
3	5726.13	57.85	33.34	40.47	2.78	1.08	64.58	74.00	-9.42	Peak	HORIZONTAL
4	5726.13	39.85	33.34	40.47	2.78	1.08	46.58	54.00	-7.42	Average	HORIZONTAL

Note: 1. Result Level = Read Level + Antenna Factor + Cable loss + Filter Factor - PRM Factor.
2. If Peak Result complies with AV limit, AV Result is deemed to comply with AV limit.
3. Test setup: RBW: 1 MHz, VBW: 3 MHz, Sweep time: auto.

TR-4-E-009 Radiated Emission Test Result

Test Site	: DDT 3m Chamber 3#	D:\E3 6.111\2022 Report Data\Q21123016-3O 1020VR\FCC ABOVE 1G 5G WIFI.EM6	
Test Date	: 2022-07-08	**Tested By**	: Bairong
EUT	: arpara AIO 5K	**Model Number**	: VRM1020WNA
Power Supply	: Battery	**Test Mode**	: Tx Mode
Condition	: Temp:22.2°C,Humi:52.4%,Press:100.3kPa	**Antenna/Distance**	: 2021 BBHA 9120D 3#/3m/VERTICAL
Memo	: 11N20 5700		

Data: 84

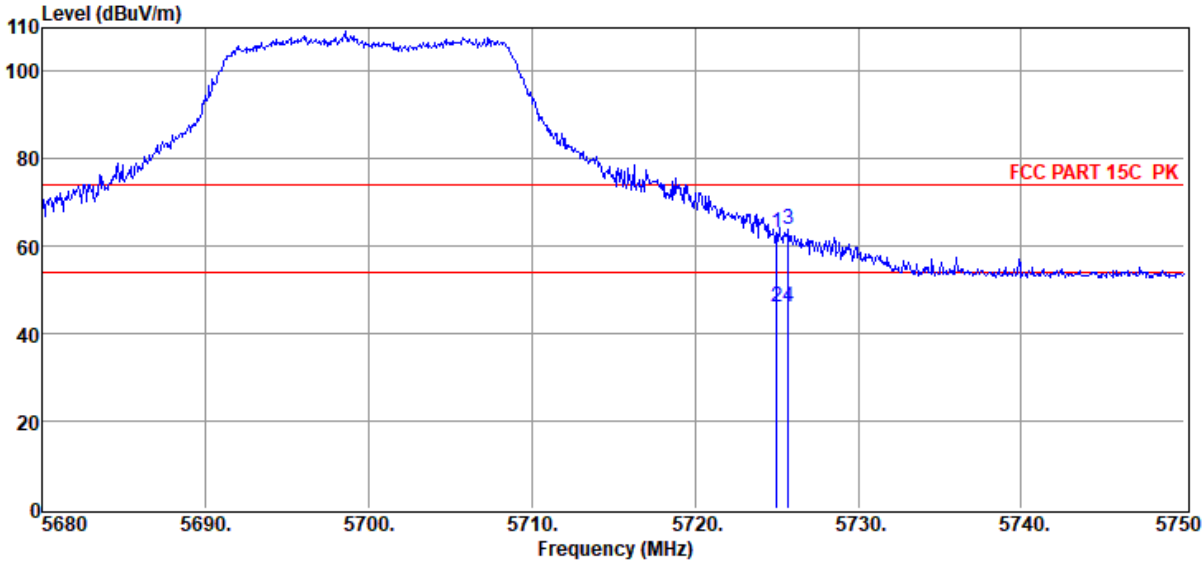

Item (Mark)	Freq. (MHz)	Read Level (dBµV)	Antenna Factor (dB/m)	PRM Factor dB	Cable Loss dB	Filter Factor dB	Result Level (dBµV/m)	Limit Line (dBµV/m)	Over Limit (dB)	Detector	Polarization
1	5725.01	56.55	33.34	40.47	2.78	1.08	63.28	74.00	-10.72	Peak	VERTICAL
2	5725.01	39.55	33.34	40.47	2.78	1.08	46.28	54.00	-7.72	Average	VERTICAL
3	5725.71	57.33	33.34	40.47	2.78	1.08	64.06	74.00	-9.94	Peak	VERTICAL
4	5725.71	39.33	33.34	40.47	2.78	1.08	46.06	54.00	-7.94	Average	VERTICAL

Note: 1. Result Level = Read Level + Antenna Factor + Cable loss + Filter Factor - PRM Factor.
2. If Peak Result complies with AV limit, AV Result is deemed to comply with AV limit.
3. Test setup: RBW: 1 MHz, VBW: 3 MHz, Sweep time: auto.

TR-4-E-009 Radiated Emission Test Result

Test Site	: DDT 3m Chamber 3#	D:\E3 6.111\2022 Report Data\Q21123016-3O 1020VR\FCC ABOVE 1G 5G WIFI.EM6	
Test Date	: 2022-07-08	**Tested By**	: Bairong
EUT	: arpara AIO 5K	**Model Number**	: VRM1020WNA
Power Supply	: Battery	**Test Mode**	: Tx Mode
Condition	: Temp:22.2°C,Humi:52.4%,Press:100.3kPa	**Antenna/Distance**	: 2021 BBHA 9120D 3#/3m/HORIZONTAL
Memo	: 11AC20 5700		

Data: 85

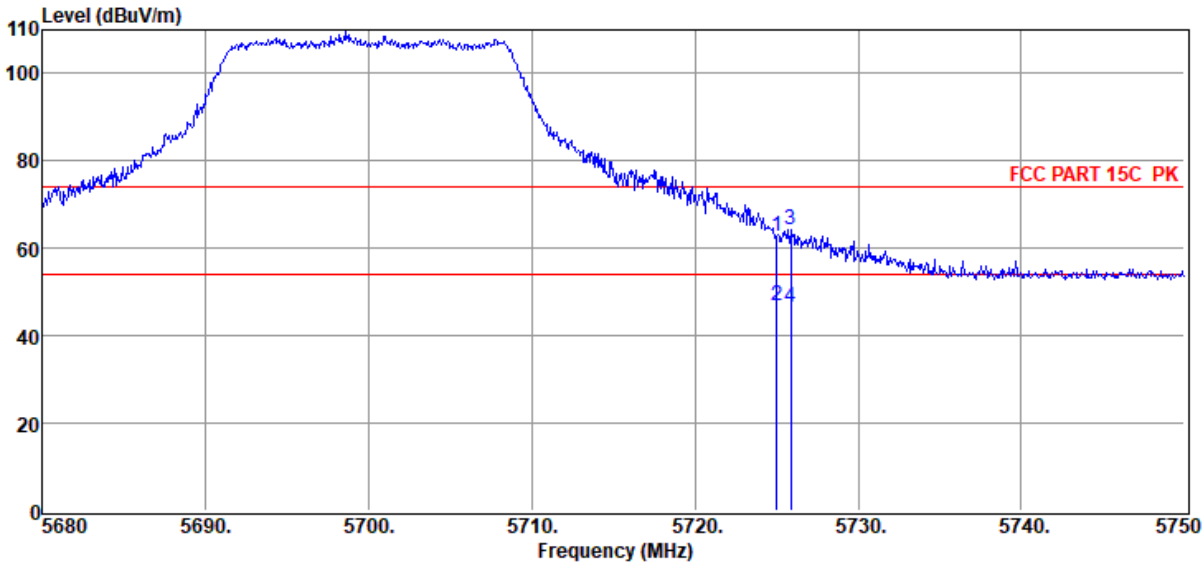

Item (Mark)	Freq. (MHz)	Read Level (dBµV)	Antenna Factor (dB/m)	PRM Factor dB	Cable Loss dB	Filter Factor dB	Result Level (dBµV/m)	Limit Line (dBµV/m)	Over Limit (dB)	Detector	Polarization
1	5725.01	56.08	33.34	40.47	2.78	1.08	62.81	74.00	-11.19	Peak	HORIZONTAL
2	5725.01	40.08	33.34	40.47	2.78	1.08	46.81	54.00	-7.19	Average	HORIZONTAL
3	5725.85	57.65	33.34	40.47	2.78	1.08	64.38	74.00	-9.62	Peak	HORIZONTAL
4	5725.85	39.65	33.34	40.47	2.78	1.08	46.38	54.00	-7.62	Average	HORIZONTAL

Note: 1. Result Level = Read Level + Antenna Factor + Cable loss + Filter Factor - PRM Factor.
2. If Peak Result complies with AV limit, AV Result is deemed to comply with AV limit.
3. Test setup: RBW: 1 MHz, VBW: 3 MHz, Sweep time: auto.

TR-4-E-009 Radiated Emission Test Result

Test Site	: DDT 3m Chamber 3#	D:\E3 6.111\2022 Report Data\Q21123016-3O 1020VR\FCC ABOVE 1G 5G WIFI.EM6	
Test Date	: 2022-07-08	**Tested By**	: Bairong
EUT	: arpara AIO 5K	**Model Number**	: VRM1020WNA
Power Supply	: Battery	**Test Mode**	: Tx Mode
Condition	: Temp:22.2°C,Humi:52.4%,Press:100.3kPa	**Antenna/Distance**	: 2021 BBHA 9120D 3#/3m/VERTICAL
Memo	: 11AC20 5700		

Data: 86

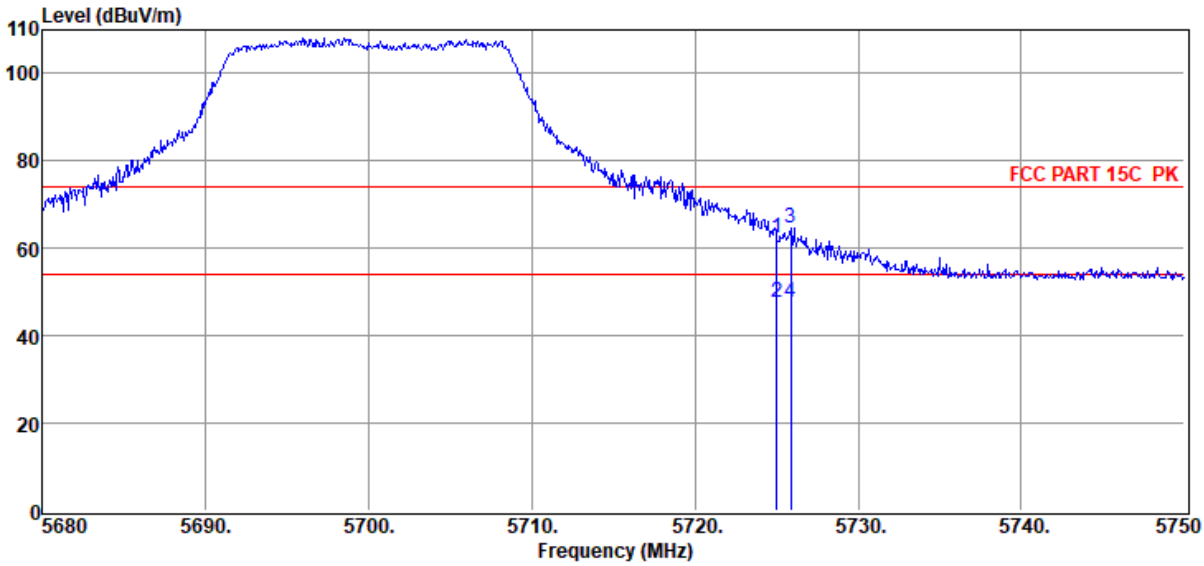

Item (Mark)	Freq. (MHz)	Read Level (dBµV)	Antenna Factor (dB/m)	PRM Factor dB	Cable Loss dB	Filter Factor dB	Result Level (dBµV/m)	Limit Line (dBµV/m)	Over Limit (dB)	Detector	Polarization
1	5725.01	55.80	33.34	40.47	2.78	1.08	62.53	74.00	-11.47	Peak	VERTICAL
2	5725.01	40.80	33.34	40.47	2.78	1.08	47.53	54.00	-6.47	Average	VERTICAL
3	5725.85	57.73	33.34	40.47	2.78	1.08	64.46	74.00	-9.54	Peak	VERTICAL
4	5725.85	40.73	33.34	40.47	2.78	1.08	47.46	54.00	-6.54	Average	VERTICAL

Note: 1. Result Level = Read Level + Antenna Factor + Cable loss + Filter Factor - PRM Factor.
2. If Peak Result complies with AV limit, AV Result is deemed to comply with AV limit.
3. Test setup: RBW: 1 MHz, VBW: 3 MHz, Sweep time: auto.

TR-4-E-009 Radiated Emission Test Result

Test Site	: DDT 3m Chamber 3#	D:\E3 6.111\2022 Report Data\Q21123016-3O 1020VR\FCC ABOVE 1G 5G WIFI.EM6	
Test Date	: 2022-07-08	**Tested By**	: Bairong
EUT	: arpara AIO 5K	**Model Number**	: VRM1020WNA
Power Supply	: Battery	**Test Mode**	: Tx Mode
Condition	: Temp:22.2°C,Humi:52.4%,Press:100.3kPa	**Antenna/Distance**	: 2021 BBHA 9120D 3#/3m/HORIZONTAL
Memo	: 11AX20 5700		

Data: 87

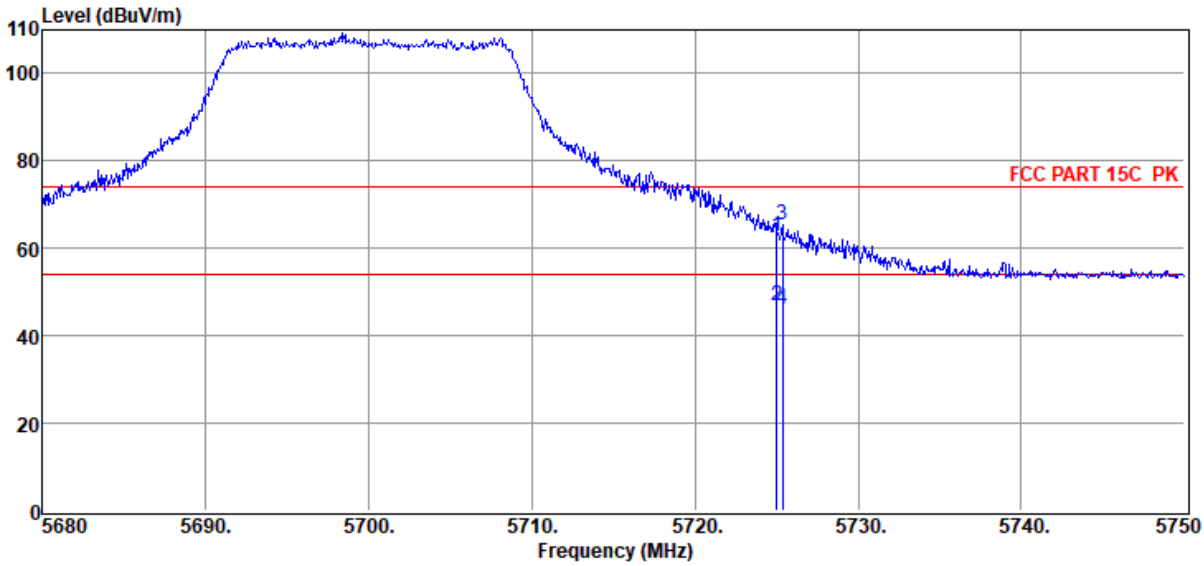

Item (Mark)	Freq. (MHz)	Read Level (dBµV)	Antenna Factor (dB/m)	PRM Factor dB	Cable Loss dB	Filter Factor dB	Result Level (dBµV/m)	Limit Line (dBµV/m)	Over Limit (dB)	Detector	Polarization
1	5725.01	56.00	33.34	40.47	2.78	1.08	62.73	74.00	-11.27	Peak	HORIZONTAL
2	5725.01	40.00	33.34	40.47	2.78	1.08	46.73	54.00	-7.27	Average	HORIZONTAL
3	5725.36	58.54	33.34	40.47	2.78	1.08	65.27	74.00	-8.73	Peak	HORIZONTAL
4	5725.36	39.54	33.34	40.47	2.78	1.08	46.27	54.00	-7.73	Average	HORIZONTAL

Note: 1. Result Level = Read Level + Antenna Factor + Cable loss + Filter Factor - PRM Factor.
2. If Peak Result complies with AV limit, AV Result is deemed to comply with AV limit.
3. Test setup: RBW: 1 MHz, VBW: 3 MHz, Sweep time: auto.

TR-4-E-009 Radiated Emission Test Result

Test Site	: DDT 3m Chamber 3#	D:\E3 6.111\2022 Report Data\Q21123016-3O 1020VR\FCC ABOVE 1G 5G WIFI.EM6	
Test Date	: 2022-07-08	**Tested By**	: Bairong
EUT	: arpara AIO 5K	**Model Number**	: VRM1020WNA
Power Supply	: Battery	**Test Mode**	: Tx Mode
Condition	: Temp:22.2°C,Humi:52.4%,Press:100.3kPa	**Antenna/Distance**	: 2021 BBHA 9120D 3#/3m/VERTICAL
Memo	: 11AX20 5700		

Data: 88

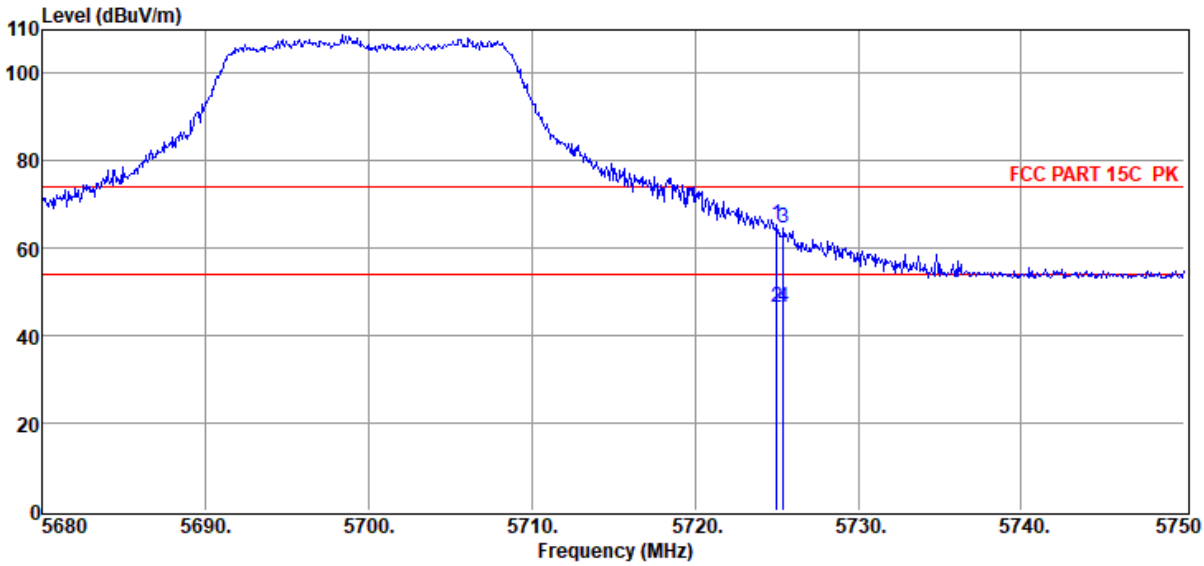

Item (Mark)	Freq. (MHz)	Read Level (dBµV)	Antenna Factor (dB/m)	PRM Factor dB	Cable Loss dB	Filter Factor dB	Result Level (dBµV/m)	Limit Line (dBµV/m)	Over Limit (dB)	Detector	Polarization
1	5725.01	58.73	33.34	40.47	2.78	1.08	65.46	74.00	-8.54	Peak	VERTICAL
2	5725.01	39.73	33.34	40.47	2.78	1.08	46.46	54.00	-7.54	Average	VERTICAL
3	5725.43	57.77	33.34	40.47	2.78	1.08	64.50	74.00	-9.50	Peak	VERTICAL
4	5725.43	39.77	33.34	40.47	2.78	1.08	46.50	54.00	-7.50	Average	VERTICAL

Note: 1. Result Level = Read Level + Antenna Factor + Cable loss + Filter Factor - PRM Factor.
2. If Peak Result complies with AV limit, AV Result is deemed to comply with AV limit.
3. Test setup: RBW: 1 MHz, VBW: 3 MHz, Sweep time: auto.

TR-4-E-009 Radiated Emission Test Result

Test Site	: DDT 3m Chamber 3#	D:\E3 6.111\2022 Report Data\Q21123016-3O 1020VR\FCC ABOVE 1G 5G WIFI.EM6	
Test Date	: 2022-07-08	**Tested By**	: Bairong
EUT	: arpara AIO 5K	**Model Number**	: VRM1020WNA
Power Supply	: Battery	**Test Mode**	: Tx Mode
Condition	: Temp:22.2°C,Humi:52.4%,Press:100.3kPa	**Antenna/Distance**	: 2021 BBHA 9120D 3#/3m/HORIZONTAL
Memo	: 11N40 5190		

Data: 89

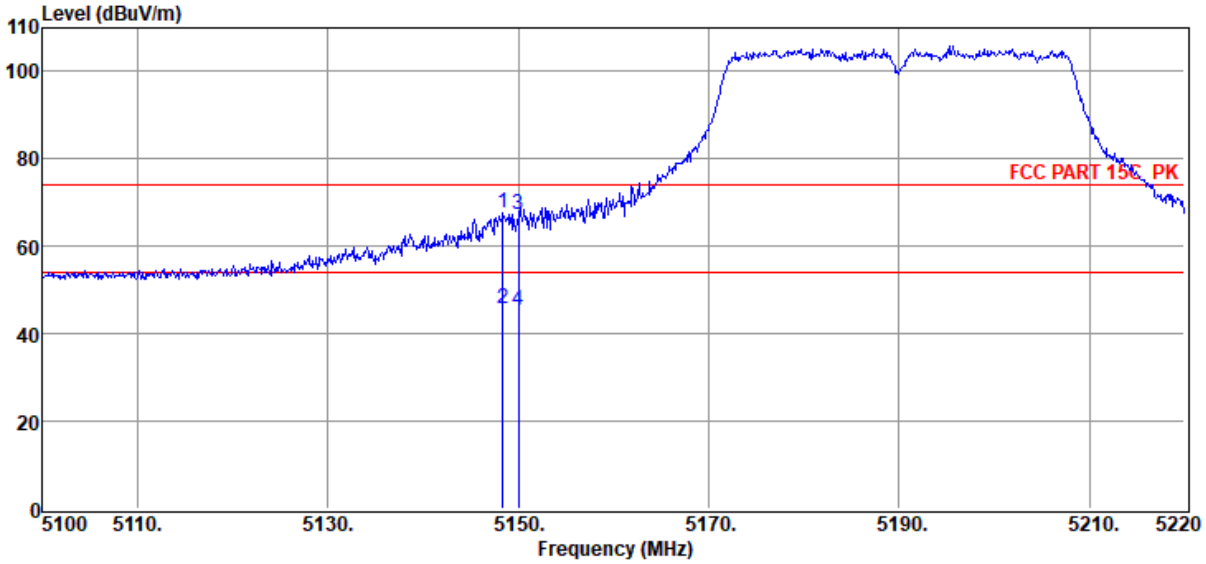

Item (Mark)	Freq. (MHz)	Read Level (dBµV)	Antenna Factor (dB/m)	PRM Factor dB	Cable Loss dB	Filter Factor dB	Result Level (dBµV/m)	Limit Line (dBµV/m)	Over Limit (dB)	Detector	Polarization
1	5148.36	61.75	33.01	40.41	2.55	0.94	67.84	74.00	-6.16	Peak	HORIZONTAL
2	5148.36	39.75	33.01	40.41	2.55	0.94	45.84	54.00	-8.16	Average	HORIZONTAL
3	5150.04	61.15	33.01	40.42	2.55	0.94	67.23	74.00	-6.77	Peak	HORIZONTAL
4	5150.04	39.15	33.01	40.42	2.55	0.94	45.23	54.00	-8.77	Average	HORIZONTAL

Note: 1. Result Level = Read Level + Antenna Factor + Cable loss + Filter Factor - PRM Factor.
2. If Peak Result complies with AV limit, AV Result is deemed to comply with AV limit.
3. Test setup: RBW: 1 MHz, VBW: 3 MHz, Sweep time: auto.

TR-4-E-009 Radiated Emission Test Result

Test Site	: DDT 3m Chamber 3#	D:\E3 6.111\2022 Report Data\Q21123016-3O 1020VR\FCC ABOVE 1G 5G WIFI.EM6	
Test Date	: 2022-07-08	**Tested By**	: Bairong
EUT	: arpara AIO 5K	**Model Number**	: VRM1020WNA
Power Supply	: Battery	**Test Mode**	: Tx Mode
Condition	: Temp:22.2°C,Humi:52.4%,Press:100.3kPa	**Antenna/Distance**	: 2021 BBHA 9120D 3#/3m/VERTICAL
Memo	: 11N40 5190		

Data: 90

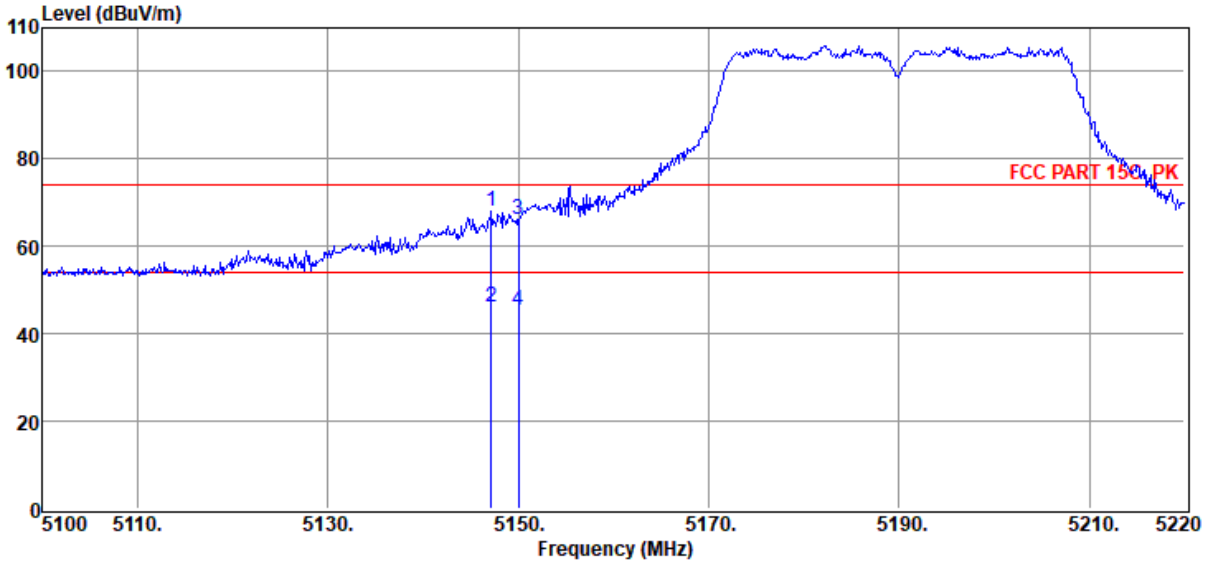

Item (Mark)	Freq. (MHz)	Read Level (dBµV)	Antenna Factor (dB/m)	PRM Factor dB	Cable Loss dB	Filter Factor dB	Result Level (dBµV/m)	Limit Line (dBµV/m)	Over Limit (dB)	Detector	Polarization
1	5147.16	62.09	33.01	40.41	2.55	0.94	68.18	74.00	-5.82	Peak	VERTICAL
2	5147.16	40.09	33.01	40.41	2.55	0.94	46.18	54.00	-7.82	Average	VERTICAL
3	5150.04	60.20	33.01	40.42	2.55	0.94	66.28	74.00	-7.72	Peak	VERTICAL
4	5150.04	39.20	33.01	40.42	2.55	0.94	45.28	54.00	-8.72	Average	VERTICAL

Note: 1. Result Level = Read Level + Antenna Factor + Cable loss + Filter Factor - PRM Factor.
2. If Peak Result complies with AV limit, AV Result is deemed to comply with AV limit.
3. Test setup: RBW: 1 MHz, VBW: 3 MHz, Sweep time: auto.

TR-4-E-009 Radiated Emission Test Result

Test Site	: DDT 3m Chamber 3#	D:\E3 6.111\2022 Report Data\Q21123016-3O 1020VR\FCC ABOVE 1G 5G WIFI.EM6	
Test Date	: 2022-07-08	**Tested By**	: Bairong
EUT	: arpara AIO 5K	**Model Number**	: VRM1020WNA
Power Supply	: Battery	**Test Mode**	: Tx Mode
Condition	: Temp:22.2°C,Humi:52.4%,Press:100.3kPa	**Antenna/Distance**	: 2021 BBHA 9120D 3#/3m/HORIZONTAL
Memo	: 11AC40 5190		

Data: 91

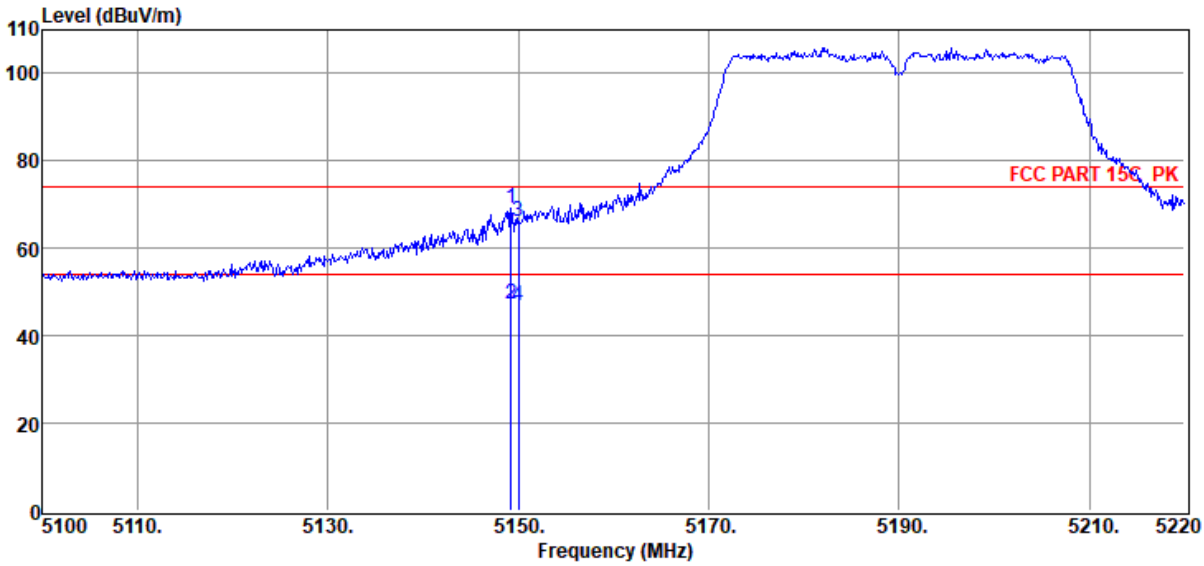

Item (Mark)	Freq. (MHz)	Read Level (dBµV)	Antenna Factor (dB/m)	PRM Factor dB	Cable Loss dB	Filter Factor dB	Result Level (dBµV/m)	Limit Line (dBµV/m)	Over Limit (dB)	Detector	Polarization
1	5149.20	63.00	33.01	40.41	2.55	0.94	69.09	74.00	-4.91	Peak	HORIZONTAL
2	5149.20	41.00	33.01	40.41	2.55	0.94	47.09	54.00	-6.91	Average	HORIZONTAL
3	5150.04	59.93	33.01	40.42	2.55	0.94	66.01	74.00	-7.99	Peak	HORIZONTAL
4	5150.04	40.93	33.01	40.42	2.55	0.94	47.01	54.00	-6.99	Average	HORIZONTAL

Note: 1. Result Level = Read Level + Antenna Factor + Cable loss + Filter Factor - PRM Factor.
2. If Peak Result complies with AV limit, AV Result is deemed to comply with AV limit.
3. Test setup: RBW: 1 MHz, VBW: 3 MHz, Sweep time: auto.

TR-4-E-009 Radiated Emission Test Result

Test Site	: DDT 3m Chamber 3#	D:\E3 6.111\2022 Report Data\Q21123016-3O 1020VR\FCC ABOVE 1G 5G WIFI.EM6	
Test Date	: 2022-07-08	**Tested By**	: Bairong
EUT	: arpara AIO 5K	**Model Number**	: VRM1020WNA
Power Supply	: Battery	**Test Mode**	: Tx Mode
Condition	: Temp:22.2°C,Humi:52.4%,Press:100.3kPa	**Antenna/Distance**	: 2021 BBHA 9120D 3#/3m/VERTICAL
Memo	: 11AC40 5190		

Data: 92

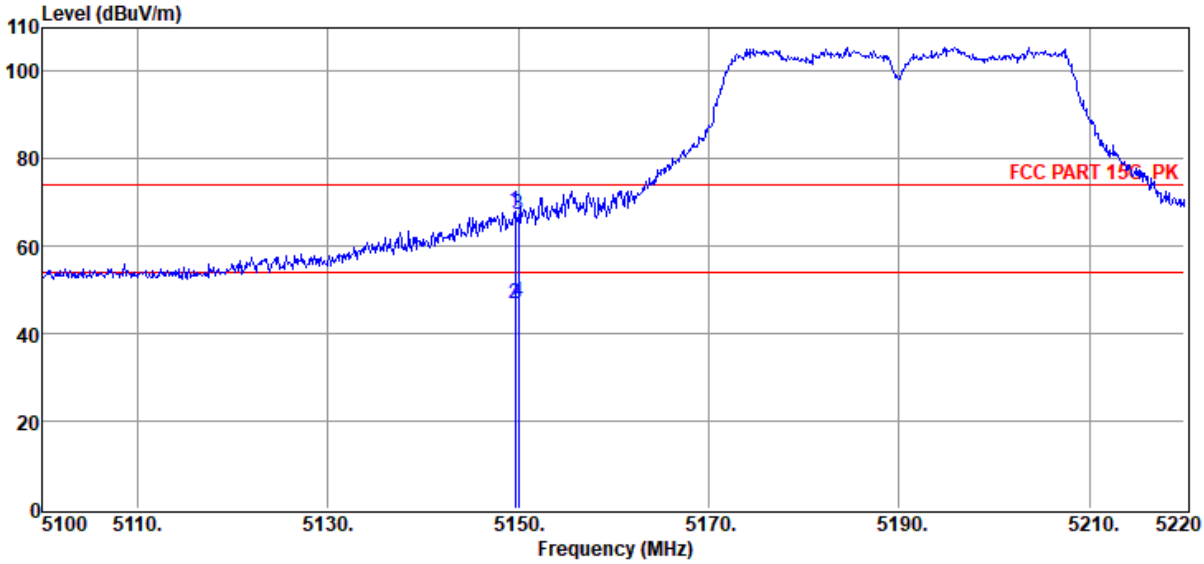

Item (Mark)	Freq. (MHz)	Read Level (dBµV)	Antenna Factor (dB/m)	PRM Factor dB	Cable Loss dB	Filter Factor dB	Result Level (dBµV/m)	Limit Line (dBµV/m)	Over Limit (dB)	Detector	Polarization
1	5149.68	61.77	33.01	40.41	2.55	0.94	67.86	74.00	-6.14	Peak	VERTICAL
2	5149.68	40.77	33.01	40.41	2.55	0.94	46.86	54.00	-7.14	Average	VERTICAL
3	5150.04	61.22	33.01	40.42	2.55	0.94	67.30	74.00	-6.70	Peak	VERTICAL
4	5150.04	41.22	33.01	40.42	2.55	0.94	47.30	54.00	-6.70	Average	VERTICAL

Note: 1. Result Level = Read Level + Antenna Factor + Cable loss + Filter Factor - PRM Factor.
2. If Peak Result complies with AV limit, AV Result is deemed to comply with AV limit.
3. Test setup: RBW: 1 MHz, VBW: 3 MHz, Sweep time: auto.

TR-4-E-009 Radiated Emission Test Result

Test Site	: DDT 3m Chamber 3#	D:\E3 6.111\2022 Report Data\Q21123016-3O 1020VR\FCC ABOVE 1G 5G WIFI.EM6	
Test Date	: 2022-07-08	**Tested By**	: Bairong
EUT	: arpara AIO 5K	**Model Number**	: VRM1020WNA
Power Supply	: Battery	**Test Mode**	: Tx Mode
Condition	: Temp:22.2°C,Humi:52.4%,Press:100.3kPa	**Antenna/Distance**	: 2021 BBHA 9120D 3#/3m/HORIZONTAL
Memo	: 11AX40 5190		

Data: 93

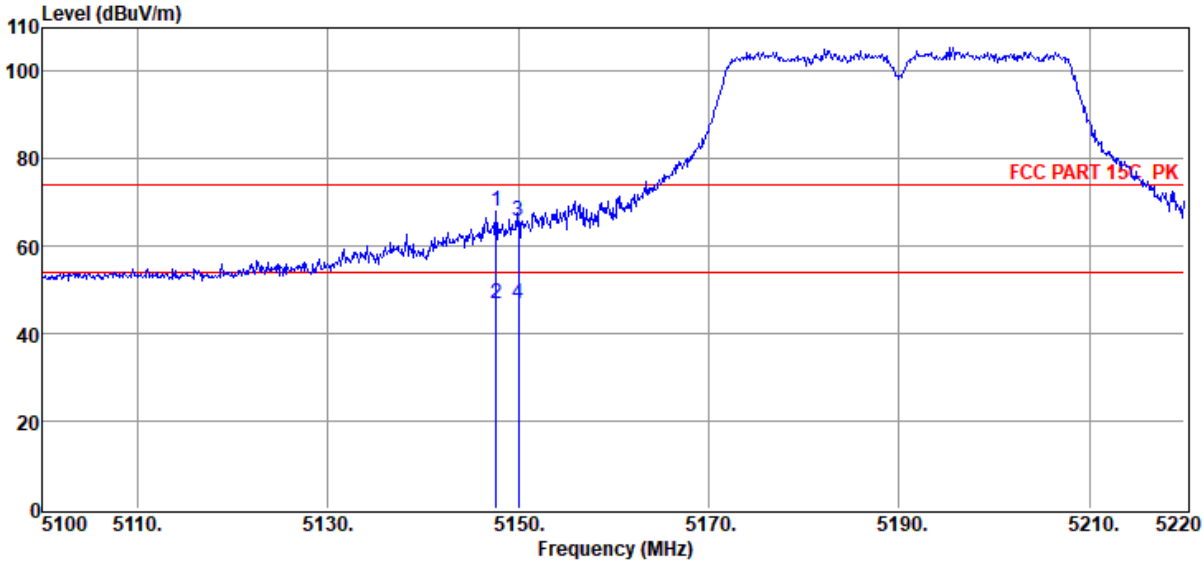

Item (Mark)	Freq. (MHz)	Read Level (dBµV)	Antenna Factor (dB/m)	PRM Factor dB	Cable Loss dB	Filter Factor dB	Result Level (dBµV/m)	Limit Line (dBµV/m)	Over Limit (dB)	Detector	Polarization
1	5147.64	61.96	33.01	40.41	2.55	0.94	68.05	74.00	-5.95	Peak	HORIZONTAL
2	5147.64	40.96	33.01	40.41	2.55	0.94	47.05	54.00	-6.95	Average	HORIZONTAL
3	5150.04	59.68	33.01	40.42	2.55	0.94	65.76	74.00	-8.24	Peak	HORIZONTAL
4	5150.04	40.68	33.01	40.42	2.55	0.94	46.76	54.00	-7.24	Average	HORIZONTAL

Note: 1. Result Level = Read Level + Antenna Factor + Cable loss + Filter Factor - PRM Factor.
2. If Peak Result complies with AV limit, AV Result is deemed to comply with AV limit.
3. Test setup: RBW: 1 MHz, VBW: 3 MHz, Sweep time: auto.

TR-4-E-009 Radiated Emission Test Result

Test Site	: DDT 3m Chamber 3#	D:\E3 6.111\2022 Report Data\Q21123016-3O 1020VR\FCC ABOVE 1G 5G WIFI.EM6	
Test Date	: 2022-07-08	**Tested By**	: Bairong
EUT	: arpara AIO 5K	**Model Number**	: VRM1020WNA
Power Supply	: Battery	**Test Mode**	: Tx Mode
Condition	: Temp:22.2°C,Humi:52.4%,Press:100.3kPa	**Antenna/Distance**	: 2021 BBHA 9120D 3#/3m/VERTICAL
Memo	: 11AX40 5190		

Data: 94

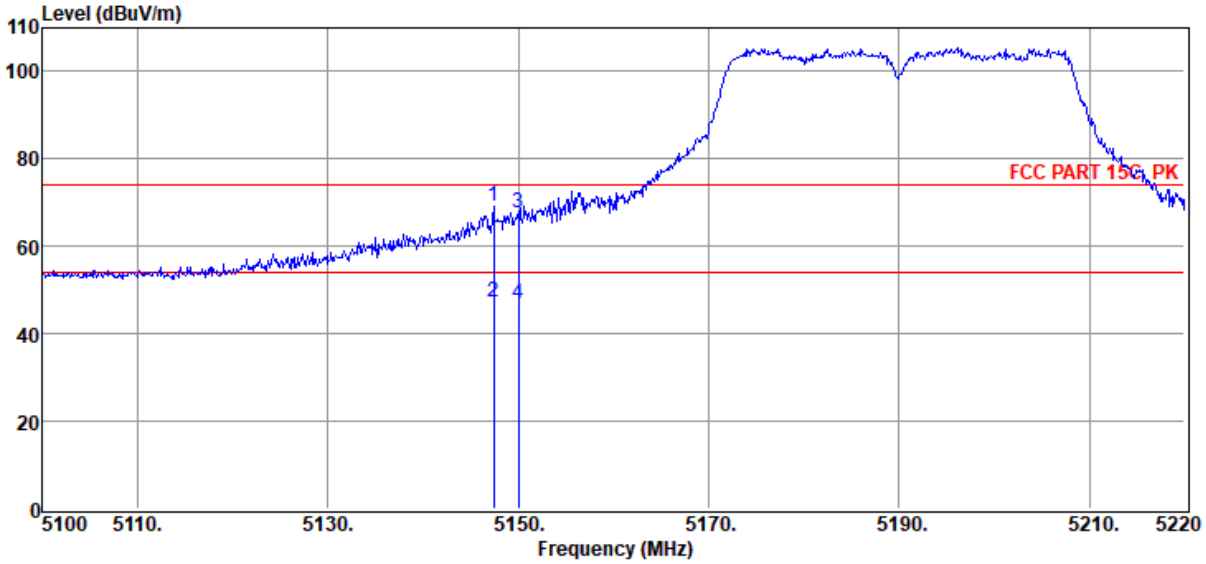

Item (Mark)	Freq. (MHz)	Read Level (dBµV)	Antenna Factor (dB/m)	PRM Factor dB	Cable Loss dB	Filter Factor dB	Result Level (dBµV/m)	Limit Line (dBµV/m)	Over Limit (dB)	Detector	Polarization
1	5147.40	63.15	33.01	40.41	2.55	0.94	69.24	74.00	-4.76	Peak	VERTICAL
2	5147.40	41.15	33.01	40.41	2.55	0.94	47.24	54.00	-6.76	Average	VERTICAL
3	5150.04	61.67	33.01	40.42	2.55	0.94	67.75	74.00	-6.25	Peak	VERTICAL
4	5150.04	40.67	33.01	40.42	2.55	0.94	46.75	54.00	-7.25	Average	VERTICAL

Note: 1. Result Level = Read Level + Antenna Factor + Cable loss + Filter Factor - PRM Factor.
2. If Peak Result complies with AV limit, AV Result is deemed to comply with AV limit.
3. Test setup: RBW: 1 MHz, VBW: 3 MHz, Sweep time: auto.

TR-4-E-009 Radiated Emission Test Result

Test Site	: DDT 3m Chamber 3#	D:\E3 6.111\2022 Report Data\Q21123016-3O 1020VR\FCC ABOVE 1G 5G WIFI.EM6	
Test Date	: 2022-07-08	**Tested By**	: Bairong
EUT	: arpara AIO 5K	**Model Number**	: VRM1020WNA
Power Supply	: Battery	**Test Mode**	: Tx Mode
Condition	: Temp:22.2°C,Humi:52.4%,Press:100.3kPa	**Antenna/Distance**	: 2021 BBHA 9120D 3#/3m/HORIZONTAL
Memo	: 11N40 5310		

Data: 95

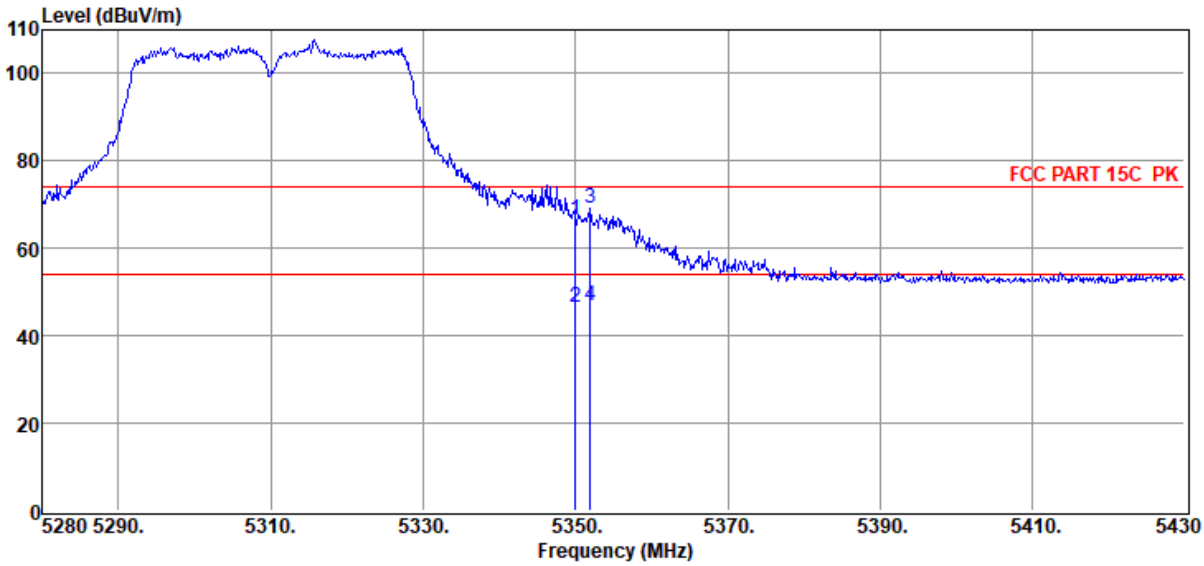

Item (Mark)	Freq. (MHz)	Read Level (dBµV)	Antenna Factor (dB/m)	PRM Factor dB	Cable Loss dB	Filter Factor dB	Result Level (dBµV/m)	Limit Line (dBµV/m)	Over Limit (dB)	Detector	Polarization
1	5350.05	60.64	32.89	40.44	2.56	0.99	66.64	74.00	-7.36	Peak	HORIZONTAL
2	5350.05	40.64	32.89	40.44	2.56	0.99	46.64	54.00	-7.36	Average	HORIZONTAL
3	5352.00	63.00	32.89	40.44	2.56	0.99	69.00	74.00	-5.00	Peak	HORIZONTAL
4	5352.00	41.00	32.89	40.44	2.56	0.99	47.00	54.00	-7.00	Average	HORIZONTAL

Note: 1. Result Level = Read Level + Antenna Factor + Cable loss + Filter Factor - PRM Factor.
2. If Peak Result complies with AV limit, AV Result is deemed to comply with AV limit.
3. Test setup: RBW: 1 MHz, VBW: 3 MHz, Sweep time: auto.

TR-4-E-009 Radiated Emission Test Result

Test Site	: DDT 3m Chamber 3#	D:\E3 6.111\2022 Report Data\Q21123016-3O 1020VR\FCC ABOVE 1G 5G WIFI.EM6	
Test Date	: 2022-07-08	**Tested By**	: Bairong
EUT	: arpara AIO 5K	**Model Number**	: VRM1020WNA
Power Supply	: Battery	**Test Mode**	: Tx Mode
Condition	: Temp:22.2°C,Humi:52.4%,Press:100.3kPa	**Antenna/Distance**	: 2021 BBHA 9120D 3#/3m/VERTICAL
Memo	: 11N40 5310		

Data: 96

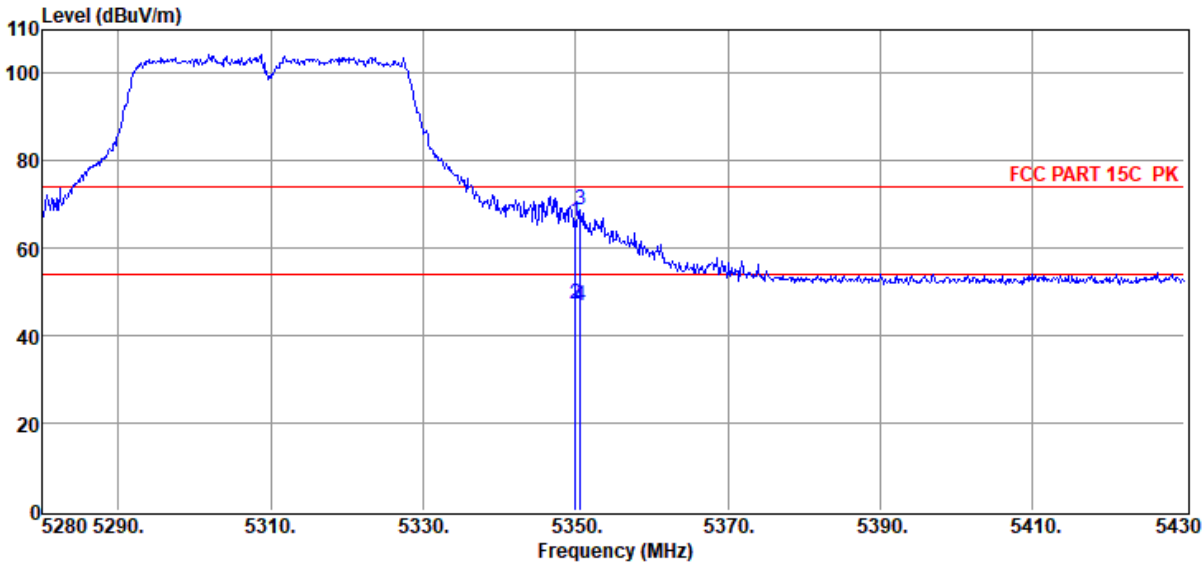

Item (Mark)	Freq. (MHz)	Read Level (dBµV)	Antenna Factor (dB/m)	PRM Factor dB	Cable Loss dB	Filter Factor dB	Result Level (dBµV/m)	Limit Line (dBµV/m)	Over Limit (dB)	Detector	Polarization
1	5350.05	60.17	32.89	40.44	2.56	0.99	66.17	74.00	-7.83	Peak	VERTICAL
2	5350.05	41.17	32.89	40.44	2.56	0.99	47.17	54.00	-6.83	Average	VERTICAL
3	5350.65	62.79	32.89	40.44	2.56	0.99	68.79	74.00	-5.21	Peak	VERTICAL
4	5350.65	40.79	32.89	40.44	2.56	0.99	46.79	54.00	-7.21	Average	VERTICAL

Note: 1. Result Level = Read Level + Antenna Factor + Cable loss + Filter Factor - PRM Factor.
2. If Peak Result complies with AV limit, AV Result is deemed to comply with AV limit.
3. Test setup: RBW: 1 MHz, VBW: 3 MHz, Sweep time: auto.

TR-4-E-009 Radiated Emission Test Result

Test Site	: DDT 3m Chamber 3#	D:\E3 6.111\2022 Report Data\Q21123016-3O 1020VR\FCC ABOVE 1G 5G WIFI.EM6	
Test Date	: 2022-07-08	**Tested By**	: Bairong
EUT	: arpara AIO 5K	**Model Number**	: VRM1020WNA
Power Supply	: Battery	**Test Mode**	: Tx Mode
Condition	: Temp:22.2°C,Humi:52.4%,Press:100.3kPa	**Antenna/Distance**	: 2021 BBHA 9120D 3#/3m/HORIZONTAL
Memo	: 11AC40 5310		

Data: 97

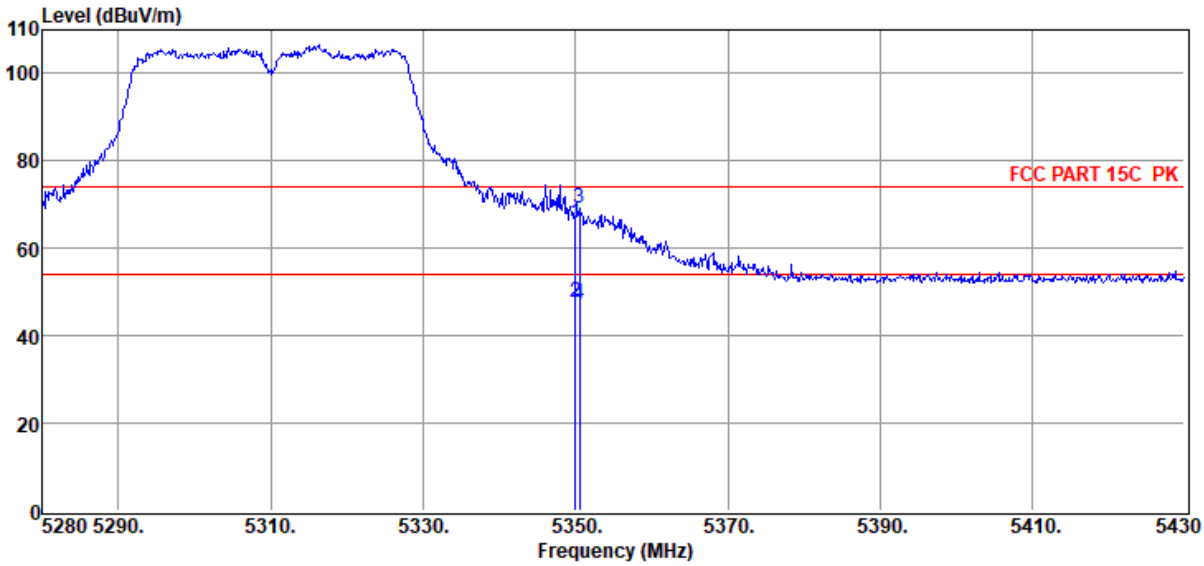

Item (Mark)	Freq. (MHz)	Read Level (dBµV)	Antenna Factor (dB/m)	PRM Factor dB	Cable Loss dB	Filter Factor dB	Result Level (dBµV/m)	Limit Line (dBµV/m)	Over Limit (dB)	Detector	Polarization
1	5350.05	59.81	32.89	40.44	2.56	0.99	65.81	74.00	-8.19	Peak	HORIZONTAL
2	5350.05	41.81	32.89	40.44	2.56	0.99	47.81	54.00	-6.19	Average	HORIZONTAL
3	5350.50	63.14	32.89	40.44	2.56	0.99	69.14	74.00	-4.86	Peak	HORIZONTAL
4	5350.50	41.14	32.89	40.44	2.56	0.99	47.14	54.00	-6.86	Average	HORIZONTAL

Note: 1. Result Level = Read Level + Antenna Factor + Cable loss + Filter Factor - PRM Factor.
2. If Peak Result complies with AV limit, AV Result is deemed to comply with AV limit.
3. Test setup: RBW: 1 MHz, VBW: 3 MHz, Sweep time: auto.

TR-4-E-009 Radiated Emission Test Result

Test Site	: DDT 3m Chamber 3#	D:\E3 6.111\2022 Report Data\Q21123016-3O 1020VR\FCC ABOVE 1G 5G WIFI.EM6	
Test Date	: 2022-07-08	**Tested By**	: Bairong
EUT	: arpara AIO 5K	**Model Number**	: VRM1020WNA
Power Supply	: Battery	**Test Mode**	: Tx Mode
Condition	: Temp:22.2°C,Humi:52.4%,Press:100.3kPa	**Antenna/Distance**	: 2021 BBHA 9120D 3#/3m/VERTICAL
Memo	: 11AC40 5310		

Data: 98

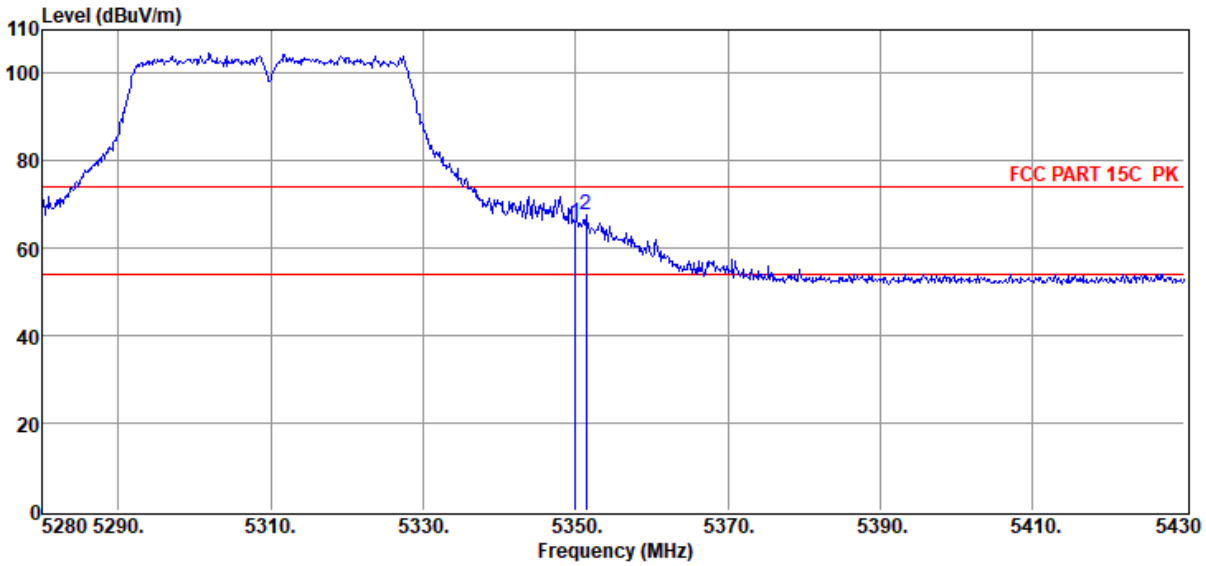

Item (Mark)	Freq. (MHz)	Read Level (dBµV)	Antenna Factor (dB/m)	PRM Factor dB	Cable Loss dB	Filter Factor dB	Result Level (dBµV/m)	Limit Line (dBµV/m)	Over Limit (dB)	Detector	Polarization
1	5350.05	59.77	32.89	40.44	2.56	0.99	65.77	74.00	-8.23	Peak	VERTICAL
2	5351.40	61.78	32.89	40.44	2.56	0.99	67.78	74.00	-6.22	Peak	VERTICAL

Note: 1. Result Level = Read Level + Antenna Factor + Cable loss + Filter Factor - PRM Factor.
2. If Peak Result complies with AV limit, AV Result is deemed to comply with AV limit.
3. Test setup: RBW: 1 MHz, VBW: 3 MHz, Sweep time: auto.

TR-4-E-009 Radiated Emission Test Result

Test Site	: DDT 3m Chamber 3#	D:\E3 6.111\2022 Report Data\Q21123016-3O 1020VR\FCC ABOVE 1G 5G WIFI.EM6	
Test Date	: 2022-07-08	**Tested By**	: Bairong
EUT	: arpara AIO 5K	**Model Number**	: VRM1020WNA
Power Supply	: Battery	**Test Mode**	: Tx Mode
Condition	: Temp:22.2°C,Humi:52.4%,Press:100.3kPa	**Antenna/Distance**	: 2021 BBHA 9120D 3#/3m/HORIZONTAL
Memo	: 11AX40 5310		

Data: 99

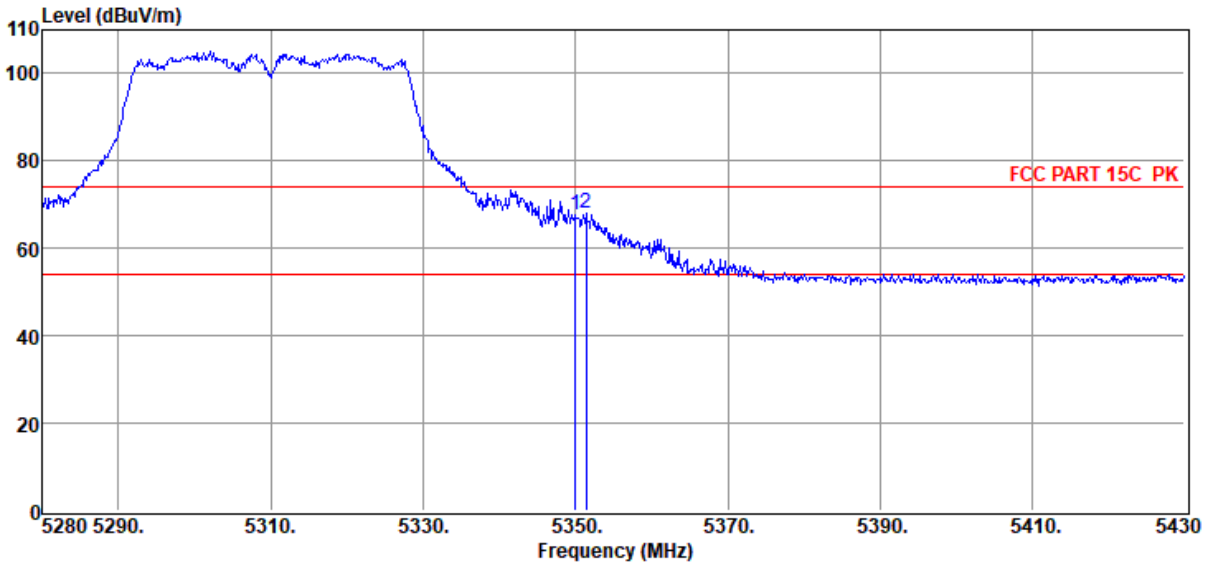

Item (Mark)	Freq. (MHz)	Read Level (dBµV)	Antenna Factor (dB/m)	PRM Factor dB	Cable Loss dB	Filter Factor dB	Result Level (dBµV/m)	Limit Line (dBµV/m)	Over Limit (dB)	Detector	Polarization
1	5350.05	61.72	32.89	40.44	2.56	0.99	67.72	74.00	-6.28	Peak	HORIZONTAL
2	5351.40	61.95	32.89	40.44	2.56	0.99	67.95	74.00	-6.05	Peak	HORIZONTAL

Note: 1. Result Level = Read Level + Antenna Factor + Cable loss + Filter Factor - PRM Factor.
2. If Peak Result complies with AV limit, AV Result is deemed to comply with AV limit.
3. Test setup: RBW: 1 MHz, VBW: 3 MHz, Sweep time: auto.

TR-4-E-009 Radiated Emission Test Result

Test Site	: DDT 3m Chamber 3#	D:\E3 6.111\2022 Report Data\Q21123016-3O 1020VR\FCC ABOVE 1G 5G WIFI.EM6	
Test Date	: 2022-07-08	**Tested By**	: Bairong
EUT	: arpara AIO 5K	**Model Number**	: VRM1020WNA
Power Supply	: Battery	**Test Mode**	: Tx Mode
Condition	: Temp:22.2°C,Humi:52.4%,Press:100.3kPa	**Antenna/Distance**	: 2021 BBHA 9120D 3#/3m/VERTICAL
Memo	: 11AX40 5310		

Data: 100

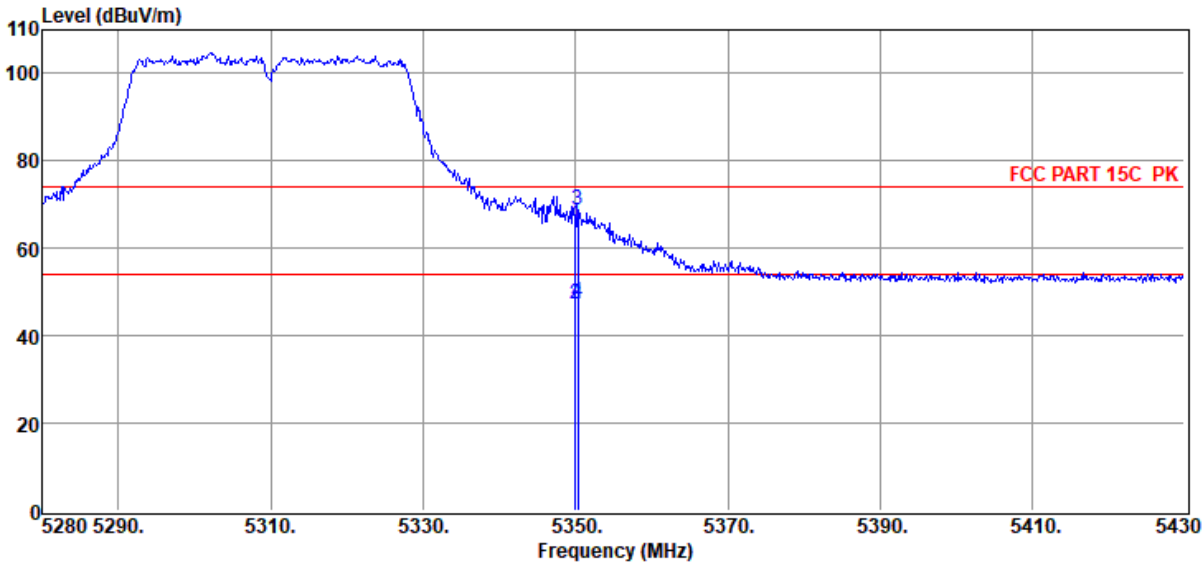

Item (Mark)	Freq. (MHz)	Read Level (dBµV)	Antenna Factor (dB/m)	PRM Factor dB	Cable Loss dB	Filter Factor dB	Result Level (dBµV/m)	Limit Line (dBµV/m)	Over Limit (dB)	Detector	Polarization
1	5350.05	59.30	32.89	40.44	2.56	0.99	65.30	74.00	-8.70	Peak	VERTICAL
2	5350.05	41.30	32.89	40.44	2.56	0.99	47.30	54.00	-6.70	Average	VERTICAL
3	5350.35	62.72	32.89	40.44	2.56	0.99	68.72	74.00	-5.28	Peak	VERTICAL
4	5350.35	41.72	32.89	40.44	2.56	0.99	47.72	54.00	-6.28	Average	VERTICAL

Note: 1. Result Level = Read Level + Antenna Factor + Cable loss + Filter Factor - PRM Factor.
2. If Peak Result complies with AV limit, AV Result is deemed to comply with AV limit.
3. Test setup: RBW: 1 MHz, VBW: 3 MHz, Sweep time: auto.

TR-4-E-009 Radiated Emission Test Result

Test Site	: DDT 3m Chamber 3#	D:\E3 6.111\2022 Report Data\Q21123016-3O 1020VR\FCC ABOVE 1G 5G WIFI.EM6	
Test Date	: 2022-07-08	**Tested By**	: Bairong
EUT	: arpara AIO 5K	**Model Number**	: VRM1020WNA
Power Supply	: Battery	**Test Mode**	: Tx Mode
Condition	: Temp:22.2°C,Humi:52.4%,Press:100.3kPa	**Antenna/Distance**	: 2021 BBHA 9120D 3#/3m/HORIZONTAL
Memo	: 11N40 5510		

Data: 101

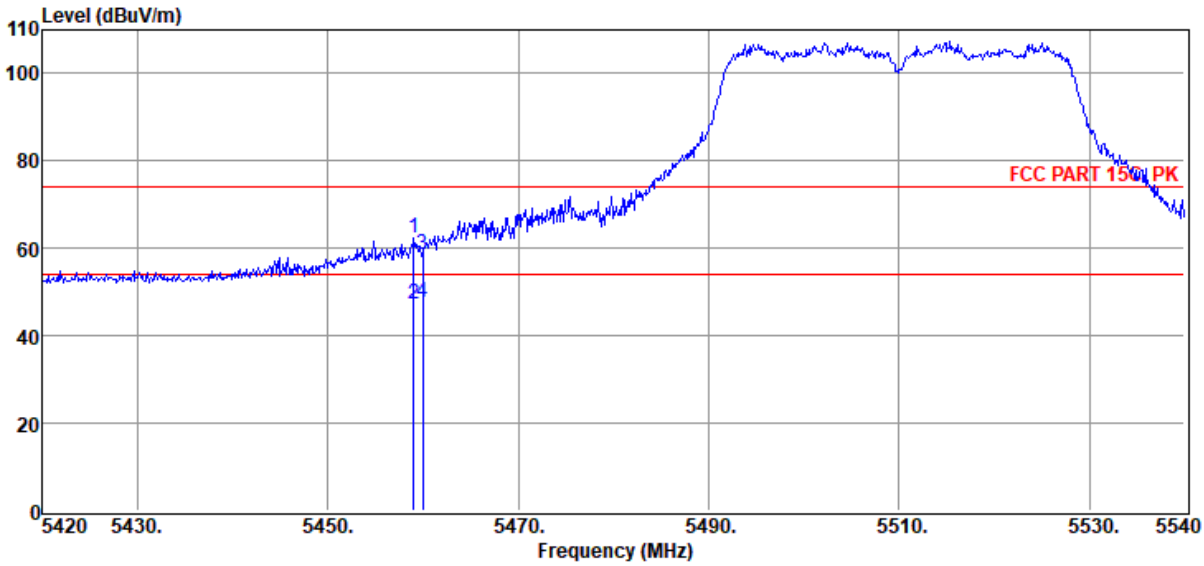

Item (Mark)	Freq. (MHz)	Read Level (dBµV)	Antenna Factor (dB/m)	PRM Factor dB	Cable Loss dB	Filter Factor dB	Result Level (dBµV/m)	Limit Line (dBµV/m)	Over Limit (dB)	Detector	Polarization
1	5459.00	56.38	32.82	40.45	2.57	1.02	62.34	74.00	-11.66	Peak	HORIZONTAL
2	5459.00	41.38	32.82	40.45	2.57	1.02	47.34	54.00	-6.66	Average	HORIZONTAL
3	5459.96	52.69	32.82	40.45	2.57	1.02	58.65	74.00	-15.35	Peak	HORIZONTAL
4	5459.96	41.69	32.82	40.45	2.57	1.02	47.65	54.00	-6.35	Average	HORIZONTAL

Note: 1. Result Level = Read Level + Antenna Factor + Cable loss + Filter Factor - PRM Factor.
2. If Peak Result complies with AV limit, AV Result is deemed to comply with AV limit.
3. Test setup: RBW: 1 MHz, VBW: 3 MHz, Sweep time: auto.

TR-4-E-009 Radiated Emission Test Result

Test Site	: DDT 3m Chamber 3#	D:\E3 6.111\2022 Report Data\Q21123016-3O 1020VR\FCC ABOVE 1G 5G WIFI.EM6	
Test Date	: 2022-07-08	**Tested By**	: Bairong
EUT	: arpara AIO 5K	**Model Number**	: VRM1020WNA
Power Supply	: Battery	**Test Mode**	: Tx Mode
Condition	: Temp:22.2°C,Humi:52.4%,Press:100.3kPa	**Antenna/Distance**	: 2021 BBHA 9120D 3#/3m/VERTICAL
Memo	: 11N40 5510		

Data: 102

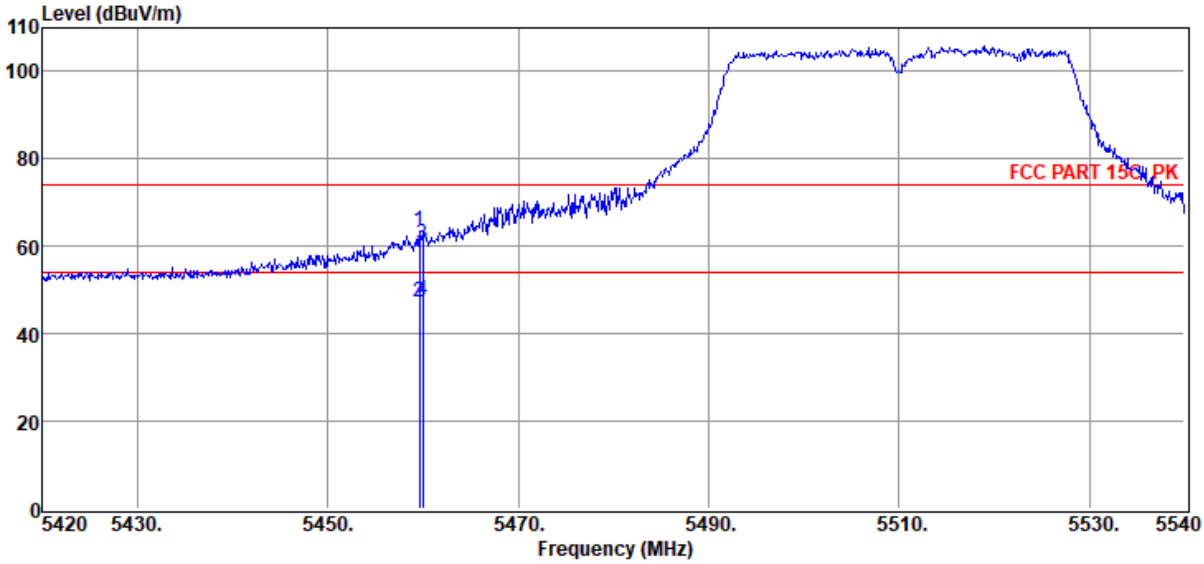

Item (Mark)	Freq. (MHz)	Read Level (dBµV)	Antenna Factor (dB/m)	PRM Factor dB	Cable Loss dB	Filter Factor dB	Result Level (dBµV/m)	Limit Line (dBµV/m)	Over Limit (dB)	Detector	Polarization
1	5459.60	57.44	32.82	40.45	2.57	1.02	63.40	74.00	-10.60	Peak	VERTICAL
2	5459.60	41.44	32.82	40.45	2.57	1.02	47.40	54.00	-6.60	Average	VERTICAL
3	5459.96	54.69	32.82	40.45	2.57	1.02	60.65	74.00	-13.35	Peak	VERTICAL
4	5459.96	41.69	32.82	40.45	2.57	1.02	47.65	54.00	-6.35	Average	VERTICAL

Note: 1. Result Level = Read Level + Antenna Factor + Cable loss + Filter Factor - PRM Factor.
2. If Peak Result complies with AV limit, AV Result is deemed to comply with AV limit.
3. Test setup: RBW: 1 MHz, VBW: 3 MHz, Sweep time: auto.

TR-4-E-009 Radiated Emission Test Result

Test Site	: DDT 3m Chamber 3#	D:\E3 6.111\2022 Report Data\Q21123016-3O 1020VR\FCC ABOVE 1G 5G WIFI.EM6	
Test Date	: 2022-07-08	**Tested By**	: Bairong
EUT	: arpara AIO 5K	**Model Number**	: VRM1020WNA
Power Supply	: Battery	**Test Mode**	: Tx Mode
Condition	: Temp:22.2°C,Humi:52.4%,Press:100.3kPa	**Antenna/Distance**	: 2021 BBHA 9120D 3#/3m/HORIZONTAL
Memo	: 11AC40 5510		

Data: 103

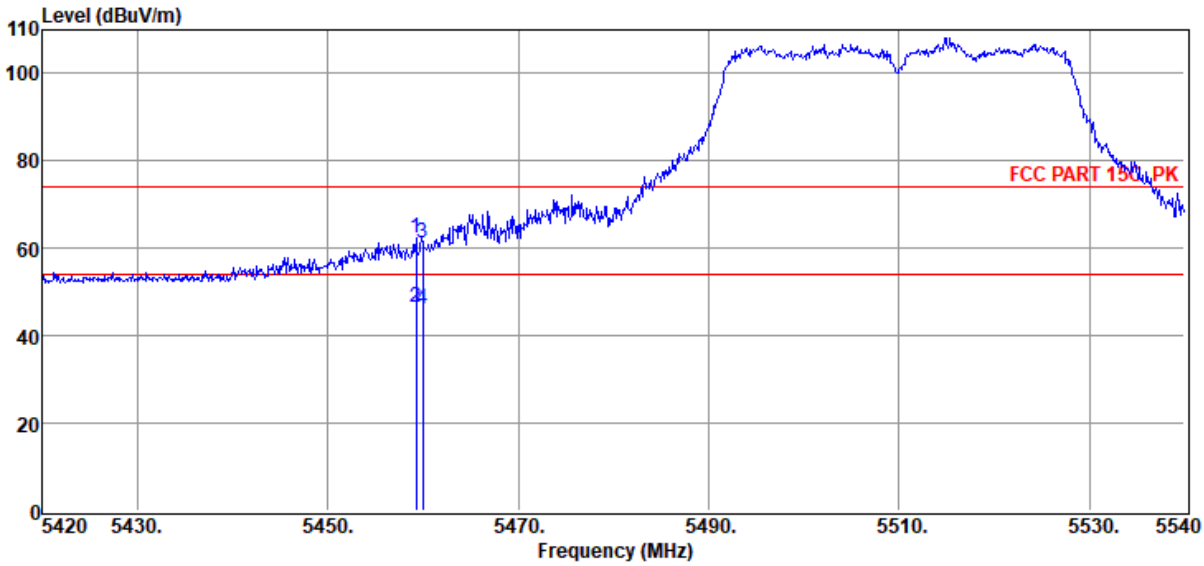

Item (Mark)	Freq. (MHz)	Read Level (dBµV)	Antenna Factor (dB/m)	PRM Factor dB	Cable Loss dB	Filter Factor dB	Result Level (dBµV/m)	Limit Line (dBµV/m)	Over Limit (dB)	Detector	Polarization
1	5459.24	56.49	32.82	40.45	2.57	1.02	62.45	74.00	-11.55	Peak	HORIZONTAL
2	5459.24	40.49	32.82	40.45	2.57	1.02	46.45	54.00	-7.55	Average	HORIZONTAL
3	5459.96	55.12	32.82	40.45	2.57	1.02	61.08	74.00	-12.92	Peak	HORIZONTAL
4	5459.96	40.12	32.82	40.45	2.57	1.02	46.08	54.00	-7.92	Average	HORIZONTAL

Note: 1. Result Level = Read Level + Antenna Factor + Cable loss + Filter Factor - PRM Factor.
2. If Peak Result complies with AV limit, AV Result is deemed to comply with AV limit.
3. Test setup: RBW: 1 MHz, VBW: 3 MHz, Sweep time: auto.

TR-4-E-009 Radiated Emission Test Result

Test Site	: DDT 3m Chamber 3#	D:\E3 6.111\2022 Report Data\Q21123016-3O 1020VR\FCC ABOVE 1G 5G WIFI.EM6	
Test Date	: 2022-07-08	**Tested By**	: Bairong
EUT	: arpara AIO 5K	**Model Number**	: VRM1020WNA
Power Supply	: Battery	**Test Mode**	: Tx Mode
Condition	: Temp:22.2°C,Humi:52.4%,Press:100.3kPa	**Antenna/Distance**	: 2021 BBHA 9120D 3#/3m/VERTICAL
Memo	: 11AC40 5510		

Data: 104

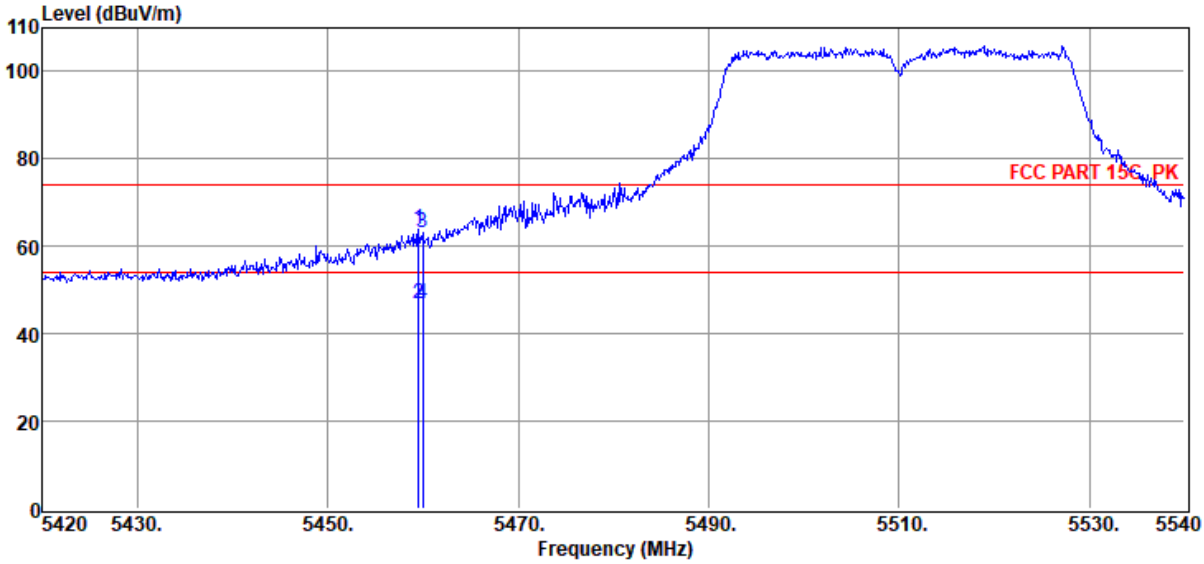

Item (Mark)	Freq. (MHz)	Read Level (dBµV)	Antenna Factor (dB/m)	PRM Factor dB	Cable Loss dB	Filter Factor dB	Result Level (dBµV/m)	Limit Line (dBµV/m)	Over Limit (dB)	Detector	Polarization
1	5459.48	57.94	32.82	40.45	2.57	1.02	63.90	74.00	-10.10	Peak	VERTICAL
2	5459.48	40.94	32.82	40.45	2.57	1.02	46.90	54.00	-7.10	Average	VERTICAL
3	5459.96	57.03	32.82	40.45	2.57	1.02	62.99	74.00	-11.01	Peak	VERTICAL
4	5459.96	41.03	32.82	40.45	2.57	1.02	46.99	54.00	-7.01	Average	VERTICAL

Note: 1. Result Level = Read Level + Antenna Factor + Cable loss + Filter Factor - PRM Factor.
2. If Peak Result complies with AV limit, AV Result is deemed to comply with AV limit.
3. Test setup: RBW: 1 MHz, VBW: 3 MHz, Sweep time: auto.

TR-4-E-009 Radiated Emission Test Result

Test Site	: DDT 3m Chamber 3#	D:\E3 6.111\2022 Report Data\Q21123016-3O 1020VR\FCC ABOVE 1G 5G WIFI.EM6	
Test Date	: 2022-07-08	**Tested By**	: Bairong
EUT	: arpara AIO 5K	**Model Number**	: VRM1020WNA
Power Supply	: Battery	**Test Mode**	: Tx Mode
Condition	: Temp:22.2°C,Humi:52.4%,Press:100.3kPa	**Antenna/Distance**	: 2021 BBHA 9120D 3#/3m/HORIZONTAL
Memo	: 11AX40 5510		

Data: 105

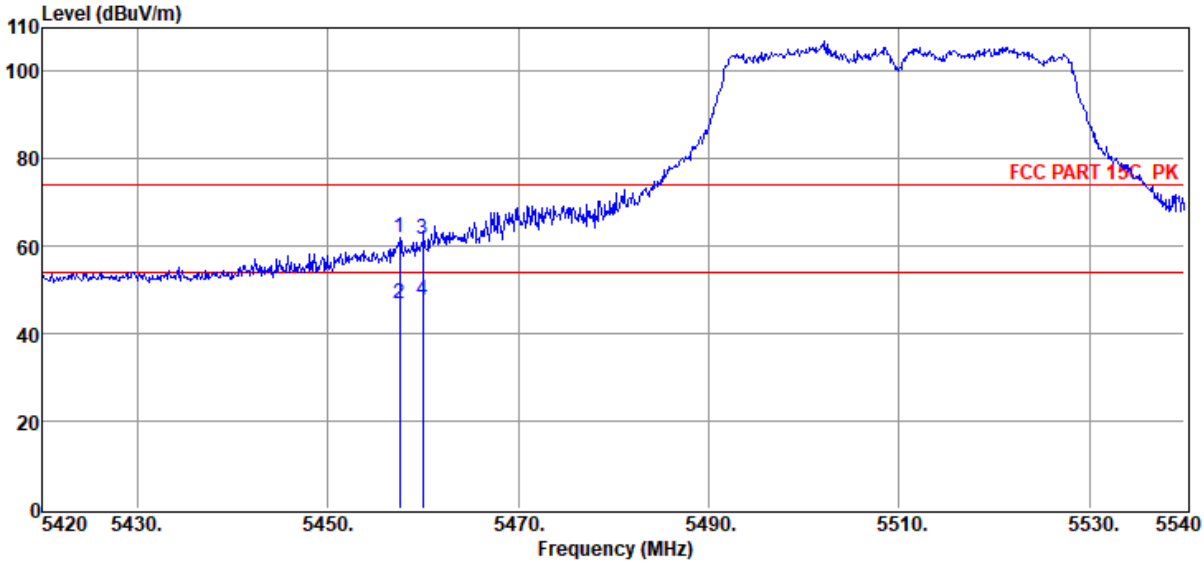

Item (Mark)	Freq. (MHz)	Read Level (dBµV)	Antenna Factor (dB/m)	PRM Factor dB	Cable Loss dB	Filter Factor dB	Result Level (dBµV/m)	Limit Line (dBµV/m)	Over Limit (dB)	Detector	Polarization
1	5457.56	55.88	32.83	40.45	2.57	1.02	61.85	74.00	-12.15	Peak	HORIZONTAL
2	5457.56	40.88	32.83	40.45	2.57	1.02	46.85	54.00	-7.15	Average	HORIZONTAL
3	5459.96	55.69	32.82	40.45	2.57	1.02	61.65	74.00	-12.35	Peak	HORIZONTAL
4	5459.96	41.69	32.82	40.45	2.57	1.02	47.65	54.00	-6.35	Average	HORIZONTAL

Note: 1. Result Level = Read Level + Antenna Factor + Cable loss + Filter Factor - PRM Factor.
2. If Peak Result complies with AV limit, AV Result is deemed to comply with AV limit.
3. Test setup: RBW: 1 MHz, VBW: 3 MHz, Sweep time: auto.

TR-4-E-009 Radiated Emission Test Result

Test Site	: DDT 3m Chamber 3#	D:\E3 6.111\2022 Report Data\Q21123016-3O 1020VR\FCC ABOVE 1G 5G WIFI.EM6	
Test Date	: 2022-07-08	**Tested By**	: Bairong
EUT	: arpara AIO 5K	**Model Number**	: VRM1020WNA
Power Supply	: Battery	**Test Mode**	: Tx Mode
Condition	: Temp:22.2°C,Humi:52.4%,Press:100.3kPa	**Antenna/Distance**	: 2021 BBHA 9120D 3#/3m/VERTICAL
Memo	: 11AX40 5510		

Data: 106

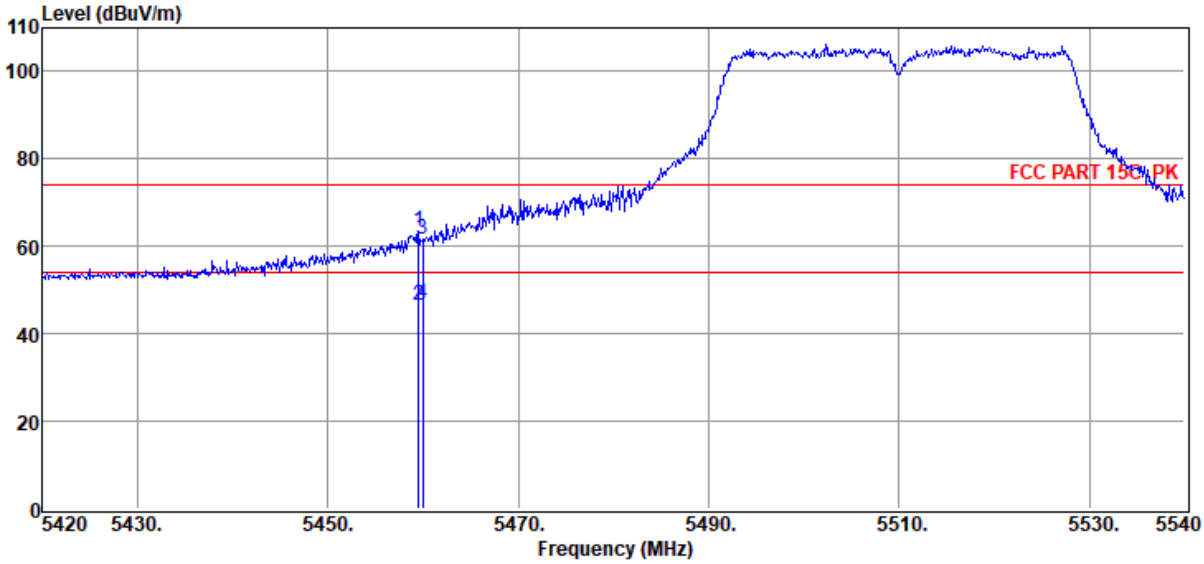

Item (Mark)	Freq. (MHz)	Read Level (dBµV)	Antenna Factor (dB/m)	PRM Factor dB	Cable Loss dB	Filter Factor dB	Result Level (dBµV/m)	Limit Line (dBµV/m)	Over Limit (dB)	Detector	Polarization
1	5459.48	57.48	32.82	40.45	2.57	1.02	63.44	74.00	-10.56	Peak	VERTICAL
2	5459.48	40.48	32.82	40.45	2.57	1.02	46.44	54.00	-7.56	Average	VERTICAL
3	5459.96	55.76	32.82	40.45	2.57	1.02	61.72	74.00	-12.28	Peak	VERTICAL
4	5459.96	40.76	32.82	40.45	2.57	1.02	46.72	54.00	-7.28	Average	VERTICAL

Note: 1. Result Level = Read Level + Antenna Factor + Cable loss + Filter Factor - PRM Factor.
2. If Peak Result complies with AV limit, AV Result is deemed to comply with AV limit.
3. Test setup: RBW: 1 MHz, VBW: 3 MHz, Sweep time: auto.

TR-4-E-009 Radiated Emission Test Result

Test Site	: DDT 3m Chamber 3#	D:\E3 6.111\2022 Report Data\Q21123016-3O 1020VR\FCC ABOVE 1G 5G WIFI.EM6	
Test Date	: 2022-07-08	**Tested By**	: Bairong
EUT	: arpara AIO 5K	**Model Number**	: VRM1020WNA
Power Supply	: Battery	**Test Mode**	: Tx Mode
Condition	: Temp:22.2°C,Humi:52.4%,Press:100.3kPa	**Antenna/Distance**	: 2021 BBHA 9120D 3#/3m/HORIZONTAL
Memo	: 11N40 5670		

Data: 107

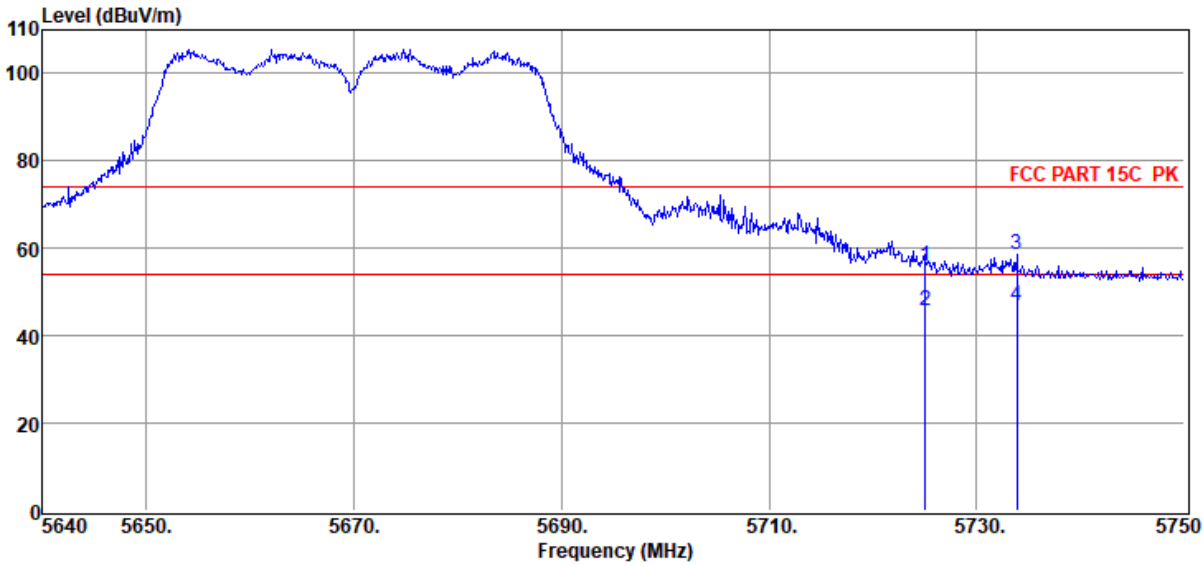

Item (Mark)	Freq. (MHz)	Read Level (dBµV)	Antenna Factor (dB/m)	PRM Factor dB	Cable Loss dB	Filter Factor dB	Result Level (dBµV/m)	Limit Line (dBµV/m)	Over Limit (dB)	Detector	Polarization
1	5725.03	49.06	33.34	40.47	2.78	1.08	55.79	74.00	-18.21	Peak	HORIZONTAL
2	5725.03	39.06	33.34	40.47	2.78	1.08	45.79	54.00	-8.21	Average	HORIZONTAL
3	5733.83	52.00	33.36	40.47	2.79	1.08	58.76	74.00	-15.24	Peak	HORIZONTAL
4	5733.83	40.00	33.36	40.47	2.79	1.08	46.76	54.00	-7.24	Average	HORIZONTAL

Note: 1. Result Level = Read Level + Antenna Factor + Cable loss + Filter Factor - PRM Factor.
2. If Peak Result complies with AV limit, AV Result is deemed to comply with AV limit.
3. Test setup: RBW: 1 MHz, VBW: 3 MHz, Sweep time: auto.

TR-4-E-009 Radiated Emission Test Result

Test Site	: DDT 3m Chamber 3#	D:\E3 6.111\2022 Report Data\Q21123016-3O 1020VR\FCC ABOVE 1G 5G WIFI.EM6	
Test Date	: 2022-07-08	**Tested By**	: Bairong
EUT	: arpara AIO 5K	**Model Number**	: VRM1020WNA
Power Supply	: Battery	**Test Mode**	: Tx Mode
Condition	: Temp:22.2°C,Humi:52.4%,Press:100.3kPa	**Antenna/Distance**	: 2021 BBHA 9120D 3#/3m/VERTICAL
Memo	: 11N40 5670		

Data: 108

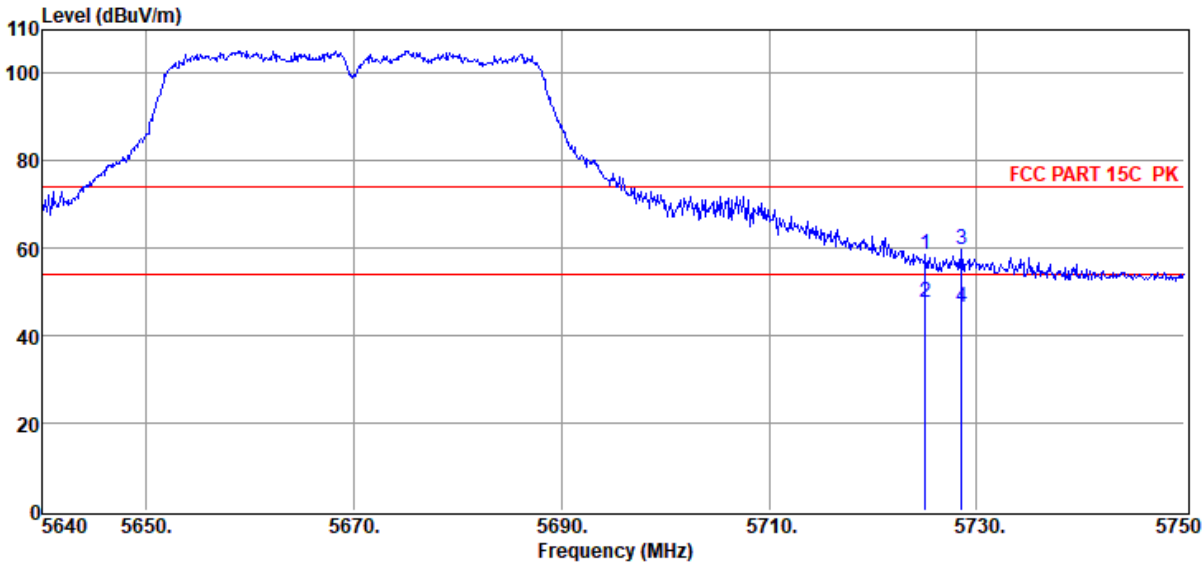

Item (Mark)	Freq. (MHz)	Read Level (dBµV)	Antenna Factor (dB/m)	PRM Factor dB	Cable Loss dB	Filter Factor dB	Result Level (dBµV/m)	Limit Line (dBµV/m)	Over Limit (dB)	Detector	Polarization
1	5725.03	51.75	33.34	40.47	2.78	1.08	58.48	74.00	-15.52	Peak	VERTICAL
2	5725.03	40.75	33.34	40.47	2.78	1.08	47.48	54.00	-6.52	Average	VERTICAL
3	5728.55	52.87	33.35	40.47	2.78	1.08	59.61	74.00	-14.39	Peak	VERTICAL
4	5728.55	39.87	33.35	40.47	2.78	1.08	46.61	54.00	-7.39	Average	VERTICAL

Note: 1. Result Level = Read Level + Antenna Factor + Cable loss + Filter Factor - PRM Factor.
2. If Peak Result complies with AV limit, AV Result is deemed to comply with AV limit.
3. Test setup: RBW: 1 MHz, VBW: 3 MHz, Sweep time: auto.

TR-4-E-009 Radiated Emission Test Result

Test Site	: DDT 3m Chamber 3#	D:\E3 6.111\2022 Report Data\Q21123016-3O 1020VR\FCC ABOVE 1G 5G WIFI.EM6	
Test Date	: 2022-07-08	**Tested By**	: Bairong
EUT	: arpara AIO 5K	**Model Number**	: VRM1020WNA
Power Supply	: Battery	**Test Mode**	: Tx Mode
Condition	: Temp:22.2°C,Humi:52.4%,Press:100.3kPa	**Antenna/Distance**	: 2021 BBHA 9120D 3#/3m/HORIZONTAL
Memo	: 11AC40 5670		

Data: 109

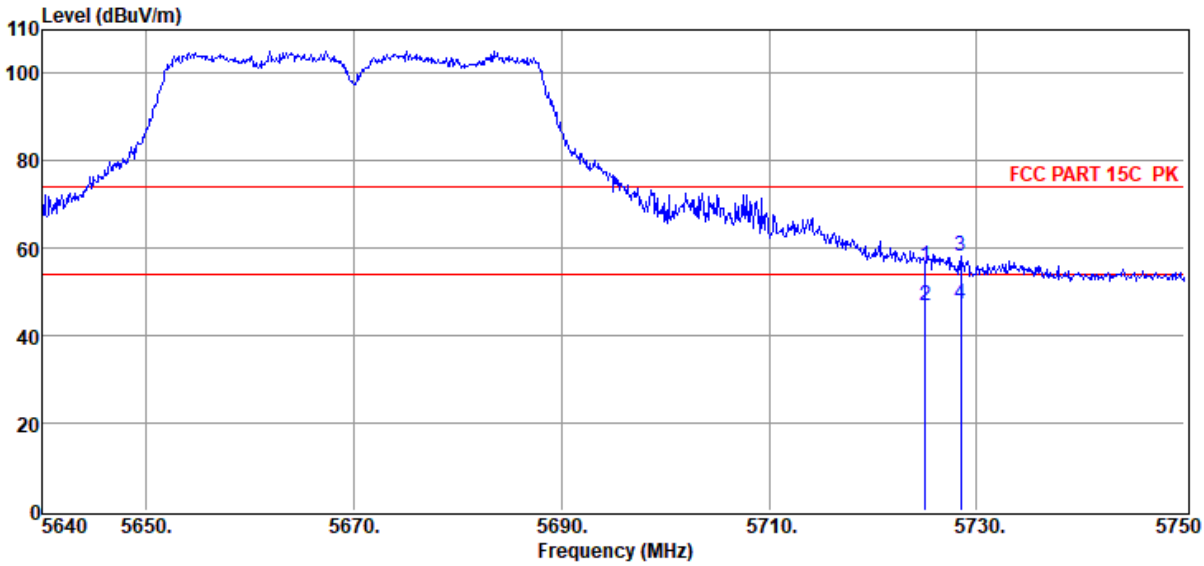

Item (Mark)	Freq. (MHz)	Read Level (dBµV)	Antenna Factor (dB/m)	PRM Factor dB	Cable Loss dB	Filter Factor dB	Result Level (dBµV/m)	Limit Line (dBµV/m)	Over Limit (dB)	Detector	Polarization
1	5725.03	49.31	33.34	40.47	2.78	1.08	56.04	74.00	-17.96	Peak	HORIZONTAL
2	5725.03	40.31	33.34	40.47	2.78	1.08	47.04	54.00	-6.96	Average	HORIZONTAL
3	5728.44	51.39	33.35	40.47	2.78	1.08	58.13	74.00	-15.87	Peak	HORIZONTAL
4	5728.44	40.39	33.35	40.47	2.78	1.08	47.13	54.00	-6.87	Average	HORIZONTAL

Note: 1. Result Level = Read Level + Antenna Factor + Cable loss + Filter Factor - PRM Factor.
2. If Peak Result complies with AV limit, AV Result is deemed to comply with AV limit.
3. Test setup: RBW: 1 MHz, VBW: 3 MHz, Sweep time: auto.

TR-4-E-009 Radiated Emission Test Result

Test Site	: DDT 3m Chamber 3#	D:\E3 6.111\2022 Report Data\Q21123016-3O 1020VR\FCC ABOVE 1G 5G WIFI.EM6	
Test Date	: 2022-07-08	**Tested By**	: Bairong
EUT	: arpara AIO 5K	**Model Number**	: VRM1020WNA
Power Supply	: Battery	**Test Mode**	: Tx Mode
Condition	: Temp:22.2°C,Humi:52.4%,Press:100.3kPa	**Antenna/Distance**	: 2021 BBHA 9120D 3#/3m/VERTICAL
Memo	: 11AC40 5670		

Data: 110

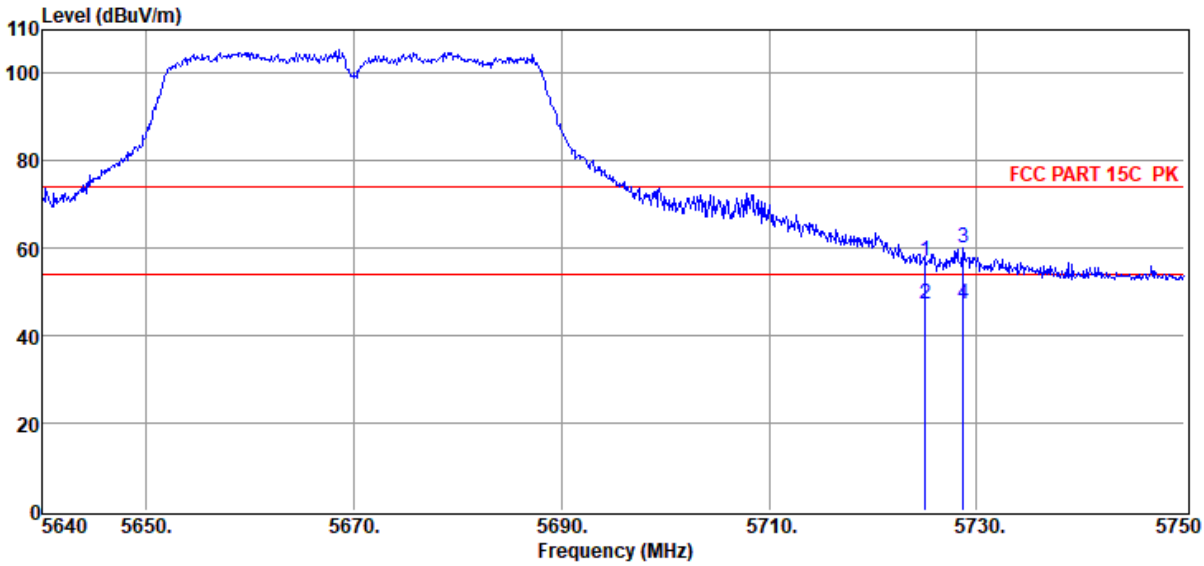

Item (Mark)	Freq. (MHz)	Read Level (dBµV)	Antenna Factor (dB/m)	PRM Factor dB	Cable Loss dB	Filter Factor dB	Result Level (dBµV/m)	Limit Line (dBµV/m)	Over Limit (dB)	Detector	Polarization
1	5725.03	50.43	33.34	40.47	2.78	1.08	57.16	74.00	-16.84	Peak	VERTICAL
2	5725.03	40.43	33.34	40.47	2.78	1.08	47.16	54.00	-6.84	Average	VERTICAL
3	5728.66	53.34	33.35	40.47	2.78	1.08	60.08	74.00	-13.92	Peak	VERTICAL
4	5728.66	40.34	33.35	40.47	2.78	1.08	47.08	54.00	-6.92	Average	VERTICAL

Note: 1. Result Level = Read Level + Antenna Factor + Cable loss + Filter Factor - PRM Factor.
2. If Peak Result complies with AV limit, AV Result is deemed to comply with AV limit.
3. Test setup: RBW: 1 MHz, VBW: 3 MHz, Sweep time: auto.

TR-4-E-009 Radiated Emission Test Result

Test Site	: DDT 3m Chamber 3#	D:\E3 6.111\2022 Report Data\Q21123016-3O 1020VR\FCC ABOVE 1G 5G WIFI.EM6	
Test Date	: 2022-07-08	**Tested By**	: Bairong
EUT	: arpara AIO 5K	**Model Number**	: VRM1020WNA
Power Supply	: Battery	**Test Mode**	: Tx Mode
Condition	: Temp:22.2°C,Humi:52.4%,Press:100.3kPa	**Antenna/Distance**	: 2021 BBHA 9120D 3#/3m/HORIZONTAL
Memo	: 11AX40 5670		

Data: 111

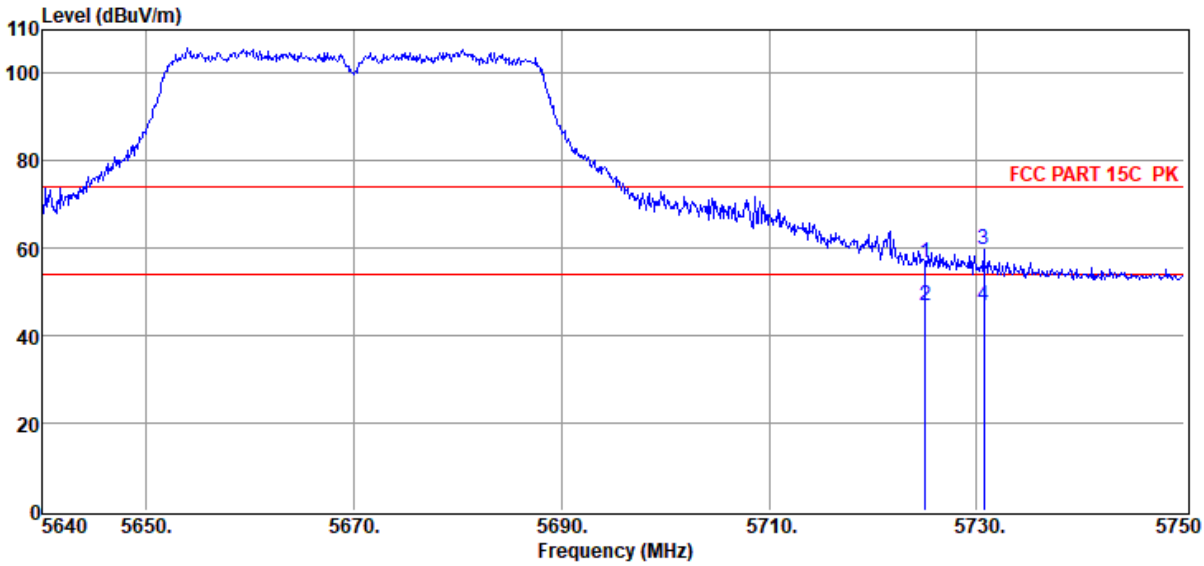

Item (Mark)	Freq. (MHz)	Read Level (dBµV)	Antenna Factor (dB/m)	PRM Factor dB	Cable Loss dB	Filter Factor dB	Result Level (dBµV/m)	Limit Line (dBµV/m)	Over Limit (dB)	Detector	Polarization
1	5725.03	50.10	33.34	40.47	2.78	1.08	56.83	74.00	-17.17	Peak	HORIZONTAL
2	5725.03	40.10	33.34	40.47	2.78	1.08	46.83	54.00	-7.17	Average	HORIZONTAL
3	5730.64	52.99	33.35	40.47	2.78	1.08	59.73	74.00	-14.27	Peak	HORIZONTAL
4	5730.64	39.99	33.35	40.47	2.78	1.08	46.73	54.00	-7.27	Average	HORIZONTAL

Note: 1. Result Level = Read Level + Antenna Factor + Cable loss + Filter Factor - PRM Factor.
2. If Peak Result complies with AV limit, AV Result is deemed to comply with AV limit.
3. Test setup: RBW: 1 MHz, VBW: 3 MHz, Sweep time: auto.

TR-4-E-009 Radiated Emission Test Result

Test Site	: DDT 3m Chamber 3#	D:\E3 6.111\2022 Report Data\Q21123016-3O 1020VR\FCC ABOVE 1G 5G WIFI.EM6	
Test Date	: 2022-07-08	**Tested By**	: Bairong
EUT	: arpara AIO 5K	**Model Number**	: VRM1020WNA
Power Supply	: Battery	**Test Mode**	: Tx Mode
Condition	: Temp:22.2°C,Humi:52.4%,Press:100.3kPa	**Antenna/Distance**	: 2021 BBHA 9120D 3#/3m/VERTICAL
Memo	: 11AX40 5670		

Data: 112

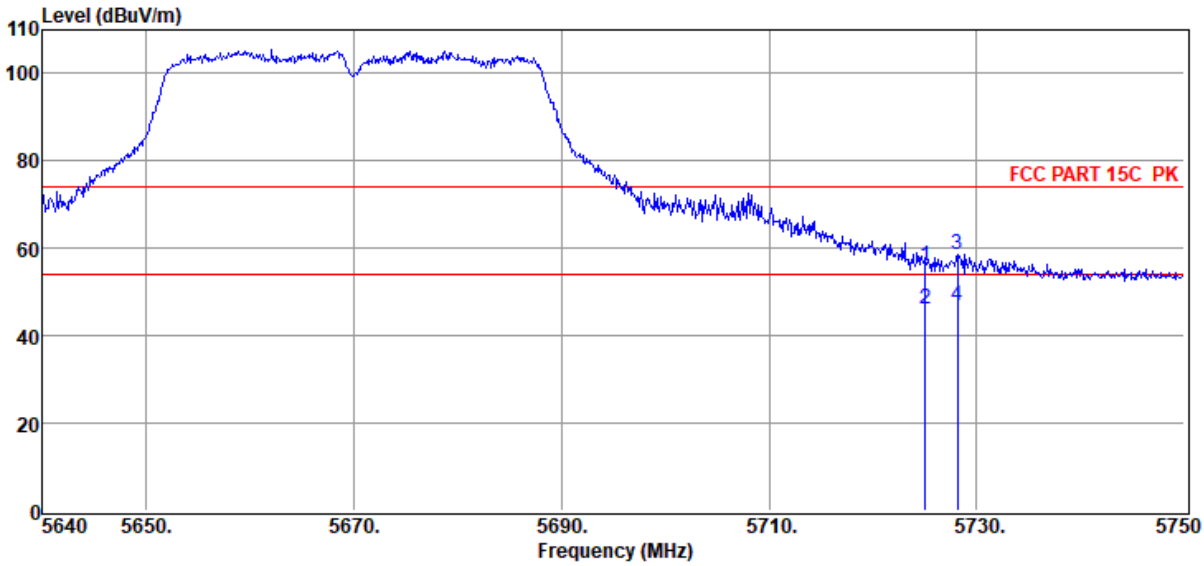

Item (Mark)	Freq. (MHz)	Read Level (dBµV)	Antenna Factor (dB/m)	PRM Factor dB	Cable Loss dB	Filter Factor dB	Result Level (dBµV/m)	Limit Line (dBµV/m)	Over Limit (dB)	Detector	Polarization
1	5725.03	49.36	33.34	40.47	2.78	1.08	56.09	74.00	-17.91	Peak	VERTICAL
2	5725.03	39.36	33.34	40.47	2.78	1.08	46.09	54.00	-7.91	Average	VERTICAL
3	5728.11	51.97	33.35	40.47	2.78	1.08	58.71	74.00	-15.29	Peak	VERTICAL
4	5728.11	39.97	33.35	40.47	2.78	1.08	46.71	54.00	-7.29	Average	VERTICAL

Note: 1. Result Level = Read Level + Antenna Factor + Cable loss + Filter Factor - PRM Factor.
2. If Peak Result complies with AV limit, AV Result is deemed to comply with AV limit.
3. Test setup: RBW: 1 MHz, VBW: 3 MHz, Sweep time: auto.